11.1. 5.3 GHz

11.1.1. TX ABOVE 1 GHz 802.11a MODE IN THE 5.3 GHz BAND AUTHORIZED BANDEDGE (HIGH CHANNEL)

HORIZONTAL PEAK AND AVERAGE PLOT

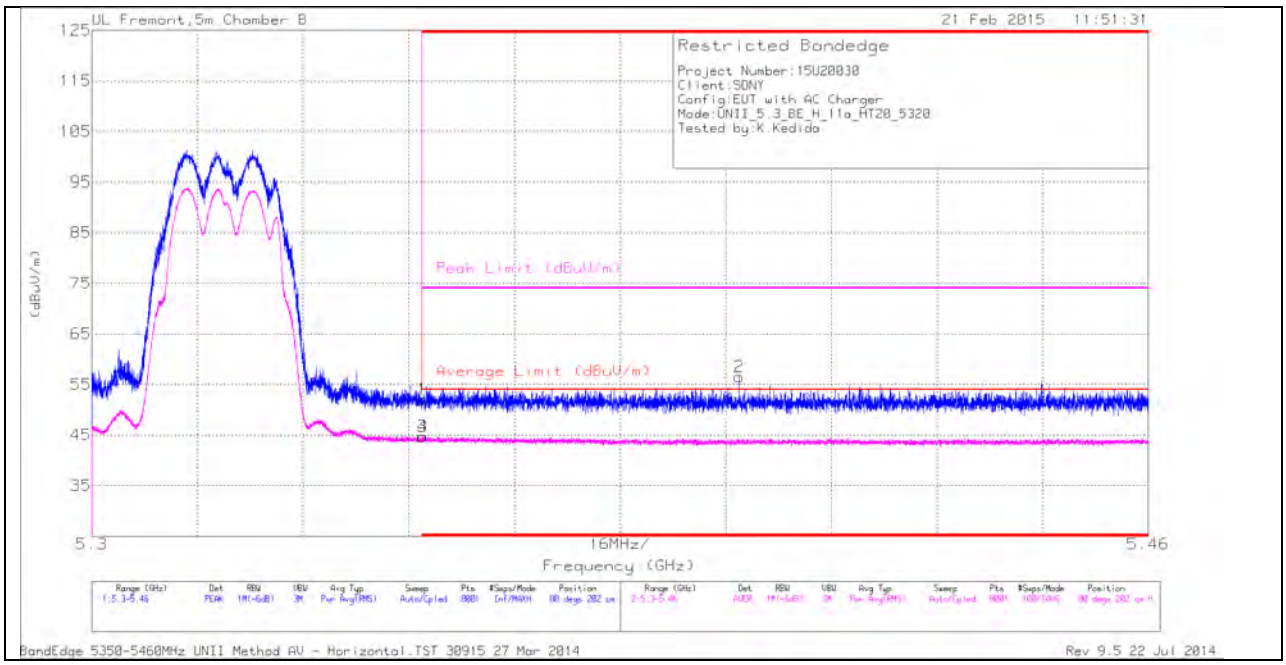

HORIZONTAL DATA

Marker	Frequency (GHz)	Meter Reading (dBuV)	Det	AF T345 (dB/m)	Amp/Cbl/Flt r/Pad (dB)	DC Corr (dB)	Corrected Reading (dBuV/m)	Average Limit (dBuV/m)	Margin (dB)	Peak Limit (dBuV/m)	PK Margin (dB)	Azimuth (Degs)	Height (cm)	Polarity
1	* 5.35	37.65	PK	34.5	-20.1	0	52.05	-	-	74	-21.95	80	202	H
2	* 5.398	42.09	PK	34.5	-20.1	0	56.49	-	-	74	-17.51	80	202	H
3	* 5.35	30.25	RMS	34.5	-20.1	0	44.65	54	-9.35	-	-	80	202	H
4	* 5.35	30.35	RMS	34.5	-20.1	0	44.75	54	-9.25	-	-	80	202	H

* - indicates frequency in CFR15.205/IC7.2.2 Restricted Band

PK - Peak detector

RMS - RMS detection

This report shall not be reproduced except in full, without the written approval of UL Verification Services Inc.

VERTICAL PEAK AND AVERAGE PLOT

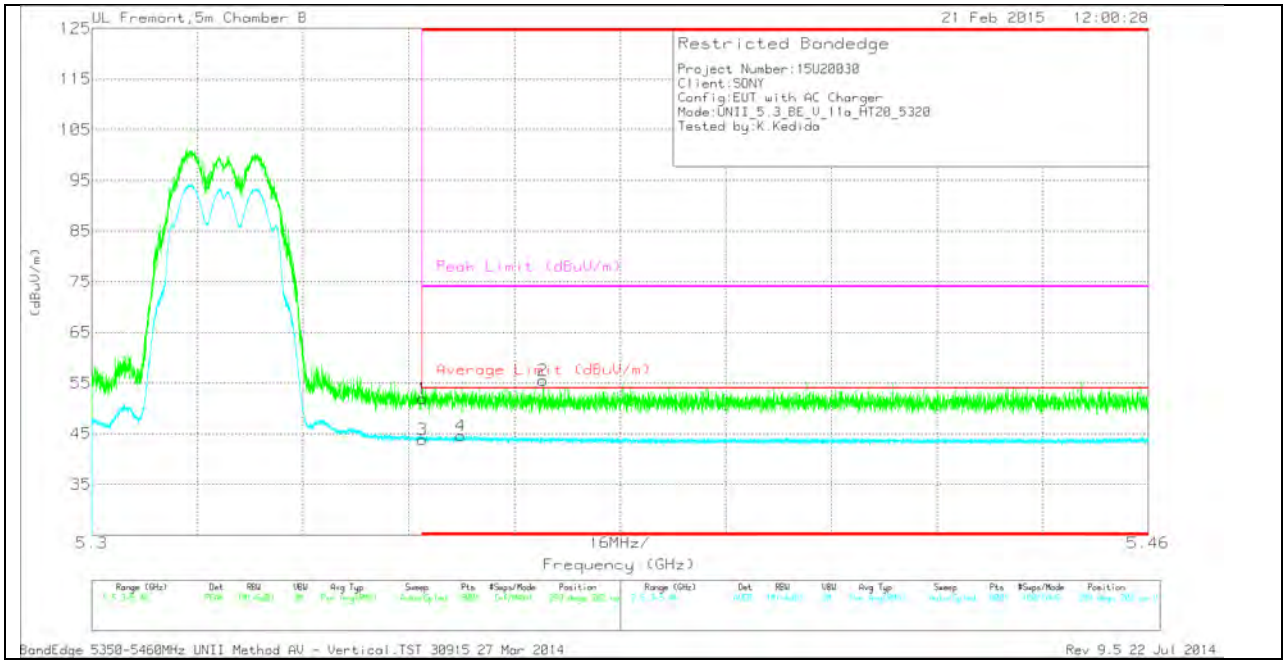

VERTICAL DATA

Marker	Frequency (GHz)	Meter Reading (dBuV)	Det	AF T345 (dB/m)	Amp/Cbl/Flt r/Pad (dB)	DC Corr (dB)	Corrected Reading (dBuV/m)	Average Limit (dBuV/m)	Margin (dB)	Peak Limit (dBuV/m)	PK Margin (dB)	Azimuth (Degs)	Height (cm)	Polarity
1	* 5.35	37.45	PK	34.5	-20.1	0	51.85	-	-	74	-22.15	299	202	V
2	* 5.368	41.08	PK	34.5	-20.1	0	55.48	-	-	74	-18.52	299	202	V
3	* 5.35	29.49	RMS	34.5	-20.1	0	43.89	54	-10.11	-	-	299	202	V
4	* 5.356	30	RMS	34.5	-19.9	0	44.60	54	-9.40	-	-	299	202	V

* - indicates frequency in CFR15.205/IC7.2.2 Restricted Band

PK - Peak detector

RMS - RMS detection

This report shall not be reproduced except in full, without the written approval of UL Verification Services Inc.

HARMONICS AND SPURIOUS EMISSIONS

LOW CHANNEL HORIZONTAL

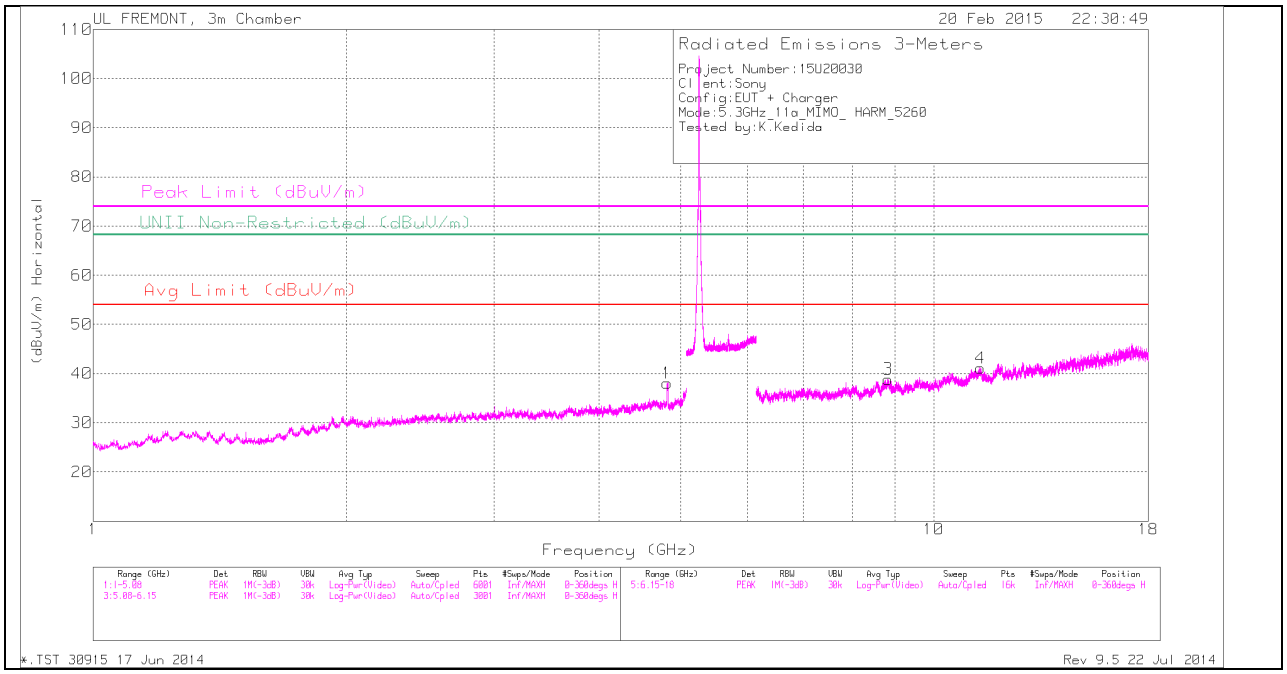

Note: Emission was scanned up to 40GHz; No emissions were detected above the noise floor which was at least 20dB below the specification limit.

UL VERIFICATION SERVICES INC. FORM NO: CCSUP4701J
47173 BENICIA STREET, FREMONT, CA 94538, USA TEL: (510) 771-1000 FAX: (510) 661-0888
This report shall not be reproduced except in full, without the written approval of UL Verification Services Inc.

LOW CHANNEL VERTICAL

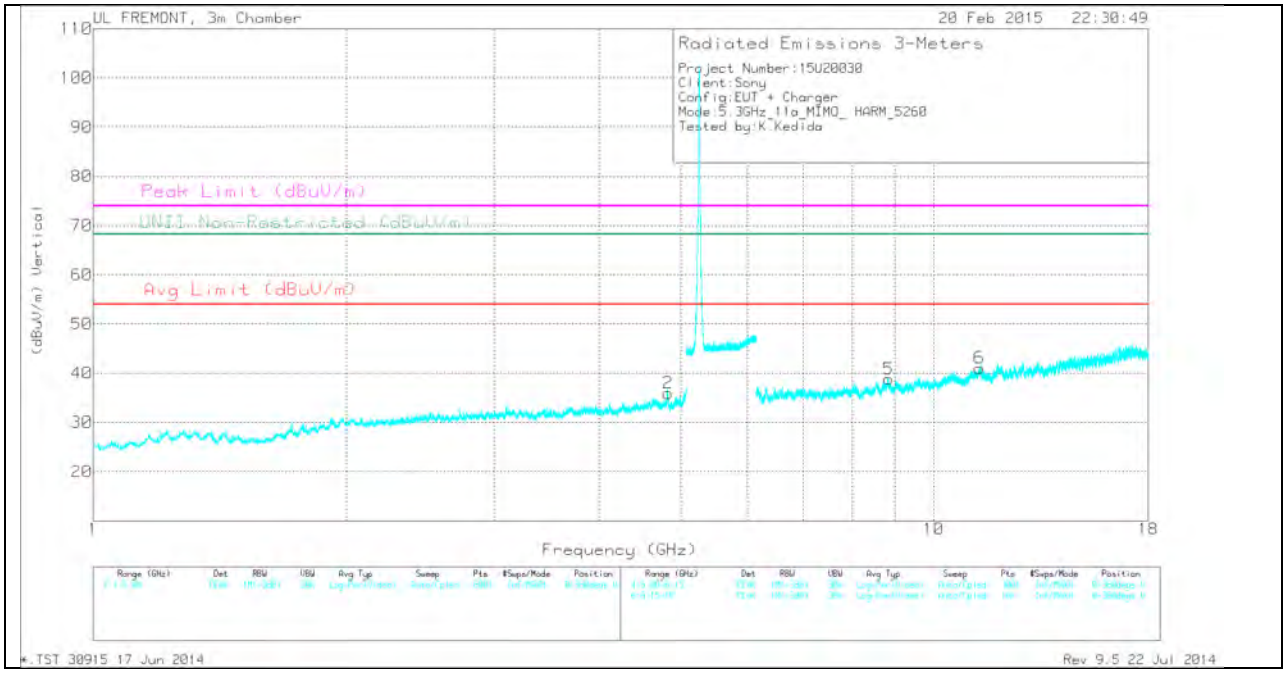

Note: Emission was scanned up to 40GHz; No emissions were detected above the noise floor which was at least 20dB below the specification limit.

This report shall not be reproduced except in full, without the written approval of UL Verification Services Inc.

LOW CHANNEL DATA

TRACE MARKERS

Marker	Frequency (GHz)	Meter Reading (dBuV)	Det	AF T119 (dB/m)	Amp/Cbl/Fltr /Pad (dB)	Corrected Reading (dBuV/m)	Avg Limit (dBuV/m)	Margin (dB)	Peak Limit (dBuV/m)	PK Margin (dB)	UNII Non-Restricted (dBuV/m)	PK Margin (dB)	Azimuth (Degs)	Height (cm)	Polarity
1	4.819	34.23	PK	34	-30.2	38.03	-	-	74	-35.97	-	-	0-360	200	H
2	4.828	32.15	PK	34	-30.2	35.95	-	-	74	-38.05	-	-	0-360	200	V
3	8.827	28.85	PK	35.9	-25.9	38.85	-	-	-	-	68.2	-29.35	0-360	100	H
5	8.837	28.99	PK	35.9	-26.1	38.79	-	-	-	-	68.2	-29.41	0-360	200	V
6	11.336	28.45	PK	38.1	-25.5	41.05	-	-	74	-32.95	-	-	0-360	200	V
4	11.373	28.99	PK	38.2	-26.1	41.09	-	-	74	-32.91	-	-	0-360	100	H

PK - Peak detector

Radiated Emissions

Frequency (GHz)	Meter Reading (dBuV)	Det	AF T119 (dB/m)	Amp/Cbl/Flt r/Pad (dB)	Corrected Reading (dBuV/m)	Avg Limit (dBuV/m)	Margin (dB)	Peak Limit (dBuV/m)	PK Margin (dB)	UNII Non-Restricted (dBuV/m)	PK Margin (dB)	Azimuth (Degs)	Height (cm)	Polarity
8.827	25.93	AD1	35.9	-25.9	35.93	-	-	-	-	-	-	91	100	H
8.828	37.96	PK1	35.9	-25.9	47.96	-	-	-	-	68.2	-20.24	91	100	H

PK1 - KDB789033 Method: Peak

AD1 - KDB789033 Method: AD Primary Power Average

UL VERIFICATION SERVICES INC. FORM NO: CCSUP4701J
47173 BENICIA STREET, FREMONT, CA 94538, USA TEL: (510) 771-1000 FAX: (510) 661-0888
This report shall not be reproduced except in full, without the written approval of UL Verification Services Inc.

MID CHANNEL HORIZONTAL

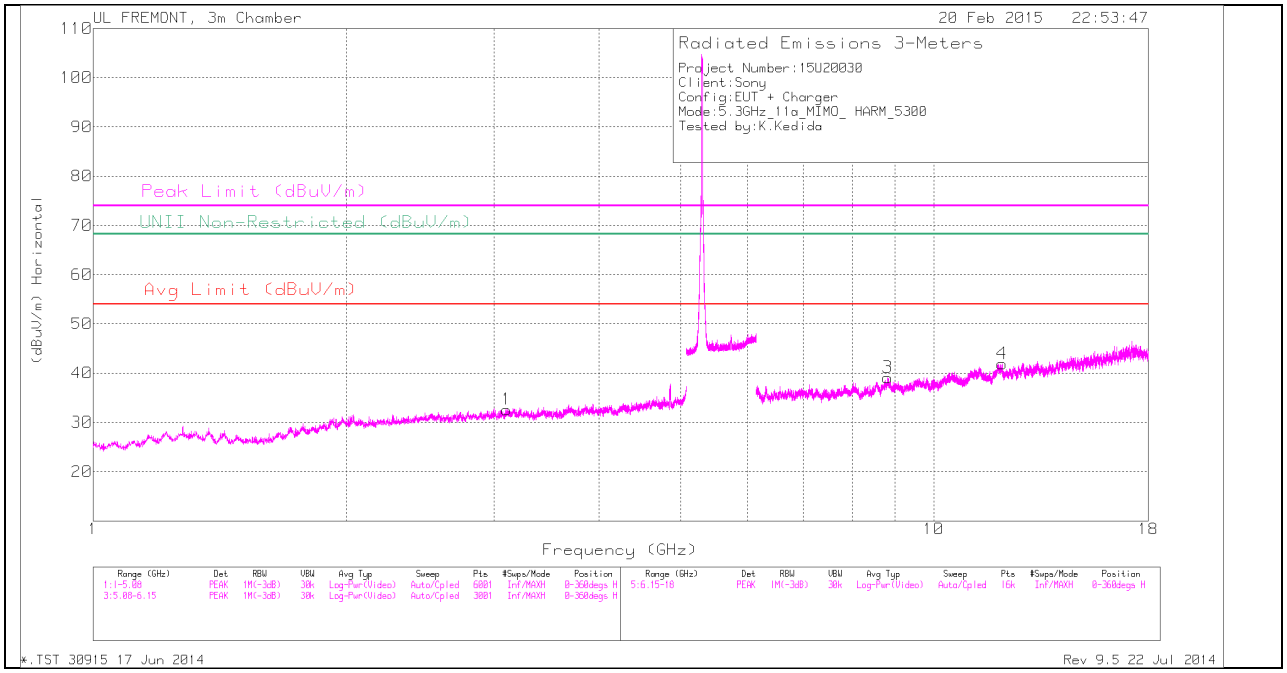

Note: Emission was scanned up to 40GHz; No emissions were detected above the noise floor which was at least 20dB below the specification limit.

This report shall not be reproduced except in full, without the written approval of UL Verification Services Inc.

MID CHANNEL VERTICAL

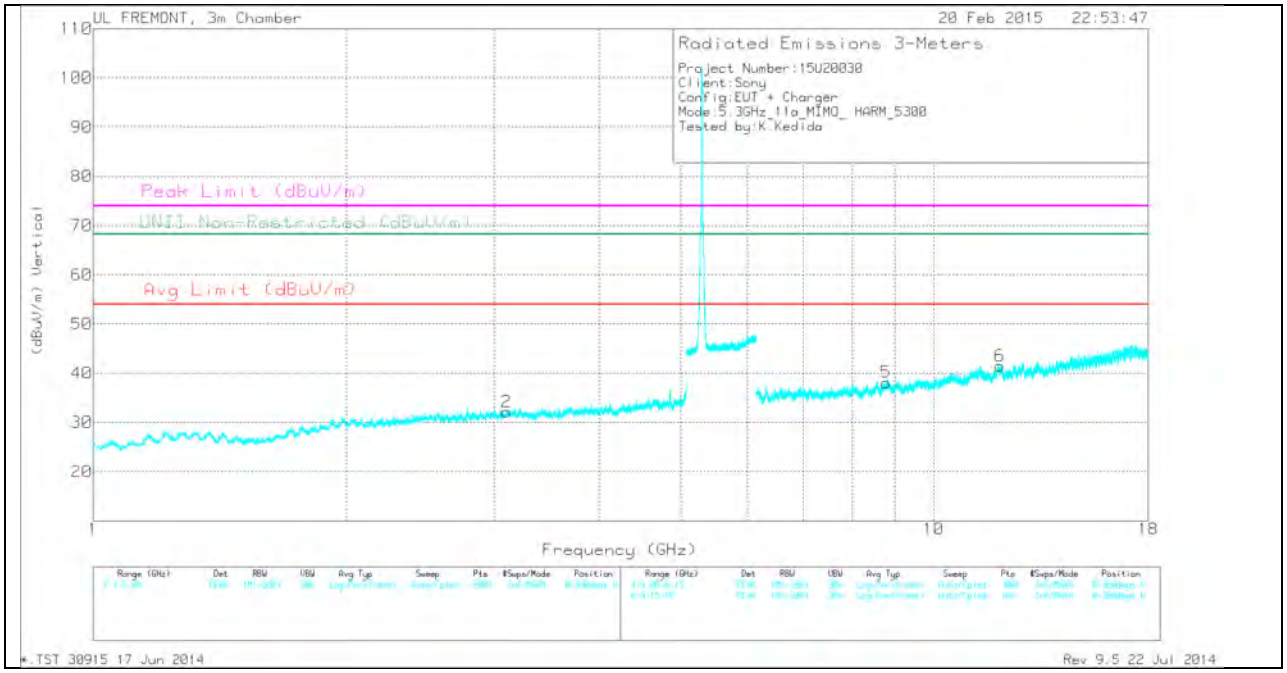

Note: Emission was scanned up to 40GHz; No emissions were detected above the noise floor which was at least 20dB below the specification limit.

This report shall not be reproduced except in full, without the written approval of UL Verification Services Inc.

MID CHANNEL DATA

TRACE MARKERS

Marker	Frequency (GHz)	Meter Reading (dBuV)	Det	AF T119 (dB/m)	Amp/Cbl/Fltr /Pad (dB)	Corrected Reading (dBuV/m)	Avg Limit (dBuV/m)	Margin (dB)	Peak Limit (dBuV/m)	PK Margin (dB)	UNII Non-Restricted (dBuV/m)	PK Margin (dB)	Azimuth (Degs)	Height (cm)	Polarity
2	3.103	31.36	PK	32.8	-32	32.16	-	-	-	-	68.2	-36.04	0-360	200	V
1	3.104	31.81	PK	32.8	-32	32.61	-	-	-	-	68.2	-35.59	0-360	200	H
5	8.778	28.31	PK	35.9	-26.1	38.11	-	-	-	-	68.2	-30.09	0-360	200	V
3	8.816	28.72	PK	35.9	-25.5	39.12	-	-	-	-	68.2	-29.08	0-360	200	H
6	11.984	28.67	PK	39.1	-26.3	41.47	-	-	74	-32.53	-	-	0-360	200	V
4	12.063	29.32	PK	39	-26.4	41.92	-	-	74	-32.08	-	-	0-360	200	H

PK - Peak detector

Radiated Emissions

Frequency (GHz)	Meter Reading (dBuV)	Det	AF T119 (dB/m)	Amp/Cbl/Fltr/Pad (dB)	Corrected Reading (dBuV/m)	Avg Limit (dBuV/m)	Margin (dB)	Peak Limit (dBuV/m)	PK Margin (dB)	UNII Non-Restricted (dBuV/m)	PK Margin (dB)	Azimuth (Degs)	Height (cm)	Polarity
8.818	37.59	PK1	35.9	-25.6	47.89	-	-	-	-	68.2	-20.31	0	200	H
8.818	25.65	AD1	35.9	-25.6	35.95	-	-	-	-	-	-	0	200	H

PK1 - KDB789033 Method: Peak

AD1 - KDB789033 Method: AD Primary Power Average

UL VERIFICATION SERVICES INC. FORM NO: CCSUP4701J
47173 BENICIA STREET, FREMONT, CA 94538, USA TEL: (510) 771-1000 FAX: (510) 661-0888
This report shall not be reproduced except in full, without the written approval of UL Verification Services Inc.

HIGH CHANNEL HORIZONTAL

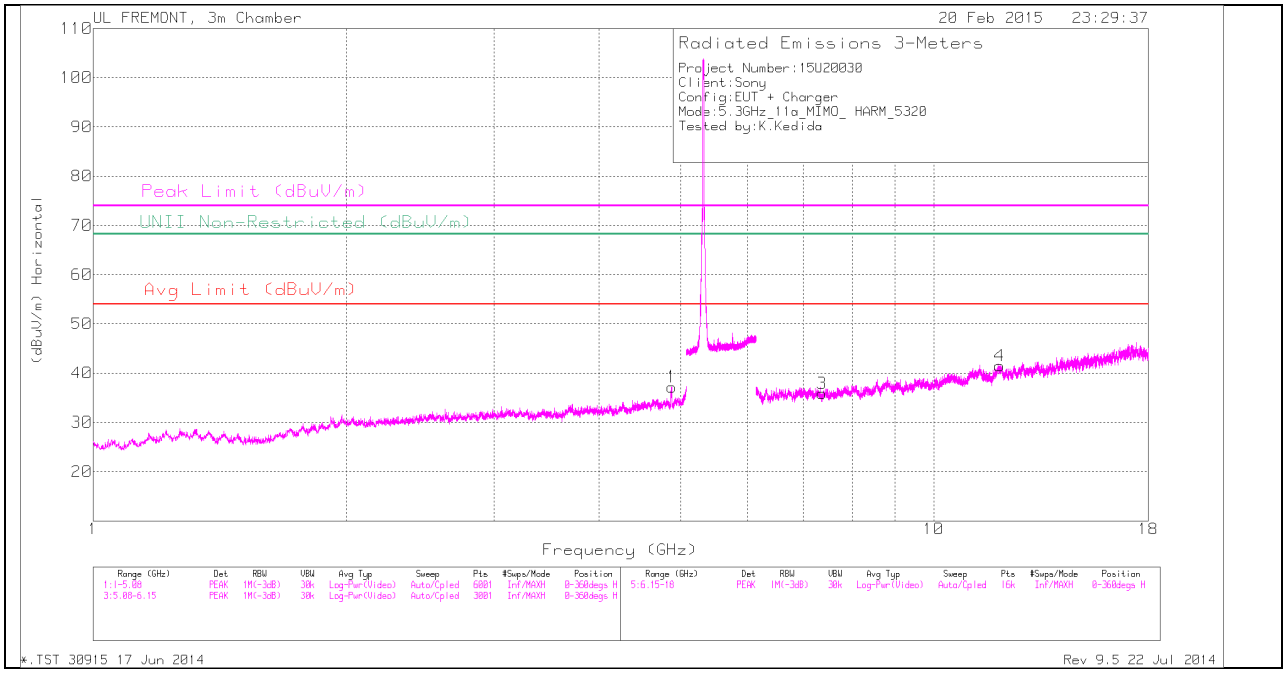

Note: Emission was scanned up to 40GHz; No emissions were detected above the noise floor which was at least 20dB below the specification limit.

This report shall not be reproduced except in full, without the written approval of UL Verification Services Inc.

HIGH CHANNEL VERTICAL

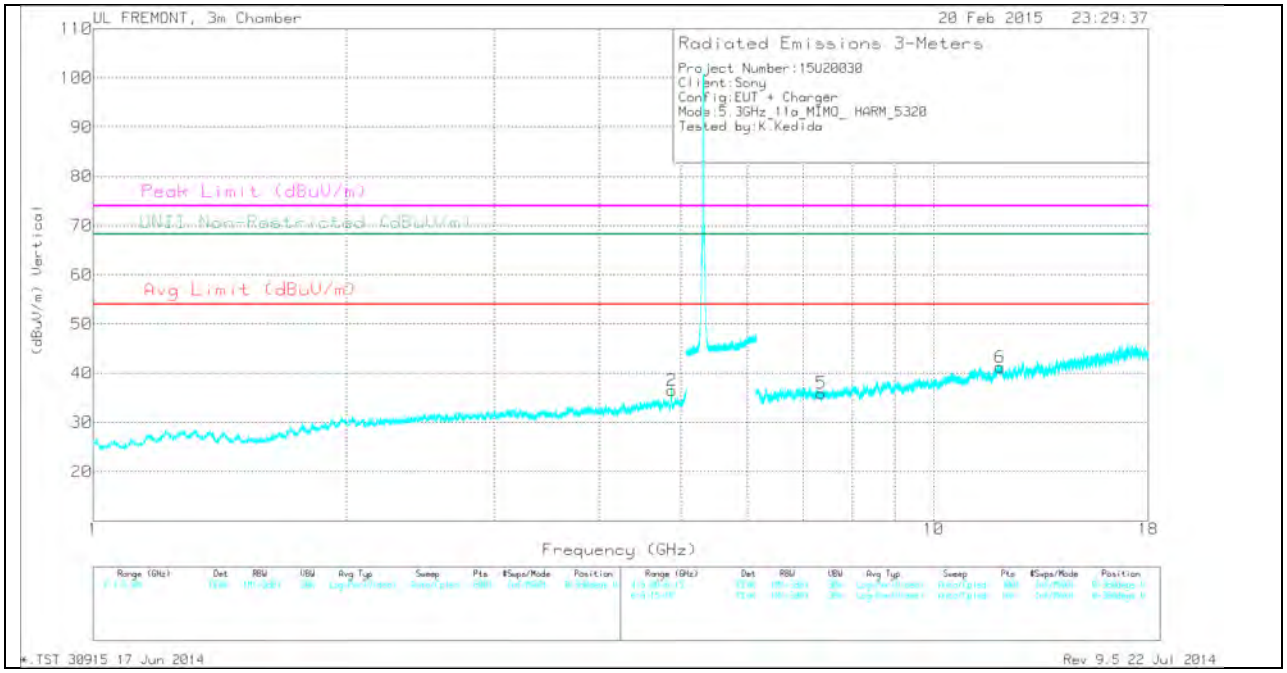

Note: Emission was scanned up to 40GHz; No emissions were detected above the noise floor which was at least 20dB below the specification limit.

This report shall not be reproduced except in full, without the written approval of UL Verification Services Inc.

HIGH CHANNEL DATA

TRACE MARKERS

Marker	Frequency (GHz)	Meter Reading (dBuV)	Det	AF T119 (dB/m)	Amp/Cbl/Fltr /Pad (dB)	Corrected Reading (dBuV/m)	Avg Limit (dBuV/m)	Margin (dB)	Peak Limit (dBuV/m)	PK Margin (dB)	UNII Non-Restricted (dBuV/m)	PK Margin (dB)	Azimuth (Degs)	Height (cm)	Polarity
1	4.879	33.37	PK	34	-30.2	37.17	-	-	74	-36.83	-	-	0-360	200	H
2	4.879	32.7	PK	34	-30.2	36.5	-	-	74	-37.5	-	-	0-360	200	V
5	7.358	29.42	PK	35.6	-29.1	35.92	-	-	74	-38.08	-	-	0-360	200	V
3	7.365	29.16	PK	35.6	-28.9	35.86	-	-	74	-38.14	-	-	0-360	200	H
4	11.981	28.68	PK	39.1	-26.3	41.48	-	-	74	-32.52	-	-	0-360	100	H
6	11.986	28.41	PK	39.1	-26.3	41.21	-	-	74	-32.79	-	-	0-360	200	V

PK - Peak detector

Radiated Emissions

Frequency (GHz)	Meter Reading (dBuV)	Det	AF T119 (dB/m)	Amp/Cbl/Fltr/Pad (dB)	Corrected Reading (dBuV/m)	Avg Limit (dBuV/m)	Margin (dB)	Peak Limit (dBuV/m)	PK Margin (dB)	UNII Non-Restricted (dBuV/m)	PK Margin (dB)	Azimuth (Degs)	Height (cm)	Polarity
7.365	38.9	PK1	35.6	-28.9	45.6	-	-	74	-28.4	-	-	0	200	H
7.366	27.21	AD1	35.6	-29	33.81	54	-20.19	-	-	-	-	0	200	H

PK1 - KDB789033 Method: Peak

AD1 - KDB789033 Method: AD Primary Power Average

UL VERIFICATION SERVICES INC. FORM NO: CCSUP4701J
47173 BENICIA STREET, FREMONT, CA 94538, USA TEL: (510) 771-1000 FAX: (510) 661-0888
This report shall not be reproduced except in full, without the written approval of UL Verification Services Inc.

11.1.2. TX ABOVE 1 GHz 802.11n HT20 MODE IN THE 5.3 GHz BAND

AUTHORIZED BANDEDGE (HIGH CHANNEL)

HORIZONTAL PEAK AND AVERAGE PLOT

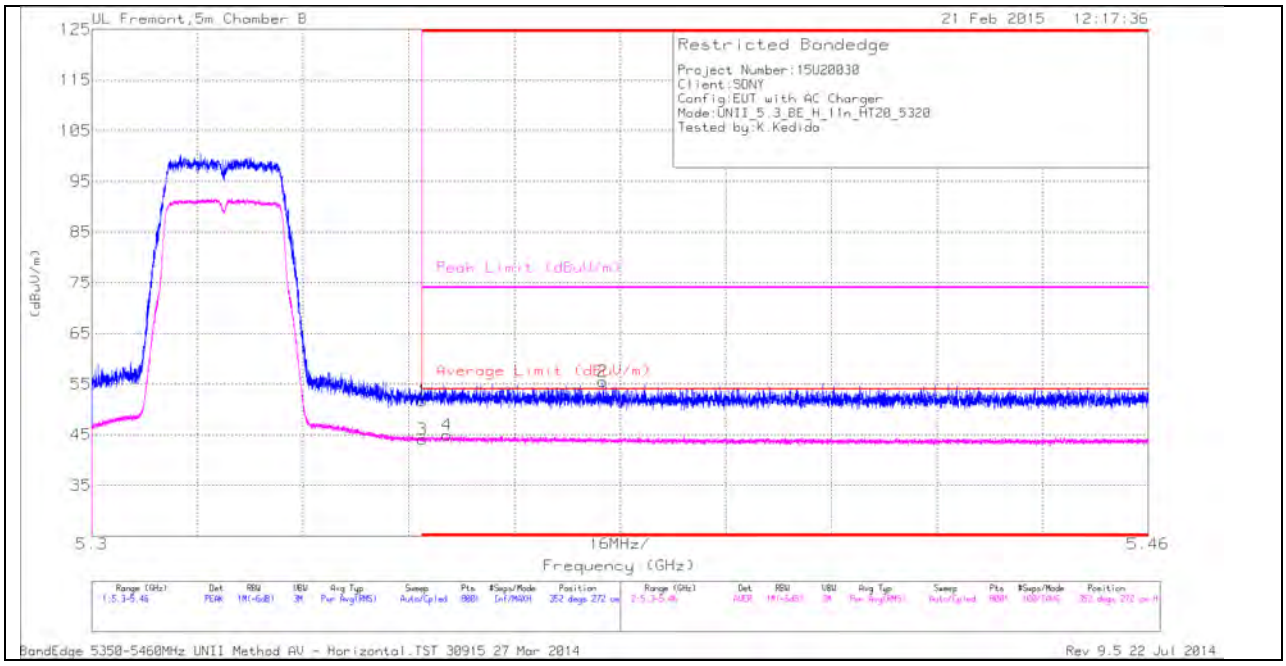

HORIZONTAL DATA

Marker	Frequency (GHz)	Meter Reading (dBuV)	Det	AF T345 (dB/m)	Amp/Cbl/Flt r/Pad (dB)	DC Corr (dB)	Corrected Reading (dBuV/m)	Average Limit (dBuV/m)	Margin (dB)	Peak Limit (dBuV/m)	PK Margin (dB)	Azimuth (Degs)	Height (cm)	Polarity
1	* 5.35	37.21	PK	34.5	-20.1	0	51.61	-	-	74	-22.39	352	272	H
2	* 5.377	41.05	PK	34.5	-20.1	0	55.45	-	-	74	-18.55	352	272	H
3	* 5.35	29.6	RMS	34.5	-20.1	0	44.0	54	-10.0	-	-	352	272	H
4	* 5.354	30.27	RMS	34.5	-20	0	44.77	54	-9.23	-	-	352	272	H

* - indicates frequency in CFR15.205/IC7.2.2 Restricted Band

PK - Peak detector

RMS - RMS detection

This report shall not be reproduced except in full, without the written approval of UL Verification Services Inc.

VERTICAL PEAK AND AVERAGE PLOT

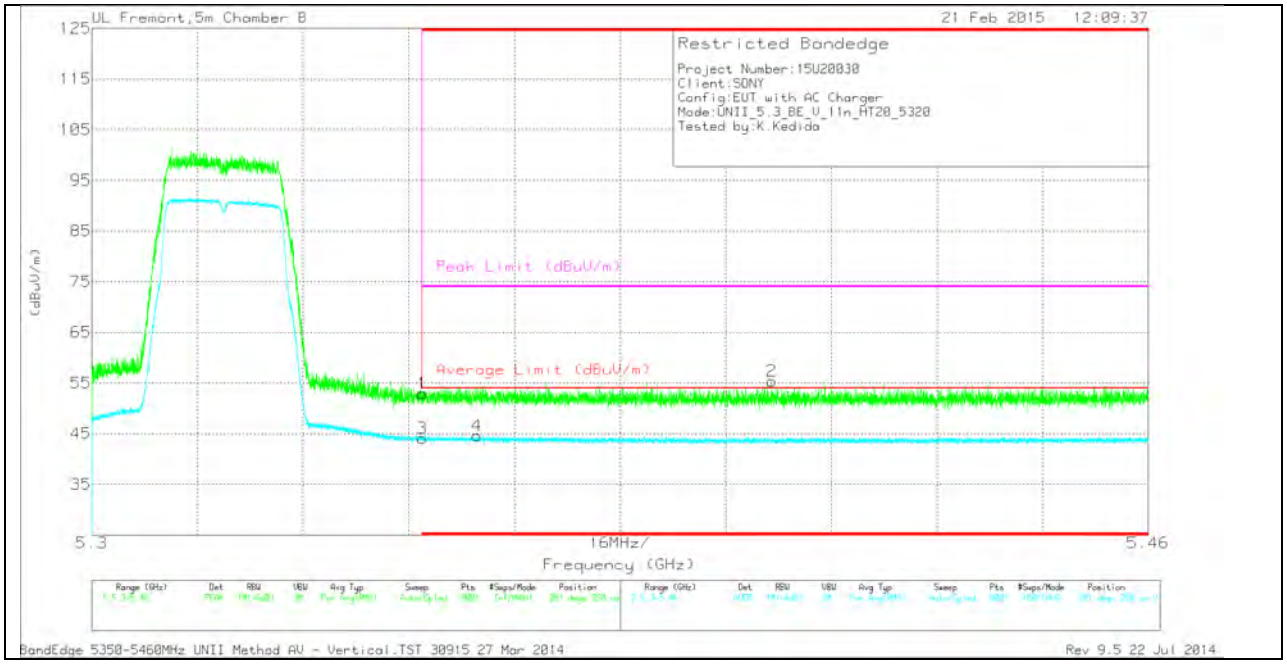

VERTICAL DATA

Marker	Frequency (GHz)	Meter Reading (dBuV)	Det	AF T345 (dB/m)	Amp/Cbl/Flt r/Pad (dB)	DC Corr (dB)	Corrected Reading (dBuV/m)	Average Limit (dBuV/m)	Margin (dB)	Peak Limit (dBuV/m)	PK Margin (dB)	Azimuth (Degs)	Height (cm)	Polarity
1	* 5.35	38.5	PK	34.5	-20.1	0	52.9	-	-	74	-21.1	281	250	V
2	* 5.403	40.99	PK	34.5	-20.1	0	55.39	-	-	74	-18.61	281	250	V
3	* 5.35	29.5	RMS	34.5	-20.1	0	43.90	54	-10.1	-	-	281	250	V
4	* 5.358	29.95	RMS	34.5	-20	0	44.45	54	-9.55	-	-	281	250	V

* - indicates frequency in CFR15.205/IC7.2.2 Restricted Band

PK - Peak detector

RMS - RMS detection

This report shall not be reproduced except in full, without the written approval of UL Verification Services Inc.

HARMONICS AND SPURIOUS EMISSIONS

LOW CHANNEL HORIZONTAL

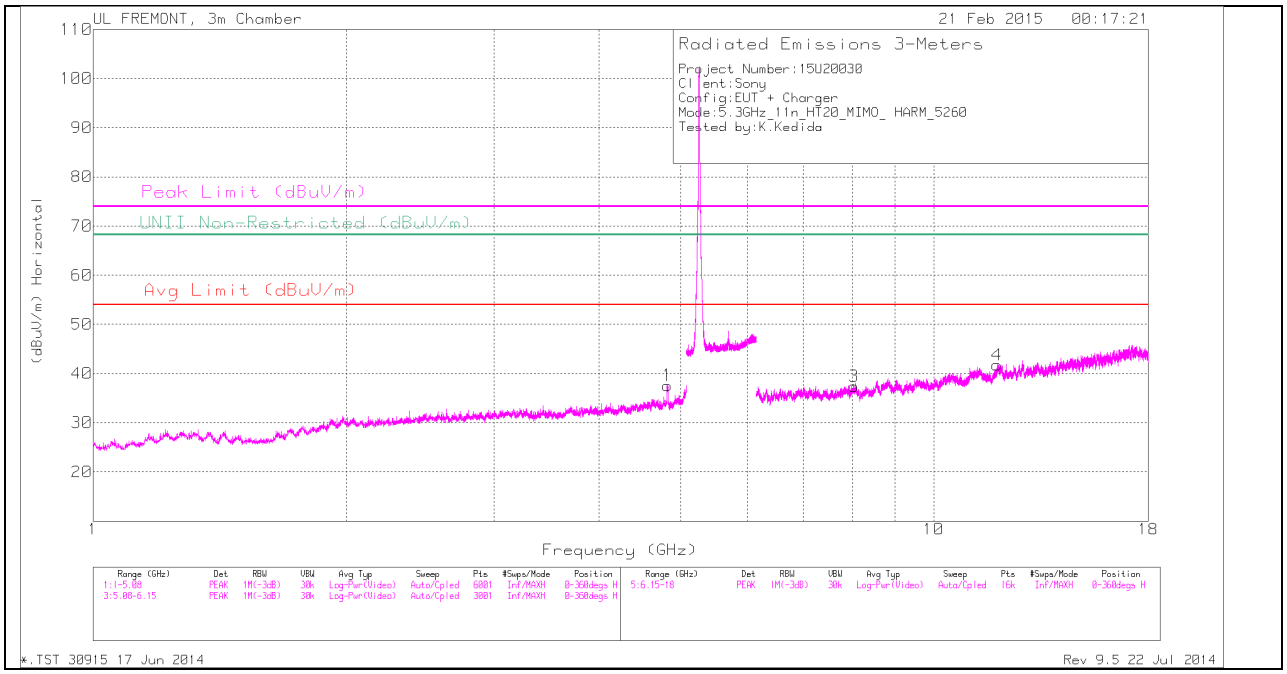

Note: Emission was scanned up to 40GHz; No emissions were detected above the noise floor which was at least 20dB below the specification limit.

UL VERIFICATION SERVICES INC. FORM NO: CCSUP4701J
47173 BENICIA STREET, FREMONT, CA 94538, USA TEL: (510) 771-1000 FAX: (510) 661-0888
This report shall not be reproduced except in full, without the written approval of UL Verification Services Inc.

LOW CHANNEL VERTICAL

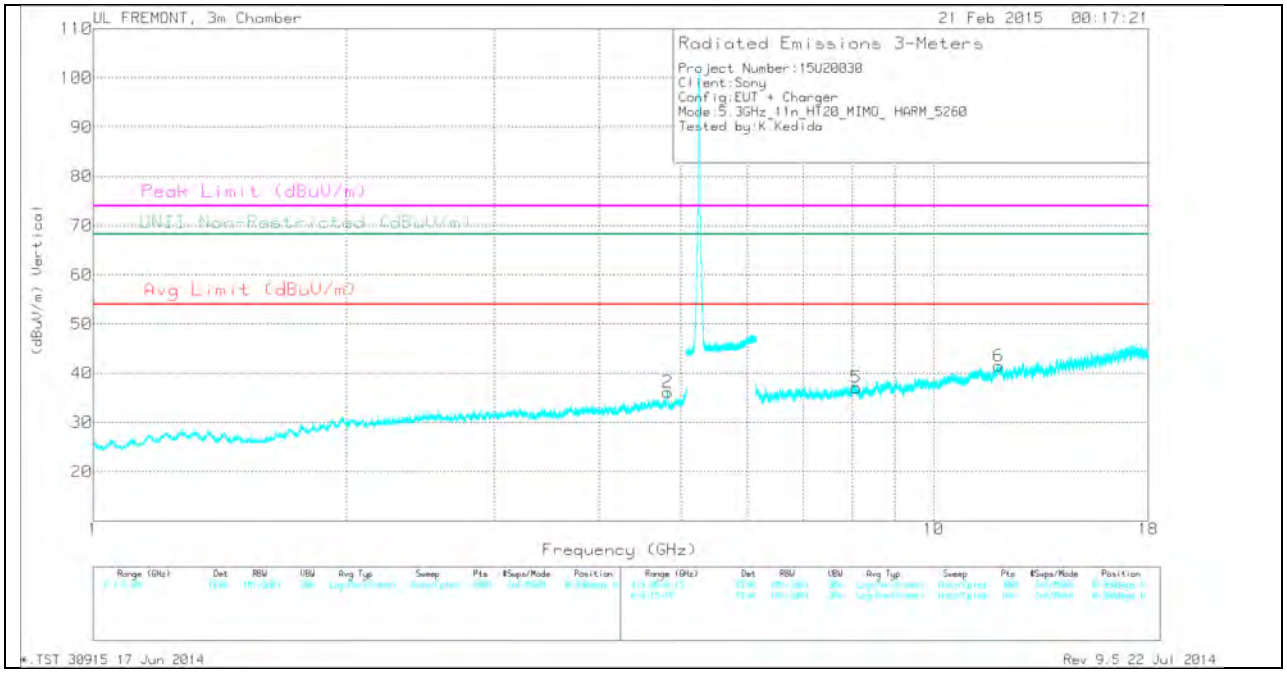

Note: Emission was scanned up to 40GHz; No emissions were detected above the noise floor which was at least 20dB below the specification limit.

This report shall not be reproduced except in full, without the written approval of UL Verification Services Inc.

LOW CHANNEL DATA

TRACE MARKERS

Marker	Frequency (GHz)	Meter Reading (dBuV)	Det	AF T119 (dB/m)	Amp/Cbl/Fltr /Pad (dB)	Corrected Reading (dBuV/m)	Avg Limit (dBuV/m)	Margin (dB)	Peak Limit (dBuV/m)	PK Margin (dB)	UNII Non-Restricted (dBuV/m)	PK Margin (dB)	Azimuth (Degs)	Height (cm)	Polarity
1	4.823	33.77	PK	34	-30.2	37.57	-	-	74	-36.43	-	-	0-360	100	H
2	4.827	32.36	PK	34	-30.2	36.16	-	-	74	-37.84	-	-	0-360	200	V
3	8.041	29.38	PK	35.7	-27.7	37.38	-	-	74	-36.62	-	-	0-360	100	H
5	8.09	28.79	PK	35.7	-27.4	37.09	-	-	74	-36.91	-	-	0-360	100	V
4	11.898	28.95	PK	39.1	-26.3	41.75	-	-	74	-32.25	-	-	0-360	200	H
6	11.949	28.77	PK	39.1	-26.4	41.47	-	-	74	-32.53	-	-	0-360	200	V

PK - Peak detector

Radiated Emissions

Frequency (GHz)	Meter Reading (dBuV)	Det	AF T119 (dB/m)	Amp/Cbl/Fltr/Pad (dB)	Corrected Reading (dBuV/m)	Avg Limit (dBuV/m)	Margin (dB)	Peak Limit (dBuV/m)	PK Margin (dB)	UNII Non-Restricted (dBuV/m)	PK Margin (dB)	Azimuth (Degs)	Height (cm)	Polarity
8.042	38.79	PK1	35.7	-27.7	46.79	-	-	74	-27.21	-	-	0	100	H
8.043	27.06	AD1	35.7	-27.7	35.06	54	-18.94	-	-	-	-	0	100	H

PK1 - KDB789033 Method: Peak

AD1 - KDB789033 Method: AD Primary Power Average

UL VERIFICATION SERVICES INC. FORM NO: CCSUP4701J
47173 BENICIA STREET, FREMONT, CA 94538, USA TEL: (510) 771-1000 FAX: (510) 661-0888
This report shall not be reproduced except in full, without the written approval of UL Verification Services Inc.

MID CHANNEL HORIZONTAL

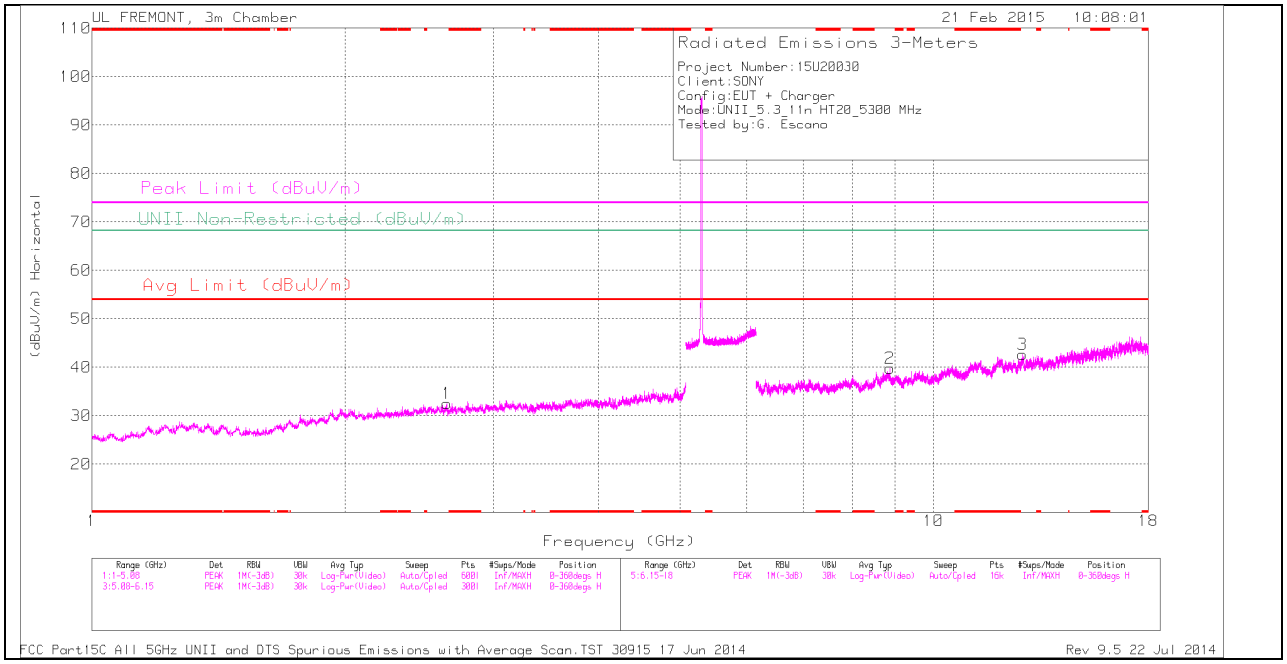

Note: Emission was scanned up to 40GHz; No emissions were detected above the noise floor which was at least 20dB below the specification limit.

This report shall not be reproduced except in full, without the written approval of UL Verification Services Inc.

MID CHANNEL VERTICAL

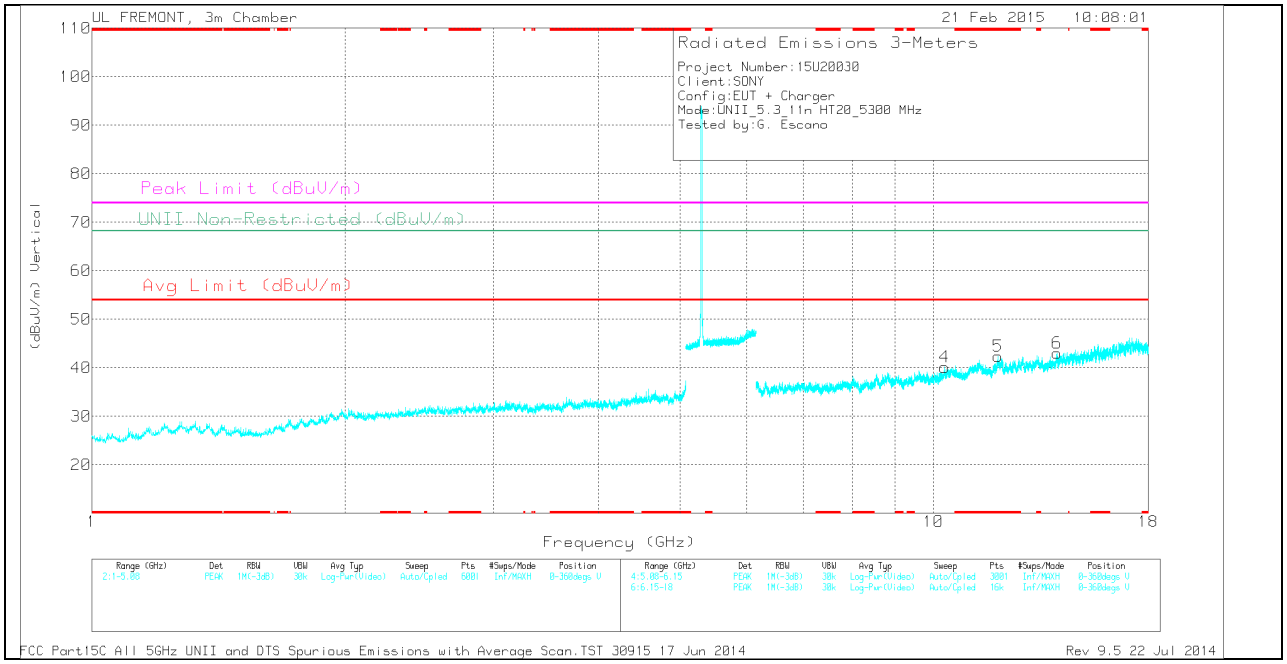

Note: Emission was scanned up to 40GHz; No emissions were detected above the noise floor which was at least 20dB below the specification limit.

UL VERIFICATION SERVICES INC. FORM NO: CCSUP4701J
47173 BENICIA STREET, FREMONT, CA 94538, USA TEL: (510) 771-1000 FAX: (510) 661-0888
This report shall not be reproduced except in full, without the written approval of UL Verification Services Inc.

MID CHANNEL DATA

TRACE MARKERS

Marker	Frequency (GHz)	Meter Reading (dBuV)	Det	AF T119 (dB/m)	Amp/Cbl/ Fltr/Pad (dB)	DC Corr (dB)	Corrected Reading (dBuV/m)	Avg Limit (dBuV/m)	Margin (dB)	Peak Limit (dBuV/m)	PK Margin (dB)	UNII Non-Restricted (dBuV/m)	PK Margin (dB)	Azimuth (Degs)	Height (cm)	Polarity
5	* 11.924	29.53	PK	39.1	-26.2	0	42.43	-	-	74	-31.57	-	-	0-360	100	V
1	2.641	32.47	PK	32.4	-32.4	0	32.47	-	-	-	-	68.2	-35.73	0-360	100	H
2	8.872	30.3	PK	35.9	-26.4	0	39.8	-	-	-	-	68.2	-28.4	0-360	200	H
4	10.301	27.92	PK	37.1	-24.9	0	40.12	-	-	-	-	68.2	-28.08	0-360	200	V
3	12.769	29.55	PK	39.1	-26	0	42.65	-	-	-	-	68.2	-25.55	0-360	200	H
6	14.022	31.6	PK	38.8	-27.4	0	43	-	-	-	-	68.2	-25.2	0-360	200	V

* - indicates frequency in CFR15.205/IC7.2.2 Restricted Band

PK - Peak detector

Radiated Emissions

Frequency (GHz)	Meter Reading (dBuV)	Det	AF T119 (dB/m)	Amp/Cbl/Flt r/Pad (dB)	DC Corr (dB)	Corrected Reading (dBuV/m)	Avg Limit (dBuV/m)	Margin (dB)	Peak Limit (dBuV/m)	PK Margin (dB)	UNII Non-Restricted (dBuV/m)	PK Margin (dB)	Azimuth (Degs)	Height (cm)	Polarity
* 11.924	38.41	PK1	39.1	-26.2	0	51.31	-	-	74	-22.69	-	-	108	371	V
* 11.923	26.14	AD1	39.1	-26.2	0	39.04	54	-14.96	-	-	-	-	108	371	V

* - indicates frequency in CFR15.205/IC7.2.2 Restricted Band

PK1 - KDB789033 Method: Peak

AD1 - KDB789033 Method: AD Primary Power Average

UL VERIFICATION SERVICES INC. FORM NO: CCSUP4701J
47173 BENICIA STREET, FREMONT, CA 94538, USA TEL: (510) 771-1000 FAX: (510) 661-0888
This report shall not be reproduced except in full, without the written approval of UL Verification Services Inc.

HIGH CHANNEL HORIZONTAL

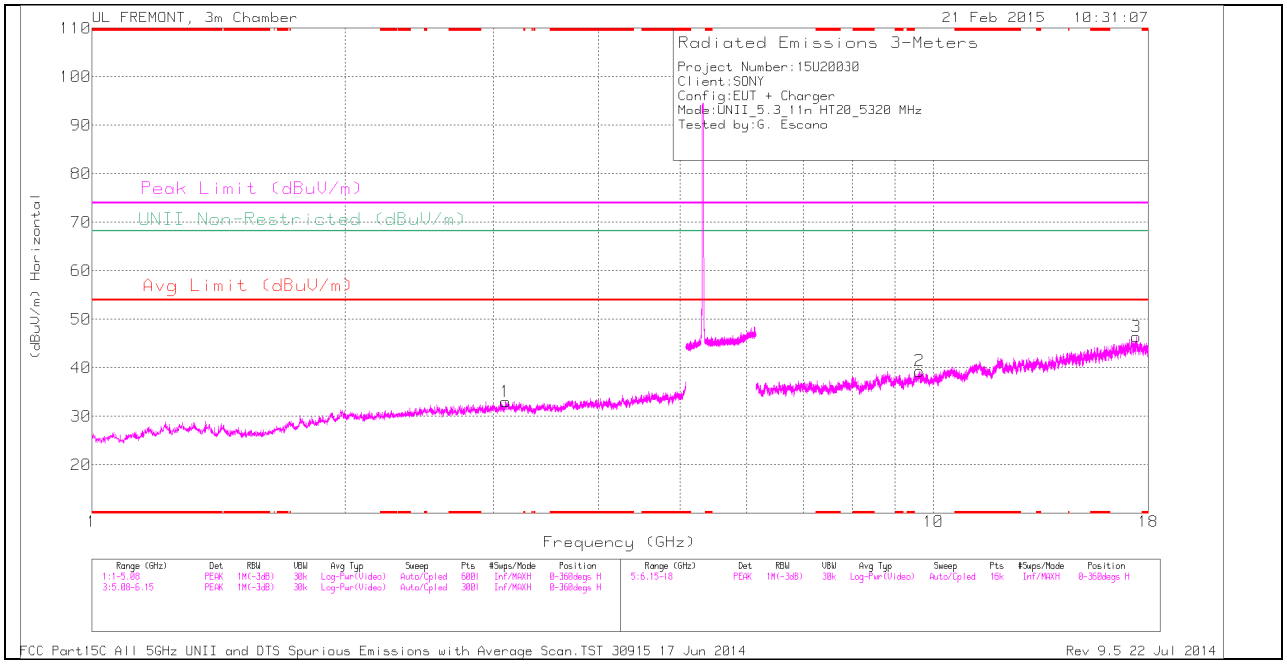

Note: Emission was scanned up to 40GHz; No emissions were detected above the noise floor which was at least 20dB below the specification limit.

UL VERIFICATION SERVICES INC. FORM NO: CCSUP4701J
47173 BENICIA STREET, FREMONT, CA 94538, USA TEL: (510) 771-1000 FAX: (510) 661-0888
This report shall not be reproduced except in full, without the written approval of UL Verification Services Inc.

HIGH CHANNEL VERTICAL

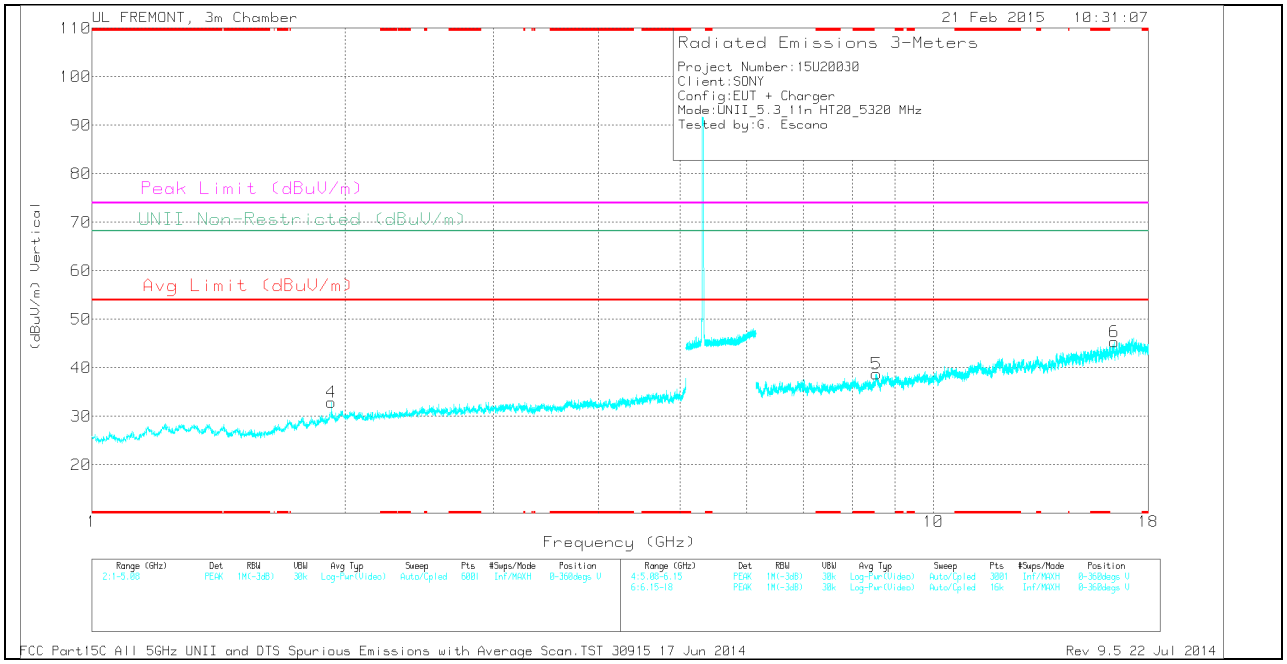

Note: Emission was scanned up to 40GHz; No emissions were detected above the noise floor which was at least 20dB below the specification limit.

UL VERIFICATION SERVICES INC. FORM NO: CCSUP4701J
47173 BENICIA STREET, FREMONT, CA 94538, USA TEL: (510) 771-1000 FAX: (510) 661-0888
This report shall not be reproduced except in full, without the written approval of UL Verification Services Inc.

HIGH CHANNEL DATA

TRACE MARKERS

Marker	Frequency (GHz)	Meter Reading (dBuV)	Det	AF T119 (dB/m)	Amp/Cbl/ Fltr/Pad (dB)	DC Corr (dB)	Corrected Reading (dBuV/m)	Avg Limit (dBuV/m)	Margin (dB)	Peak Limit (dBuV/m)	PK Margin (dB)	UNII Non-Restricted (dBuV/m)	PK Margin (dB)	Azimuth (Degs)	Height (cm)	Polarity
4	1.925	34.25	PK	31.2	-32.5	0	32.95	-	-	-	-	68.2	-35.25	0-360	100	V
1	3.102	32.37	PK	32.8	-32.1	0	33.07	-	-	-	-	68.2	-35.13	0-360	100	H
5	8.555	29.06	PK	35.8	-26.1	0	38.76	-	-	-	-	68.2	-29.44	0-360	100	V
2	9.616	27.84	PK	36.7	-25.2	0	39.34	-	-	-	-	68.2	-28.86	0-360	100	H
6	16.4	29.13	PK	40.7	-24.4	0	45.43	-	-	-	-	68.2	-22.77	0-360	100	V
3	17.42	27.12	PK	41.4	-22.1	0	46.42	-	-	-	-	68.2	-21.78	0-360	100	H

PK - Peak detector

UL VERIFICATION SERVICES INC. FORM NO: CCSUP4701J
47173 BENICIA STREET, FREMONT, CA 94538, USA TEL: (510) 771-1000 FAX: (510) 661-0888
This report shall not be reproduced except in full, without the written approval of UL Verification Services Inc.

11.1.3. TX ABOVE 1 GHz 802.11n HT40 MODE IN THE 5.3 GHz BAND AUTHORIZED BANDEDGE (HIGH CHANNEL)

HORIZONTAL PEAK AND AVERAGE PLOT

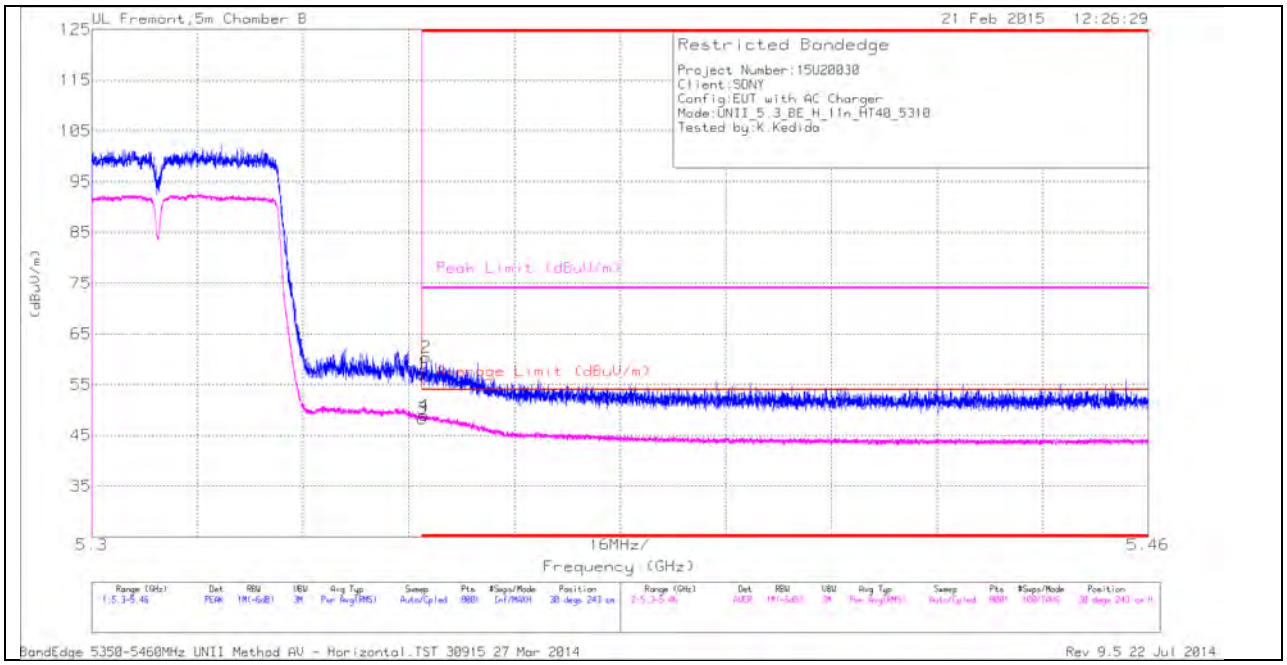

HORIZONTAL DATA

Marker	Frequency (GHz)	Meter Reading (dBuV)	Det	AF T345 (dB/m)	Amp/Cbl/Flt r/Pad (dB)	DC Corr (dB)	Corrected Reading (dBuV/m)	Average Limit (dBuV/m)	Margin (dB)	Peak Limit (dBuV/m)	PK Margin (dB)	Azimuth (Degs)	Height (cm)	Polarity
1	* 5.35	42.75	PK	34.5	-20.1	0	57.15	-	-	74	-16.85	30	243	H
2	* 5.351	45.99	PK	34.5	-20.1	0	60.39	-	-	74	-13.61	30	243	H
3	* 5.35	33.73	RMS	34.5	-20.1	.12	48.25	54	-5.75	-	-	30	243	H
4	* 5.35	34.31	RMS	34.5	-20.1	.12	48.83	54	-5.17	-	-	30	243	H

* - indicates frequency in CFR15.205/IC7.2.2 Restricted Band

PK - Peak detector

RMS - RMS detection

This report shall not be reproduced except in full, without the written approval of UL Verification Services Inc.

VERTICAL PEAK AND AVERAGE PLOT

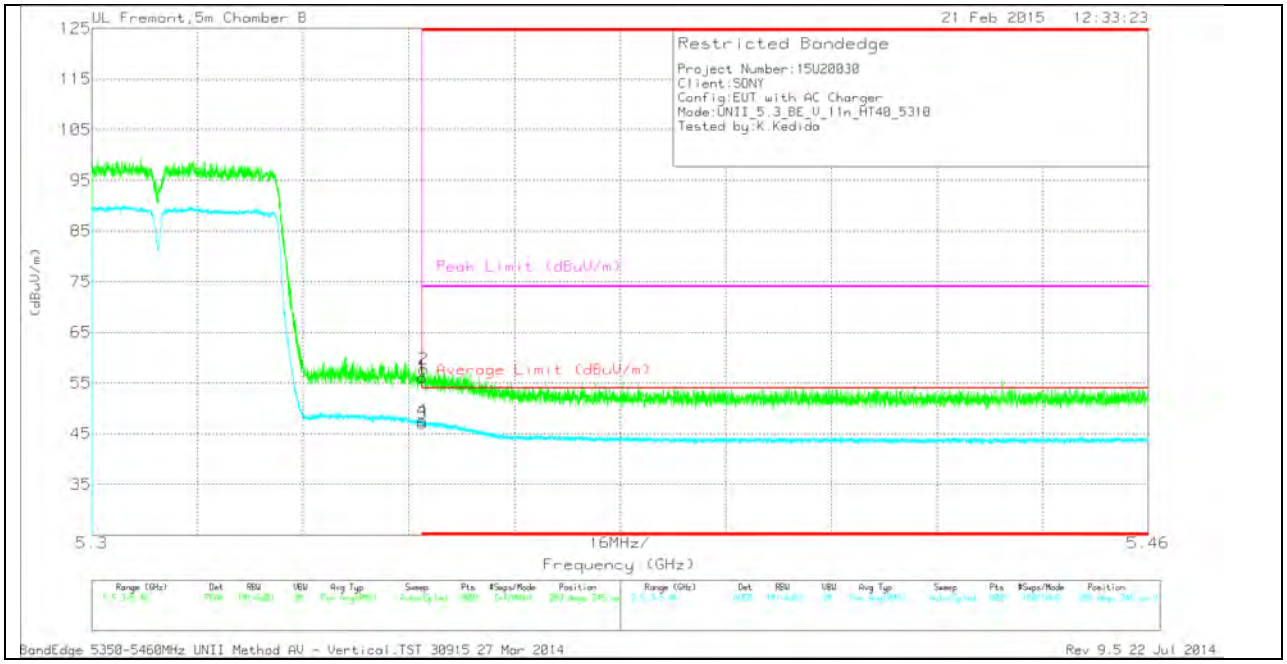

VERTICAL DATA

Marker	Frequency (GHz)	Meter Reading (dBuV)	Det	AF T345 (dB/m)	Amp/Cbl/Flt r/Pad (dB)	DC Corr (dB)	Corrected Reading (dBuV/m)	Average Limit (dBuV/m)	Margin (dB)	Peak Limit (dBuV/m)	PK Margin (dB)	Azimuth (Degs)	Height (cm)	Polarity
1	* 5.35	41.76	PK	34.5	-20.1	0	56.16	-	-	74	-17.84	289	245	V
2	* 5.35	43.31	PK	34.5	-20.1	0	57.71	-	-	74	-16.29	289	245	V
3	* 5.35	32.44	RMS	34.5	-20.1	.12	46.96	54	-7.04	-	-	289	245	V
4	* 5.35	32.97	RMS	34.5	-20.1	.12	47.49	54	-6.51	-	-	289	245	V

* - indicates frequency in CFR15.205/IC7.2.2 Restricted Band

PK - Peak detector

RMS - RMS detection

This report shall not be reproduced except in full, without the written approval of UL Verification Services Inc.

HARMONICS AND SPURIOUS EMISSIONS

LOW CHANNEL HORIZONTAL

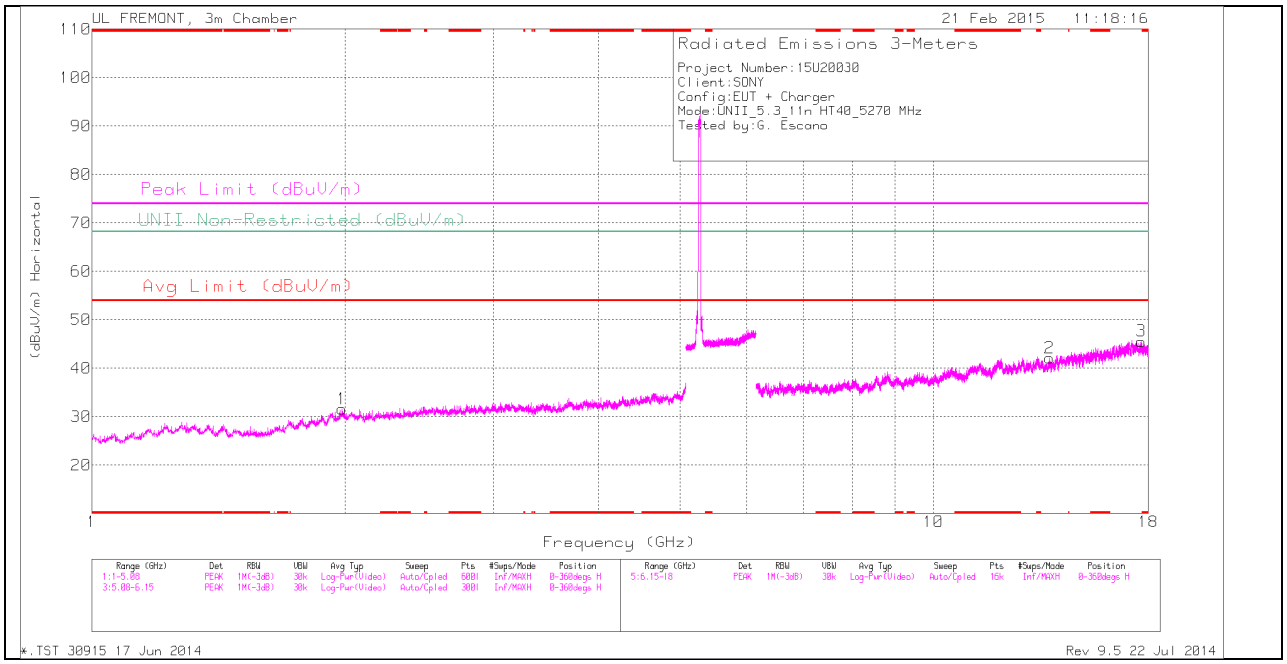

Note: Emission was scanned up to 40GHz; No emissions were detected above the noise floor which was at least 20dB below the specification limit.

UL VERIFICATION SERVICES INC. FORM NO: CCSUP4701J
47173 BENICIA STREET, FREMONT, CA 94538, USA TEL: (510) 771-1000 FAX: (510) 661-0888
This report shall not be reproduced except in full, without the written approval of UL Verification Services Inc.

LOW CHANNEL VERTICAL

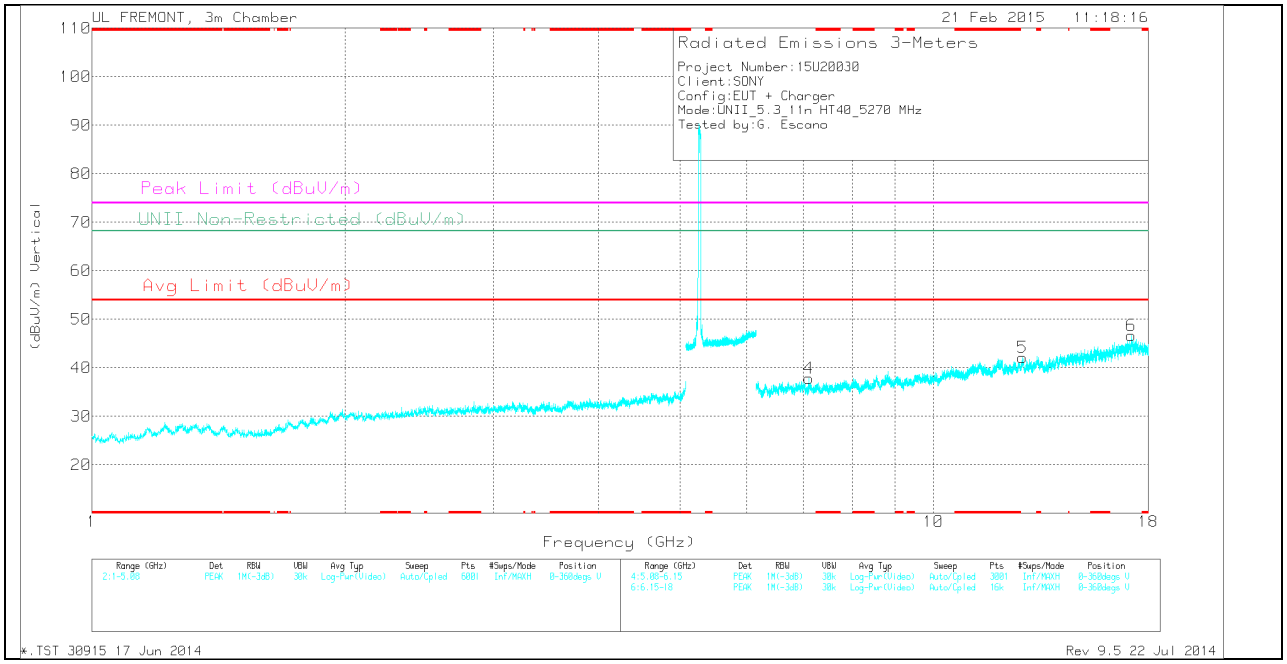

Note: Emission was scanned up to 40GHz; No emissions were detected above the noise floor which was at least 20dB below the specification limit.

UL VERIFICATION SERVICES INC. FORM NO: CCSUP4701J
47173 BENICIA STREET, FREMONT, CA 94538, USA TEL: (510) 771-1000 FAX: (510) 661-0888
This report shall not be reproduced except in full, without the written approval of UL Verification Services Inc.

LOW CHANNEL DATA

TRACE MARKERS

Marker	Frequency (GHz)	Meter Reading (dBuV)	Det	AF T119 (dB/m)	Amp/Cbl/ Fltr/Pad (dB)	DC Corr (dB)	Corrected Reading (dBuV/m)	Avg Limit (dBuV/m)	Margin (dB)	Peak Limit (dBuV/m)	PK Margin (dB)	UNII Non-Restricted (dBuV/m)	PK Margin (dB)	Azimuth (Degs)	Height (cm)	Polarity
1	1.982	32.3	PK	31.4	-32.1	0	31.6	-	-	-	-	68.2	-36.6	0-360	100	H
4	7.111	31.31	PK	35.6	-29.1	0	37.81	-	-	-	-	68.2	-30.39	0-360	200	V
5	12.749	29.16	PK	39.1	-26.1	0	42.16	-	-	-	-	68.2	-26.04	0-360	100	V
2	13.729	30.6	PK	38.6	-27.1	0	42.1	-	-	-	-	68.2	-26.1	0-360	100	H
6	17.193	28.56	PK	41.3	-23.2	0	46.66	-	-	-	-	68.2	-21.54	0-360	100	V
3	17.665	27.57	PK	41.4	-23.4	0	45.57	-	-	-	-	68.2	-22.63	0-360	200	H

PK - Peak detector

UL VERIFICATION SERVICES INC. FORM NO: CCSUP4701J
47173 BENICIA STREET, FREMONT, CA 94538, USA TEL: (510) 771-1000 FAX: (510) 661-0888
This report shall not be reproduced except in full, without the written approval of UL Verification Services Inc.

HIGH CHANNEL HORIZONTAL

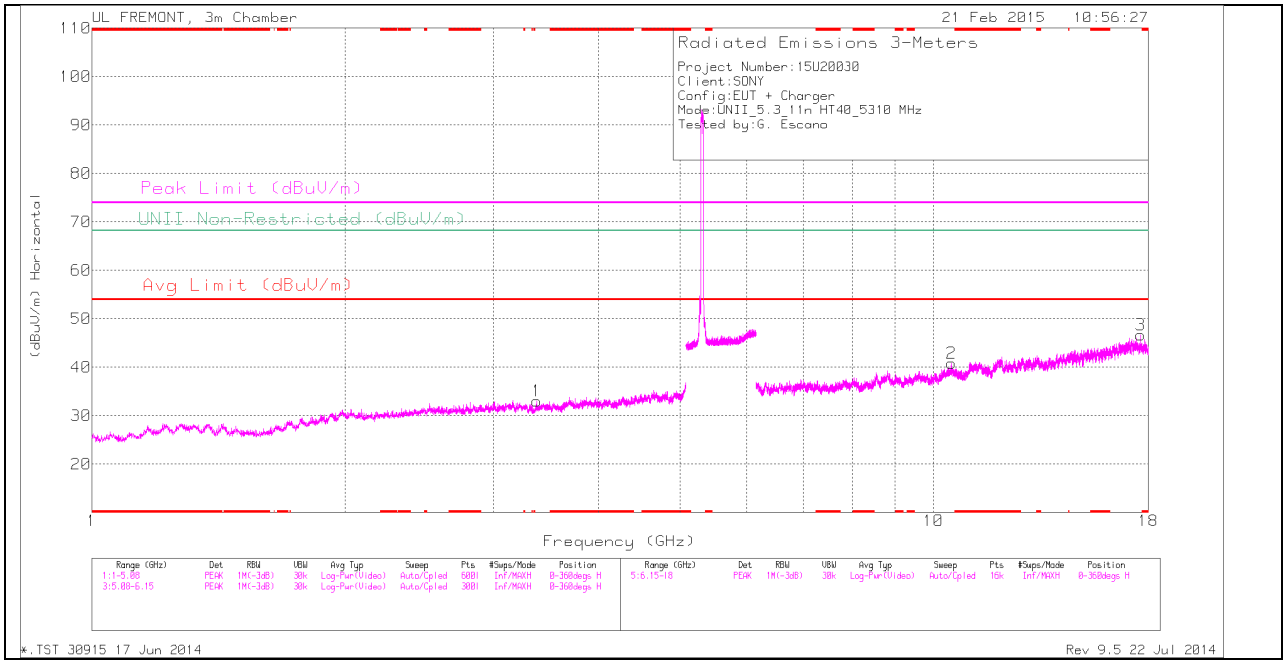

Note: Emission was scanned up to 40GHz; No emissions were detected above the noise floor which was at least 20dB below the specification limit.

This report shall not be reproduced except in full, without the written approval of UL Verification Services Inc.

HIGH CHANNEL VERTICAL

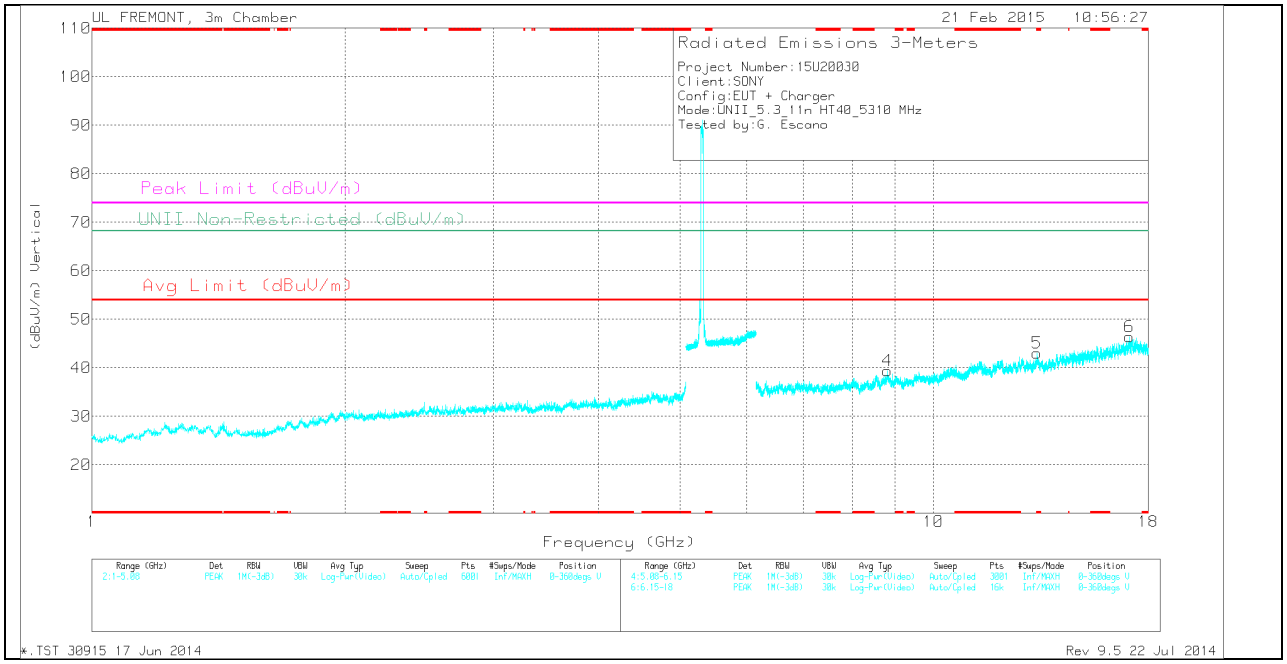

Note: Emission was scanned up to 40GHz; No emissions were detected above the noise floor which was at least 20dB below the specification limit.

UL VERIFICATION SERVICES INC. FORM NO: CCSUP4701J
47173 BENICIA STREET, FREMONT, CA 94538, USA TEL: (510) 771-1000 FAX: (510) 661-0888
This report shall not be reproduced except in full, without the written approval of UL Verification Services Inc.

HIGH CHANNEL DATA

TRACE MARKERS

Marker	Frequency (GHz)	Meter Reading (dBuV)	Det	AF T119 (dB/m)	Amp/Cbl/ Fltr/Pad (dB)	DC Corr (dB)	Corrected Reading (dBuV/m)	Avg Limit (dBuV/m)	Margin (dB)	Peak Limit (dBuV/m)	PK Margin (dB)	UNII Non-Restricted (dBuV/m)	PK Margin (dB)	Azimuth (Degs)	Height (cm)	Polarity
5	* 13.277	30.13	PK	39	-26.1	0	43.03	-	-	74	-30.97	-	-	0-360	100	V
1	3.379	32.24	PK	32.6	-31.8	0	33.04	-	-	-	-	68.2	-35.16	0-360	100	H
4	8.821	29.17	PK	35.9	-25.7	0	39.37	-	-	-	-	68.2	-28.83	0-360	100	V
2	10.497	28.98	PK	37.5	-25.6	0	40.88	-	-	-	-	68.2	-27.32	0-360	100	H
6	17.085	28.55	PK	41.5	-23.6	0	46.45	-	-	-	-	68.2	-21.75	0-360	100	V
3	17.615	28.96	PK	41.4	-23.7	0	46.66	-	-	-	-	68.2	-21.54	0-360	100	H

* - indicates frequency in CFR15.205/IC7.2.2 Restricted Band

PK - Peak detector

Radiated Emissions

Frequency (GHz)	Meter Reading (dBuV)	Det	AF T119 (dB/m)	Amp/Cbl/Fl tr/Pad (dB)	DC Corr (dB)	Corrected Reading (dBuV/m)	Avg Limit (dBuV/m)	Margin (dB)	Peak Limit (dBuV/m)	PK Margin (dB)	UNII Non-Restricted (dBuV/m)	PK Margin (dB)	Azimuth (Degs)	Height (cm)	Polarity
* 13.277	39	PK1	39	-26.1	0	51.9	-	-	74	-22.1	-	-	89	239	V
* 13.278	26.86	AD1	39	-26.1	.12	39.88	54	-14.12	-	-	-	-	89	239	V

* - indicates frequency in CFR15.205/IC7.2.2 Restricted Band

PK1 - KDB789033 Method: Peak

AD1 - KDB789033 Method: AD Primary Power Average

UL VERIFICATION SERVICES INC. FORM NO: CCSUP4701J
47173 BENICIA STREET, FREMONT, CA 94538, USA TEL: (510) 771-1000 FAX: (510) 661-0888
This report shall not be reproduced except in full, without the written approval of UL Verification Services Inc.

11.1.4. TX ABOVE 1 GHz 802.11ac HT80 MODE IN THE 5.3 GHz BAND AUTHORIZED BANDEDGE (HIGH CHANNEL)

HORIZONTAL PEAK AND AVERAGE PLOT

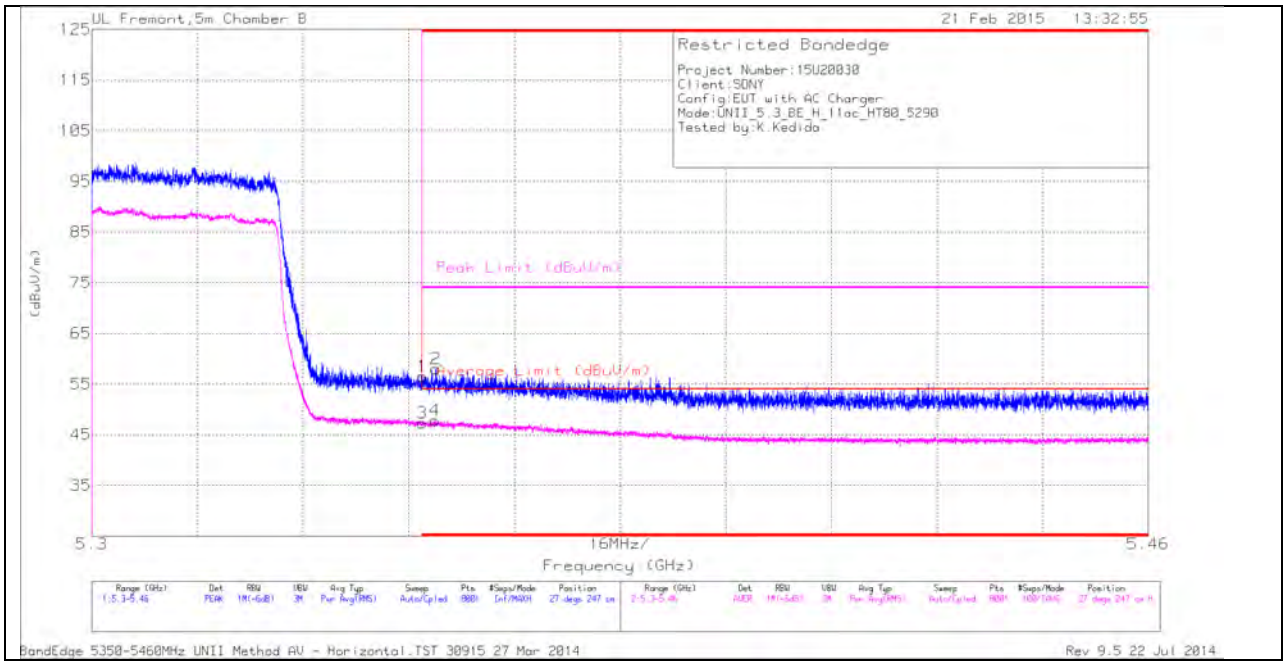

HORIZONTAL DATA

Marker	Frequency (GHz)	Meter Reading (dBuV)	Det	AF T345 (dB/m)	Amp/Cbl/Flt r/Pad (dB)	DC Corr (dB)	Corrected Reading (dBuV/m)	Average Limit (dBuV/m)	Margin (dB)	Peak Limit (dBuV/m)	PK Margin (dB)	Azimuth (Degs)	Height (cm)	Polarity
1	* 5.35	42.13	PK	34.5	-20.1	0	56.53	-	-	74	-17.47	27	247	H
2	* 5.352	43.51	PK	34.5	-20	0	58.01	-	-	74	-15.99	27	247	H
3	* 5.35	32.65	RMS	34.5	-20.1	.24	47.29	54	-6.71	-	-	27	247	H
4	* 5.352	33.09	RMS	34.5	-20.1	.24	47.73	54	-6.27	-	-	27	247	H

* - indicates frequency in CFR15.205/IC7.2.2 Restricted Band

PK - Peak detector

RMS - RMS detection

This report shall not be reproduced except in full, without the written approval of UL Verification Services Inc.

VERTICAL PEAK AND AVERAGE PLOT

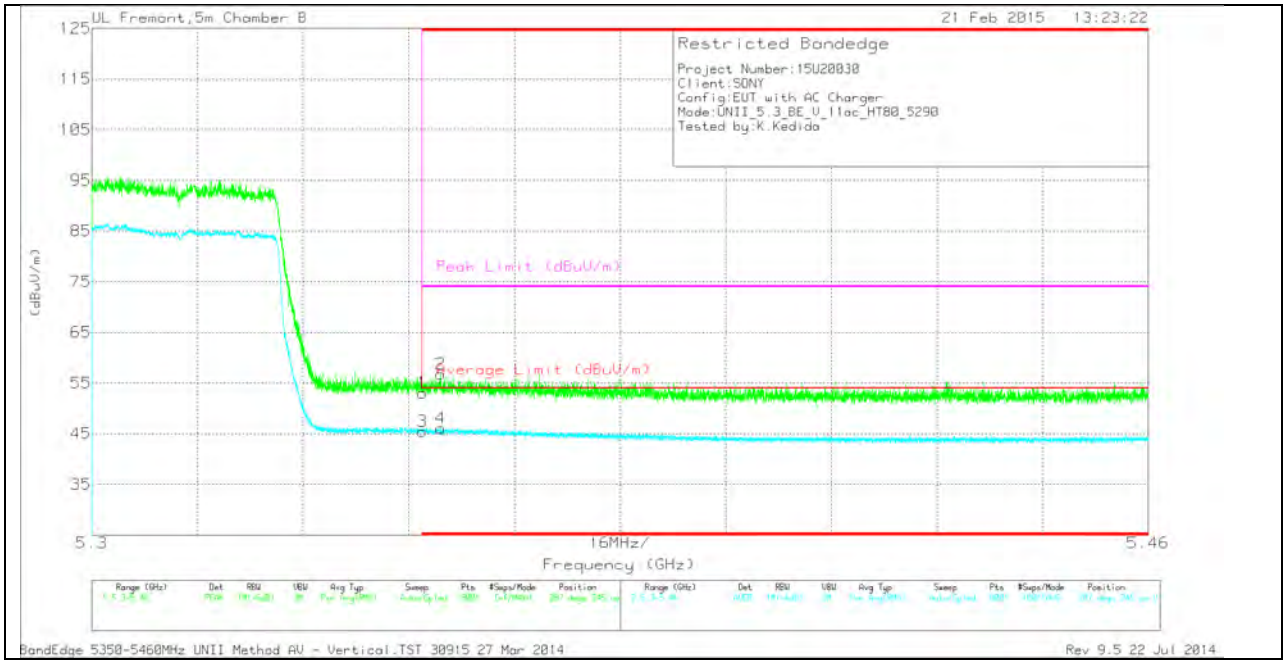

VERTICAL DATA

Marker	Frequency (GHz)	Meter Reading (dBuV)	Det	AF T345 (dB/m)	Amp/Cbl/Flt r/Pad (dB)	DC Corr (dB)	Corrected Reading (dBuV/m)	Average Limit (dBuV/m)	Margin (dB)	Peak Limit (dBuV/m)	PK Margin (dB)	Azimuth (Degs)	Height (cm)	Polarity
1	* 5.35	38.61	PK	34.5	-20.1	0	53.01	-	-	74	-20.99	287	245	V
2	* 5.353	42.21	PK	34.5	-20	0	56.71	-	-	74	-17.29	287	245	V
3	* 5.35	30.82	RMS	34.5	-20.1	.24	45.46	54	-8.54	-	-	287	245	V
4	* 5.353	31.3	RMS	34.5	-20	.24	46.04	54	-7.96	-	-	287	245	V

* - indicates frequency in CFR15.205/IC7.2.2 Restricted Band

PK - Peak detector

RMS - RMS detection

This report shall not be reproduced except in full, without the written approval of UL Verification Services Inc.

HARMONICS AND SPURIOUS EMISSIONS

LOW CHANNEL HORIZONTAL

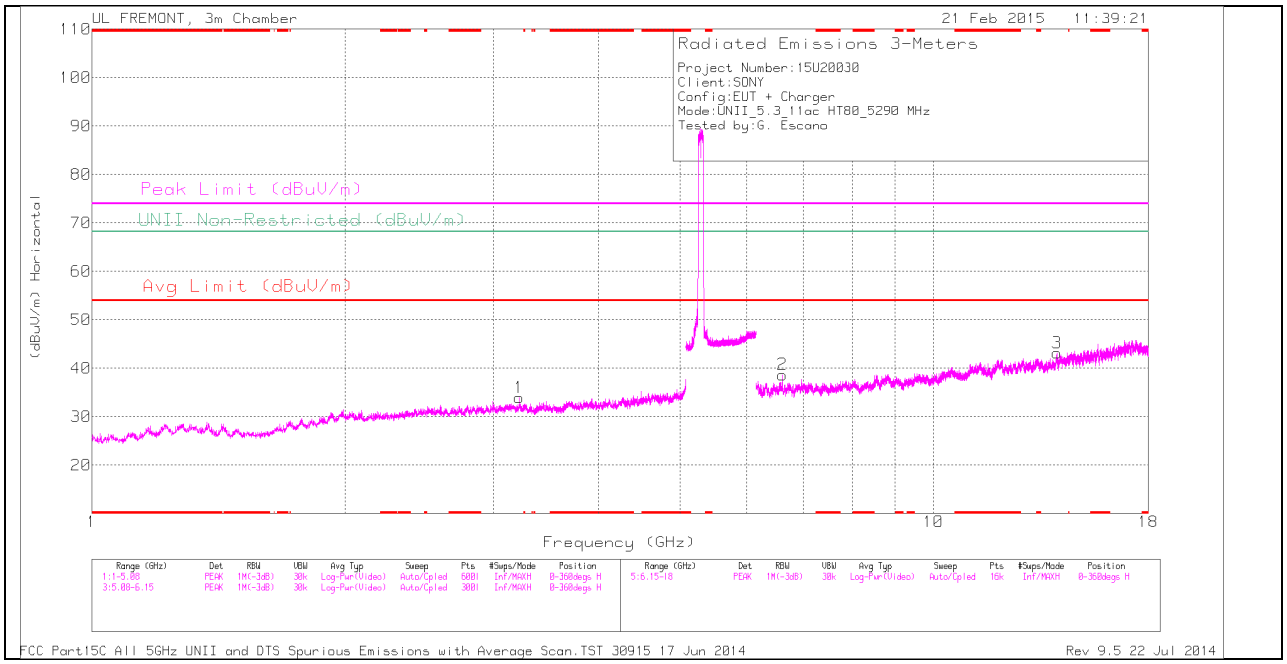

Note: Emission was scanned up to 40GHz; No emissions were detected above the noise floor which was at least 20dB below the specification limit.

UL VERIFICATION SERVICES INC. FORM NO: CCSUP4701J
47173 BENICIA STREET, FREMONT, CA 94538, USA TEL: (510) 771-1000 FAX: (510) 661-0888
This report shall not be reproduced except in full, without the written approval of UL Verification Services Inc.

LOW CHANNEL VERTICAL

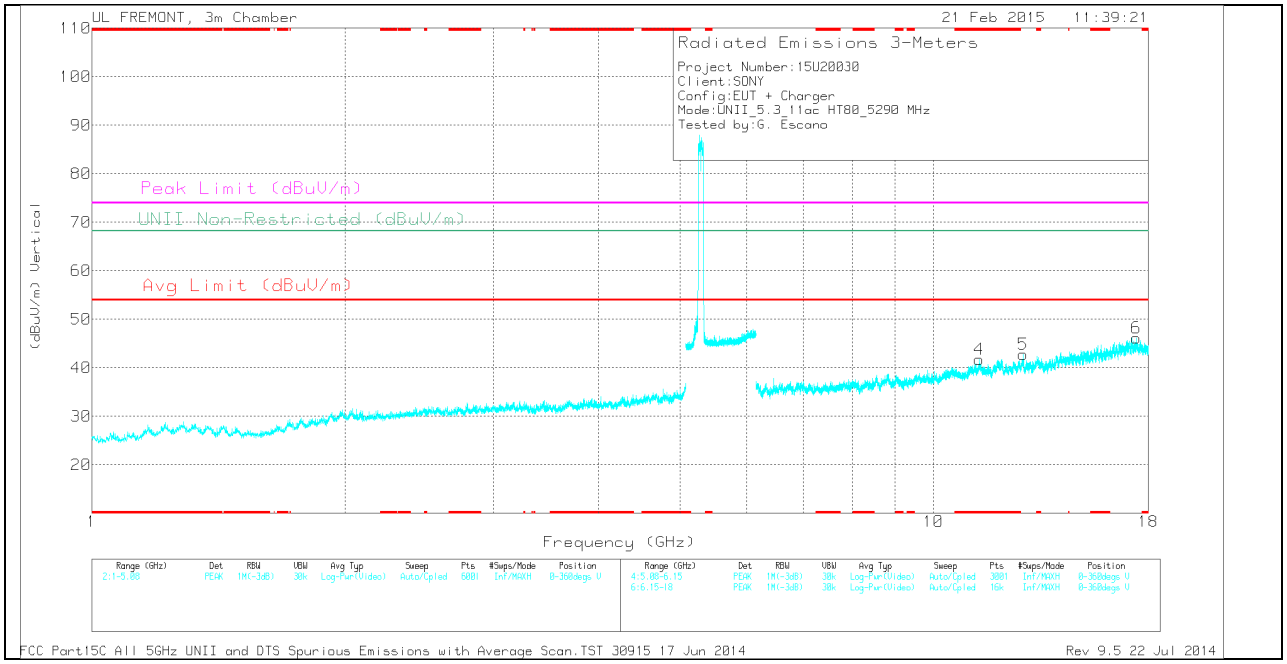

Note: Emission was scanned up to 40GHz; No emissions were detected above the noise floor which was at least 20dB below the specification limit.

UL VERIFICATION SERVICES INC. FORM NO: CCSUP4701J
47173 BENICIA STREET, FREMONT, CA 94538, USA TEL: (510) 771-1000 FAX: (510) 661-0888
This report shall not be reproduced except in full, without the written approval of UL Verification Services Inc.

LOW CHANNEL DATA

TRACE MARKERS

Marker	Frequency (GHz)	Meter Reading (dBuV)	Det	AF T119 (dB/m)	Amp/Cbl/ Fltr/Pad (dB)	DC Corr (dB)	Corrected Reading (dBuV/m)	Avg Limit (dBuV/m)	Margin (dB)	Peak Limit (dBuV/m)	PK Margin (dB)	UNII Non-Restricted (dBuV/m)	PK Margin (dB)	Azimuth (Degs)	Height (cm)	Polarity
4	* 11.331	29.12	PK	38.1	-25.5	0	41.72	-	-	74	-32.28	-	-	0-360	100	V
1	3.218	32.63	PK	32.6	-31.3	0	33.93	-	-	-	-	68.2	-34.27	0-360	200	H
2	6.612	32.59	PK	35.6	-29.5	0	38.69	-	-	-	-	68.2	-29.51	0-360	100	H
5	12.774	29.65	PK	39.1	-26	0	42.75	-	-	-	-	68.2	-25.45	0-360	200	V
3	14.015	31.98	PK	38.8	-27.6	0	43.18	-	-	-	-	68.2	-25.02	0-360	100	H
6	17.411	27.17	PK	41.4	-22.4	0	46.17	-	-	-	-	68.2	-22.03	0-360	100	V

* - indicates frequency in CFR15.205/IC7.2.2 Restricted Band

PK - Peak detector

Radiated Emissions

Frequency (GHz)	Meter Reading (dBuV)	Det	AF T119 (dB/m)	Amp/Cbl/Fl tr/Pad (dB)	DC Corr (dB)	Corrected Reading (dBuV/m)	Avg Limit (dBuV/m)	Margin (dB)	Peak Limit (dBuV/m)	PK Margin (dB)	UNII Non-Restricted (dBuV/m)	PK Margin (dB)	Azimuth (Degs)	Height (cm)	Polarity
* 11.331	36.8	PK1	38.1	-25.5	0	49.4	-	-	74	-24.6	-	-	102	157	V
* 11.333	25.01	AD1	38.1	-25.5	.24	37.85	54	-16.15	-	-	-	-	102	157	V

* - indicates frequency in CFR15.205/IC7.2.2 Restricted Band

PK1 - KDB789033 Method: Peak

AD1 - KDB789033 Method: AD Primary Power Average

UL VERIFICATION SERVICES INC. FORM NO: CCSUP4701J
47173 BENICIA STREET, FREMONT, CA 94538, USA TEL: (510) 771-1000 FAX: (510) 661-0888
This report shall not be reproduced except in full, without the written approval of UL Verification Services Inc.

11.2. 5.5-5.6 GHz

11.2.1. TX ABOVE 1 GHz 802.11a MODE IN THE 5.5 GHz BAND

RESTRICTED BANDEDGE (LOW CHANNEL)

HORIZONTAL PEAK AND AVERAGE PLOT

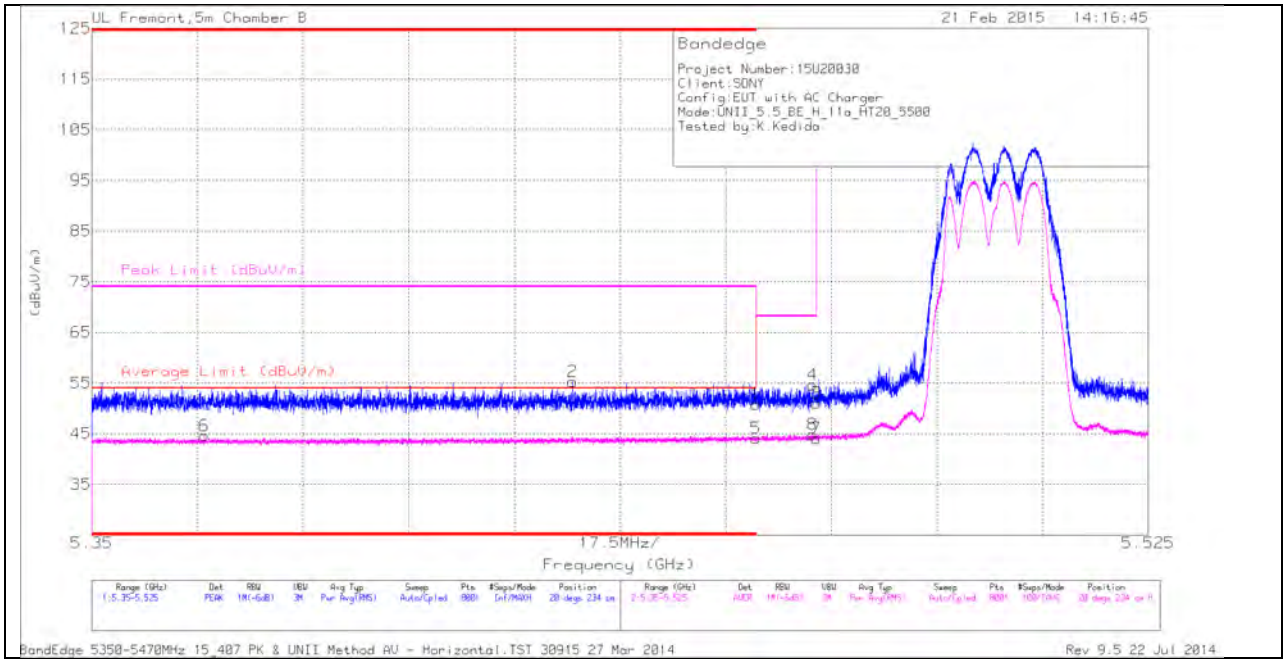

HORIZONTAL DATA

Marker	Frequency (GHz)	Meter Reading (dBuV)	Det	AF T345 (dB/m)	Amp/Cbl/Flt r/Pad (dB)	DC Corr (dB)	Corrected Reading (dBuV/m)	Average Limit (dBuV/m)	Margin (dB)	Peak Limit (dBuV/m)	PK Margin (dB)	Azimuth (Degs)	Height (cm)	Polarity
1	* 5.46	36.52	PK	34.5	-20.2	0	50.82	-	-	74	-23.18	20	234	H
2	* 5.43	40.84	PK	34.5	-20.1	0	55.24	-	-	74	-18.76	20	234	H
5	* 5.46	29.71	RMS	34.5	-20.2	0	44.01	54	-9.99	-	-	20	234	H
6	* 5.369	30.13	RMS	34.5	-20.1	0	44.53	54	-9.47	-	-	20	234	H
4	5.469	40.29	PK	34.5	-20.2	0	54.59	-	-	68.2	-13.61	20	234	H
8	5.469	30.51	RMS	34.5	-20.2	0	44.81	-	-	-	-	20	234	H
3	5.47	36.68	PK	34.5	-20.2	0	50.98	-	-	68.2	-17.22	20	234	H
7	5.47	29.69	RMS	34.5	-20.2	0	43.99	-	-	-	-	20	234	H

* - indicates frequency in CFR15.205/IC7.2.2 Restricted Band

PK - Peak detector

RMS - RMS detection

This report shall not be reproduced except in full, without the written approval of UL Verification Services Inc.

VERTICAL PEAK AND AVERAGE PLOT

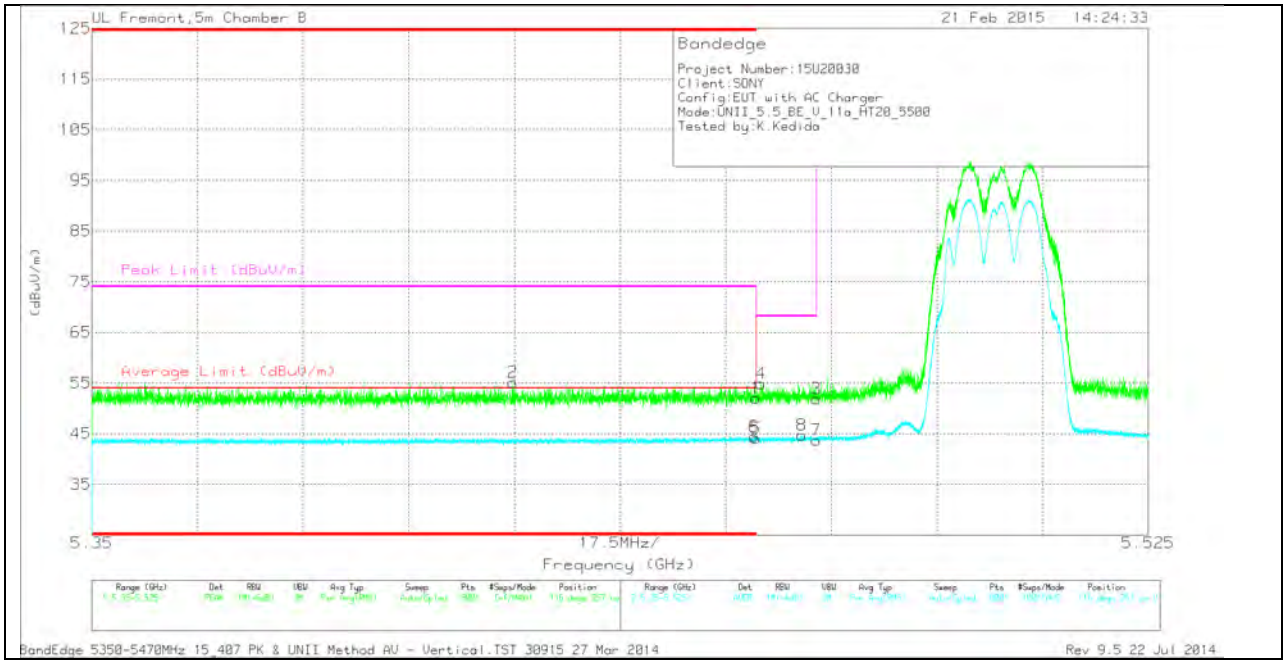

VERTICAL DATA

Marker	Frequency (GHz)	Meter Reading (dBuV)	Det	AF T345 (dB/m)	Amp/Cbl/Flt r/Pad (dB)	DC Corr (dB)	Corrected Reading (dBuV/m)	Average Limit (dBuV/m)	Margin (dB)	Peak Limit (dBuV/m)	PK Margin (dB)	Azimuth (Degs)	Height (cm)	Polarity
1	* 5.46	37.69	PK	34.5	-20.2	0	51.99	-	-	74	-22.01	116	257	V
2	* 5.42	40.79	PK	34.5	-20.1	0	55.19	-	-	74	-18.81	116	257	V
5	* 5.46	29.74	RMS	34.5	-20.2	0	44.04	54	-9.96	-	-	116	257	V
6	* 5.46	30.14	RMS	34.5	-20.2	0	44.44	54	-9.56	-	-	116	257	V
4	5.461	40.54	PK	34.5	-20.2	0	54.84	-	-	68.2	-13.36	116	257	V
8	5.468	30.33	RMS	34.5	-20.2	0	44.63	-	-	-	-	116	257	V
3	5.47	37.62	PK	34.5	-20.2	0	51.92	-	-	68.2	-16.28	116	257	V
7	5.47	29.38	RMS	34.5	-20.2	0	43.68	-	-	-	-	116	257	V

* - indicates frequency in CFR15.205/IC7.2.2 Restricted Band

PK - Peak detector

RMS - RMS detection

This report shall not be reproduced except in full, without the written approval of UL Verification Services Inc.

AUTHORIZED BANDEDGE (HIGH CHANNEL)

HORIZONTAL PEAK AND AVERAGE PLOT

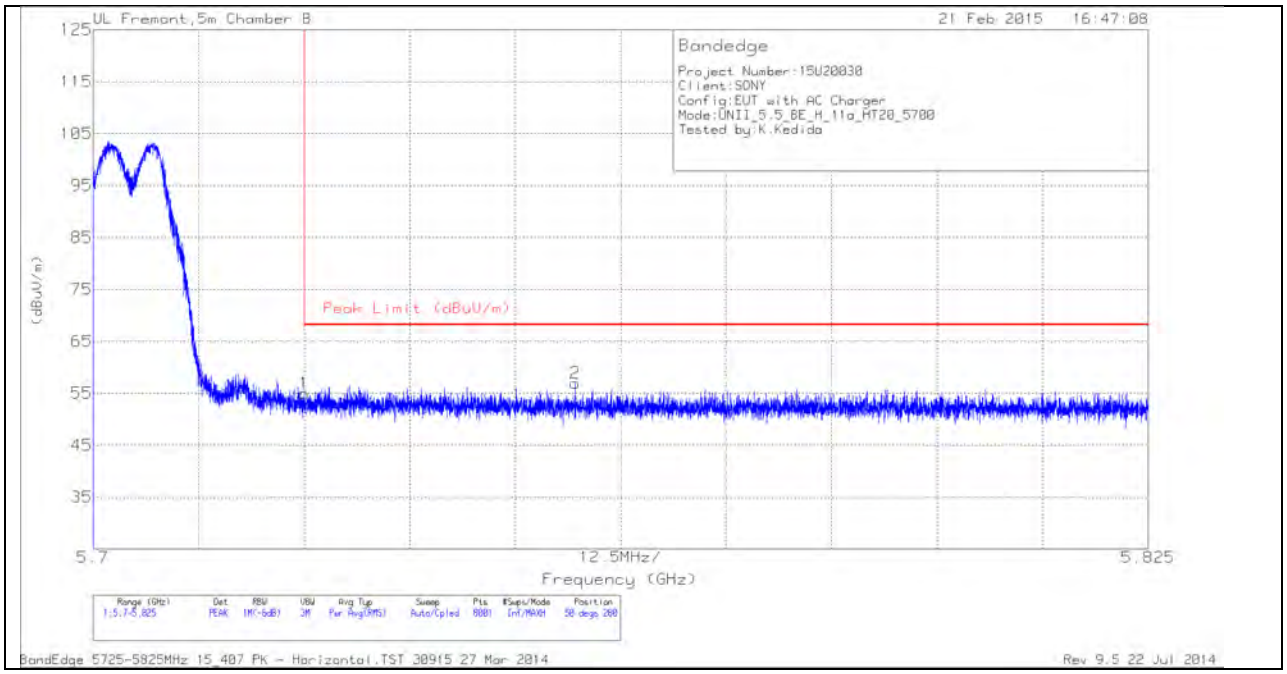

HORIZONTAL DATA

Marker	Frequency (GHz)	Meter Reading (dBuV)	Det	AF T345 (dB/m)	Amp/Cbl/Flt r/Pad (dB)	Corrected Reading (dBuV/m)	Peak Limit (dBuV/m)	PK Margin (dB)	Azimuth (Degs)	Height (cm)	Polarity
1	5.725	40.28	PK	34.6	-19.9	54.98	68.2	-13.22	50	280	H
2	5.757	42.15	PK	34.6	-19.8	56.95	68.2	-11.25	50	280	H

PK - Peak detector

UL VERIFICATION SERVICES INC. FORM NO: CCSUP4701J
47173 BENICIA STREET, FREMONT, CA 94538, USA TEL: (510) 771-1000 FAX: (510) 661-0888
This report shall not be reproduced except in full, without the written approval of UL Verification Services Inc.

VERTICAL PEAK AND AVERAGE PLOT

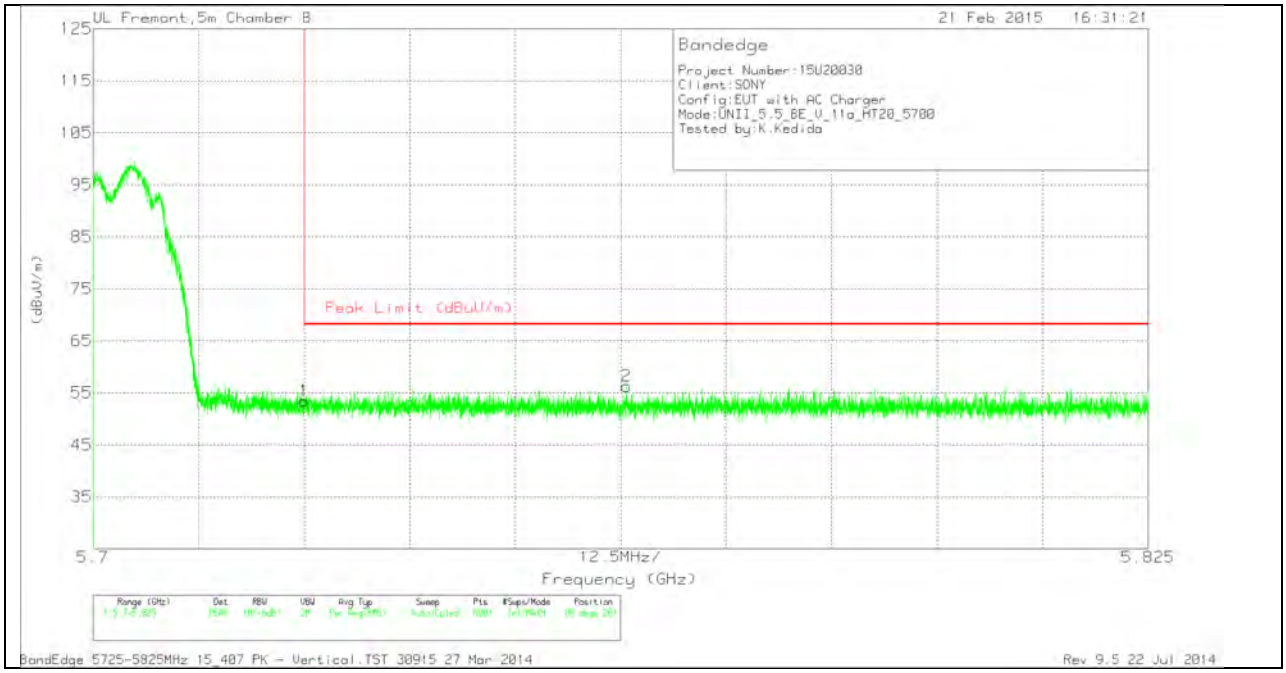

VERTICAL DATA

Marker	Frequency (GHz)	Meter Reading (dBuV)	Det	AF T345 (dB/m)	Amp/Cbl/Fltr/Pad (dB)	DC Corr (dB)	Corrected Reading (dBuV/m)	Peak Limit (dBuV/m)	PK Margin (dB)	Azimuth (Degs)	Height (cm)	Polarity
1	5.725	38.75	PK	34.6	-19.9	0	53.45	68.2	-14.75	89	281	V
2	5.763	41.48	PK	34.6	-19.8	0	56.28	68.2	-11.92	89	281	V

PK - Peak detector

UL VERIFICATION SERVICES INC. FORM NO: CCSUP4701J
47173 BENICIA STREET, FREMONT, CA 94538, USA TEL: (510) 771-1000 FAX: (510) 661-0888
This report shall not be reproduced except in full, without the written approval of UL Verification Services Inc.

HARMONICS AND SPURIOUS EMISSIONS

LOW CHANNEL HORIZONTAL

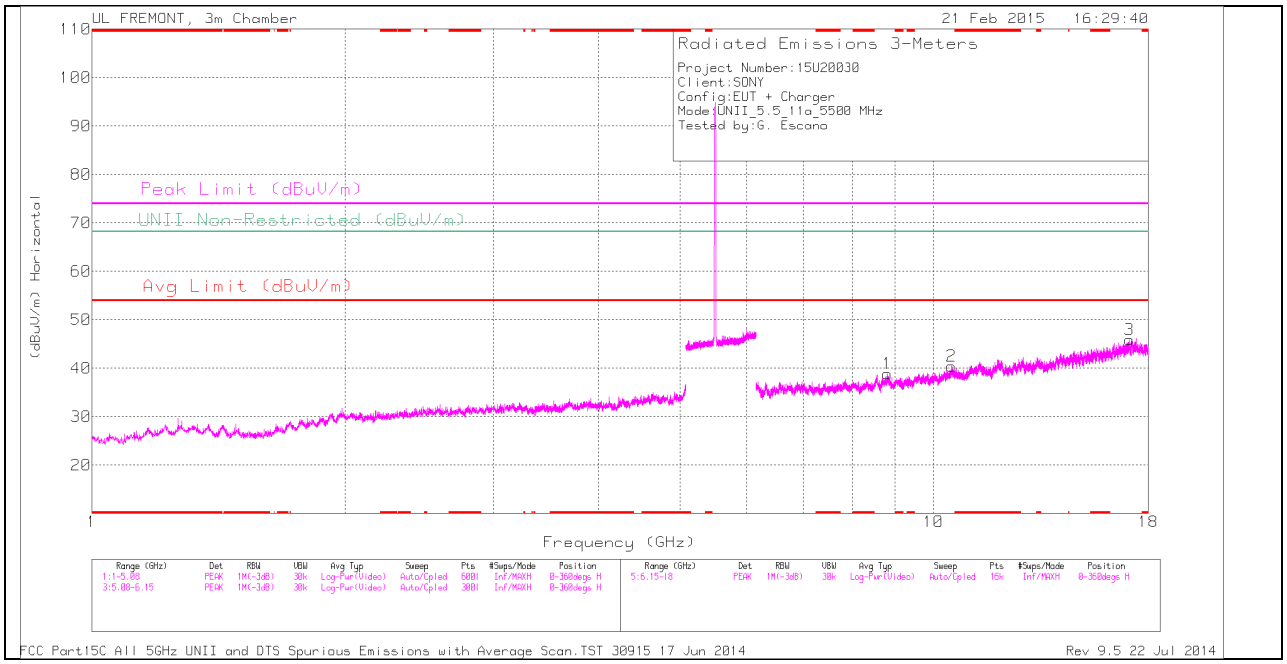

Note: Emission was scanned up to 40GHz; No emissions were detected above the noise floor which was at least 20dB below the specification limit.

UL VERIFICATION SERVICES INC. FORM NO: CCSUP4701J
47173 BENICIA STREET, FREMONT, CA 94538, USA TEL: (510) 771-1000 FAX: (510) 661-0888
This report shall not be reproduced except in full, without the written approval of UL Verification Services Inc.

LOW CHANNEL VERTICAL

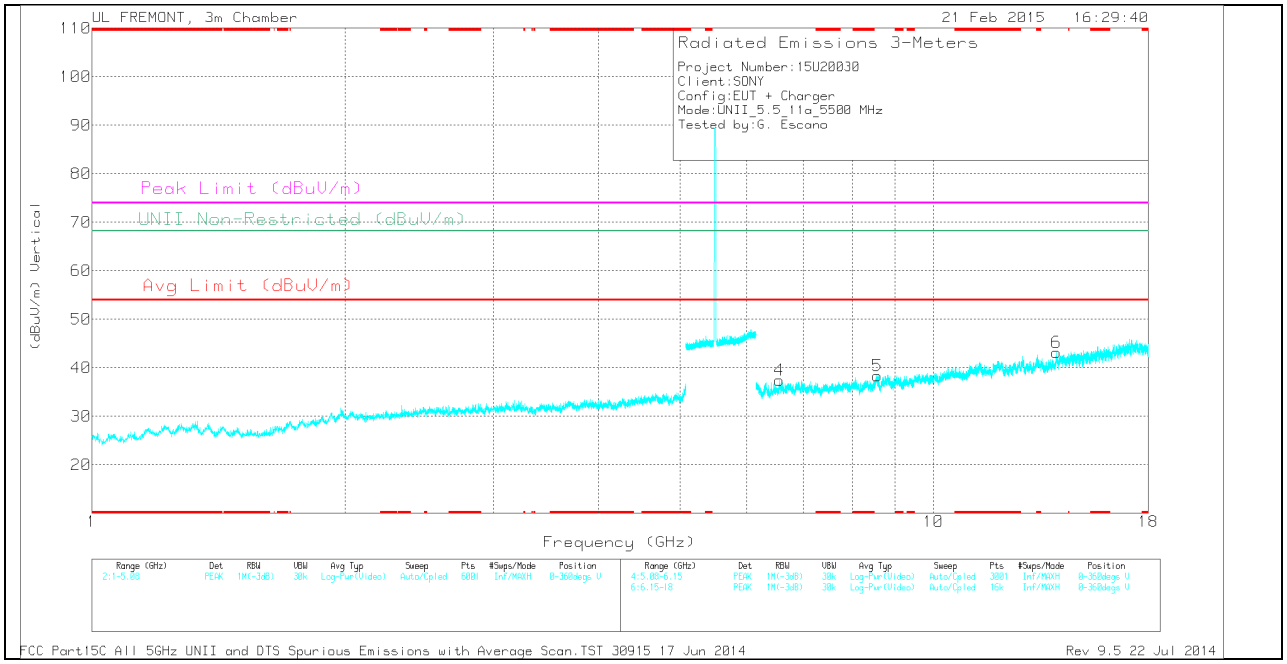

Note: Emission was scanned up to 40GHz; No emissions were detected above the noise floor which was at least 20dB below the specification limit.

UL VERIFICATION SERVICES INC. FORM NO: CCSUP4701J
47173 BENICIA STREET, FREMONT, CA 94538, USA TEL: (510) 771-1000 FAX: (510) 661-0888
This report shall not be reproduced except in full, without the written approval of UL Verification Services Inc.

LOW CHANNEL DATA

TRACE MARKERS

Marker	Frequency (GHz)	Meter Reading (dBuV)	Det	AF T119 (dB/m)	Amp/Cbl/ Fltr/Pad (dB)	DC Corr (dB)	Corrected Reading (dBuV/m)	Avg Limit (dBuV/m)	Margin (dB)	Peak Limit (dBuV/m)	PK Margin (dB)	UNII Non-Restricted (dBuV/m)	PK Margin (dB)	Azimuth (Degs)	Height (cm)	Polarity
4	6.562	31.25	PK	35.6	-29.4	0	37.45	-	-	-	-	68.2	-30.75	0-360	100	V
5	8.572	28.78	PK	35.8	-26.2	0	38.38	-	-	-	-	68.2	-29.82	0-360	100	V
1	8.819	28.71	PK	35.9	-25.7	0	38.91	-	-	-	-	68.2	-29.29	0-360	100	H
2	10.508	28.11	PK	37.5	-25.2	0	40.41	-	-	-	-	68.2	-27.79	0-360	200	H
6	13.996	32.15	PK	38.8	-27.8	0	43.15	-	-	-	-	68.2	-25.05	0-360	100	V
3	17.082	28.22	PK	41.4	-23.7	0	45.92	-	-	-	-	68.2	-22.28	0-360	100	H

PK - Peak detector

UL VERIFICATION SERVICES INC. FORM NO: CCSUP4701J
47173 BENICIA STREET, FREMONT, CA 94538, USA TEL: (510) 771-1000 FAX: (510) 661-0888
This report shall not be reproduced except in full, without the written approval of UL Verification Services Inc.

MID CHANNEL HORIZONTAL

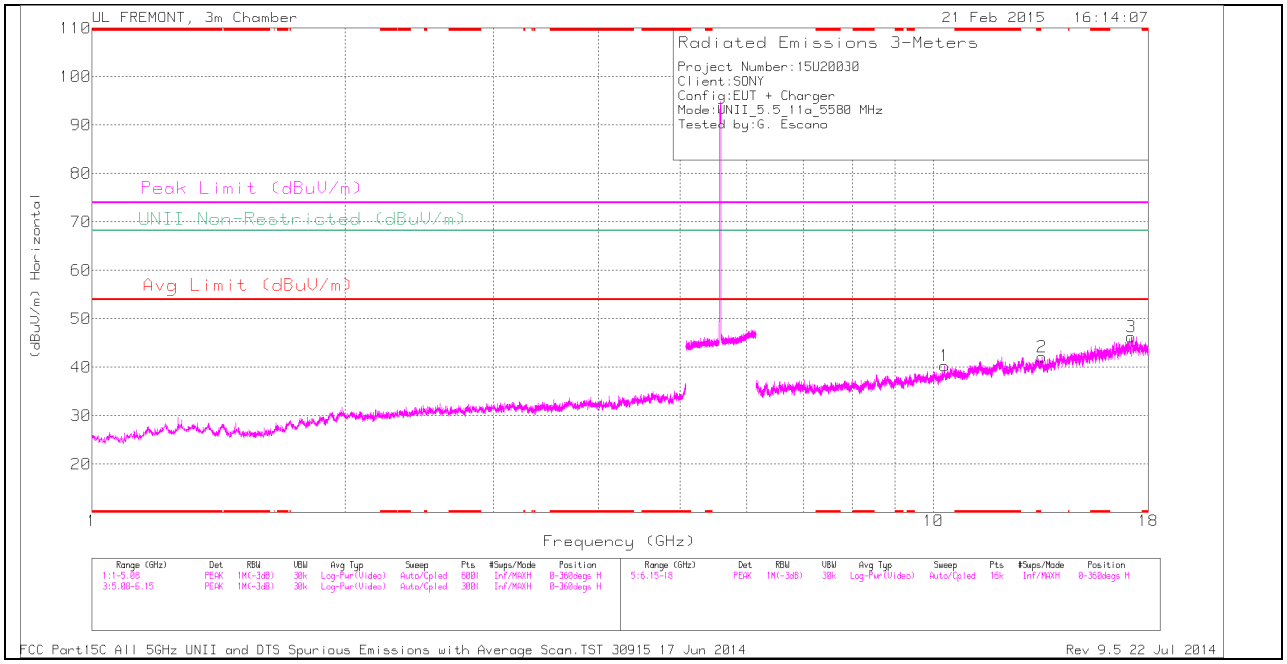

Note: Emission was scanned up to 40GHz; No emissions were detected above the noise floor which was at least 20dB below the specification limit.

This report shall not be reproduced except in full, without the written approval of UL Verification Services Inc.

MID CHANNEL VERTICAL

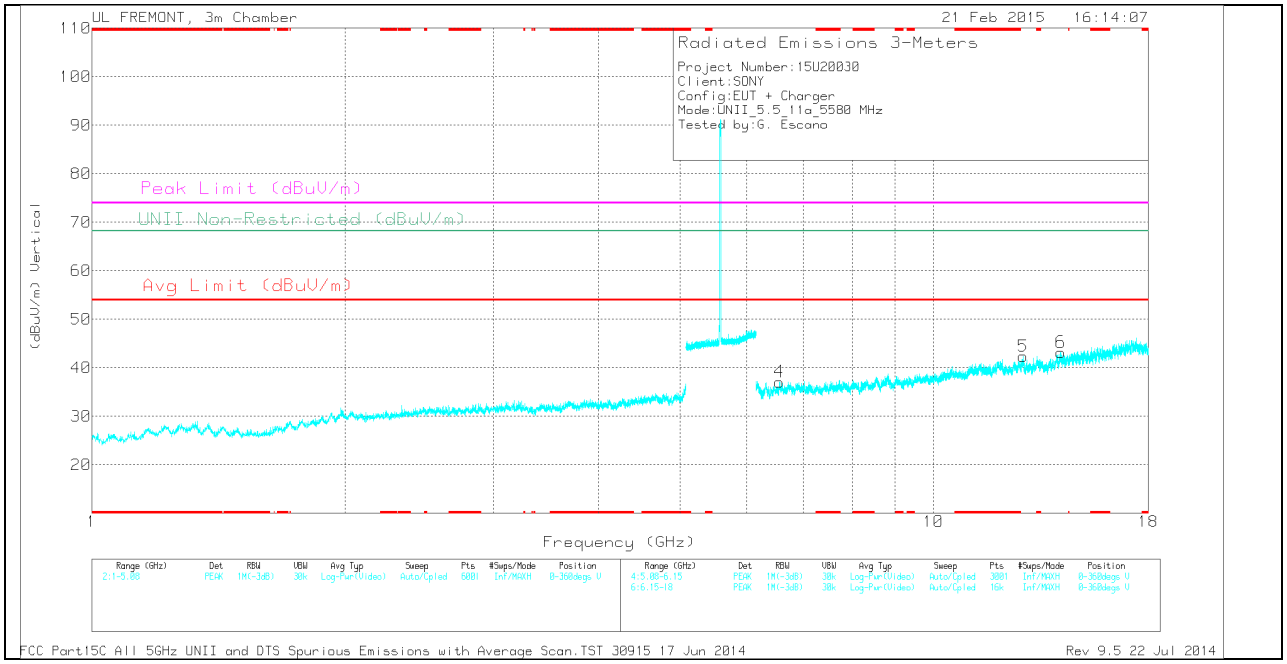

Note: Emission was scanned up to 40GHz; No emissions were detected above the noise floor which was at least 20dB below the specification limit.

UL VERIFICATION SERVICES INC. FORM NO: CCSUP4701J
47173 BENICIA STREET, FREMONT, CA 94538, USA TEL: (510) 771-1000 FAX: (510) 661-0888
This report shall not be reproduced except in full, without the written approval of UL Verification Services Inc.

MID CHANNEL DATA

TRACE MARKERS

Marker	Frequency (GHz)	Meter Reading (dBuV)	Det	AF T119 (dB/m)	Amp/Cbl/ Fltr/Pad (dB)	DC Corr (dB)	Corrected Reading (dBuV/m)	Avg Limit (dBuV/m)	Margin (dB)	Peak Limit (dBuV/m)	PK Margin (dB)	UNII Non-Restricted (dBuV/m)	PK Margin (dB)	Azimuth (Degs)	Height (cm)	Polarity
4	6.563	30.93	PK	35.6	-29.4	0	37.13	-	-	-	-	68.2	-31.07	0-360	200	V
1	10.308	27.78	PK	37.1	-24.6	0	40.28	-	-	-	-	68.2	-27.92	0-360	100	H
5	12.779	29.19	PK	39.1	-25.9	0	42.39	-	-	-	-	68.2	-25.81	0-360	200	V
2	13.465	30.78	PK	38.9	-27.5	0	42.18	-	-	-	-	68.2	-26.02	0-360	100	H
6	14.172	31.13	PK	39.1	-27	0	43.23	-	-	-	-	68.2	-24.97	0-360	100	V
3	17.193	28.17	PK	41.3	-23.2	0	46.27	-	-	-	-	68.2	-21.93	0-360	100	H

PK - Peak detector

UL VERIFICATION SERVICES INC. FORM NO: CCSUP4701J
47173 BENICIA STREET, FREMONT, CA 94538, USA TEL: (510) 771-1000 FAX: (510) 661-0888
This report shall not be reproduced except in full, without the written approval of UL Verification Services Inc.

HIGH CHANNEL HORIZONTAL

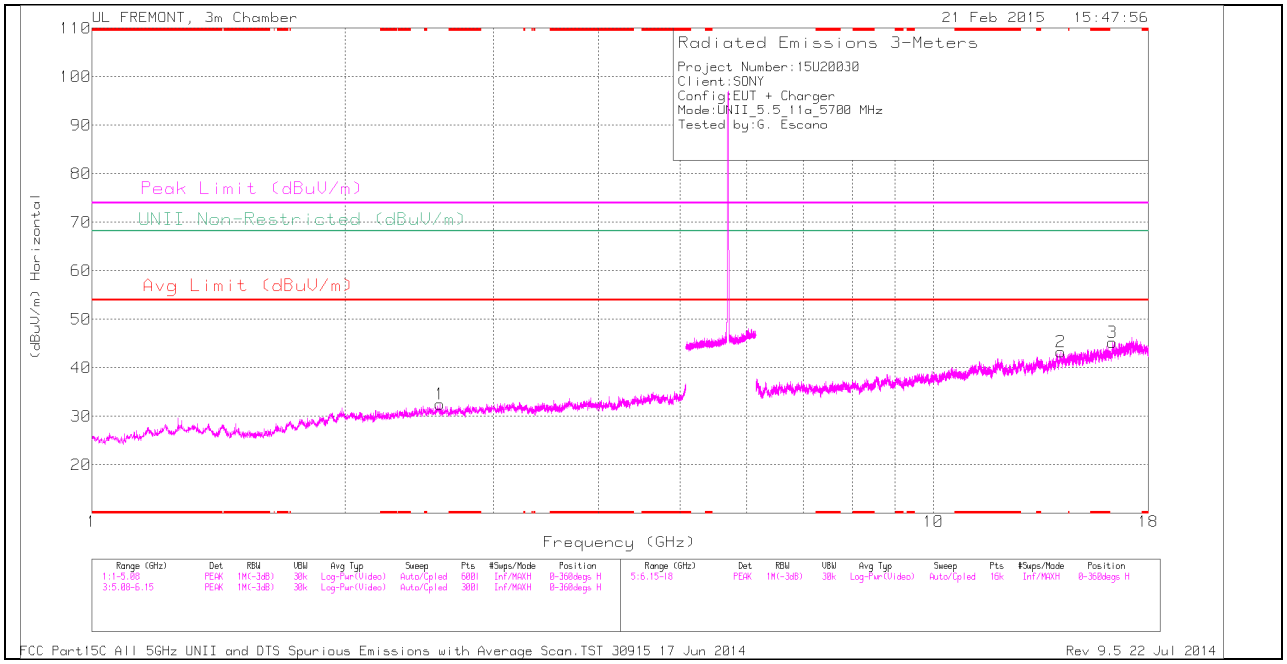

Note: Emission was scanned up to 40GHz; No emissions were detected above the noise floor which was at least 20dB below the specification limit.

This report shall not be reproduced except in full, without the written approval of UL Verification Services Inc.

HIGH CHANNEL VERTICAL

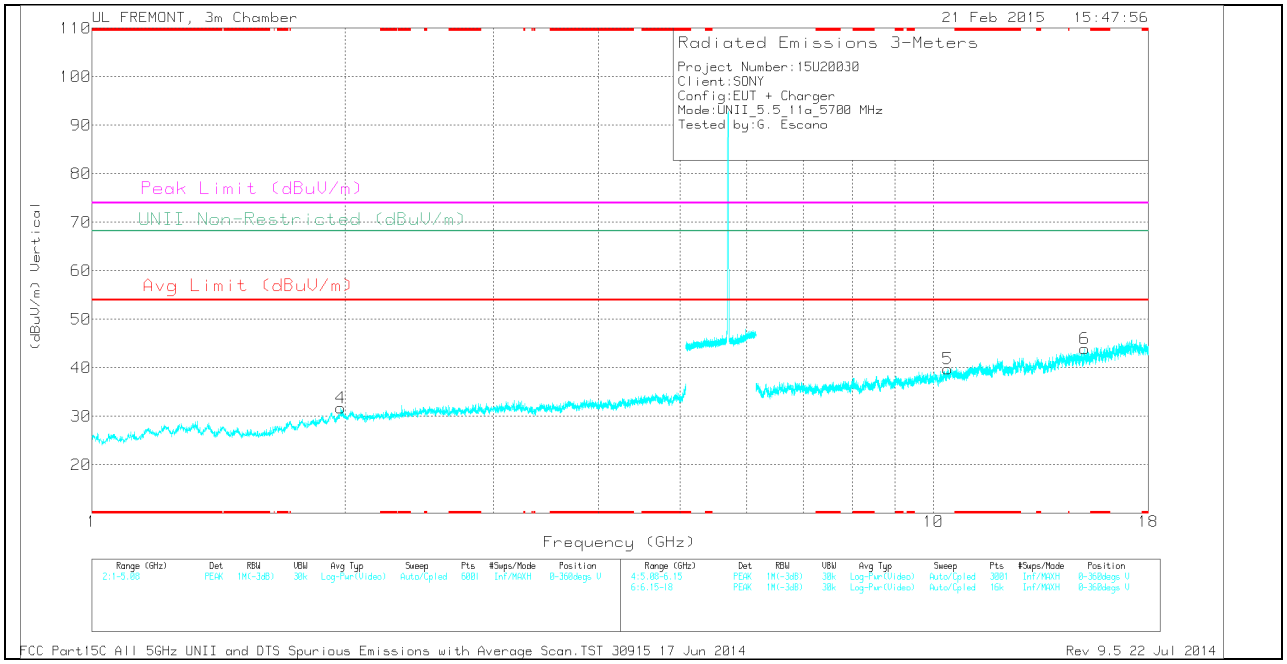

Note: Emission was scanned up to 40GHz; No emissions were detected above the noise floor which was at least 20dB below the specification limit.

UL VERIFICATION SERVICES INC. FORM NO: CCSUP4701J
47173 BENICIA STREET, FREMONT, CA 94538, USA TEL: (510) 771-1000 FAX: (510) 661-0888
This report shall not be reproduced except in full, without the written approval of UL Verification Services Inc.

HIGH CHANNEL DATA

TRACE MARKERS

Marker	Frequency (GHz)	Meter Reading (dBuV)	Det	AF T119 (dB/m)	Amp/Cbl/ Fltr/Pad (dB)	DC Corr (dB)	Corrected Reading (dBuV/m)	Avg Limit (dBuV/m)	Margin (dB)	Peak Limit (dBuV/m)	PK Margin (dB)	UNII Non-Restricted (dBuV/m)	PK Margin (dB)	Azimuth (Degs)	Height (cm)	Polarity
4	1.975	32.58	PK	31.4	-32.2	0	31.78	-	-	-	-	68.2	-36.42	0-360	200	V
1	2.592	32.58	PK	32.4	-32.5	0	32.48	-	-	-	-	68.2	-35.72	0-360	200	H
5	10.406	28.21	PK	37.3	-25.7	0	39.81	-	-	-	-	68.2	-28.39	0-360	200	V
2	14.165	31.45	PK	39.1	-27.2	0	43.35	-	-	-	-	68.2	-24.85	0-360	100	H
6	15.132	30.82	PK	39.9	-26.8	0	43.92	-	-	-	-	68.2	-24.28	0-360	100	V
3	16.325	29.67	PK	40.6	-25	0	45.27	-	-	-	-	68.2	-22.93	0-360	100	H

PK - Peak detector

UL VERIFICATION SERVICES INC. FORM NO: CCSUP4701J
47173 BENICIA STREET, FREMONT, CA 94538, USA TEL: (510) 771-1000 FAX: (510) 661-0888
This report shall not be reproduced except in full, without the written approval of UL Verification Services Inc.

11.2.2. TX ABOVE 1 GHz 802.11n HT20 MODE IN THE 5.5 GHz BAND RESTRICTED BANDEDGE (LOW CHANNEL)

HORIZONTAL PEAK AND AVERAGE PLOT

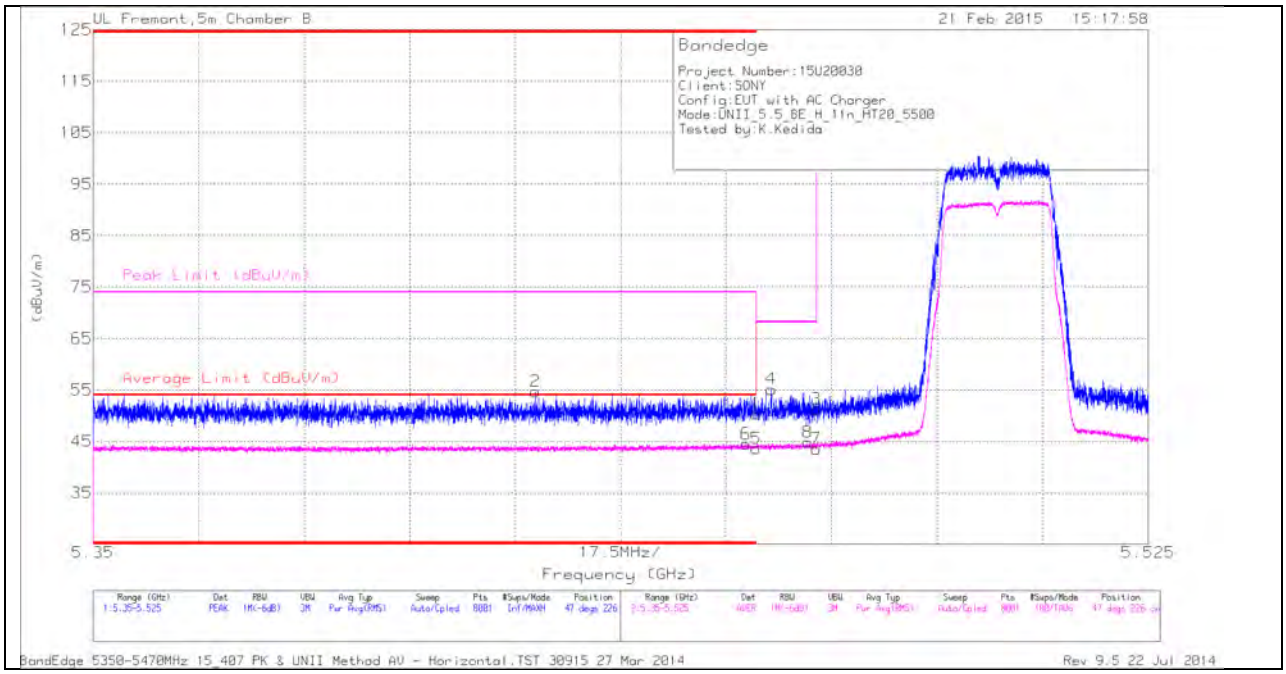

HORIZONTAL DATA

Marker	Frequency (GHz)	Meter Reading (dBuV)	Det	AF T345 (dB/m)	Amp/Cbl/Flt r/Pad (dB)	DC Corr (dB)	Corrected Reading (dBuV/m)	Average Limit (dBuV/m)	Margin (dB)	Peak Limit (dBuV/m)	PK Margin (dB)	Azimuth (Degs)	Height (cm)	Polarity
1	* 5.46	36.06	PK	34.5	-20.2	0	50.36	-	-	74	-23.64	47	226	H
2	* 5.423	40.37	PK	34.5	-20.2	0	54.67	-	-	74	-19.33	47	226	H
5	* 5.46	29.18	RMS	34.5	-20.2	0	43.48	54	-10.52	-	-	47	226	H
6	* 5.458	30.05	RMS	34.5	-20.2	0	44.35	54	-9.65	-	-	47	226	H
4	5.463	40.85	PK	34.5	-20.2	0	55.15	-	-	68.2	-13.05	47	226	H
8	5.469	30.39	RMS	34.5	-20.2	0	44.69	-	-	-	-	47	226	H
3	5.47	36.98	PK	34.5	-20.2	0	51.28	-	-	68.2	-16.92	47	226	H
7	5.47	29.14	RMS	34.5	-20.2	0	43.44	-	-	-	-	47	226	H

* - indicates frequency in CFR15.205/IC7.2.2 Restricted Band

PK - Peak detector

RMS - RMS detection

This report shall not be reproduced except in full, without the written approval of UL Verification Services Inc.

VERTICAL PEAK AND AVERAGE PLOT

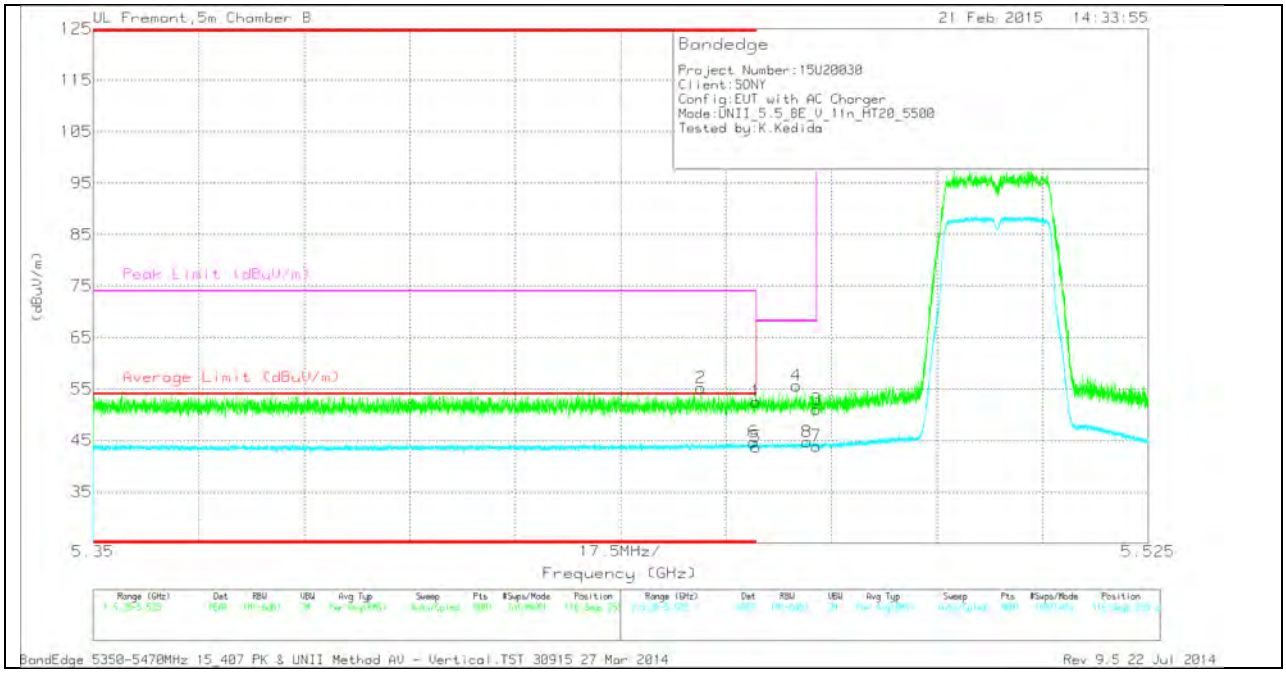

VERTICAL DATA

Marker	Frequency (GHz)	Meter Reading (dBuV)	Det	AF T345 (dB/m)	Amp/Cbl/Flt r/Pad (dB)	DC Corr (dB)	Corrected Reading (dBuV/m)	Average Limit (dBuV/m)	Margin (dB)	Peak Limit (dBuV/m)	PK Margin (dB)	Azimuth (Degs)	Height (cm)	Polarity
1	* 5.46	38.29	PK	34.5	-20.2	0	52.59	-	-	74	-21.41	116	255	V
2	* 5.451	40.92	PK	34.5	-20.2	0	55.22	-	-	74	-18.78	116	255	V
5	* 5.46	29.33	RMS	34.5	-20.2	0	43.63	54	-10.37	-	-	116	255	V
6	* 5.46	30.27	RMS	34.5	-20.2	0	44.57	54	-9.43	-	-	116	255	V
4	5.467	41.35	PK	34.5	-20.2	0	55.65	-	-	68.2	-12.55	116	255	V
8	5.468	30.25	RMS	34.5	-20.2	0	44.55	-	-	-	-	116	255	V
3	5.47	36.77	PK	34.5	-20.2	0	51.07	-	-	68.2	-17.13	116	255	V
7	5.47	29.44	RMS	34.5	-20.2	0	43.74	-	-	-	-	116	255	V

* - indicates frequency in CFR15.205/IC7.2.2 Restricted Band

PK - Peak detector

RMS - RMS detection

This report shall not be reproduced except in full, without the written approval of UL Verification Services Inc.

AUTHORIZED BANDEDGE (HIGH CHANNEL)

HORIZONTAL PEAK AND AVERAGE PLOT

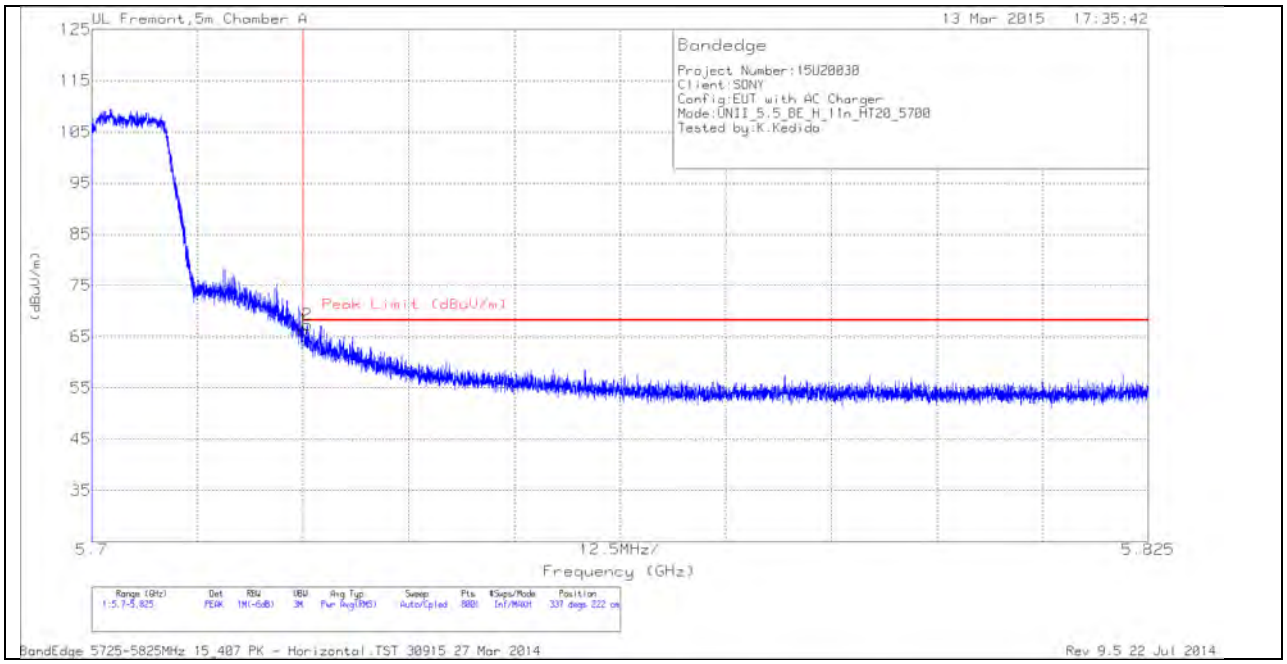

HORIZONTAL DATA

Marker	Frequency (GHz)	Meter Reading (dBuV)	Det	AF T136 (dB/m)	Amp/Cbl/Fltr/Pad (dB)	Corrected Reading (dBuV/m)	Peak Limit (dBuV/m)	PK Margin (dB)	Azimuth (Degs)	Height (cm)	Polarity
1	5.725	50.64	PK	34.7	-19	66.34	68.2	-1.86	337	222	H
2	5.725	51.59	PK	34.7	-19	67.29	68.2	-.91	337	222	H

PK - Peak detector

UL VERIFICATION SERVICES INC. FORM NO: CCSUP4701J
47173 BENICIA STREET, FREMONT, CA 94538, USA TEL: (510) 771-1000 FAX: (510) 661-0888
This report shall not be reproduced except in full, without the written approval of UL Verification Services Inc.

VERTICAL PEAK AND AVERAGE PLOT

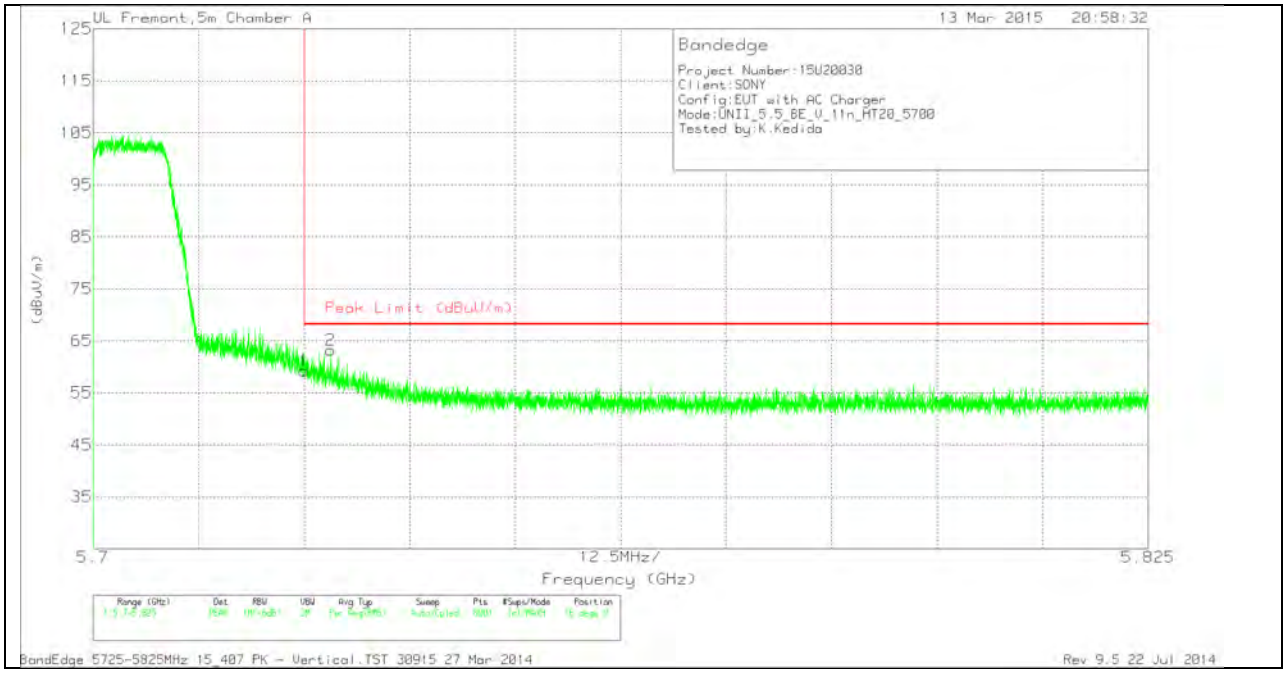

VERTICAL DATA

Marker	Frequency (GHz)	Meter Reading (dBuV)	Det	AF T136 (dB/m)	Amp/Cbl/Fltr/Pad (dB)	Corrected Reading (dBuV/m)	Peak Limit (dBuV/m)	PK Margin (dB)	Azimuth (Degs)	Height (cm)	Polarity
1	5.725	43.55	PK	34.7	-19	59.25	68.2	-8.95	16	325	V
2	5.728	47.52	PK	34.7	-19	63.22	68.2	-4.98	16	325	V

PK - Peak detector

UL VERIFICATION SERVICES INC. FORM NO: CCSUP4701J
47173 BENICIA STREET, FREMONT, CA 94538, USA TEL: (510) 771-1000 FAX: (510) 661-0888
This report shall not be reproduced except in full, without the written approval of UL Verification Services Inc.

HARMONICS AND SPURIOUS EMISSIONS

LOW CHANNEL HORIZONTAL

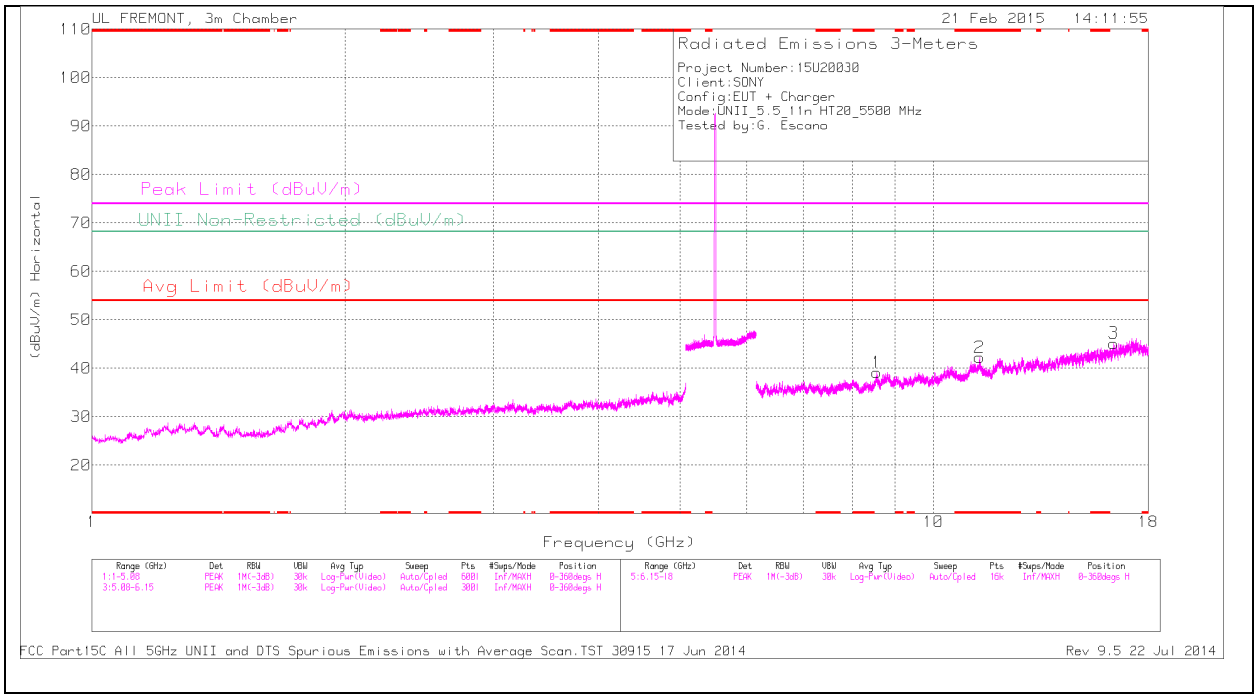

Note: Emission was scanned up to 40GHz; No emissions were detected above the noise floor which was at least 20dB below the specification limit.

UL VERIFICATION SERVICES INC. FORM NO: CCSUP4701J
47173 BENICIA STREET, FREMONT, CA 94538, USA TEL: (510) 771-1000 FAX: (510) 661-0888
This report shall not be reproduced except in full, without the written approval of UL Verification Services Inc.

LOW CHANNEL VERTICAL

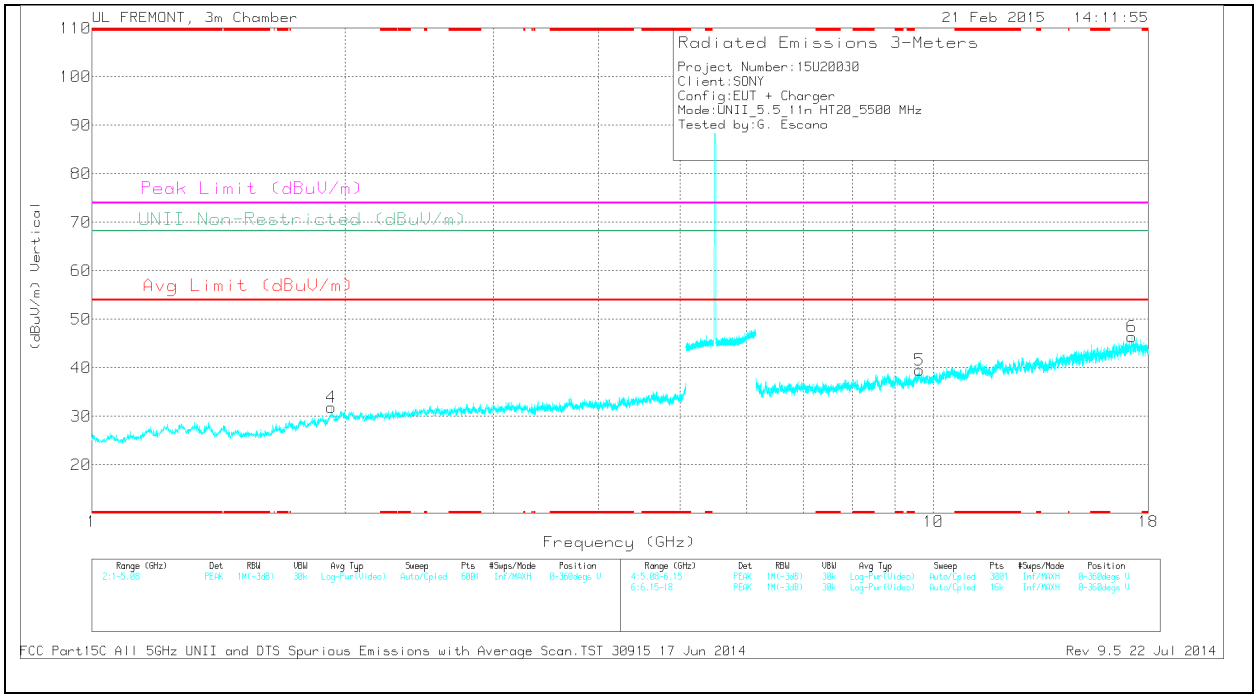

Note: Emission was scanned up to 40GHz; No emissions were detected above the noise floor which was at least 20dB below the specification limit.

UL VERIFICATION SERVICES INC. FORM NO: CCSUP4701J
47173 BENICIA STREET, FREMONT, CA 94538, USA TEL: (510) 771-1000 FAX: (510) 661-0888
This report shall not be reproduced except in full, without the written approval of UL Verification Services Inc.

LOW CHANNEL DATA

TRACE MARKERS

Marker	Frequency (GHz)	Meter Reading (dBuV)	Det	AF T119 (dB/m)	Amp/Cbl/ Fltr/Pad (dB)	DC Corr (dB)	Corrected Reading (dBuV/m)	Avg Limit (dBuV/m)	Margin (dB)	Peak Limit (dBuV/m)	PK Margin (dB)	UNII Non-Restricted (dBuV/m)	PK Margin (dB)	Azimuth (Degs)	Height (cm)	Polarity
2	* 11.341	29.6	PK	38.1	-25.5	0	42.2	-	-	74	-31.8	-	-	0-360	200	H
4	1.925	33.23	PK	31.2	-32.5	0	31.93	-	-	-	-	68.2	-36.27	0-360	100	V
1	8.563	29.59	PK	35.8	-26.2	0	39.19	-	-	-	-	68.2	-29.01	0-360	100	H
5	9.62	28.14	PK	36.7	-25.3	0	39.54	-	-	-	-	68.2	-28.66	0-360	200	V
3	16.377	28.88	PK	40.7	-24.4	0	45.18	-	-	-	-	68.2	-23.02	0-360	200	H
6	17.217	28.14	PK	41.3	-23	0	46.44	-	-	-	-	68.2	-21.76	0-360	200	V

* - indicates frequency in CFR15.205/IC7.2.2 Restricted Band

PK - Peak detector

Radiated Emissions

Frequency (GHz)	Meter Reading (dBuV)	Det	AF T119 (dB/m)	Amp/Cbl/Fl tr/Pad (dB)	DC Corr (dB)	Corrected Reading (dBuV/m)	Avg Limit (dBuV/m)	Margin (dB)	Peak Limit (dBuV/m)	PK Margin (dB)	UNII Non-Restricted (dBuV/m)	PK Margin (dB)	Azimuth (Degs)	Height (cm)	Polarity
* 11.343	37.02	PK1	38.1	-25.5	0	49.62	-	-	74	-24.38	-	-	65	239	H
* 11.343	25.22	AD1	38.1	-25.5	0	37.82	54	-16.18	-	-	-	-	65	239	H

* - indicates frequency in CFR15.205/IC7.2.2 Restricted Band

PK1 - KDB789033 Method: Peak

AD1 - KDB789033 Method: AD Primary Power Average

UL VERIFICATION SERVICES INC. FORM NO: CCSUP4701J
47173 BENICIA STREET, FREMONT, CA 94538, USA TEL: (510) 771-1000 FAX: (510) 661-0888
This report shall not be reproduced except in full, without the written approval of UL Verification Services Inc.

MID CHANNEL HORIZONTAL

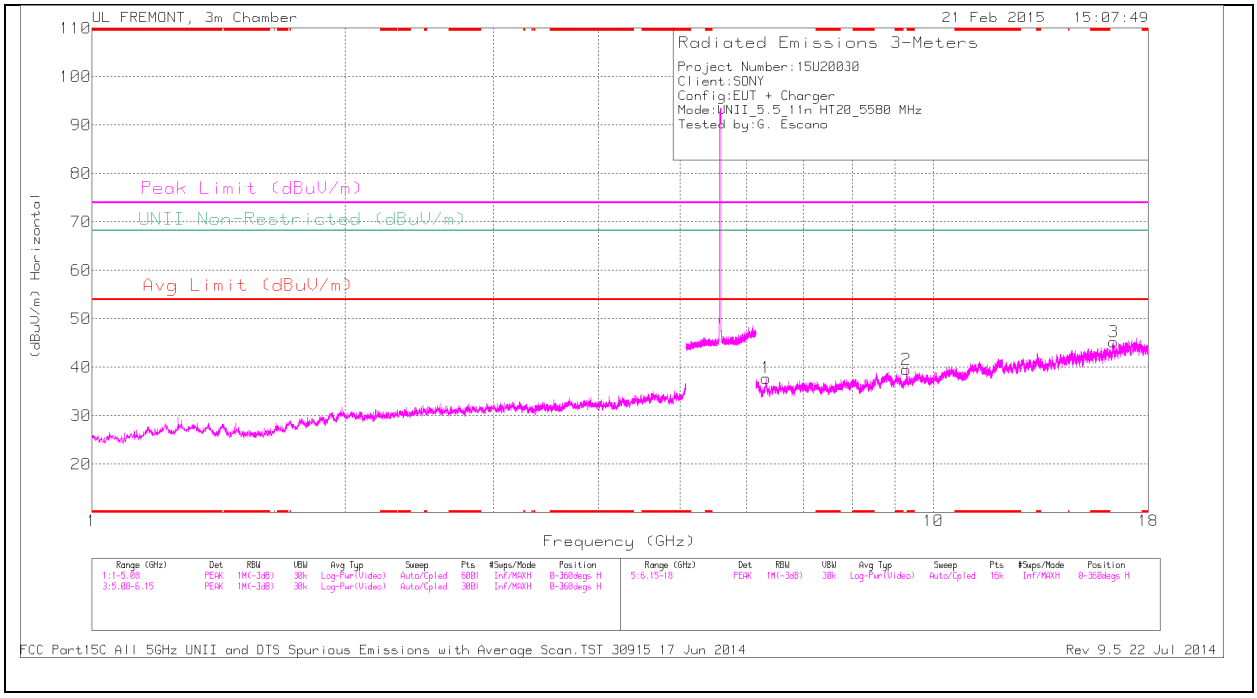

Note: Emission was scanned up to 40GHz; No emissions were detected above the noise floor which was at least 20dB below the specification limit.

This report shall not be reproduced except in full, without the written approval of UL Verification Services Inc.

MID CHANNEL VERTICAL

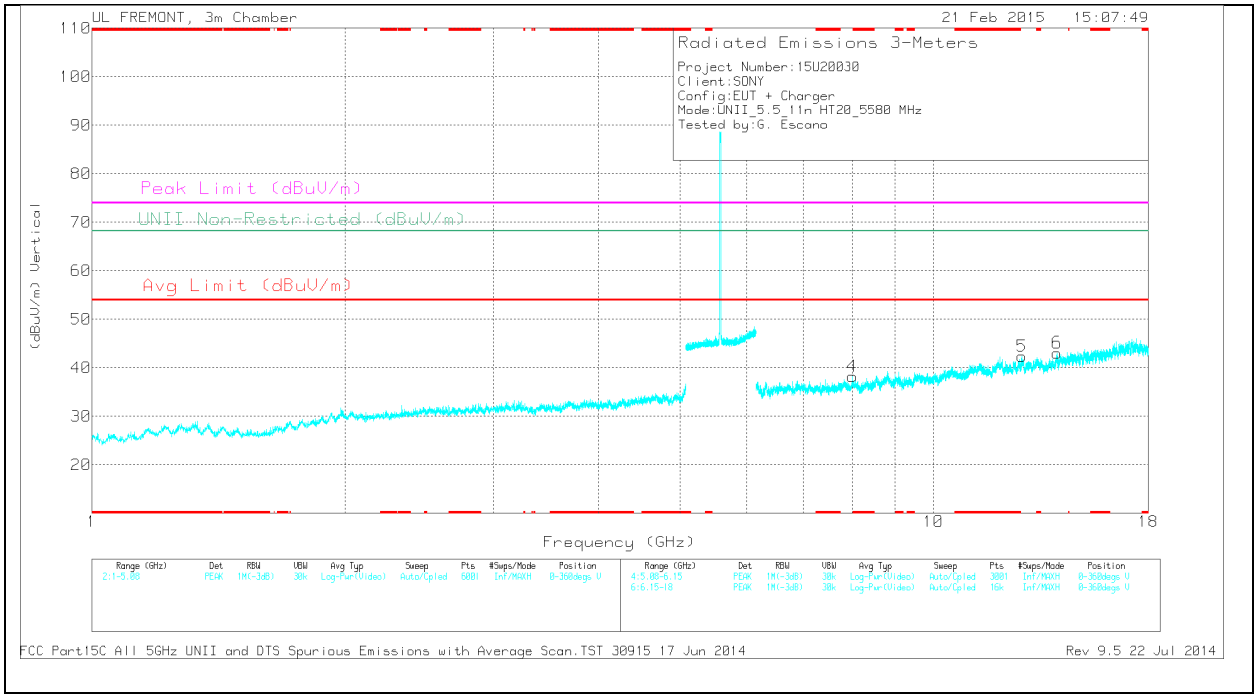

Note: Emission was scanned up to 40GHz; No emissions were detected above the noise floor which was at least 20dB below the specification limit.

UL VERIFICATION SERVICES INC. FORM NO: CCSUP4701J
47173 BENICIA STREET, FREMONT, CA 94538, USA TEL: (510) 771-1000 FAX: (510) 661-0888
This report shall not be reproduced except in full, without the written approval of UL Verification Services Inc.

MID CHANNEL DATA

TRACE MARKERS

Marker	Frequency (GHz)	Meter Reading (dBuV)	Det	AF T119 (dB/m)	Amp/Cbl/Fltr /Pad (dB)	Corrected Reading (dBuV/m)	Avg Limit (dBuV/m)	Margin (dB)	Peak Limit (dBuV/m)	PK Margin (dB)	UNII Non-Restricted (dBuV/m)	PK Margin (dB)	Azimuth (Degs)	Height (cm)	Polarity
1	6.326	31.58	PK	35.4	-29.2	37.78	-	-	-	-	68.2	-30.42	0-360	200	H
4	8.013	30.43	PK	35.8	-28	38.23	-	-	-	-	68.2	-29.97	0-360	200	V
2	9.29	29.07	PK	36.3	-25.8	39.57	-	-	-	-	68.2	-28.63	0-360	200	H
5	12.739	29.13	PK	39.1	-25.8	42.43	-	-	-	-	68.2	-25.77	0-360	200	V
6	14.016	31.9	PK	38.8	-27.6	43.1	-	-	-	-	68.2	-25.1	0-360	100	V
3	16.377	28.99	PK	40.7	-24.4	45.29	-	-	-	-	68.2	-22.91	0-360	100	H

PK - Peak detector

UL VERIFICATION SERVICES INC. FORM NO: CCSUP4701J
47173 BENICIA STREET, FREMONT, CA 94538, USA TEL: (510) 771-1000 FAX: (510) 661-0888
This report shall not be reproduced except in full, without the written approval of UL Verification Services Inc.

HIGH CHANNEL HORIZONTAL

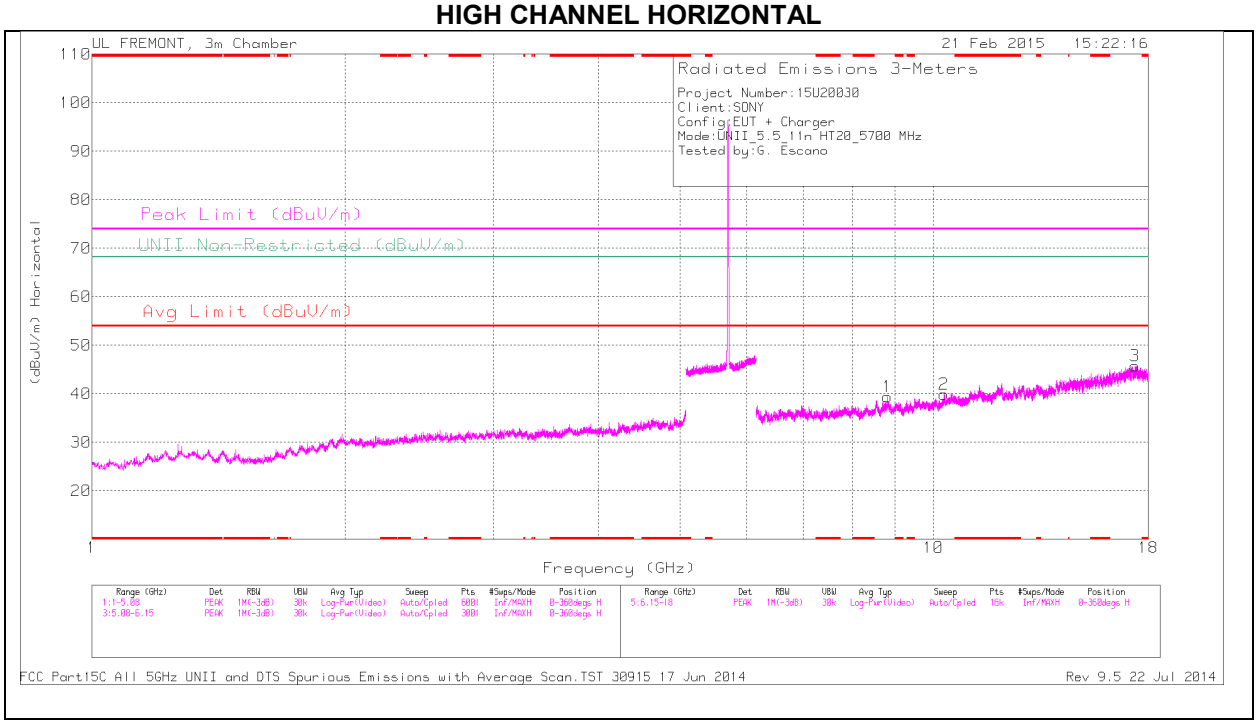

Note: Emission was scanned up to 40GHz; No emissions were detected above the noise floor which was at least 20dB below the specification limit.

UL VERIFICATION SERVICES INC. FORM NO: CCSUP4701J
47173 BENICIA STREET, FREMONT, CA 94538, USA TEL: (510) 771-1000 FAX: (510) 661-0888
This report shall not be reproduced except in full, without the written approval of UL Verification Services Inc.

HIGH CHANNEL VERTICAL

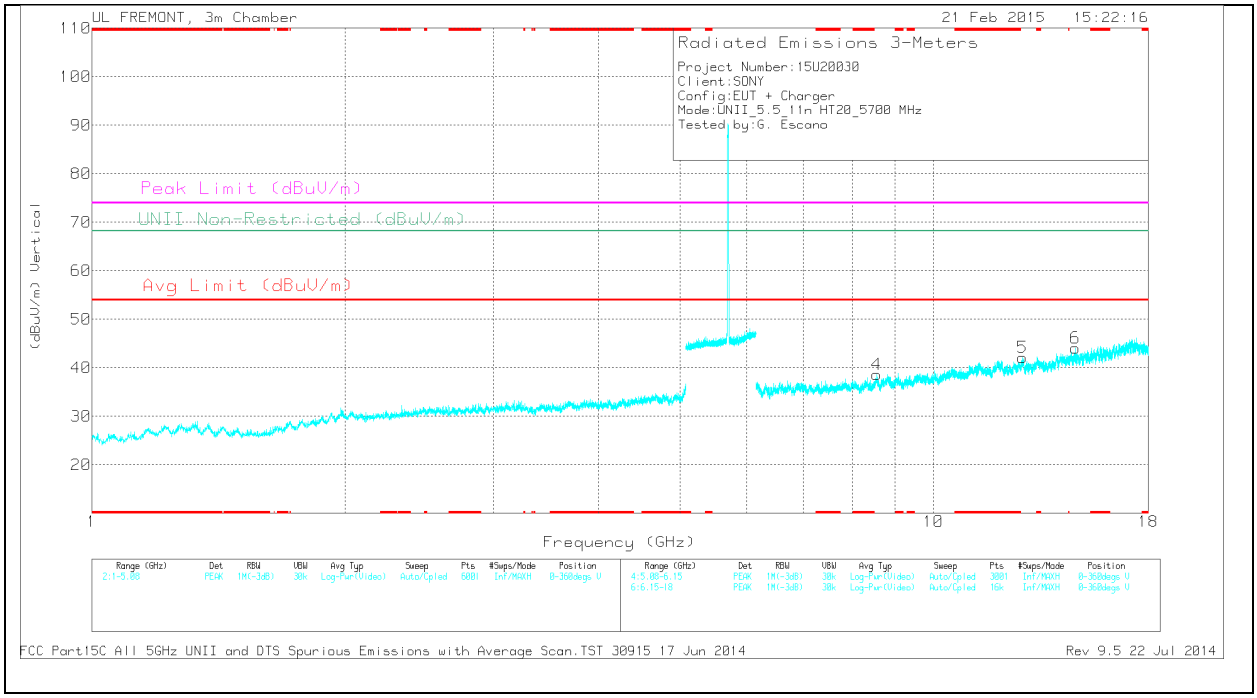

Note: Emission was scanned up to 40GHz; No emissions were detected above the noise floor which was at least 20dB below the specification limit.

This report shall not be reproduced except in full, without the written approval of UL Verification Services Inc.

HIGH CHANNEL DATA

TRACE MARKERS

Marker	Frequency (GHz)	Meter Reading (dBuV)	Det	AF T119 (dB/m)	Amp/Cbl/ Fltr/Pad (dB)	DC Corr (dB)	Corrected Reading (dBuV/m)	Avg Limit (dBuV/m)	Margin (dB)	Peak Limit (dBuV/m)	PK Margin (dB)	UNII Non-Restricted (dBuV/m)	PK Margin (dB)	Azimuth (Degs)	Height (cm)	Polarity
4	8.559	28.98	PK	35.8	-26.1	0	38.68	-	-	-	-	68.2	-29.52	0-360	200	V
1	8.818	29.07	PK	35.9	-25.6	0	39.37	-	-	-	-	68.2	-28.83	0-360	100	H
2	10.299	27.69	PK	37.1	-24.9	0	39.89	-	-	-	-	68.2	-28.31	0-360	200	H
5	12.749	29.1	PK	39.1	-26.1	0	42.1	-	-	-	-	68.2	-26.1	0-360	100	V
6	14.732	31.52	PK	39.8	-27.3	0	44.02	-	-	-	-	68.2	-24.18	0-360	200	V
3	17.348	28.31	PK	41.4	-24	0	45.71	-	-	-	-	68.2	-22.49	0-360	100	H

PK - Peak detector

UL VERIFICATION SERVICES INC. FORM NO: CCSUP4701J
47173 BENICIA STREET, FREMONT, CA 94538, USA TEL: (510) 771-1000 FAX: (510) 661-0888
This report shall not be reproduced except in full, without the written approval of UL Verification Services Inc.

11.2.3. TX ABOVE 1 GHz 802.11n HT40 MODE IN THE 5.5 GHz BAND RESTRICTED BANDEDGE (LOW CHANNEL)

HORIZONTAL PEAK AND AVERAGE PLOT

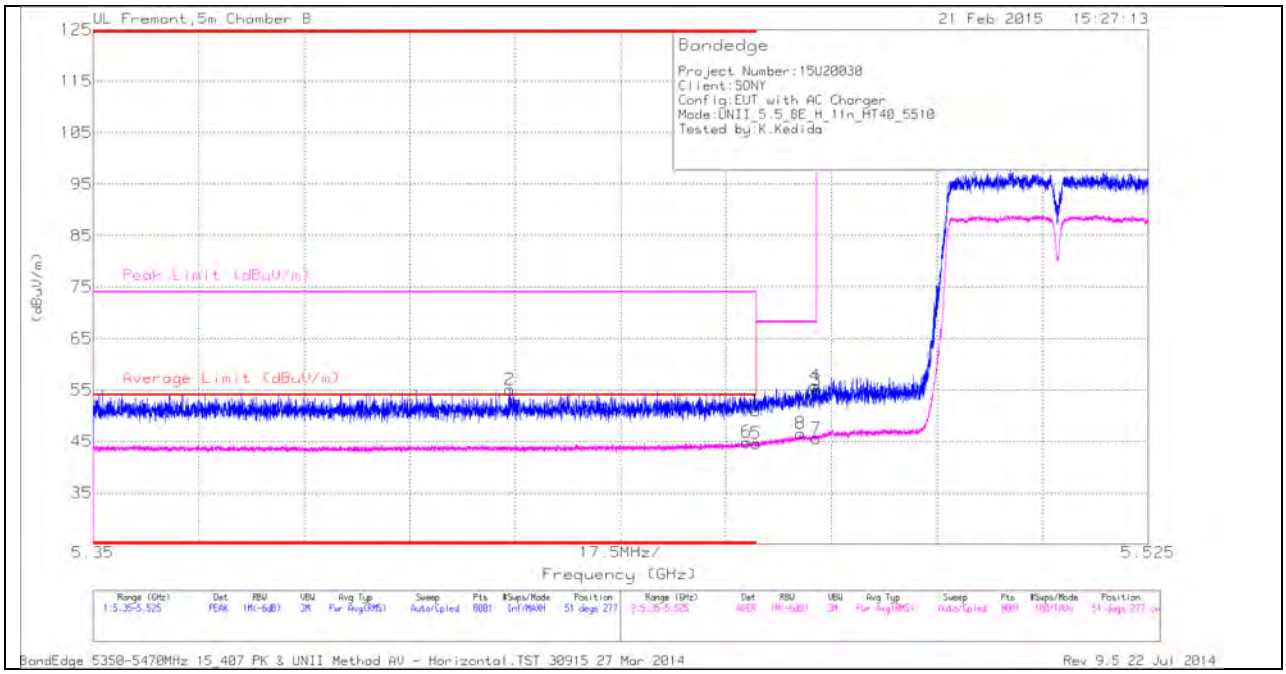

HORIZONTAL DATA

Marker	Frequency (GHz)	Meter Reading (dBuV)	Det	AF T345 (dB/m)	Amp/Cbl/Flt r/Pad (dB)	DC Corr (dB)	Corrected Reading (dBuV/m)	Average Limit (dBuV/m)	Margin (dB)	Peak Limit (dBuV/m)	PK Margin (dB)	Azimuth (Degs)	Height (cm)	Polarity
1	* 5.46	36.72	PK	34.5	-20.2	0	51.02	-	-	74	-22.98	51	277	H
2	* 5.419	40.65	PK	34.5	-20.1	0	55.05	-	-	74	-18.95	51	277	H
5	* 5.46	30.14	RMS	34.5	-20.2	.12	44.56	54	-9.44	-	-	51	277	H
6	* 5.458	30.4	RMS	34.5	-20.2	.12	44.82	54	-9.18	-	-	51	277	H
8	5.467	32.08	RMS	34.5	-20.2	.12	46.50	-	-	-	-	51	277	H
3	5.47	40.66	PK	34.5	-20.2	0	54.96	-	-	68.2	-13.24	51	277	H
4	5.47	41.51	PK	34.5	-20.2	0	55.81	-	-	68.2	-12.39	51	277	H
7	5.47	31.06	RMS	34.5	-20.2	.12	45.48	-	-	-	-	51	277	H

* - indicates frequency in CFR15.205/IC7.2.2 Restricted Band

PK - Peak detector

RMS - RMS detection

This report shall not be reproduced except in full, without the written approval of UL Verification Services Inc.

VERTICAL PEAK AND AVERAGE PLOT

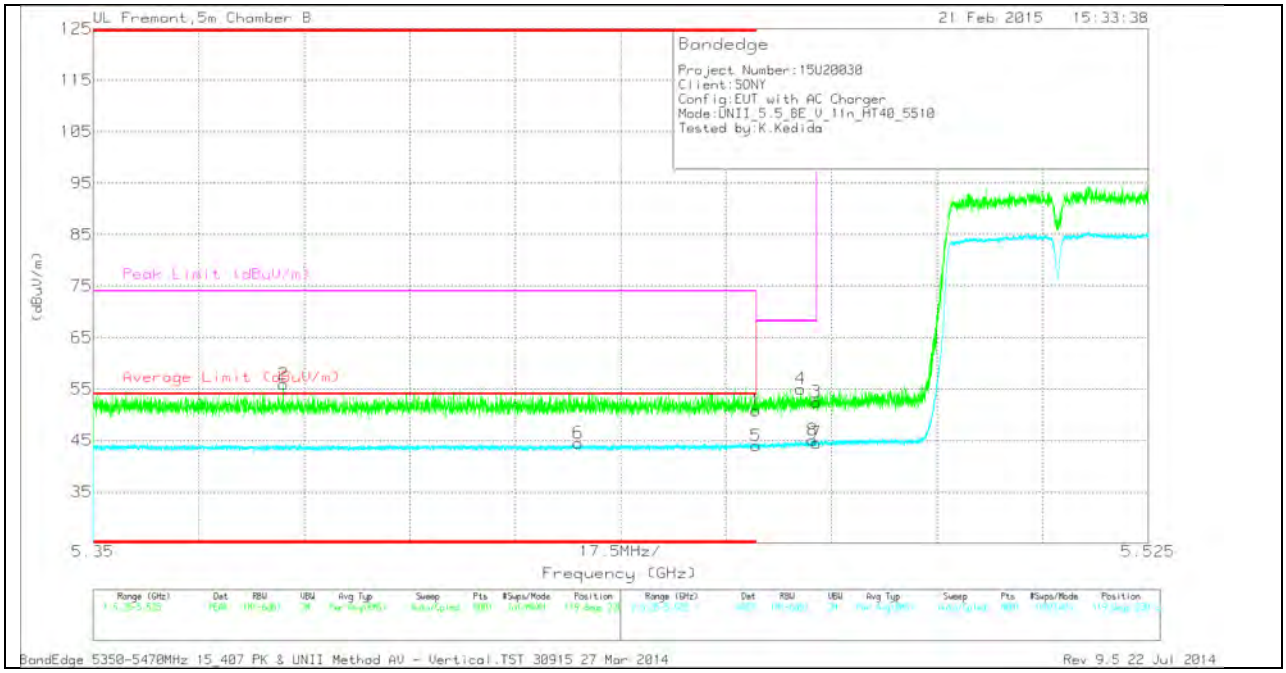

VERTICAL DATA

Marker	Frequency (GHz)	Meter Reading (dBuV)	Det	AF T345 (dB/m)	Amp/Cbl/Flt r/Pad (dB)	DC Corr (dB)	Corrected Reading (dBuV/m)	Average Limit (dBuV/m)	Margin (dB)	Peak Limit (dBuV/m)	PK Margin (dB)	Azimuth (Degs)	Height (cm)	Polarity
1	* 5.46	36.5	PK	34.5	-20.2	0	50.8	-	-	74	-23.2	119	230	V
2	* 5.382	41.54	PK	34.5	-20.1	0	55.94	-	-	74	-18.06	119	230	V
5	* 5.46	29.46	RMS	34.5	-20.2	.12	43.88	54	-10.12	-	-	119	230	V
6	* 5.431	29.92	RMS	34.5	-20.1	.12	44.44	54	-9.56	-	-	119	230	V
4	5.467	40.72	PK	34.5	-20.2	0	55.02	-	-	68.2	-13.18	119	230	V
8	5.469	30.61	RMS	34.5	-20.2	.12	45.03	-	-	-	-	119	230	V
3	5.47	38.15	PK	34.5	-20.2	0	52.45	-	-	68.2	-15.75	119	230	V
7	5.47	30.02	RMS	34.5	-20.2	.12	44.44	-	-	-	-	119	230	V

* - indicates frequency in CFR15.205/IC7.2.2 Restricted Band

PK - Peak detector

RMS - RMS detection

UL VERIFICATION SERVICES INC. FORM NO: CCSUP4701J
47173 BENICIA STREET, FREMONT, CA 94538, USA TEL: (510) 771-1000 FAX: (510) 661-0888
This report shall not be reproduced except in full, without the written approval of UL Verification Services Inc.

AUTHORIZED BANDEDGE (HIGH CHANNEL)

HORIZONTAL PEAK AND AVERAGE PLOT

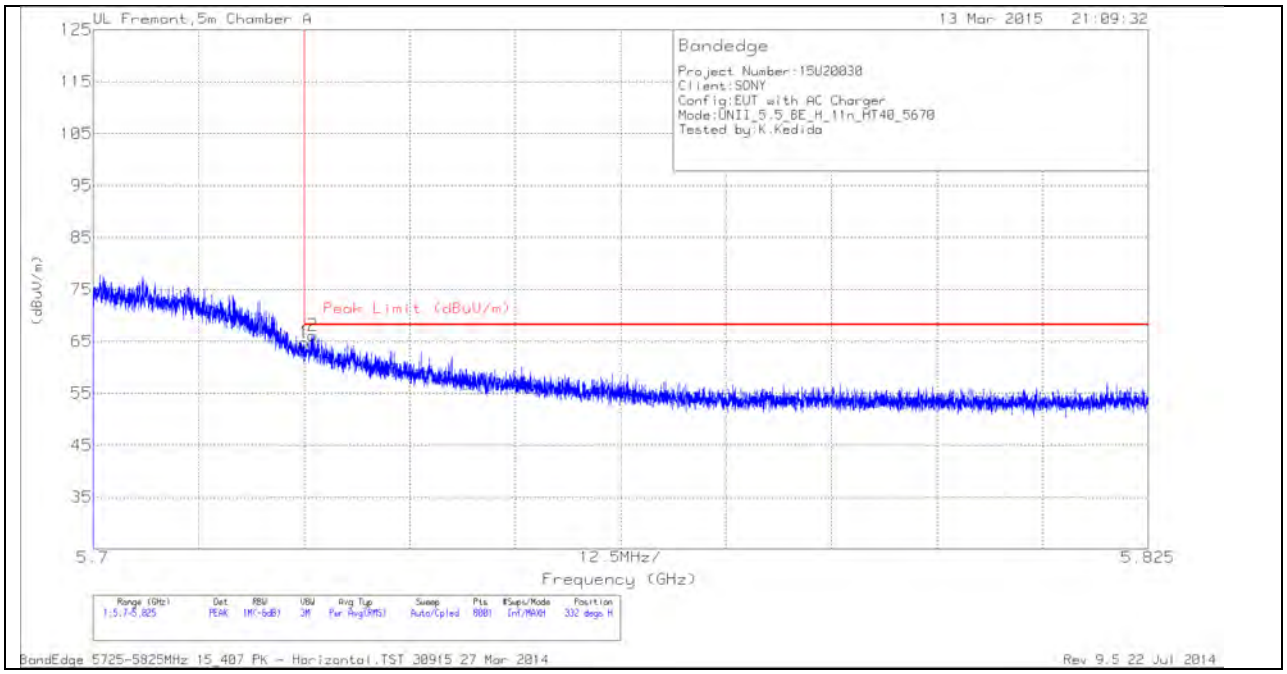

HORIZONTAL DATA

Marker	Frequency (GHz)	Meter Reading (dBuV)	Det	AF T136 (dB/m)	Amp/Cbl/Fltr/Pad (dB)	Corrected Reading (dBuV/m)	Peak Limit (dBuV/m)	PK Margin (dB)	Azimuth (Degs)	Height (cm)	Polarity
1	5.725	49.11	PK	34.7	-19	64.81	68.2	-3.39	332	294	H
2	5.726	50.47	PK	34.7	-19	66.17	68.2	-2.03	332	294	H

PK - Peak detector

UL VERIFICATION SERVICES INC. FORM NO: CCSUP4701J
47173 BENICIA STREET, FREMONT, CA 94538, USA TEL: (510) 771-1000 FAX: (510) 661-0888
This report shall not be reproduced except in full, without the written approval of UL Verification Services Inc.

VERTICAL PEAK AND AVERAGE PLOT

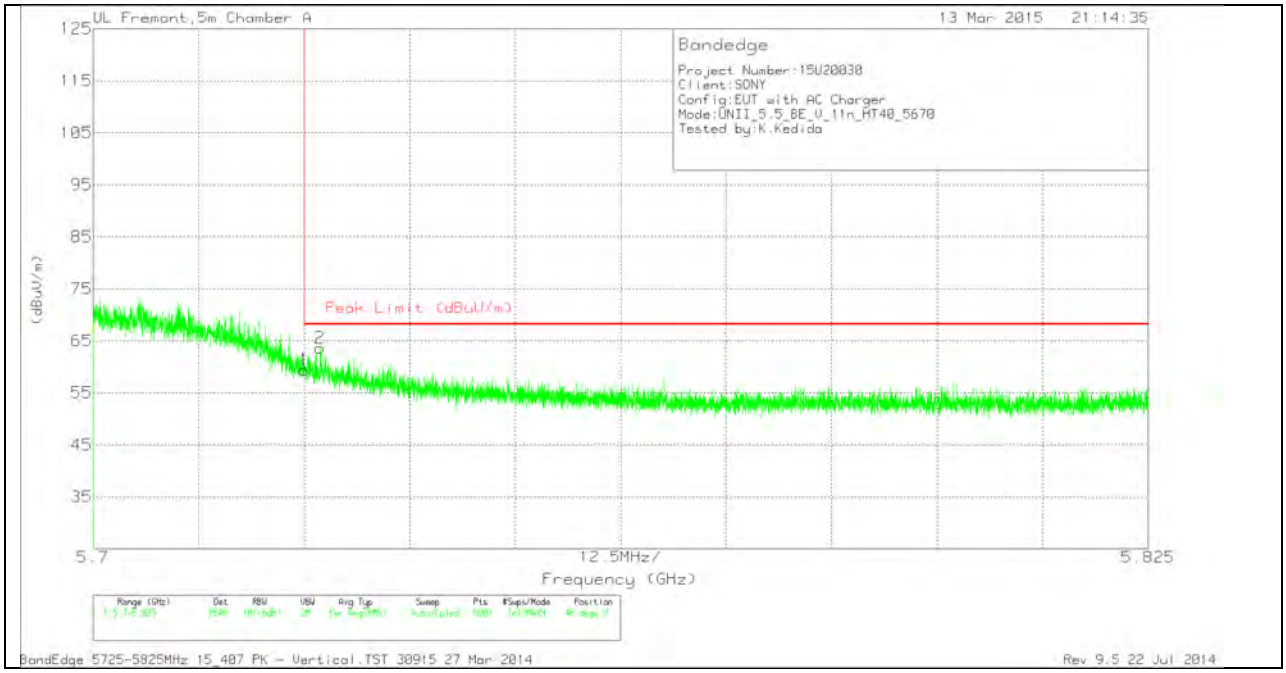

VERTICAL DATA

Marker	Frequency (GHz)	Meter Reading (dBuV)	Det	AF T136 (dB/m)	Amp/Cbl/Fltr/Pad (dB)	Corrected Reading (dBuV/m)	Peak Limit (dBuV/m)	PK Margin (dB)	Azimuth (Degs)	Height (cm)	Polarity
1	5.725	43.7	PK	34.7	-19	59.4	68.2	-8.8	48	247	V
2	5.727	47.93	PK	34.7	-19	63.63	68.2	-4.57	48	247	V

PK - Peak detector

UL VERIFICATION SERVICES INC. FORM NO: CCSUP4701J
47173 BENICIA STREET, FREMONT, CA 94538, USA TEL: (510) 771-1000 FAX: (510) 661-0888
This report shall not be reproduced except in full, without the written approval of UL Verification Services Inc.

HARMONICS AND SPURIOUS EMISSIONS

LOW CHANNEL HORIZONTAL

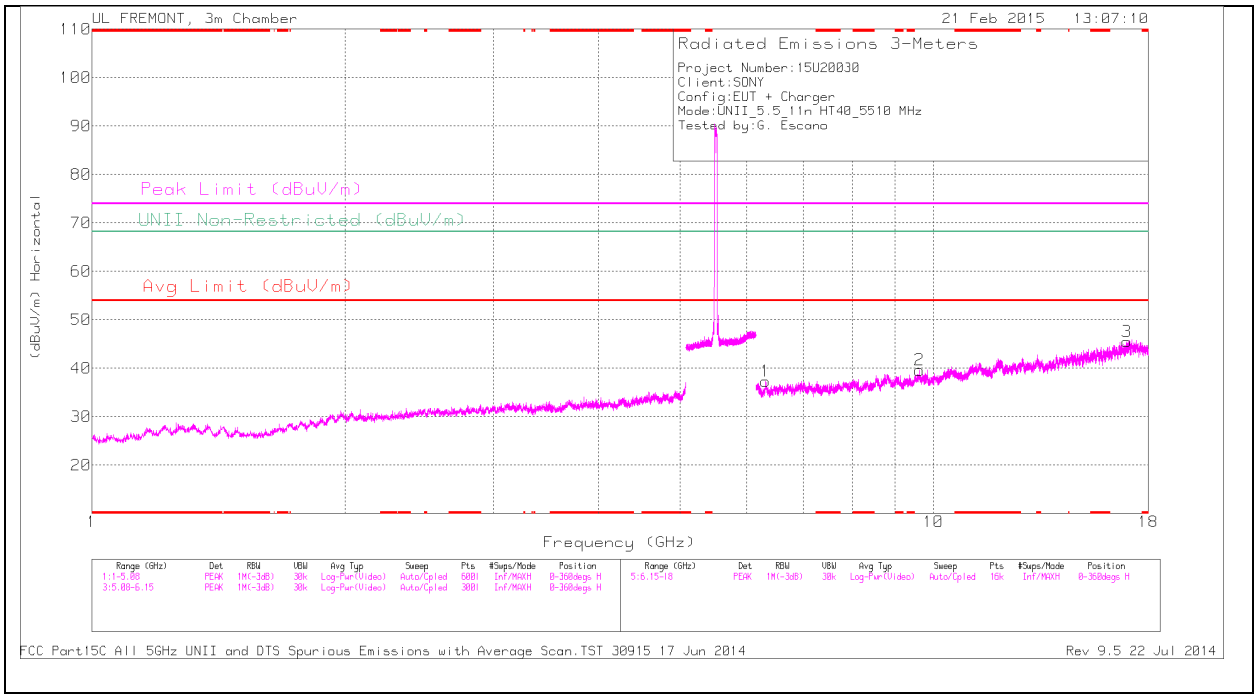

Note: Emission was scanned up to 40GHz; No emissions were detected above the noise floor which was at least 20dB below the specification limit.

This report shall not be reproduced except in full, without the written approval of UL Verification Services Inc.

LOW CHANNEL VERTICAL

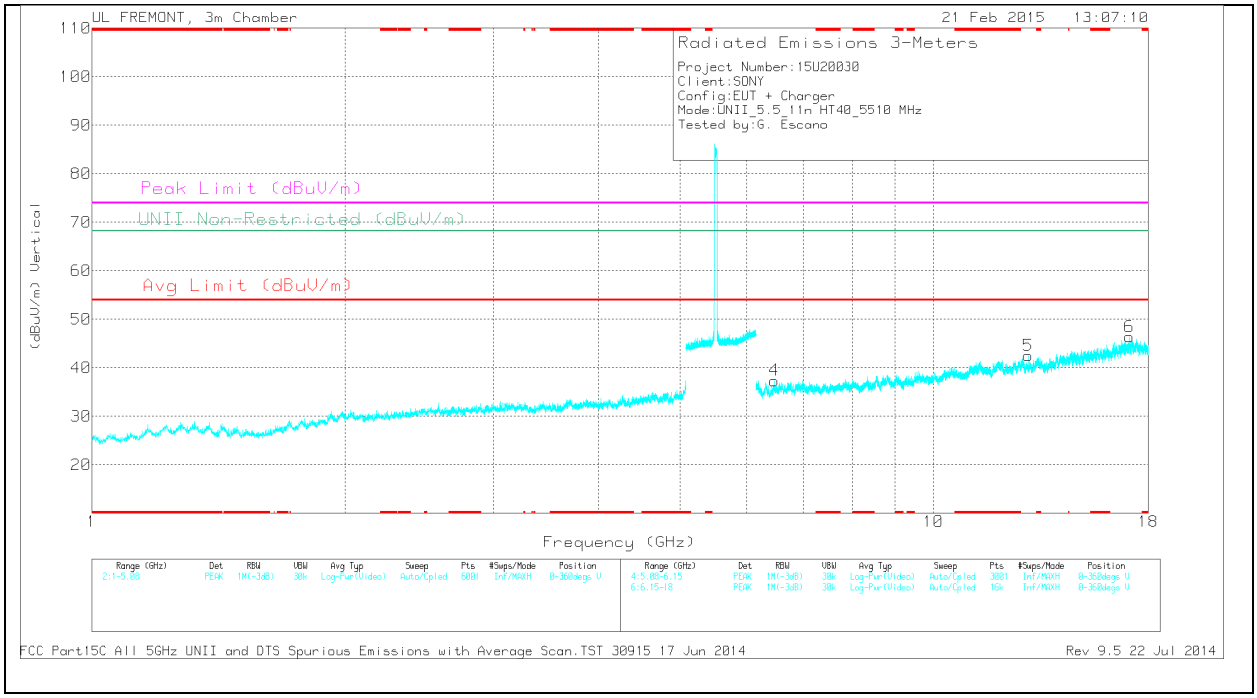

Note: Emission was scanned up to 40GHz; No emissions were detected above the noise floor which was at least 20dB below the specification limit.

UL VERIFICATION SERVICES INC. FORM NO: CCSUP4701J
47173 BENICIA STREET, FREMONT, CA 94538, USA TEL: (510) 771-1000 FAX: (510) 661-0888
This report shall not be reproduced except in full, without the written approval of UL Verification Services Inc.

LOW CHANNEL DATA

TRACE MARKERS

Marker	Frequency (GHz)	Meter Reading (dBuV)	Det	AF T119 (dB/m)	Amp/Cbl/ Fltr/Pad (dB)	DC Corr (dB)	Corrected Reading (dBuV/m)	Avg Limit (dBuV/m)	Margin (dB)	Peak Limit (dBuV/m)	PK Margin (dB)	UNII Non-Restricted (dBuV/m)	PK Margin (dB)	Azimuth (Degs)	Height (cm)	Polarity
1	6.315	31.46	PK	35.4	-29.5	0	37.36	-	-	-	-	68.2	-30.84	0-360	200	H
4	6.471	31.29	PK	35.6	-29.5	0	37.39	-	-	-	-	68.2	-30.81	0-360	200	V
2	9.623	28.3	PK	36.7	-25.4	0	39.6	-	-	-	-	68.2	-28.6	0-360	100	H
5	12.955	30.48	PK	39.1	-27.1	0	42.48	-	-	-	-	68.2	-25.72	0-360	100	V
3	16.985	27.9	PK	41.3	-23.7	0	45.5	-	-	-	-	68.2	-22.7	0-360	200	H
6	17.086	28.39	PK	41.5	-23.5	0	46.39	-	-	-	-	68.2	-21.81	0-360	200	V

PK - Peak detector

UL VERIFICATION SERVICES INC. FORM NO: CCSUP4701J
47173 BENICIA STREET, FREMONT, CA 94538, USA TEL: (510) 771-1000 FAX: (510) 661-0888
This report shall not be reproduced except in full, without the written approval of UL Verification Services Inc.

MID CHANNEL HORIZONTAL

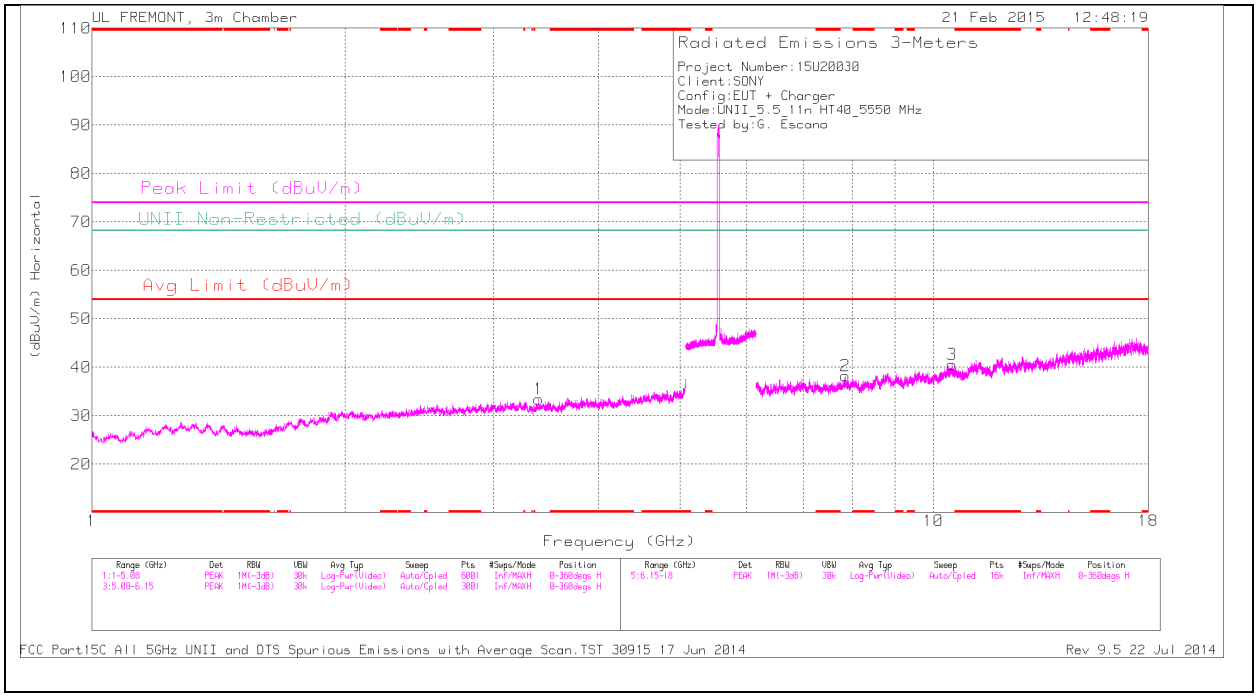

Note: Emission was scanned up to 40GHz; No emissions were detected above the noise floor which was at least 20dB below the specification limit.

This report shall not be reproduced except in full, without the written approval of UL Verification Services Inc.

MID CHANNEL VERTICAL

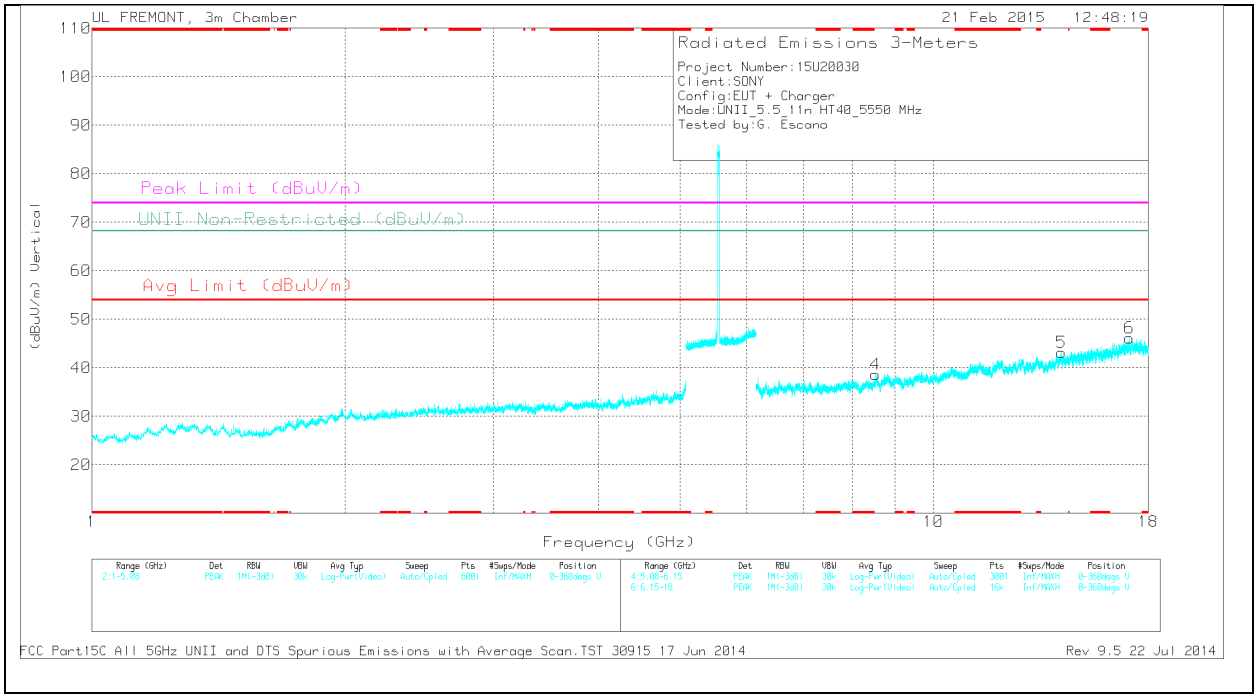

Note: Emission was scanned up to 40GHz; No emissions were detected above the noise floor which was at least 20dB below the specification limit.

UL VERIFICATION SERVICES INC. FORM NO: CCSUP4701J
47173 BENICIA STREET, FREMONT, CA 94538, USA TEL: (510) 771-1000 FAX: (510) 661-0888
This report shall not be reproduced except in full, without the written approval of UL Verification Services Inc.

MID CHANNEL DATA

TRACE MARKERS

Marker	Frequency (GHz)	Meter Reading (dBuV)	Det	AF T119 (dB/m)	Amp/Cbl/ Fltr/Pad (dB)	DC Corr (dB)	Corrected Reading (dBuV/m)	Avg Limit (dBuV/m)	Margin (dB)	Peak Limit (dBuV/m)	PK Margin (dB)	UNII Non-Restricted (dBuV/m)	PK Margin (dB)	Azimuth (Degs)	Height (cm)	Polarity
1	3.397	32.58	PK	32.7	-31.8	0	33.48	-	-	-	-	68.2	-34.72	0-360	200	H
2	7.855	30.16	PK	35.8	-27.7	0	38.26	-	-	-	-	68.2	-29.94	0-360	200	H
4	8.537	29.28	PK	35.8	-26.4	0	38.68	-	-	-	-	68.2	-29.52	0-360	200	V
3	10.523	28.1	PK	37.5	-25	0	40.6	-	-	-	-	68.2	-27.6	0-360	200	H
5	14.205	31.19	PK	39.1	-27.1	0	43.19	-	-	-	-	68.2	-25.01	0-360	200	V
6	17.083	28.33	PK	41.4	-23.6	0	46.13	-	-	-	-	68.2	-22.07	0-360	100	V

PK - Peak detector

UL VERIFICATION SERVICES INC. FORM NO: CCSUP4701J
47173 BENICIA STREET, FREMONT, CA 94538, USA TEL: (510) 771-1000 FAX: (510) 661-0888
This report shall not be reproduced except in full, without the written approval of UL Verification Services Inc.

HIGH CHANNEL HORIZONTAL

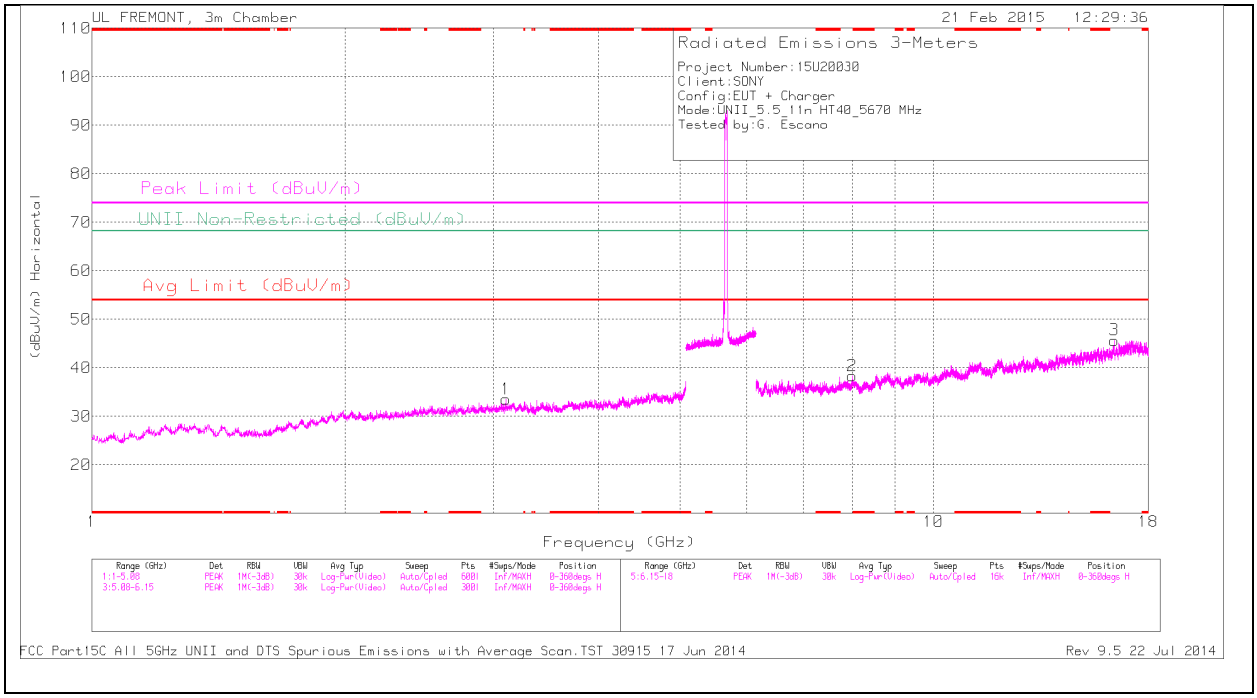

Note: Emission was scanned up to 40GHz; No emissions were detected above the noise floor which was at least 20dB below the specification limit.

UL VERIFICATION SERVICES INC. FORM NO: CCSUP4701J
47173 BENICIA STREET, FREMONT, CA 94538, USA TEL: (510) 771-1000 FAX: (510) 661-0888
This report shall not be reproduced except in full, without the written approval of UL Verification Services Inc.

HIGH CHANNEL VERTICAL

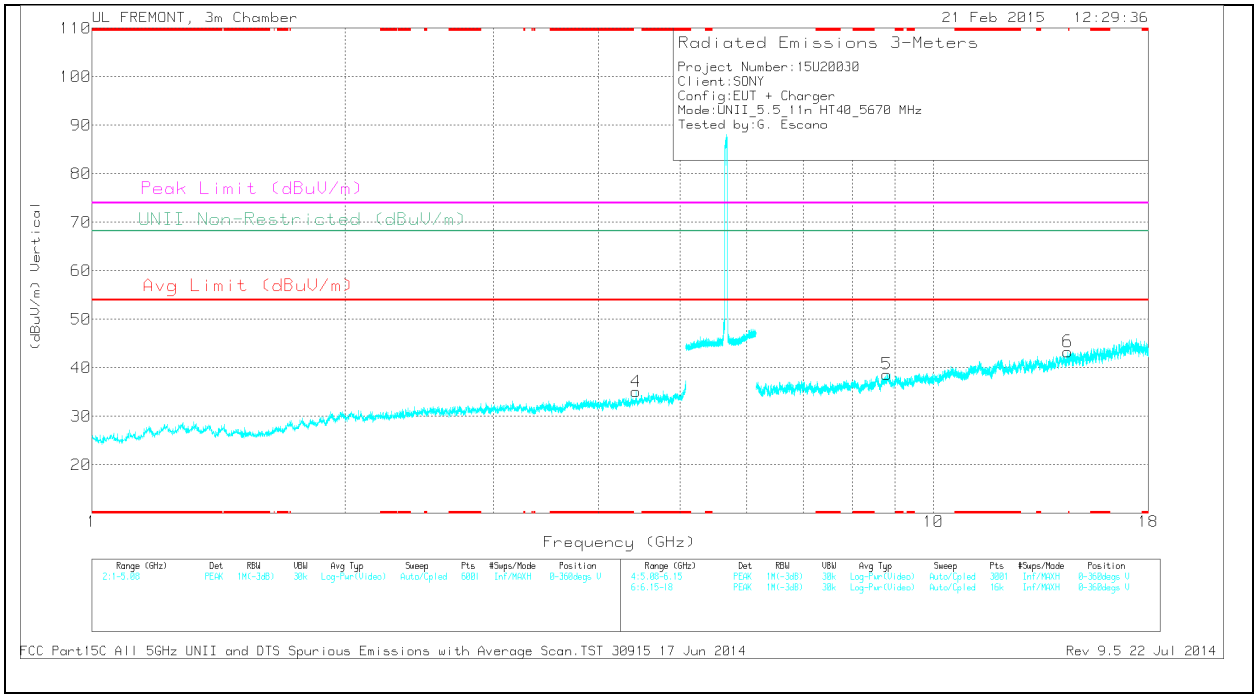

Note: Emission was scanned up to 40GHz; No emissions were detected above the noise floor which was at least 20dB below the specification limit.

UL VERIFICATION SERVICES INC. FORM NO: CCSUP4701J
47173 BENICIA STREET, FREMONT, CA 94538, USA TEL: (510) 771-1000 FAX: (510) 661-0888
This report shall not be reproduced except in full, without the written approval of UL Verification Services Inc.

HIGH CHANNEL DATA

TRACE MARKERS

Marker	Frequency (GHz)	Meter Reading (dBuV)	Det	AF T119 (dB/m)	Amp/Cbl/ Fltr/Pad (dB)	DC Corr (dB)	Corrected Reading (dBuV/m)	Avg Limit (dBuV/m)	Margin (dB)	Peak Limit (dBuV/m)	PK Margin (dB)	UNII Non-Restricted (dBuV/m)	PK Margin (dB)	Azimuth (Degs)	Height (cm)	Polarity
1	3.103	32.74	PK	32.8	-32	0	33.54	-	-	-	-	68.2	-34.66	0-360	100	H
4	4.435	31.98	PK	33.7	-30.6	0	35.08	-	-	-	-	68.2	-33.12	0-360	100	V
2	8.004	30.61	PK	35.8	-28.1	0	38.31	-	-	-	-	68.2	-29.89	0-360	100	H
5	8.798	28.59	PK	35.9	-25.8	0	38.69	-	-	-	-	68.2	-29.51	0-360	200	V
6	14.446	31.16	PK	39.6	-27.4	0	43.36	-	-	-	-	68.2	-24.84	0-360	100	V
3	16.394	29.2	PK	40.7	-24.2	0	45.7	-	-	-	-	68.2	-22.5	0-360	100	H

PK - Peak detector

UL VERIFICATION SERVICES INC. FORM NO: CCSUP4701J
47173 BENICIA STREET, FREMONT, CA 94538, USA TEL: (510) 771-1000 FAX: (510) 661-0888
This report shall not be reproduced except in full, without the written approval of UL Verification Services Inc.

11.2.4. TX ABOVE 1 GHz 802.11ac HT80 MODE IN THE 5.5 GHz BAND RESTRICTED BANDEDGE (LOW CHANNEL)

HORIZONTAL PEAK AND AVERAGE PLOT

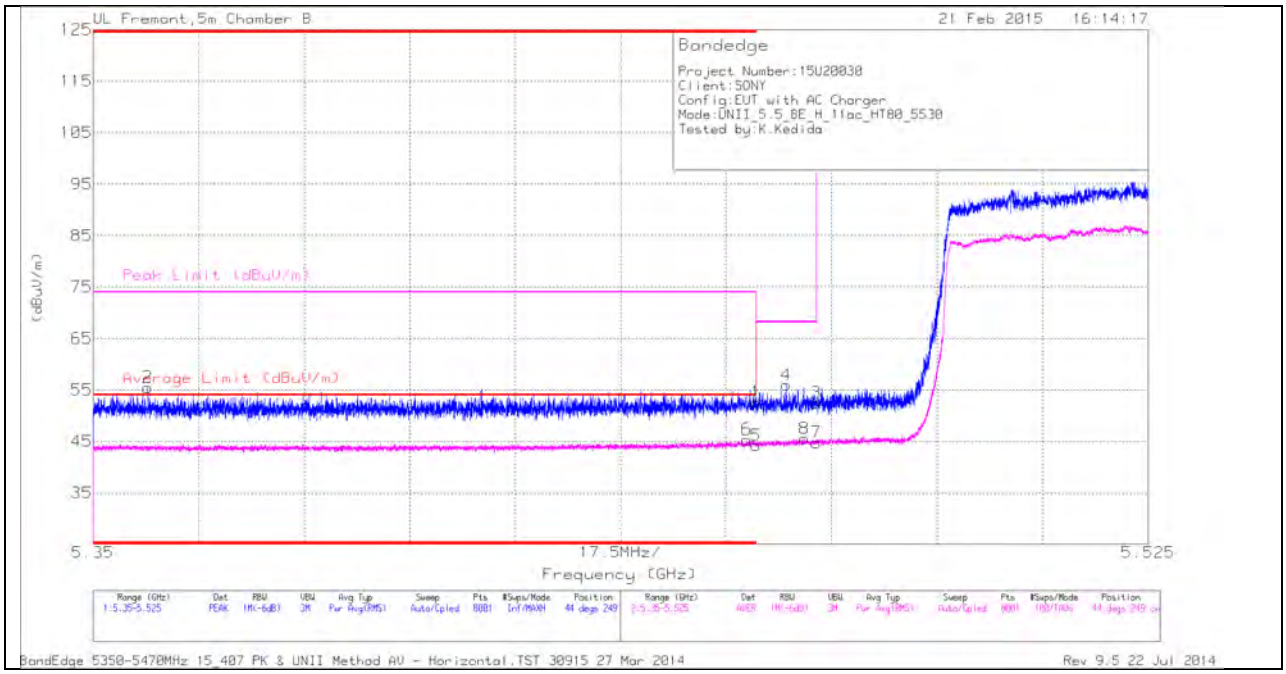

HORIZONTAL DATA

Marker	Frequency (GHz)	Meter Reading (dBuV)	Det	AF T345 (dB/m)	Amp/Cbl/Flt r/Pad (dB)	DC Corr (dB)	Corrected Reading (dBuV/m)	Average Limit (dBuV/m)	Margin (dB)	Peak Limit (dBuV/m)	PK Margin (dB)	Azimuth (Degs)	Height (cm)	Polarity
1	* 5.46	38.28	PK	34.5	-20.2	0	52.58	-	-	74	-21.42	44	249	H
2	* 5.359	40.98	PK	34.5	-20	0	55.48	-	-	74	-18.52	44	249	H
5	* 5.46	29.63	RMS	34.5	-20.2	.24	44.17	54	-9.83	-	-	44	249	H
6	* 5.458	30.79	RMS	34.5	-20.2	.24	45.33	54	-8.67	-	-	44	249	H
4	5.465	41.63	PK	34.5	-20.2	0	55.93	-	-	68.2	-12.27	44	249	H
8	5.468	30.96	RMS	34.5	-20.2	.24	45.50	-	-	-	-	44	249	H
3	5.47	38.15	PK	34.5	-20.2	0	52.45	-	-	68.2	-15.75	44	249	H
7	5.47	30.2	RMS	34.5	-20.2	.24	44.74	-	-	-	-	44	249	H

* - indicates frequency in CFR15.205/IC7.2.2 Restricted Band

PK - Peak detector

RMS - RMS detection

This report shall not be reproduced except in full, without the written approval of UL Verification Services Inc.

VERTICAL PEAK AND AVERAGE PLOT

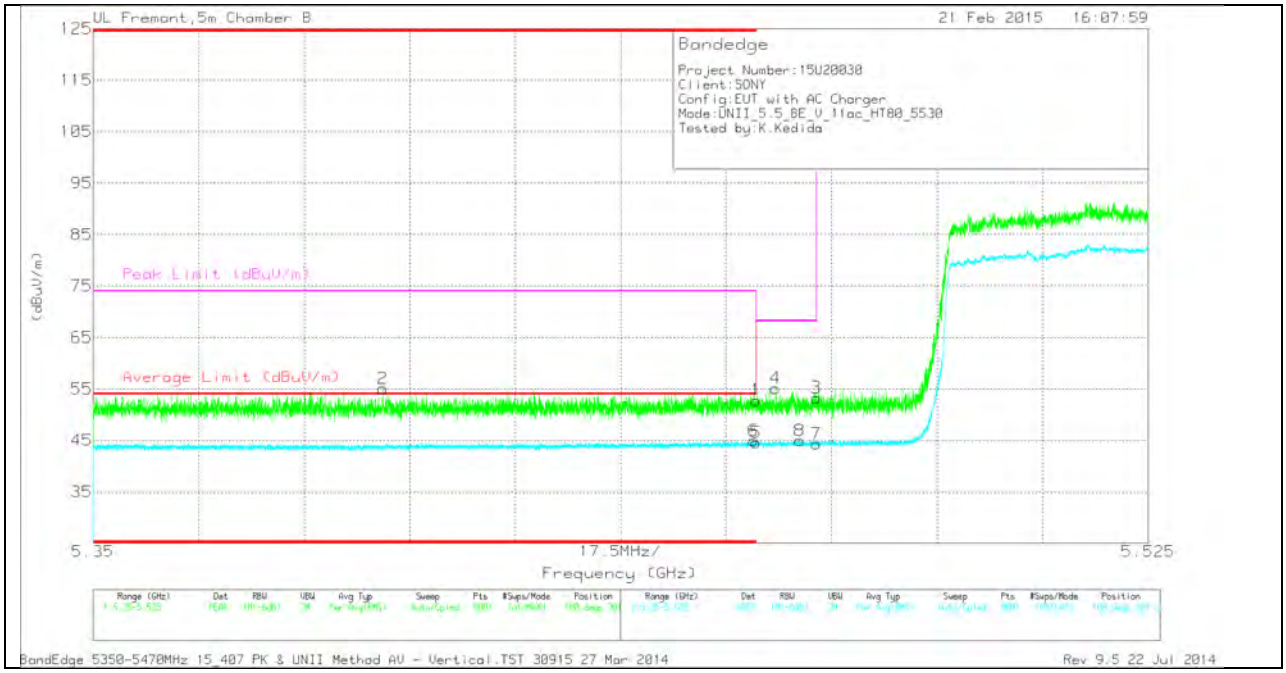

VERTICAL DATA

Marker	Frequency (GHz)	Meter Reading (dBuV)	Det	AF T345 (dB/m)	Amp/Cbl/Flt r/Pad (dB)	DC Corr (dB)	Corrected Reading (dBuV/m)	Average Limit (dBuV/m)	Margin (dB)	Peak Limit (dBuV/m)	PK Margin (dB)	Azimuth (Degs)	Height (cm)	Polarity
1	* 5.46	38.5	PK	34.5	-20.2	0	52.8	-	-	74	-21.2	100	301	V
2	* 5.398	40.65	PK	34.5	-20.1	0	55.05	-	-	74	-18.95	100	301	V
5	* 5.46	30.02	RMS	34.5	-20.2	.24	44.56	54	-9.44	-	-	100	301	V
6	* 5.46	30.36	RMS	34.5	-20.2	.24	44.90	54	-9.10	-	-	100	301	V
4	5.463	40.81	PK	34.5	-20.2	0	55.11	-	-	68.2	-13.09	100	301	V
8	5.467	30.39	RMS	34.5	-20.2	.24	44.93	-	-	-	-	100	301	V
3	5.47	38.99	PK	34.5	-20.2	0	53.29	-	-	68.2	-14.91	100	301	V
7	5.47	29.74	RMS	34.5	-20.2	.24	44.28	-	-	-	-	100	301	V

* - indicates frequency in CFR15.205/IC7.2.2 Restricted Band

PK - Peak detector

RMS - RMS detection

This report shall not be reproduced except in full, without the written approval of UL Verification Services Inc.

HORIZONTAL PEAK PLOT

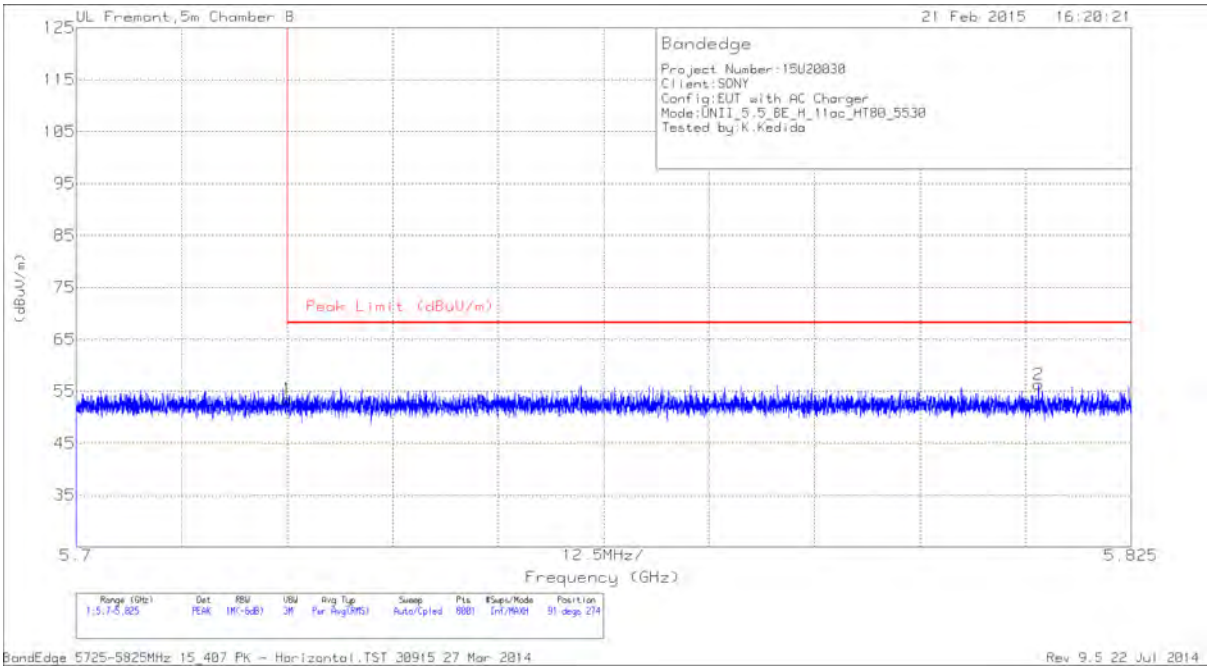

HORIZONTAL DATA

Marker	Frequency (GHz)	Meter Reading (dBuV)	Det	AF T345 (dB/m)	Amp/Cbl/Filtr/Pad (dB)	DC Corr (dB)	Corrected Reading (dBuV/m)	Peak Limit (dBuV/m)	PK Margin (dB)	Azimuth (Degs)	Height (cm)	Polarity
1	5.725	38.77	PK	34.6	-19.9	0	53.47	68.2	-14.73	91	274	H
2	5.814	41.23	PK	34.7	-19.6	0	56.33	68.2	-11.87	91	274	H

PK - Peak detector

This report shall not be reproduced except in full, without the written approval of UL Verification Services Inc.

VERTICAL PEAK PLOT

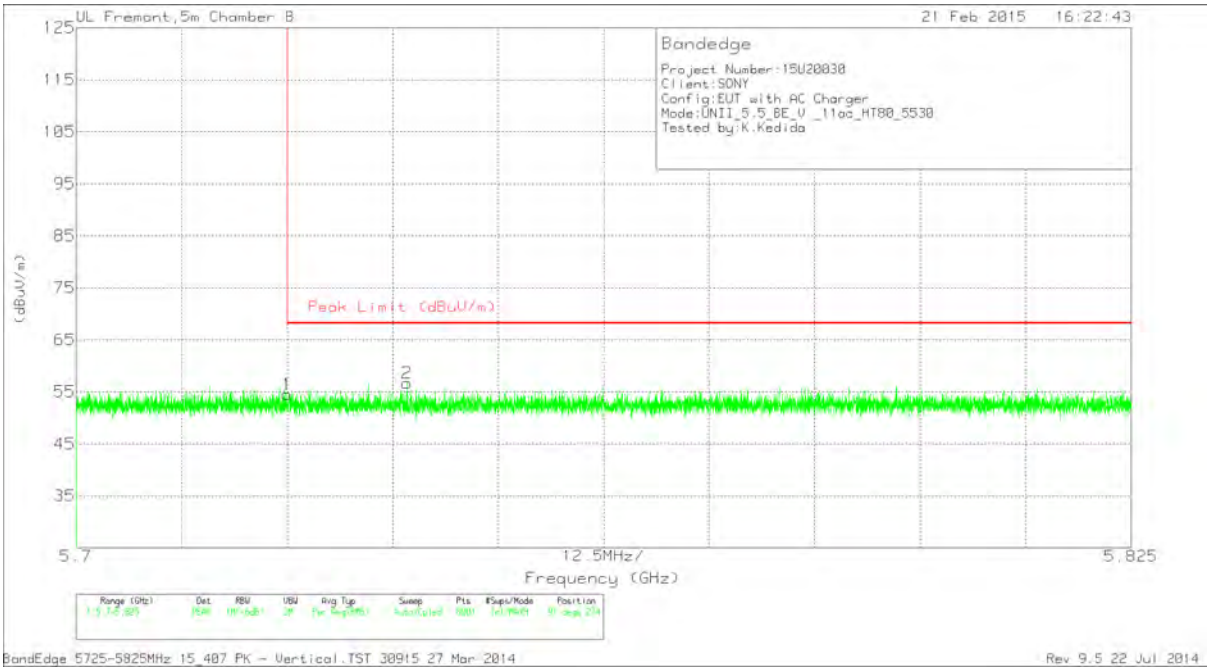

VERTICAL DATA

Marker	Frequency (GHz)	Meter Reading (dBuV)	Det	AF T345 (dB/m)	Amp/Cbl/Filtr/Pad (dB)	DC Corr (dB)	Corrected Reading (dBuV/m)	Peak Limit (dBuV/m)	PK Margin (dB)	Azimuth (Degs)	Height (cm)	Polarity
1	5.725	39.83	PK	34.6	-19.9	0	54.53	68.2	-13.67	91	274	V
2	5.739	42	PK	34.6	-19.9	0	56.7	68.2	-11.5	91	274	V

PK - Peak detector

This report shall not be reproduced except in full, without the written approval of UL Verification Services Inc.

HARMONICS AND SPURIOUS EMISSIONS

LOW CHANNEL HORIZONTAL

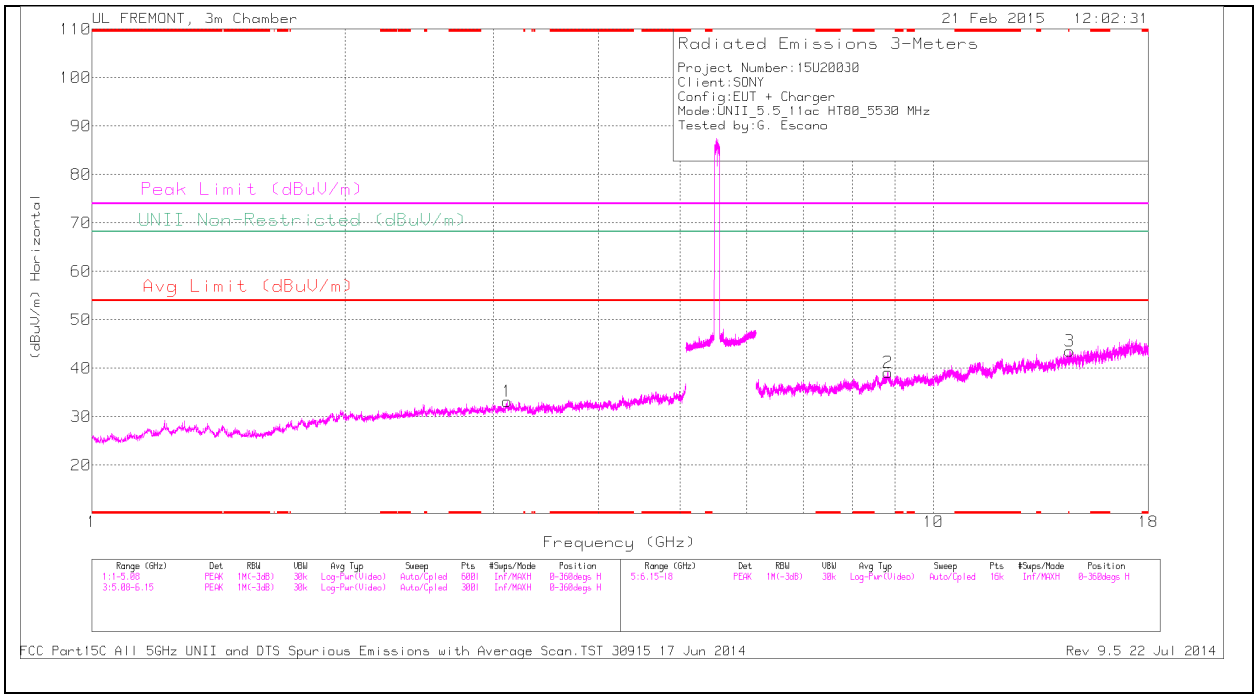

Note: Emission was scanned up to 40GHz; No emissions were detected above the noise floor which was at least 20dB below the specification limit.

This report shall not be reproduced except in full, without the written approval of UL Verification Services Inc.

LOW CHANNEL VERTICAL

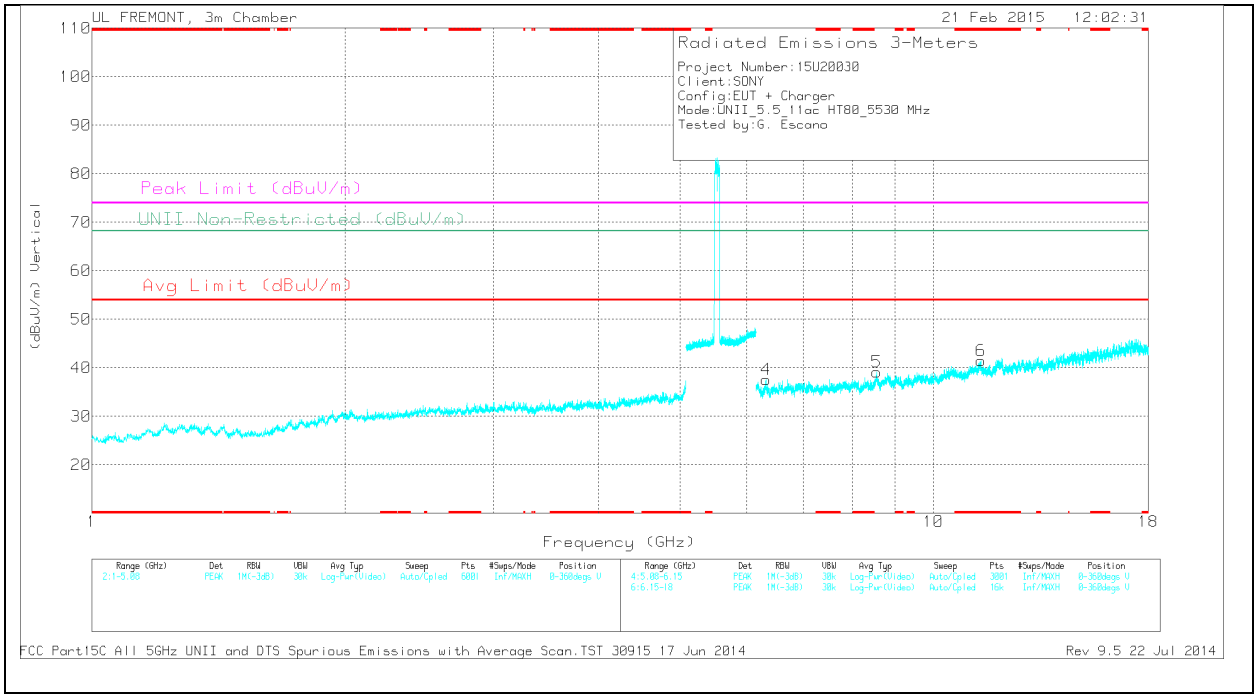

Note: Emission was scanned up to 40GHz; No emissions were detected above the noise floor which was at least 20dB below the specification limit.

UL VERIFICATION SERVICES INC. FORM NO: CCSUP4701J
47173 BENICIA STREET, FREMONT, CA 94538, USA TEL: (510) 771-1000 FAX: (510) 661-0888
This report shall not be reproduced except in full, without the written approval of UL Verification Services Inc.

LOW CHANNEL DATA

TRACE MARKERS

Marker	Frequency (GHz)	Meter Reading (dBuV)	Det	AF T119 (dB/m)	Amp/Cbl/ Fltr/Pad (dB)	DC Corr (dB)	Corrected Reading (dBuV/m)	Avg Limit (dBuV/m)	Margin (dB)	Peak Limit (dBuV/m)	PK Margin (dB)	UNII Non-Restricted (dBuV/m)	PK Margin (dB)	Azimuth (Degs)	Height (cm)	Polarity
6	* 11.381	29.19	PK	38.2	-25.9	0	41.49	-	-	74	-32.51	-	-	0-360	200	V
1	3.114	32.6	PK	32.7	-32.1	0	33.2	-	-	-	-	68.2	-35	0-360	200	H
4	6.323	31.52	PK	35.4	-29.3	0	37.62	-	-	-	-	68.2	-30.58	0-360	200	V
5	8.564	29.56	PK	35.8	-26.2	0	39.16	-	-	-	-	68.2	-29.04	0-360	100	V
2	8.826	29.06	PK	35.9	-25.8	0	39.16	-	-	-	-	68.2	-29.04	0-360	100	H
3	14.52	31	PK	39.7	-27.2	0	43.5	-	-	-	-	68.2	-24.7	0-360	200	H

* - indicates frequency in CFR15.205/IC7.2.2 Restricted Band

PK - Peak detector

Radiated Emissions

Frequency (GHz)	Meter Reading (dBuV)	Det	AF T119 (dB/m)	Amp/Cbl/Fl tr/Pad (dB)	DC Corr (dB)	Corrected Reading (dBuV/m)	Avg Limit (dBuV/m)	Margin (dB)	Peak Limit (dBuV/m)	PK Margin (dB)	UNII Non-Restricted (dBuV/m)	PK Margin (dB)	Azimuth (Degs)	Height (cm)	Polarity
* 11.381	37.15	PK1	38.2	-25.9	0	49.45	-	-	74	-24.55	-	-	334	110	V
* 11.381	25.02	AD1	38.2	-25.9	.24	37.56	54	-16.44	-	-	-	-	334	110	V

* - indicates frequency in CFR15.205/IC7.2.2 Restricted Band

PK1 - KDB789033 Method: Peak

AD1 - KDB789033 Method: AD Primary Power Average

UL VERIFICATION SERVICES INC. FORM NO: CCSUP4701J
47173 BENICIA STREET, FREMONT, CA 94538, USA TEL: (510) 771-1000 FAX: (510) 661-0888
This report shall not be reproduced except in full, without the written approval of UL Verification Services Inc.

11.3. 5.8 GHz

11.3.1. TX ABOVE 1 GHz 802.11a MODE IN THE 5.8 GHz BAND

HARMONICS AND SPURIOUS EMISSIONS

HORIZONTAL PEAK PLOT

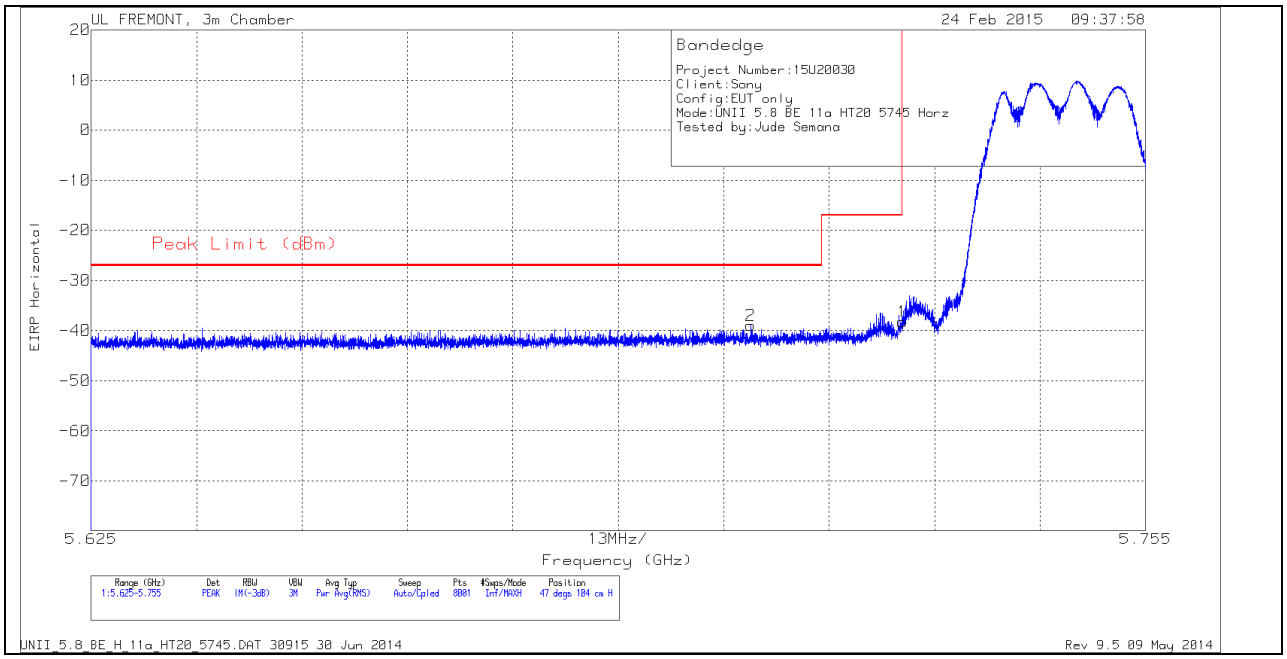

HORIZONTAL DATA

Marker	Frequency (GHz)	Meter Reading (dBm)	Det	AF T119 (dB/m)	Amp/Cbl/ Fltr/Pad (dB)	Conversion Factor (dB)	DC Corr (dB)	Corrected Reading EIRP	Peak Limit (dBm)	PK Margin (dB)	Azimuth (Degs)	Height (cm)	Polarity
2	5.706	-64.43	PK	34.7	-21	11.8	0	-38.93	-27	-11.93	47	104	H
1	5.725	-63.74	PK	34.8	-21.1	11.8	0	-38.24	-17	-21.24	47	104	H

PK - Peak detector

This report shall not be reproduced except in full, without the written approval of UL Verification Services Inc.

VERTICAL PEAK PLOT

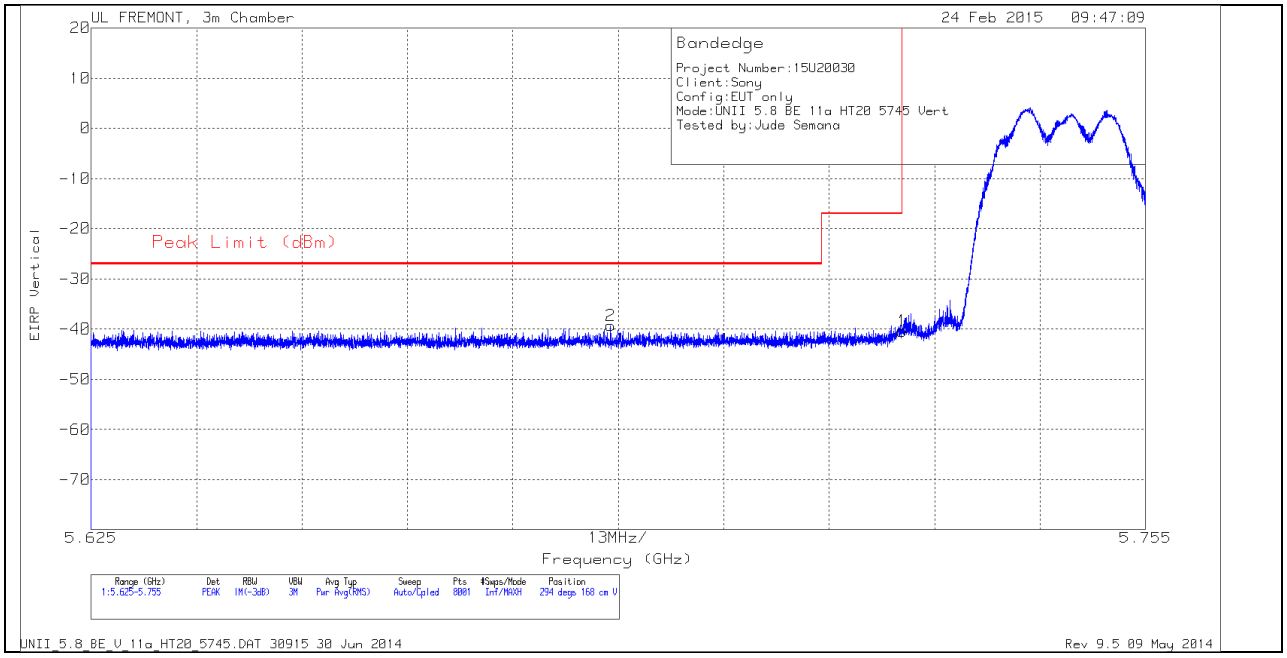

VERTICAL DATA

Marker	Frequency (GHz)	Meter Reading (dBm)	Det	AF T119 (dB/m)	Amp/Cbl/ Fltr/Pad (dB)	Conversion Factor (dB)	DC Corr (dB)	Corrected Reading EIRP	Peak Limit (dBm)	PK Margin (dB)	Azimuth (Degs)	Height (cm)	Polarity
2	5.689	-64.81	PK	34.7	-21	11.8	0	-39.31	-27	-12.31	294	168	V
1	5.725	-65.89	PK	34.8	-21.1	11.8	0	-40.39	-17	-23.39	294	168	V

PK - Peak detector

UL VERIFICATION SERVICES INC. FORM NO: CCSUP4701J
47173 BENICIA STREET, FREMONT, CA 94538, USA TEL: (510) 771-1000 FAX: (510) 661-0888
This report shall not be reproduced except in full, without the written approval of UL Verification Services Inc.

AUTHORIZED BANDEDGE (HIGH CHANNEL)

HORIZONTAL PEAK PLOT

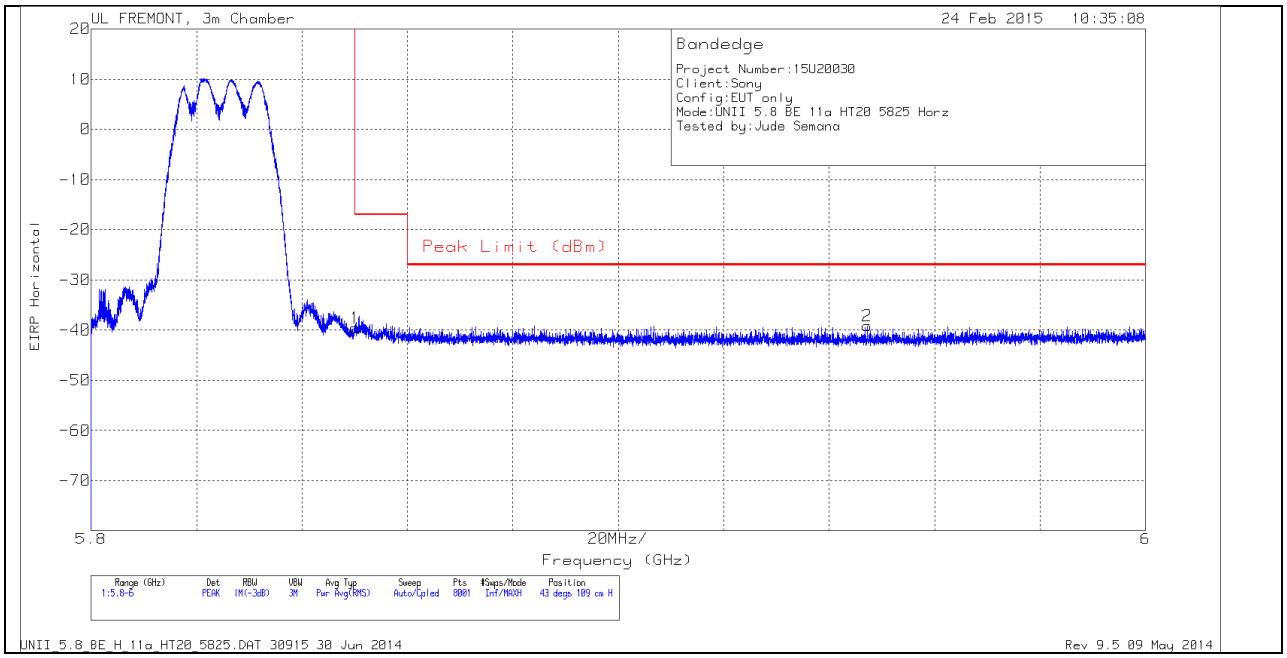

HORIZONTAL DATA

Marker	Frequency (GHz)	Meter Reading (dBm)	Det	AF T119 (dB/m)	Amp/Cbl/ Fltr/Pad (dB)	Conversion Factor (dB)	DC Corr (dB)	Corrected Reading EIRP	Peak Limit (dBm)	PK Margin (dB)	Azimuth (Degs)	Height (cm)	Polarity
1	5.85	-64.95	PK	34.9	-21.3	11.8	0	-39.55	-17	-22.55	43	109	H
2	5.947	-64.97	PK	35.1	-21.1	11.8	0	-39.17	-27	-12.17	43	109	H

PK - Peak detector

UL VERIFICATION SERVICES INC. FORM NO: CCSUP4701J
47173 BENICIA STREET, FREMONT, CA 94538, USA TEL: (510) 771-1000 FAX: (510) 661-0888
This report shall not be reproduced except in full, without the written approval of UL Verification Services Inc.

VERTICAL PEAK PLOT

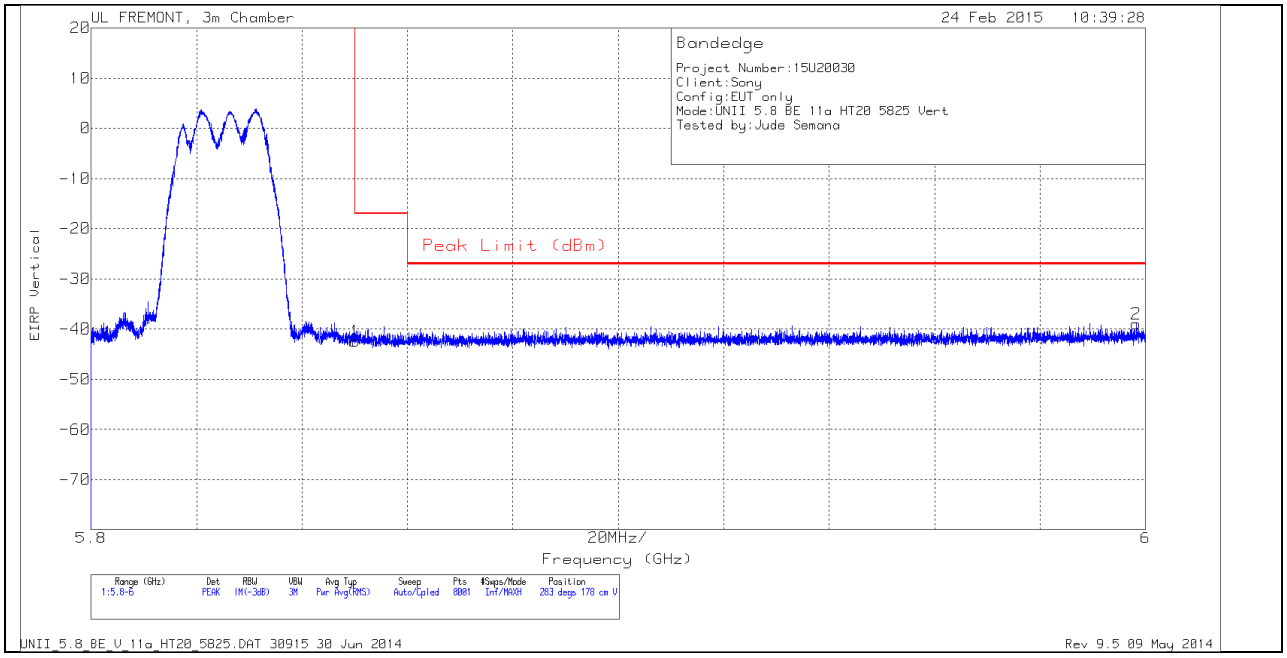

VERTICAL DATA

Marker	Frequency (GHz)	Meter Reading (dBm)	Det	AF T119 (dB/m)	Amp/Cbl/ Fltr/Pad (dB)	Conversion Factor (dB)	DC Corr (dB)	Corrected Reading EIRP	Peak Limit (dBm)	PK Margin (dB)	Azimuth (Degs)	Height (cm)	Polarity
1	5.85	-67.83	PK	34.9	-21.3	11.8	0	-42.43	-17	-25.43	283	178	V
2	5.998	-65.26	PK	35.2	-20.7	11.8	0	-38.96	-27	-11.96	283	178	V

PK - Peak detector

This report shall not be reproduced except in full, without the written approval of UL Verification Services Inc.

LOW CHANNEL HORIZONTAL

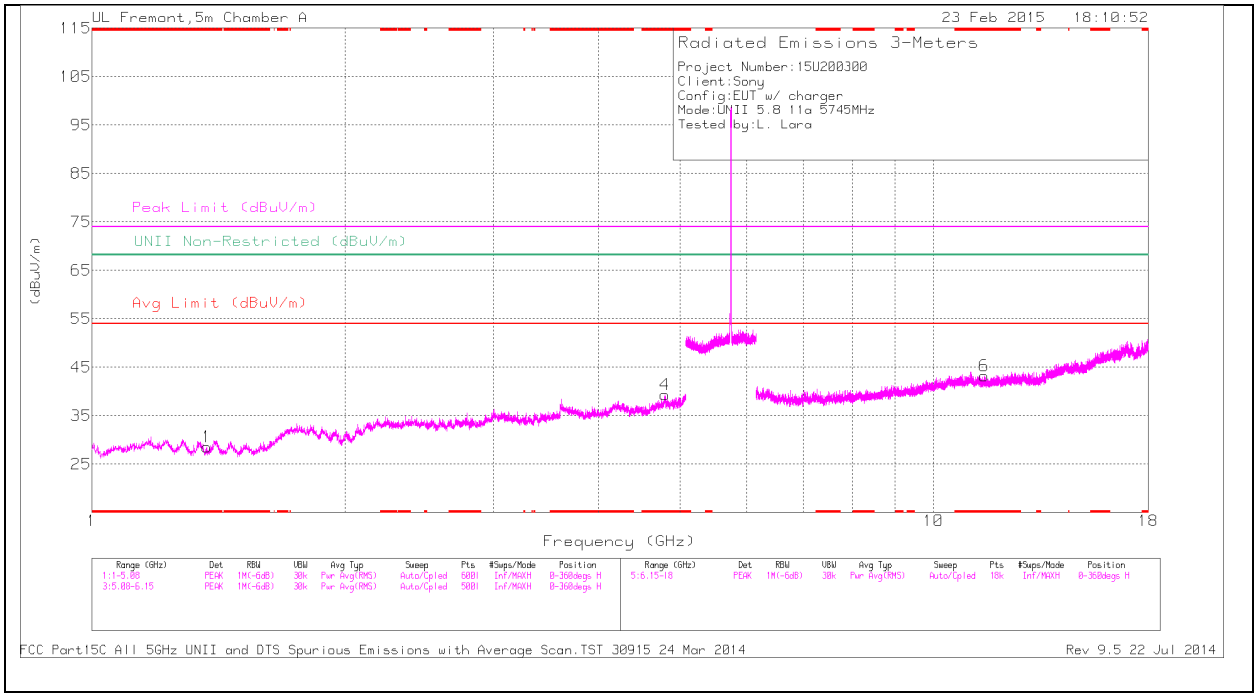

Note: Emission was scanned up to 40GHz; No emissions were detected above the noise floor which was at least 20dB below the specification limit.

UL VERIFICATION SERVICES INC. FORM NO: CCSUP4701J
47173 BENICIA STREET, FREMONT, CA 94538, USA TEL: (510) 771-1000 FAX: (510) 661-0888
This report shall not be reproduced except in full, without the written approval of UL Verification Services Inc.

LOW CHANNEL VERTICAL

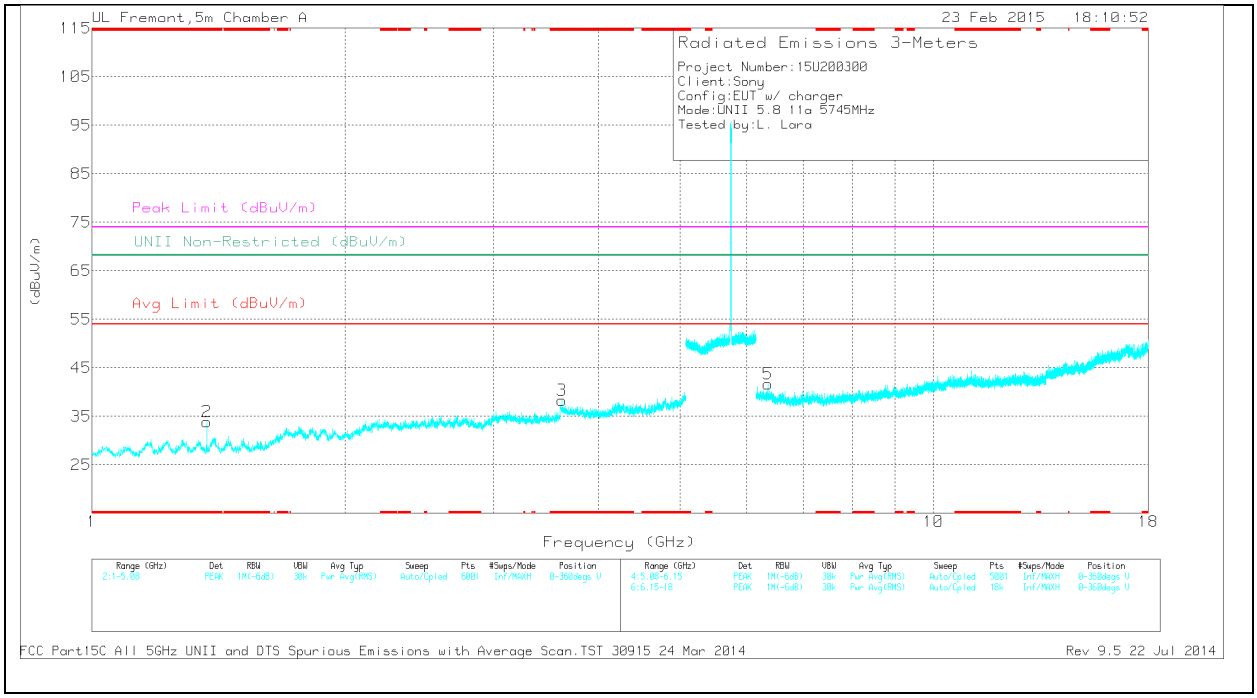

Note: Emission was scanned up to 40GHz; No emissions were detected above the noise floor which was at least 20dB below the specification limit.

This report shall not be reproduced except in full, without the written approval of UL Verification Services Inc.

LOW CHANNEL DATA

TRACE MARKERS

Marker	Frequency (GHz)	Meter Reading (dBuV)	Det	AF T711 (dB/m)	Amp/Cbl/Fltr /Pad (dB)	Corrected Reading (dBuV/m)	Avg Limit (dBuV/m)	Margin (dB)	Peak Limit (dBuV/m)	PK Margin (dB)	UNII Non-Restricted (dBuV/m)	PK Margin (dB)	Azimuth (Degs)	Height (cm)	Polarity
1	* 1.37	34.14	PK	28.4	-34	28.54	-	-	74	-45.46	-	-	0-360	201	H
4	* 4.796	33.6	PK	34	-28.3	39.3	-	-	74	-34.7	-	-	0-360	201	H
2	* 1.369	39.47	PK	28.4	-34	33.87	-	-	74	-40.13	-	-	0-360	100	V
3	* 3.616	35.56	PK	33.2	-30.5	38.26	-	-	74	-35.74	-	-	0-360	201	V
6	* 11.497	26.78	PK	38.1	-21.6	43.28	-	-	74	-30.72	-	-	0-360	100	H
5	6.361	32.13	PK	36	-26.5	41.63	-	-	-	-	68.2	-26.57	0-360	201	V

* - indicates frequency in CFR15.205/IC7.2.2 Restricted Band

PK - Peak detector

Radiated Emissions

Frequency (GHz)	Meter Reading (dBuV)	Det	AF T711 (dB/m)	Amp/Cbl/Fltr/Pad (dB)	Corrected Reading (dBuV/m)	Avg Limit (dBuV/m)	Margin (dB)	Peak Limit (dBuV/m)	PK Margin (dB)	UNII Non-Restricted (dBuV/m)	PK Margin (dB)	Azimuth (Degs)	Height (cm)	Polarity
* 11.5	33.23	PK1	38.1	-21.6	49.73	-	-	74	-24.27	-	-	84	174	H
* 11.492	22.36	AD1	38.1	-21.7	38.76	54	-15.24	-	-	-	-	84	174	H

* - indicates frequency in CFR15.205/IC7.2.2 Restricted Band

PK1 - KDB789033 Method: Peak

AD1 - KDB789033 Method: AD Primary Power Average

UL VERIFICATION SERVICES INC. FORM NO: CCSUP4701J
47173 BENICIA STREET, FREMONT, CA 94538, USA TEL: (510) 771-1000 FAX: (510) 661-0888
This report shall not be reproduced except in full, without the written approval of UL Verification Services Inc.

MID CHANNEL HORIZONTAL

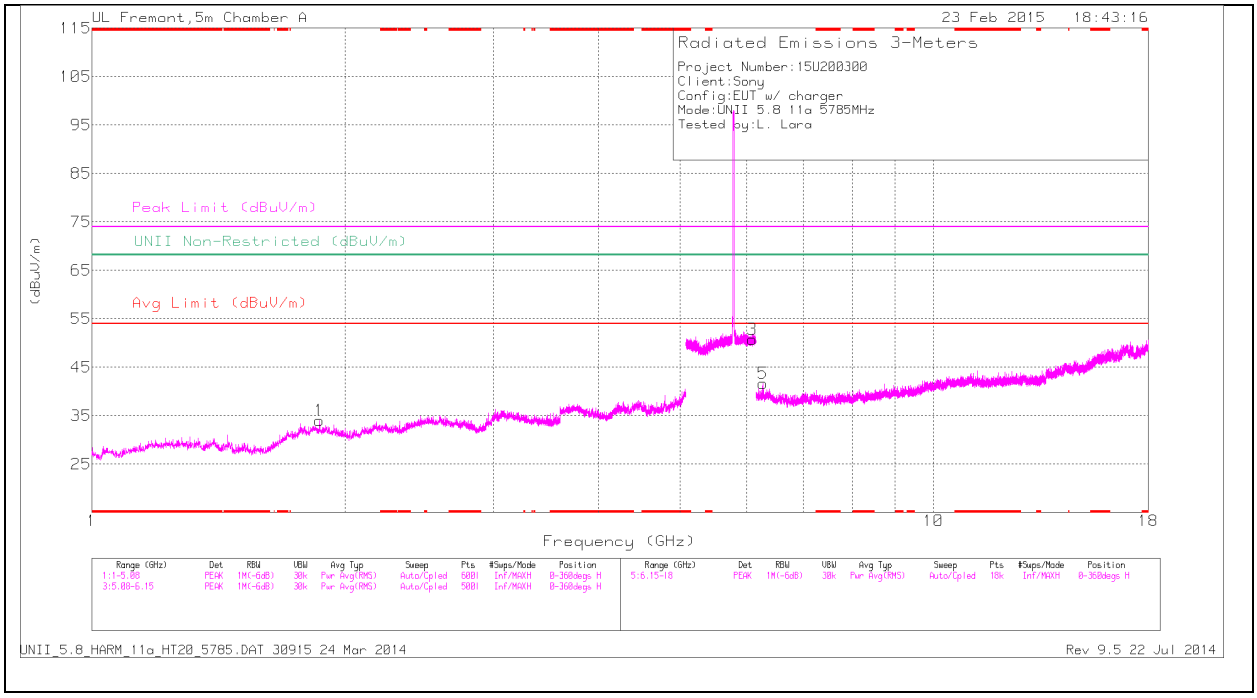

Note: Emission was scanned up to 40GHz; No emissions were detected above the noise floor which was at least 20dB below the specification limit.

This report shall not be reproduced except in full, without the written approval of UL Verification Services Inc.

MID CHANNEL VERTICAL

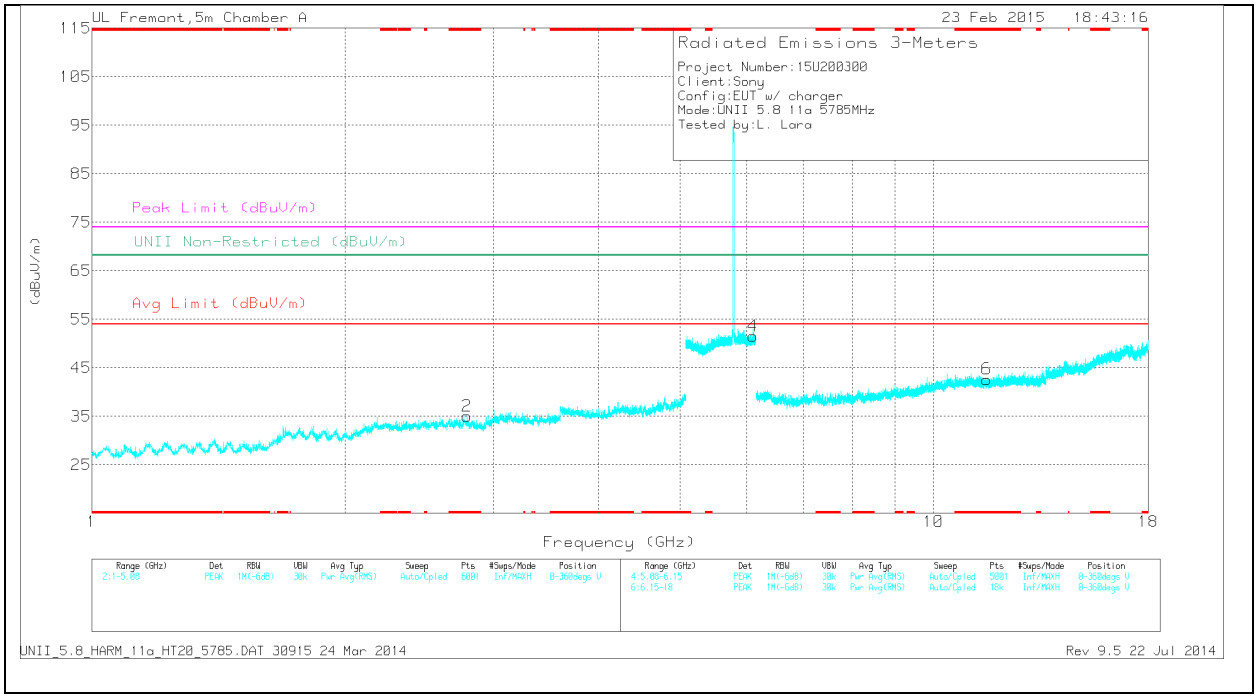

Note: Emission was scanned up to 40GHz; No emissions were detected above the noise floor which was at least 20dB below the specification limit.

This report shall not be reproduced except in full, without the written approval of UL Verification Services Inc.

MID CHANNEL DATA

TRACE MARKERS

Marker	Frequency (GHz)	Meter Reading (dBuV)	Det	AF T711 (dB/m)	Amp/Cbl/Fltr /Pad (dB)	Corrected Reading (dBuV/m)	Avg Limit (dBuV/m)	Margin (dB)	Peak Limit (dBuV/m)	PK Margin (dB)	UNII Non-Restricted (dBuV/m)	PK Margin (dB)	Azimuth (Degs)	Height (cm)	Polarity
2	* 2.79	33.65	PK	32.4	-31	35.05	-	-	74	-38.95	-	-	0-360	100	V
6	* 11.561	26.35	PK	38.1	-21.8	42.65	-	-	74	-31.35	-	-	0-360	201	V
1	1.864	35.85	PK	30.3	-32.1	34.05	-	-	-	-	68.2	-34.15	0-360	201	H
3	6.09	33.28	PK	35.7	-18.2	50.78	-	-	-	-	68.2	-17.42	0-360	100	H
4	6.102	33.74	PK	35.8	-18	51.54	-	-	-	-	68.2	-16.66	0-360	201	V
5	6.267	33.02	PK	36	-27.3	41.72	-	-	-	-	68.2	-26.48	0-360	201	H

* - indicates frequency in CFR15.205/IC7.2.2 Restricted Band

PK - Peak detector

Radiated Emissions

Frequency (GHz)	Meter Reading (dBuV)	Det	AF T711 (dB/m)	Amp/Cbl/Fltr/Pad (dB)	Corrected Reading (dBuV/m)	Avg Limit (dBuV/m)	Margin (dB)	Peak Limit (dBuV/m)	PK Margin (dB)	UNII Non-Restricted (dBuV/m)	PK Margin (dB)	Azimuth (Degs)	Height (cm)	Polarity
* 11.561	33.03	PK1	38.1	-21.8	49.33	-	-	74	-24.67	-	-	82	346	V
* 11.559	22.38	AD1	38.1	-21.9	38.58	54	-15.42	-	-	-	-	82	346	V

* - indicates frequency in CFR15.205/IC7.2.2 Restricted Band

PK1 - KDB789033 Method: Peak

AD1 - KDB789033 Method: AD Primary Power Average

UL VERIFICATION SERVICES INC. FORM NO: CCSUP4701J
47173 BENICIA STREET, FREMONT, CA 94538, USA TEL: (510) 771-1000 FAX: (510) 661-0888
This report shall not be reproduced except in full, without the written approval of UL Verification Services Inc.

HIGH CHANNEL HORIZONTAL

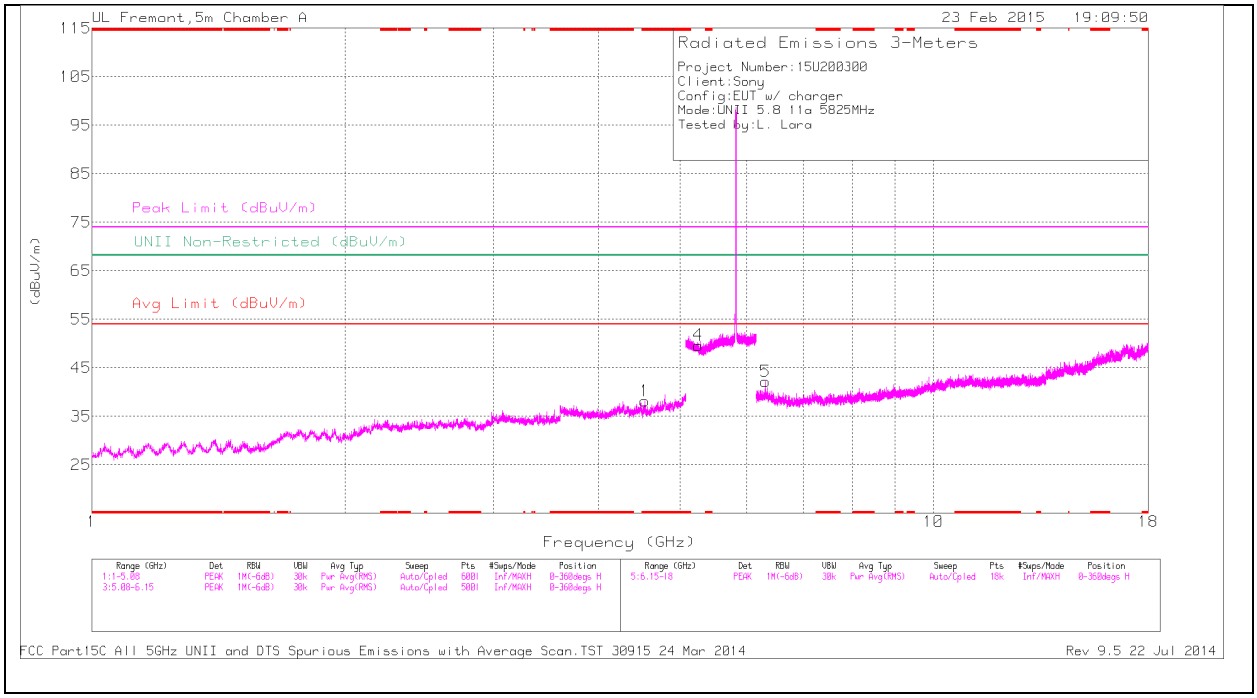

Note: Emission was scanned up to 40GHz; No emissions were detected above the noise floor which was at least 20dB below the specification limit.

UL VERIFICATION SERVICES INC. FORM NO: CCSUP4701J
47173 BENICIA STREET, FREMONT, CA 94538, USA TEL: (510) 771-1000 FAX: (510) 661-0888
This report shall not be reproduced except in full, without the written approval of UL Verification Services Inc.

HIGH CHANNEL VERTICAL

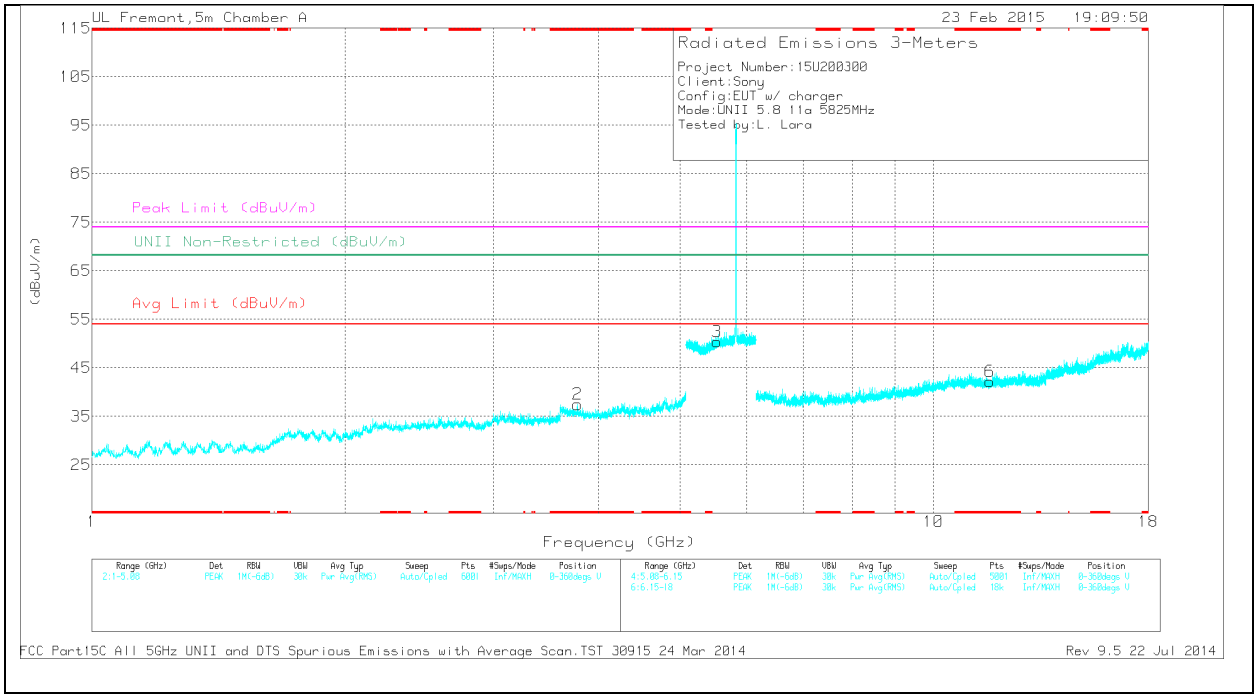

Note: Emission was scanned up to 40GHz; No emissions were detected above the noise floor which was at least 20dB below the specification limit.

UL VERIFICATION SERVICES INC. FORM NO: CCSUP4701J
47173 BENICIA STREET, FREMONT, CA 94538, USA TEL: (510) 771-1000 FAX: (510) 661-0888
This report shall not be reproduced except in full, without the written approval of UL Verification Services Inc.

HIGH CHANNEL DATA

TRACE MARKERS

Marker	Frequency (GHz)	Meter Reading (dBuV)	Det	AF T711 (dB/m)	Amp/Cbl/Fltr /Pad (dB)	Corrected Reading (dBuV/m)	Avg Limit (dBuV/m)	Margin (dB)	Peak Limit (dBuV/m)	PK Margin (dB)	UNII Non-Restricted (dBuV/m)	PK Margin (dB)	Azimuth (Degs)	Height (cm)	Polarity
6	* 11.659	25.84	PK	38.2	-21.8	42.24	-	-	74	-31.76	-	-	0-360	201	V
2	* 3.776	34.26	PK	32.9	-29.7	37.46	-	-	74	-36.54	-	-	0-360	100	V
1	* 4.543	33.69	PK	33.5	-29	38.19	-	-	74	-35.81	-	-	0-360	201	H
4	5.253	34.56	PK	34.3	-19.2	49.66	-	-	-	-	68.2	-18.54	0-360	201	H
3	5.533	34.64	PK	34.7	-19	50.34	-	-	-	-	68.2	-17.86	0-360	201	V
5	6.311	33.17	PK	36	-27	42.17	-	-	-	-	68.2	-26.03	0-360	201	H

* - indicates frequency in CFR15.205/IC7.2.2 Restricted Band

PK - Peak detector

Radiated Emissions

Frequency (GHz)	Meter Reading (dBuV)	Det	AF T711 (dB/m)	Amp/Cbl/Fltr/Pad (dB)	Corrected Reading (dBuV/m)	Avg Limit (dBuV/m)	Margin (dB)	Peak Limit (dBuV/m)	PK Margin (dB)	UNII Non-Restricted (dBuV/m)	PK Margin (dB)	Azimuth (Degs)	Height (cm)	Polarity
* 11.657	33.99	PK1	38.2	-21.8	50.39	-	-	74	-23.61	-	-	353	257	V
* 11.658	22.41	AD1	38.2	-21.8	38.81	54	-15.19	-	-	-	-	353	257	V

* - indicates frequency in CFR15.205/IC7.2.2 Restricted Band

PK1 - KDB789033 Method: Peak

AD1 - KDB789033 Method: AD Primary Power Average

UL VERIFICATION SERVICES INC. FORM NO: CCSUP4701J
47173 BENICIA STREET, FREMONT, CA 94538, USA TEL: (510) 771-1000 FAX: (510) 661-0888
This report shall not be reproduced except in full, without the written approval of UL Verification Services Inc.

11.3.2. TX ABOVE 1 GHz 802.11n HT20 MODE IN THE 5.8 GHz BAND

HARMONICS AND SPURIOUS EMISSIONS

HORIZONTAL PEAK PLOT

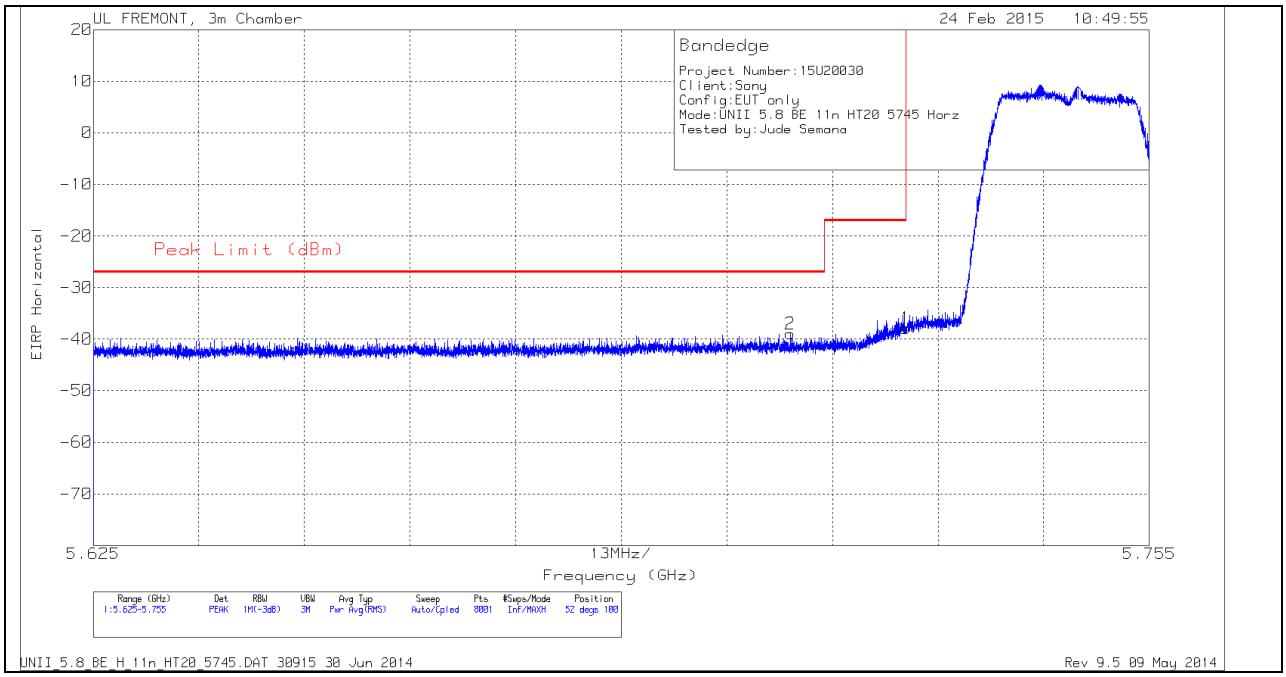

HORIZONTAL DATA

Marker	Frequency (GHz)	Meter Reading (dBm)	Det	AF T119 (dB/m)	Amp/Cbl/ Fltr/Pad (dB)	Conversion Factor (dB)	DC Corr (dB)	Corrected Reading EIRP	Peak Limit (dBm)	PK Margin (dB)	Azimuth (Degs)	Height (cm)	Polarity
2	5.711	-64.57	PK	34.8	-21	11.8	0	-38.97	-27	-11.97	52	100	H
1	5.725	-63.42	PK	34.8	-21.1	11.8	0	-37.92	-17	-20.92	52	100	H

PK - Peak detector

This report shall not be reproduced except in full, without the written approval of UL Verification Services Inc.

VERTICAL PEAK PLOT

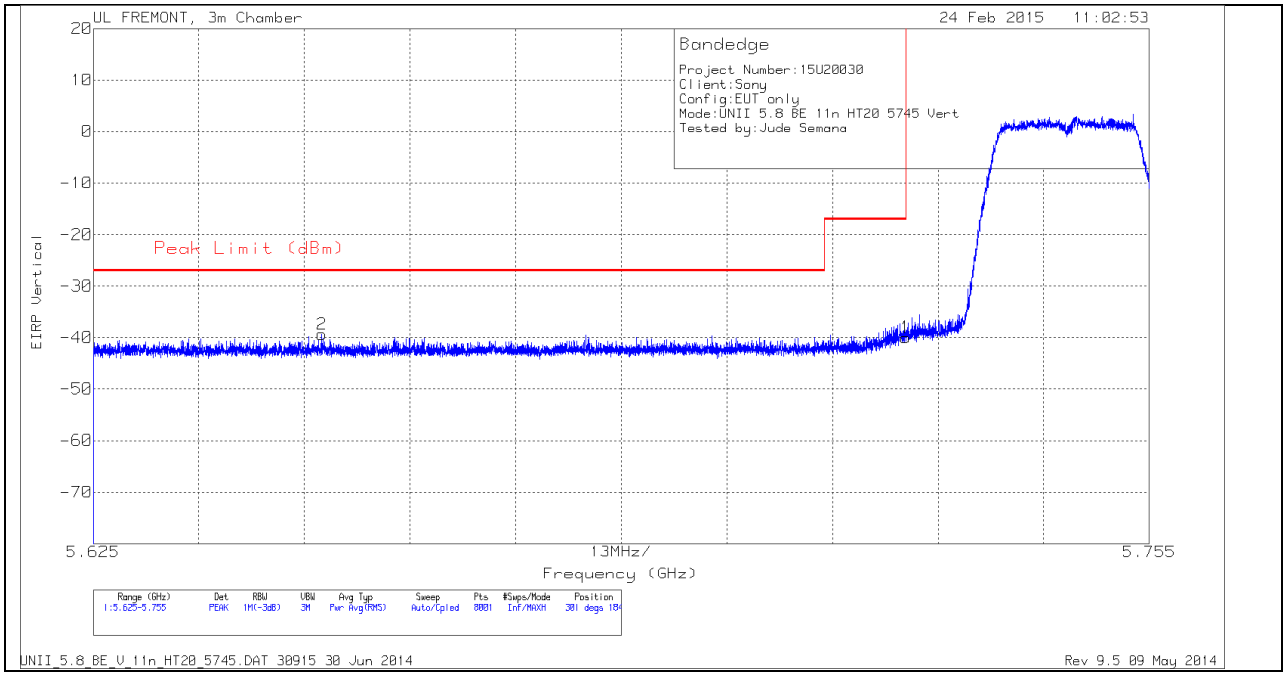

VERTICAL DATA

Marker	Frequency (GHz)	Meter Reading (dBm)	Det	AF T119 (dB/m)	Amp/Cbl/ Fltr/Pad (dB)	Conversion Factor (dB)	DC Corr (dB)	Corrected Reading EIRP	Peak Limit (dBm)	PK Margin (dB)	Azimuth (Degs)	Height (cm)	Polarity
2	5.653	-64.98	PK	34.7	-20.9	11.8	0	-39.38	-27	-12.38	301	184	V
1	5.725	-65.52	PK	34.8	-21.1	11.8	0	-40.02	-17	-23.02	301	184	V

PK - Peak detector

This report shall not be reproduced except in full, without the written approval of UL Verification Services Inc.

AUTHORIZED BANDEDGE (HIGH CHANNEL)

HORIZONTAL PEAK AND AVERAGE PLOT

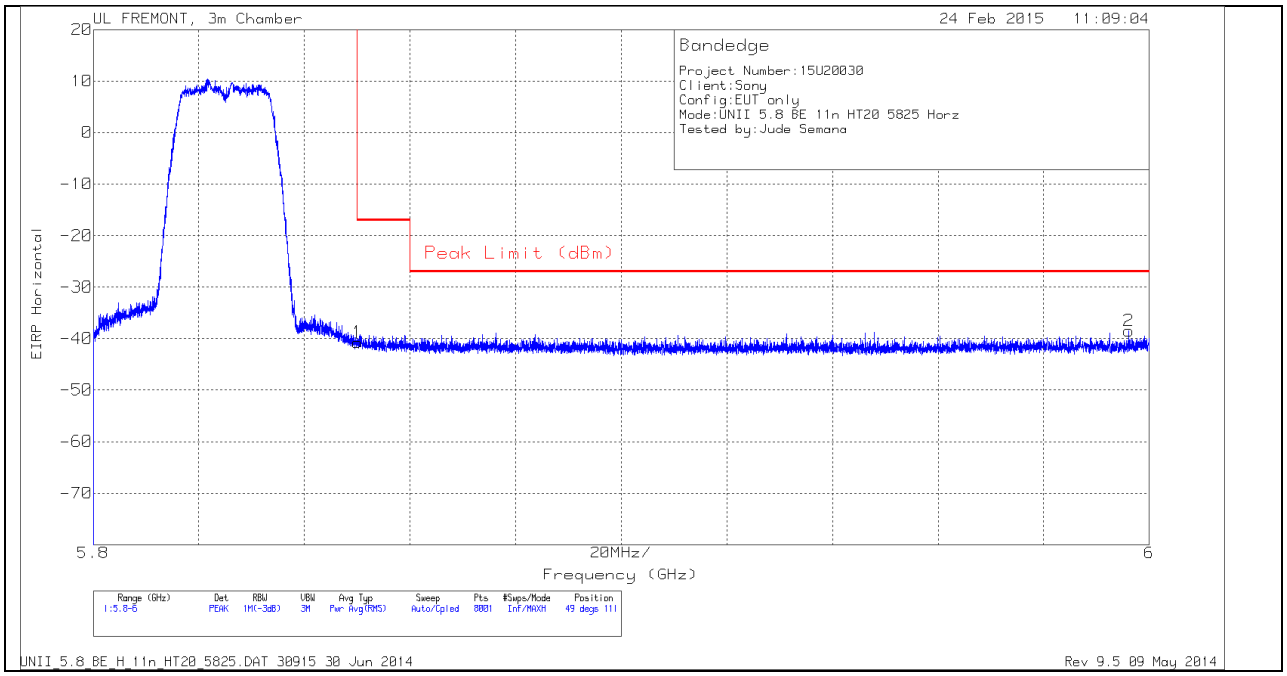

HORIZONTAL DATA

Marker	Frequency (GHz)	Meter Reading (dBm)	Det	AF T119 (dB/m)	Amp/Cbl/ Fltr/Pad (dB)	Conversion Factor (dB)	DC Corr (dB)	Corrected Reading EIRP	Peak Limit (dBm)	PK Margin (dB)	Azimuth (Degs)	Height (cm)	Polarity
1	5.85	-66.16	PK	34.9	-21.3	11.8	0	-40.76	-17	-23.76	49	111	H
2	5.996	-64.7	PK	35.2	-20.8	11.8	0	-38.5	-27	-11.5	49	111	H

PK - Peak detector

UL VERIFICATION SERVICES INC. FORM NO: CCSUP4701J
47173 BENICIA STREET, FREMONT, CA 94538, USA TEL: (510) 771-1000 FAX: (510) 661-0888
This report shall not be reproduced except in full, without the written approval of UL Verification Services Inc.

VERTICAL PEAK PLOT

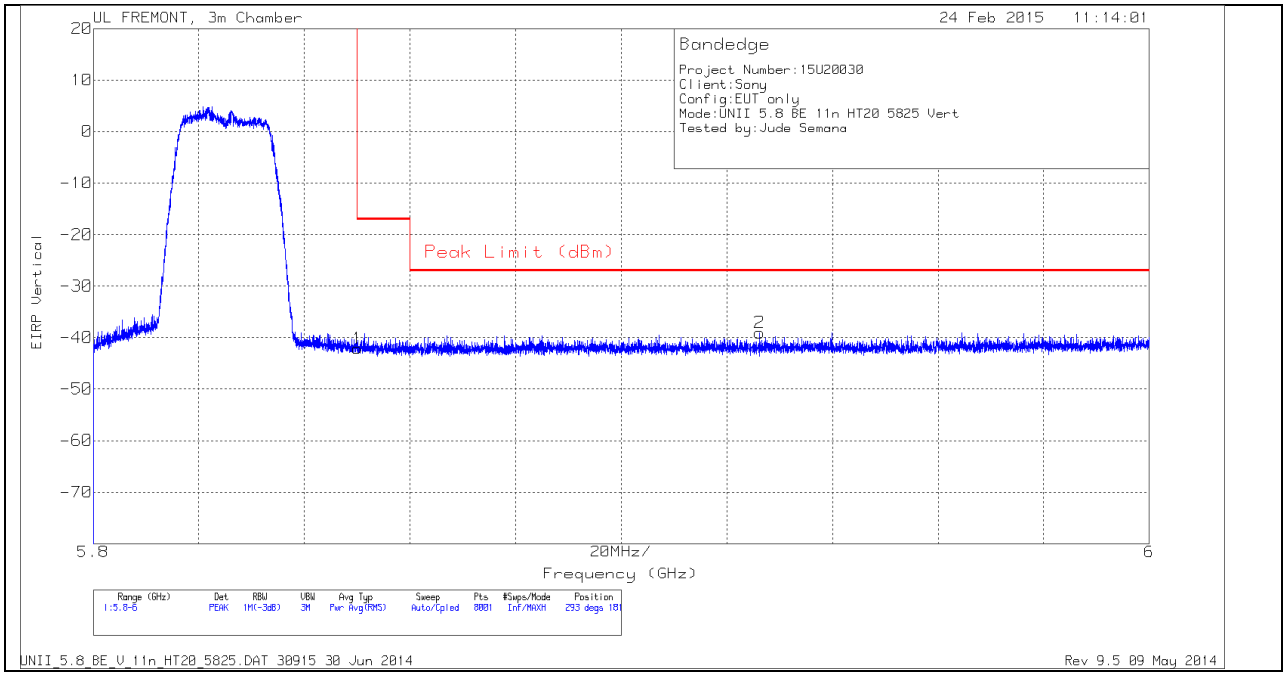

VERTICAL DATA

Marker	Frequency (GHz)	Meter Reading (dBm)	Det	AF T119 (dB/m)	Amp/Cbl/ Fltr/Pad (dB)	Conversion Factor (dB)	DC Corr (dB)	Corrected Reading EIRP	Peak Limit (dBm)	PK Margin (dB)	Azimuth (Degs)	Height (cm)	Polarity
1	5.85	-67.5	PK	34.9	-21.3	11.8	0	-42.1	-17	-25.1	293	181	V
2	5.926	-64.74	PK	35	-21.1	11.8	0	-39.04	-27	-12.04	293	181	V

PK - Peak detector

This report shall not be reproduced except in full, without the written approval of UL Verification Services Inc.

LOW CHANNEL HORIZONTAL

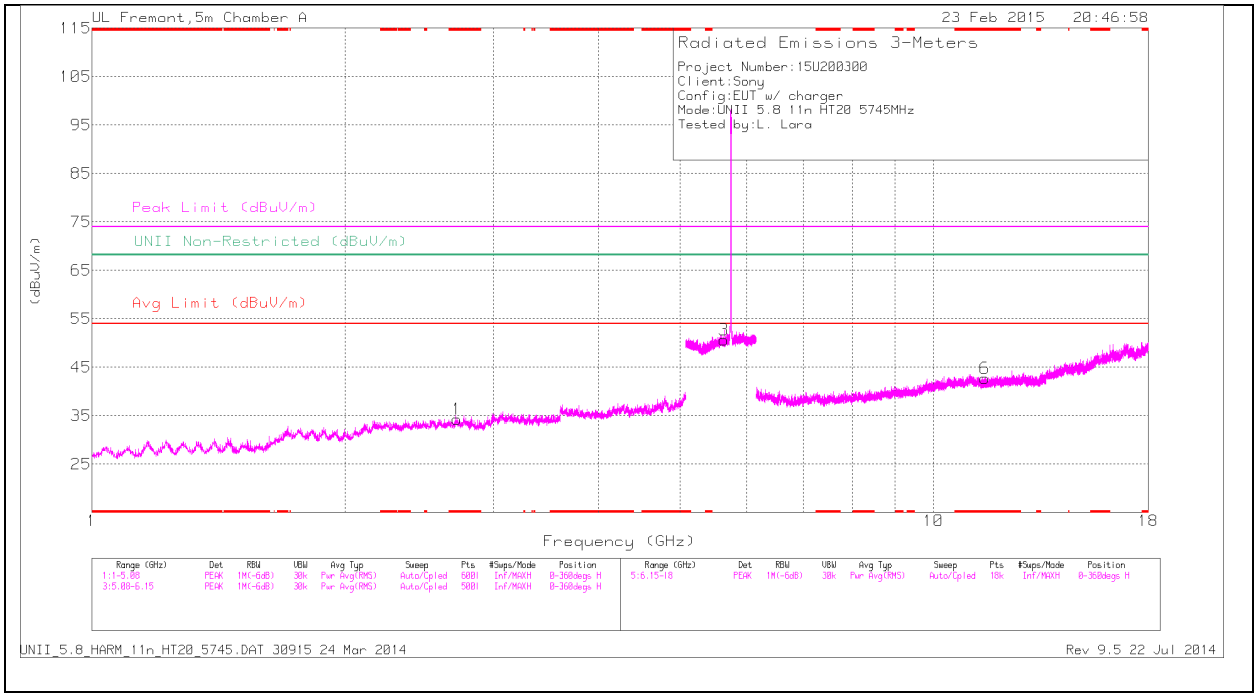

Note: Emission was scanned up to 40GHz; No emissions were detected above the noise floor which was at least 20dB below the specification limit.

UL VERIFICATION SERVICES INC. FORM NO: CCSUP4701J
47173 BENICIA STREET, FREMONT, CA 94538, USA TEL: (510) 771-1000 FAX: (510) 661-0888
This report shall not be reproduced except in full, without the written approval of UL Verification Services Inc.

LOW CHANNEL VERTICAL

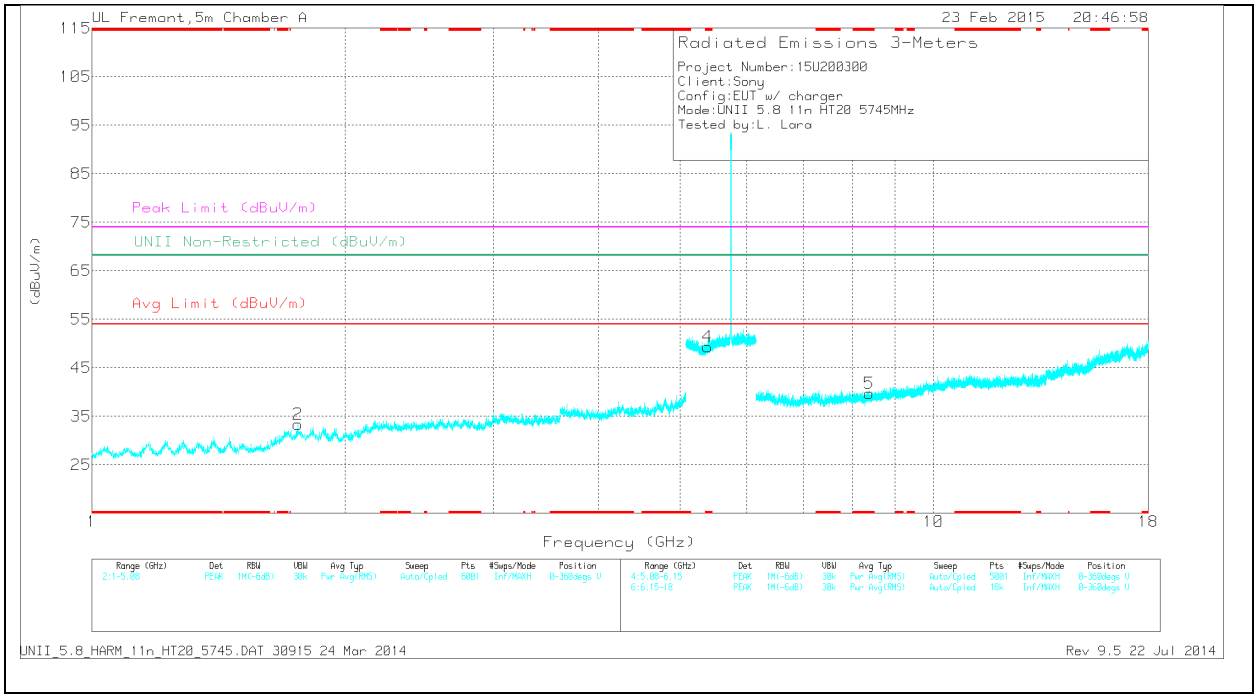

Note: Emission was scanned up to 40GHz; No emissions were detected above the noise floor which was at least 20dB below the specification limit.

This report shall not be reproduced except in full, without the written approval of UL Verification Services Inc.

LOW CHANNEL DATA

TRACE MARKERS

Marker	Frequency (GHz)	Meter Reading (dBuV)	Det	AF T711 (dB/m)	Amp/Cbl/ Fltr/Pad (dB)	DC Corr (dB)	Corrected Reading (dBuV/m)	Avg Limit (dBuV/m)	Margin (dB)	Peak Limit (dBuV/m)	PK Margin (dB)	UNII Non-Restricted (dBuV/m)	PK Margin (dB)	Azimuth (Degs)	Height (cm)	Polarity
1	* 2.716	33.22	PK	32.4	-31.3	0	34.32	-	-	74	-39.68	-	-	0-360	100	H
4	* 5.393	33.66	PK	34.3	-18.6	0	49.36	-	-	74	-24.64	-	-	0-360	201	V
6	* 11.499	26.21	PK	38.1	-21.6	0	42.71	-	-	74	-31.29	-	-	0-360	201	H
5	* 8.388	28.73	PK	36.1	-25.1	0	39.73	-	-	74	-34.27	-	-	0-360	100	V
2	1.757	35.7	PK	30.4	-32.7	0	33.4	-	-	-	-	68.2	-34.8	0-360	100	V
3	5.639	34.49	PK	35	-18.8	0	50.69	-	-	-	-	68.2	-17.51	0-360	100	H

* - indicates frequency in CFR15.205/IC7.2.2 Restricted Band

PK - Peak detector

Radiated Emissions

Frequency (GHz)	Meter Reading (dBuV)	Det	AF T711 (dB/m)	Amp/Cbl/Fl tr/Pad (dB)	DC Corr (dB)	Corrected Reading (dBuV/m)	Avg Limit (dBuV/m)	Margin (dB)	Peak Limit (dBuV/m)	PK Margin (dB)	UNII Non-Restricted (dBuV/m)	PK Margin (dB)	Azimuth (Degs)	Height (cm)	Polarity
* 11.5	33.21	PK1	38.1	-21.6	0	49.71	-	-	74	-24.29	-	-	308	276	H
* 11.497	22.23	AD1	38.1	-21.6	0	38.73	54	-15.27	-	-	-	-	308	276	H

* - indicates frequency in CFR15.205/IC7.2.2 Restricted Band

PK1 - KDB789033 Method: Peak

AD1 - KDB789033 Method: AD Primary Power Average

This report shall not be reproduced except in full, without the written approval of UL Verification Services Inc.

MID CHANNEL HORIZONTAL

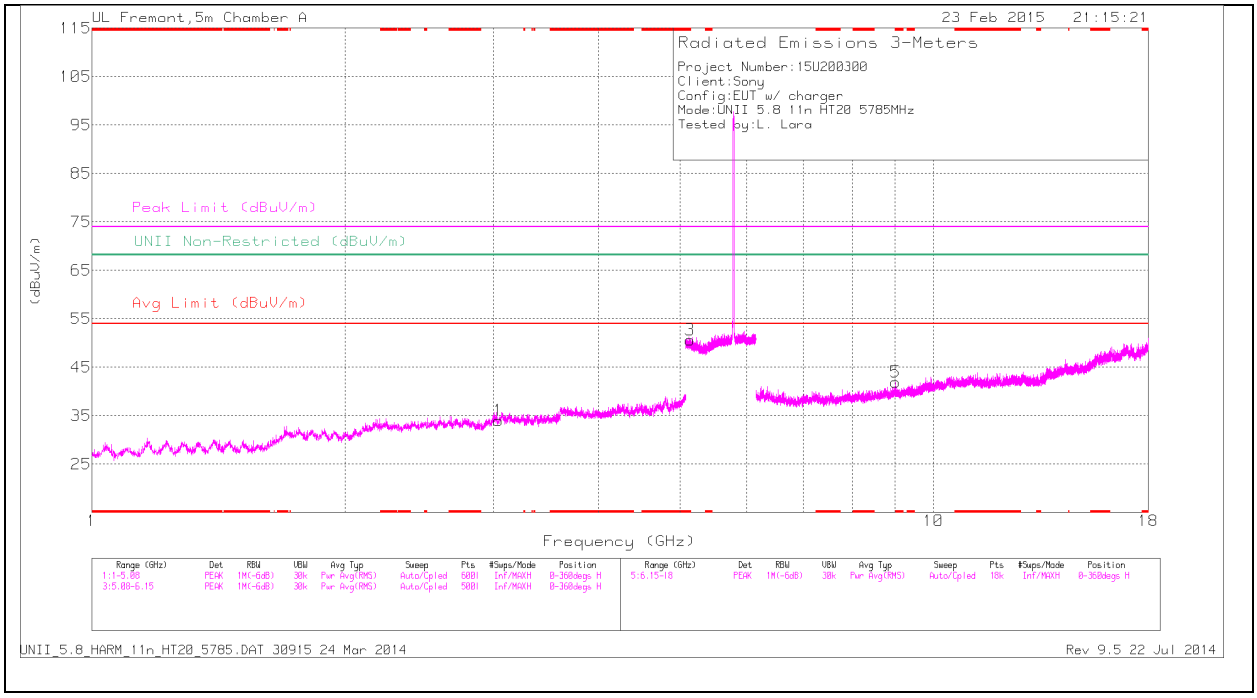

Note: Emission was scanned up to 40GHz; No emissions were detected above the noise floor which was at least 20dB below the specification limit.

This report shall not be reproduced except in full, without the written approval of UL Verification Services Inc.

MID CHANNEL VERTICAL

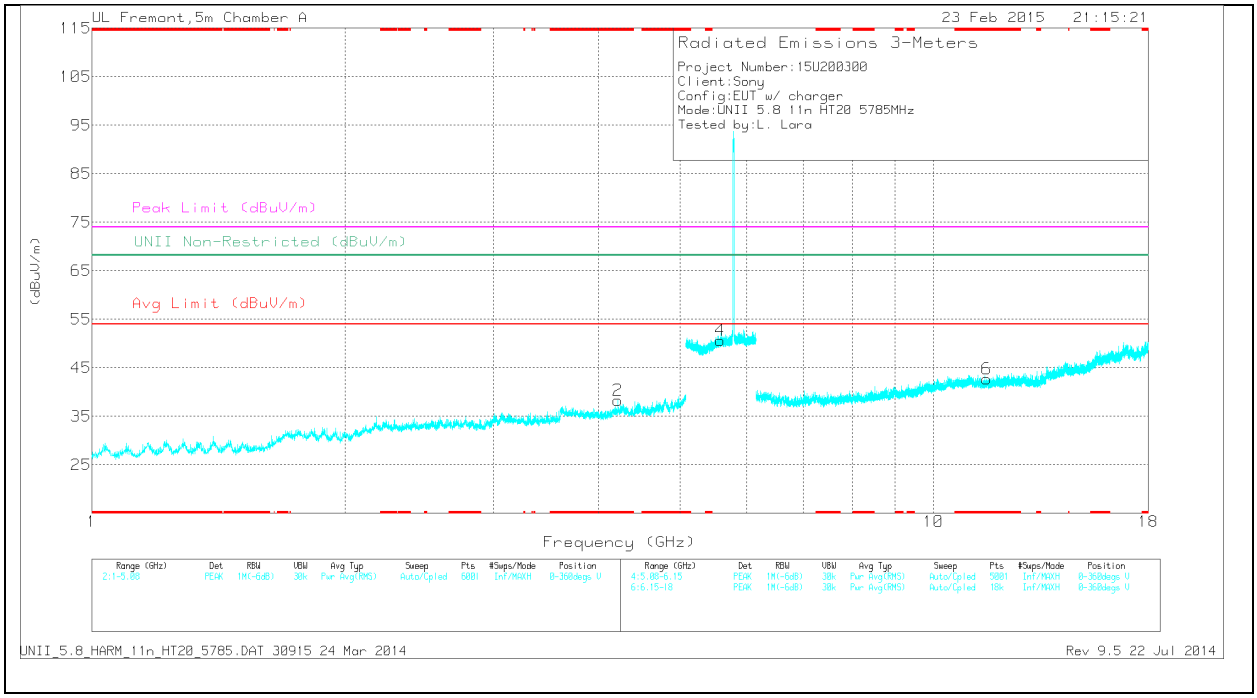

Note: Emission was scanned up to 40GHz; No emissions were detected above the noise floor which was at least 20dB below the specification limit.

UL VERIFICATION SERVICES INC. FORM NO: CCSUP4701J
47173 BENICIA STREET, FREMONT, CA 94538, USA TEL: (510) 771-1000 FAX: (510) 661-0888
This report shall not be reproduced except in full, without the written approval of UL Verification Services Inc.

MID CHANNEL DATA

TRACE MARKERS

Marker	Frequency (GHz)	Meter Reading (dBuV)	Det	AF T711 (dB/m)	Amp/Cbl/ Fltr/Pad (dB)	DC Corr (dB)	Corrected Reading (dBuV/m)	Avg Limit (dBuV/m)	Margin (dB)	Peak Limit (dBuV/m)	PK Margin (dB)	UNII Non-Restricted (dBuV/m)	PK Margin (dB)	Azimuth (Degs)	Height (cm)	Polarity
2	* 4.214	33.38	PK	33.3	-28.4	0	38.28	-	-	74	-35.72	-	-	0-360	100	V
3	* 5.138	35.6	PK	34.2	-19.2	0	50.6	-	-	74	-23.4	-	-	0-360	100	H
5	* 9.009	29.79	PK	36.6	-24.4	0	41.99	-	-	74	-32.01	-	-	0-360	100	H
6	* 11.573	26.37	PK	38.1	-21.8	0	42.67	-	-	74	-31.33	-	-	0-360	201	V
1	3.041	31.23	PK	32.8	-30	0	34.03	-	-	-	-	68.2	-34.17	0-360	100	H
4	5.581	34.79	PK	34.9	-19	0	50.69	-	-	-	-	68.2	-17.51	0-360	100	V

* - indicates frequency in CFR15.205/IC7.2.2 Restricted Band

PK - Peak detector

Radiated Emissions

Frequency (GHz)	Meter Reading (dBuV)	Det	AF T711 (dB/m)	Amp/Cbl/Fl tr/Pad (dB)	DC Corr (dB)	Corrected Reading (dBuV/m)	Avg Limit (dBuV/m)	Margin (dB)	Peak Limit (dBuV/m)	PK Margin (dB)	UNII Non-Restricted (dBuV/m)	PK Margin (dB)	Azimuth (Degs)	Height (cm)	Polarity
* 11.574	33.53	PK1	38.1	-21.8	0	49.83	-	-	74	-24.17	-	-	0	347	V
* 11.572	22.33	AD1	38.1	-21.8	0	38.63	54	-15.37	-	-	-	-	0	347	V

* - indicates frequency in CFR15.205/IC7.2.2 Restricted Band

PK1 - KDB789033 Method: Peak

AD1 - KDB789033 Method: AD Primary Power Average

UL VERIFICATION SERVICES INC. FORM NO: CCSUP4701J
47173 BENICIA STREET, FREMONT, CA 94538, USA TEL: (510) 771-1000 FAX: (510) 661-0888
This report shall not be reproduced except in full, without the written approval of UL Verification Services Inc.

HIGH CHANNEL HORIZONTAL

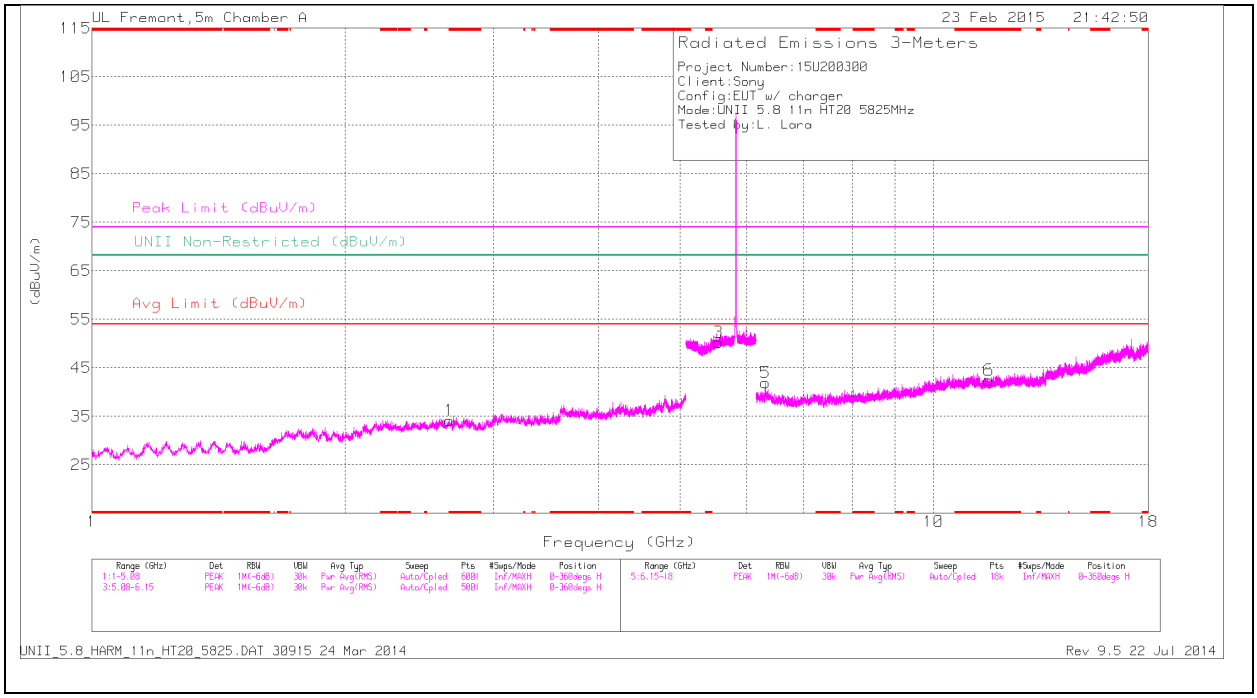

Note: Emission was scanned up to 40GHz; No emissions were detected above the noise floor which was at least 20dB below the specification limit.

UL VERIFICATION SERVICES INC. FORM NO: CCSUP4701J
47173 BENICIA STREET, FREMONT, CA 94538, USA TEL: (510) 771-1000 FAX: (510) 661-0888
This report shall not be reproduced except in full, without the written approval of UL Verification Services Inc.

HIGH CHANNEL VERTICAL

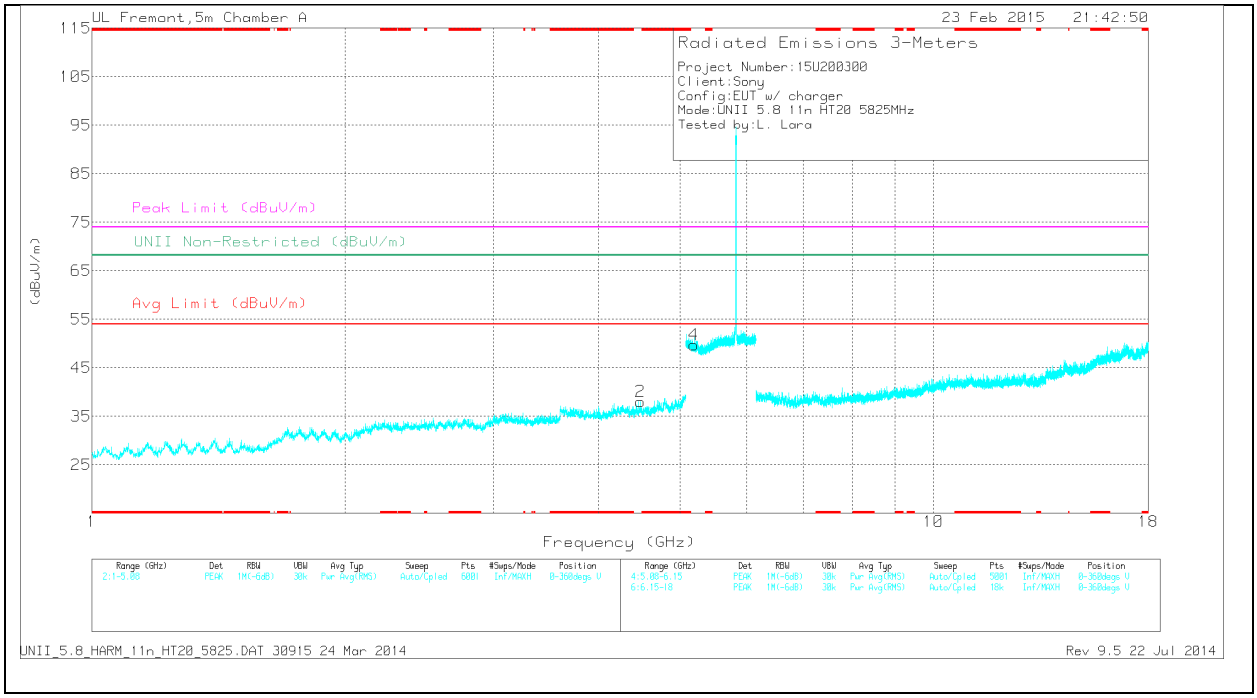

Note: Emission was scanned up to 40GHz; No emissions were detected above the noise floor which was at least 20dB below the specification limit.

This report shall not be reproduced except in full, without the written approval of UL Verification Services Inc.

HIGH CHANNEL DATA

TRACE MARKERS

Marker	Frequency (GHz)	Meter Reading (dBuV)	Det	AF T711 (dB/m)	Amp/Cbl/ Fltr/Pad (dB)	DC Corr (dB)	Corrected Reading (dBuV/m)	Avg Limit (dBuV/m)	Margin (dB)	Peak Limit (dBuV/m)	PK Margin (dB)	UNII Non-Restricted (dBuV/m)	PK Margin (dB)	Azimuth (Degs)	Height (cm)	Polarity
1	* 2.661	33.34	PK	32.4	-31.6	0	34.14	-	-	74	-39.86	-	-	0-360	100	H
6	* 11.638	26.15	PK	38.2	-21.9	0	42.45	-	-	74	-31.55	-	-	0-360	100	H
2	4.488	32.49	PK	33.6	-28.1	0	37.99	-	-	-	-	68.2	-30.21	0-360	201	V
4	5.191	34.87	PK	34.3	-19.4	0	49.77	-	-	-	-	68.2	-18.43	0-360	100	V
3	5.551	34.59	PK	34.8	-19.1	0	50.29	-	-	-	-	68.2	-17.91	0-360	100	H
5	6.311	32.97	PK	36	-27	0	41.97	-	-	-	-	68.2	-26.23	0-360	201	H

* - indicates frequency in CFR15.205/IC7.2.2 Restricted Band

PK - Peak detector

Radiated Emissions

Frequency (GHz)	Meter Reading (dBuV)	Det	AF T711 (dB/m)	Amp/Cbl/Fl tr/Pad (dB)	DC Corr (dB)	Corrected Reading (dBuV/m)	Avg Limit (dBuV/m)	Margin (dB)	Peak Limit (dBuV/m)	PK Margin (dB)	UNII Non-Restricted (dBuV/m)	PK Margin (dB)	Azimuth (Degs)	Height (cm)	Polarity
* 11.636	33.96	PK1	38.2	-21.9	0	50.26	-	-	74	-23.74	-	-	179	134	H
* 11.639	22.34	AD1	38.2	-21.9	0	38.64	54	-15.36	-	-	-	-	179	134	H

* - indicates frequency in CFR15.205/IC7.2.2 Restricted Band

PK1 - KDB789033 Method: Peak

AD1 - KDB789033 Method: AD Primary Power Average

This report shall not be reproduced except in full, without the written approval of UL Verification Services Inc.

11.3.3. TX ABOVE 1 GHz 802.11n HT40 MODE IN THE 5.8 GHz BAND

HARMONICS AND SPURIOUS EMISSIONS

HORIZONTAL PEAK PLOT

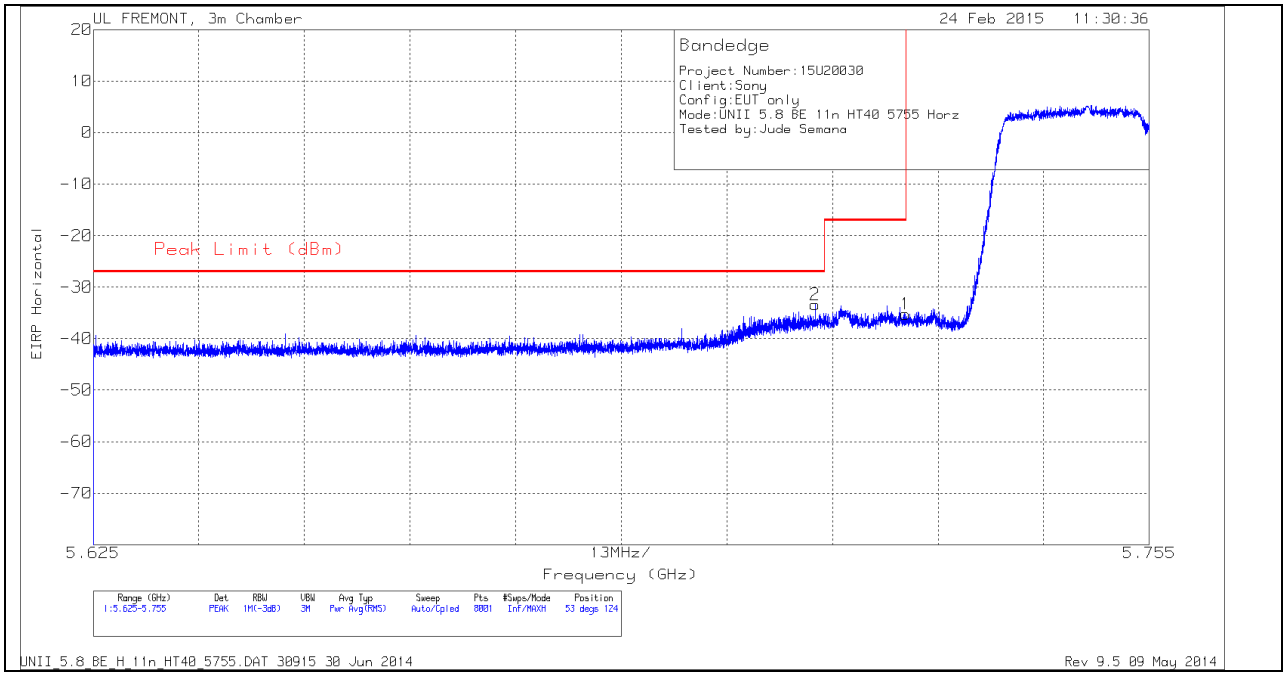

HORIZONTAL DATA

Marker	Frequency (GHz)	Meter Reading (dBm)	Det	AF T119 (dB/m)	Amp/Cbl/ Fltr/Pad (dB)	Conversion Factor (dB)	DC Corr (dB)	Corrected Reading EIRP	Peak Limit (dBm)	PK Margin (dB)	Azimuth (Degs)	Height (cm)	Polarity
2	5.714	-59.02	PK	34.8	-21	11.8	0	-33.42	-27	-6.42	53	124	H
1	5.725	-60.72	PK	34.8	-21.1	11.8	0	-35.22	-17	-18.22	53	124	H

PK - Peak detector

This report shall not be reproduced except in full, without the written approval of UL Verification Services Inc.

VERTICAL PEAK PLOT

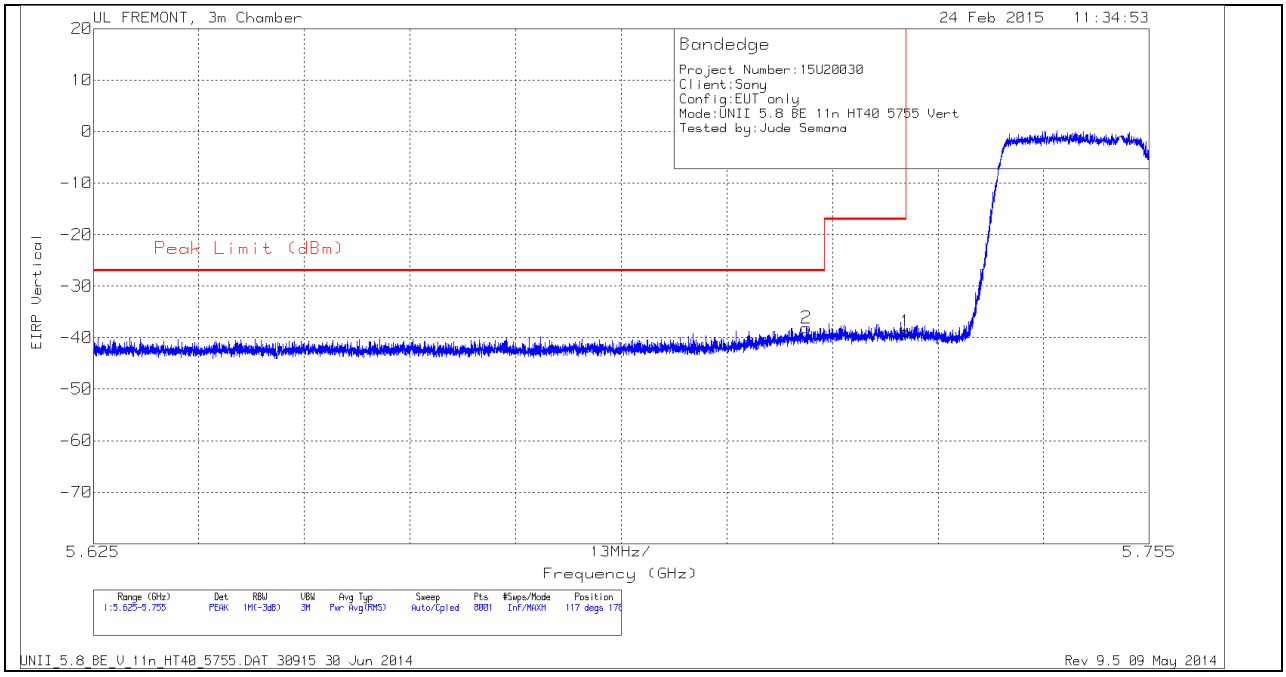

VERTICAL DATA

Marker	Frequency (GHz)	Meter Reading (dBm)	Det	AF T119 (dB/m)	Amp/Cbl/ Fltr/Pad (dB)	Conversion Factor (dB)	DC Corr (dB)	Corrected Reading EIRP	Peak Limit (dBm)	PK Margin (dB)	Azimuth (Degs)	Height (cm)	Polarity
2	5.713	-63.69	PK	34.8	-21	11.8	0	-38.09	-27	-11.09	117	178	V
1	5.725	-64.32	PK	34.8	-21.1	11.8	0	-38.82	-17	-21.82	117	178	V

PK - Peak detector

This report shall not be reproduced except in full, without the written approval of UL Verification Services Inc.

AUTHORIZED BANDEDGE (HIGH CHANNEL)

HORIZONTAL PEAK PLOT

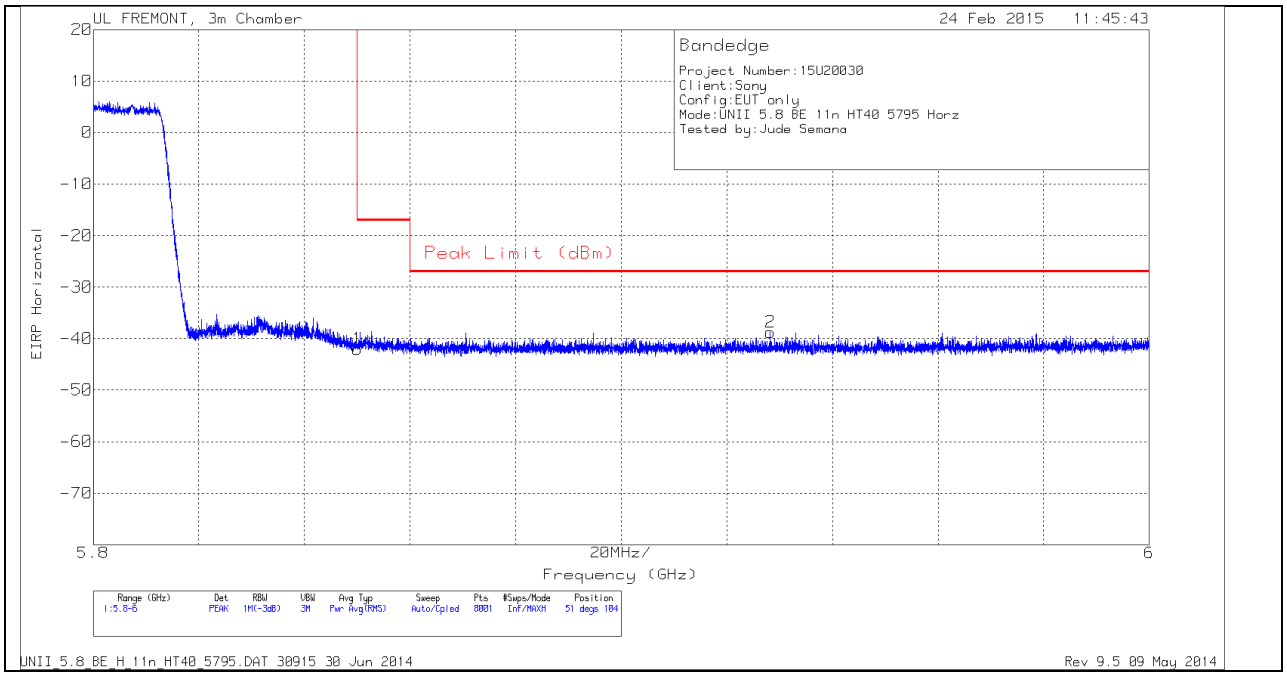

HORIZONTAL DATA

Marker	Frequency (GHz)	Meter Reading (dBm)	Det	AF T119 (dB/m)	Amp/Cbl/ Fltr/Pad (dB)	Conversion Factor (dB)	DC Corr (dB)	Corrected Reading EIRP	Peak Limit (dBm)	PK Margin (dB)	Azimuth (Degs)	Height (cm)	Polarity
1	5.85	-67.42	PK	34.9	-21.3	11.8	0	-42.02	-17	-25.02	51	104	H
2	5.928	-64.45	PK	35	-21.1	11.8	0	-38.75	-27	-11.75	51	104	H

PK - Peak detector

UL VERIFICATION SERVICES INC. FORM NO: CCSUP4701J
47173 BENICIA STREET, FREMONT, CA 94538, USA TEL: (510) 771-1000 FAX: (510) 661-0888
This report shall not be reproduced except in full, without the written approval of UL Verification Services Inc.

VERTICAL PEAK PLOT

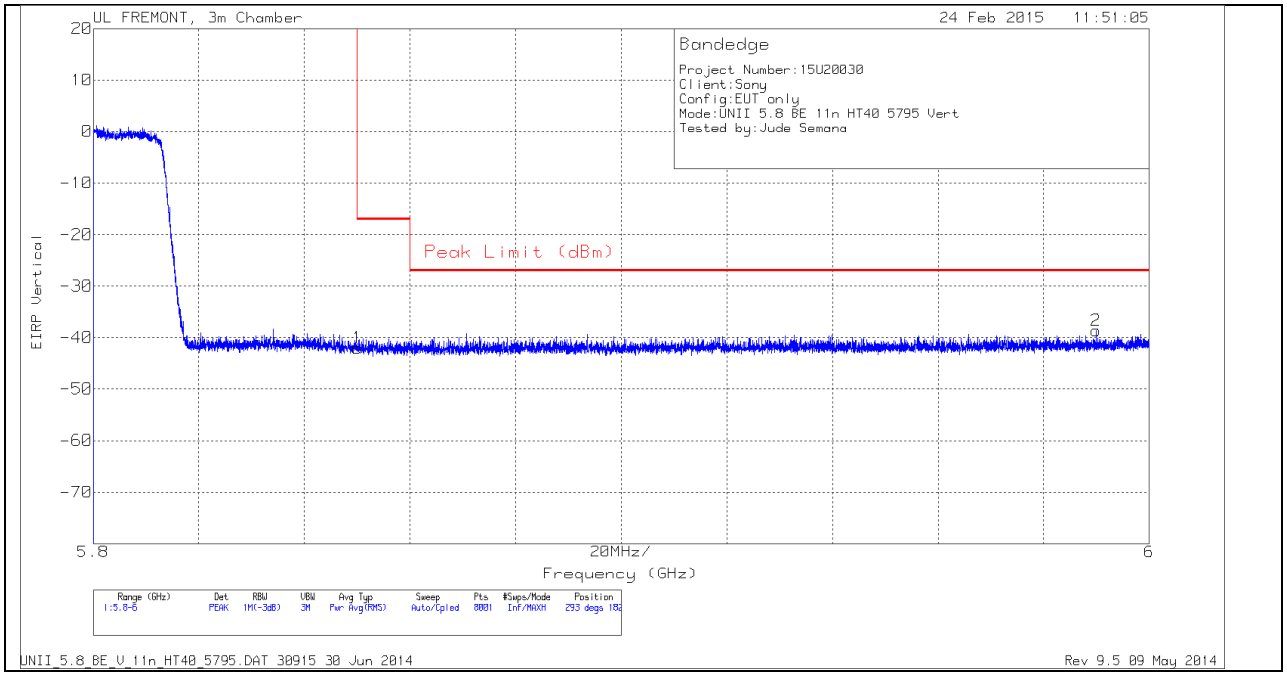

VERTICAL DATA

Marker	Frequency (GHz)	Meter Reading (dBm)	Det	AF T119 (dB/m)	Amp/Cbl/ Fltr/Pad (dB)	Conversion Factor (dB)	DC Corr (dB)	Corrected Reading EIRP	Peak Limit (dBm)	PK Margin (dB)	Azimuth (Degs)	Height (cm)	Polarity
1	5.85	-67.43	PK	34.9	-21.3	11.8	0	-42.03	-17	-25.03	293	182	V
2	5.99	-64.75	PK	35.2	-20.9	11.8	0	-38.65	-27	-11.65	293	182	V

PK - Peak detector

UL VERIFICATION SERVICES INC. FORM NO: CCSUP4701J
47173 BENICIA STREET, FREMONT, CA 94538, USA TEL: (510) 771-1000 FAX: (510) 661-0888
This report shall not be reproduced except in full, without the written approval of UL Verification Services Inc.

LOW CHANNEL HORIZONTAL

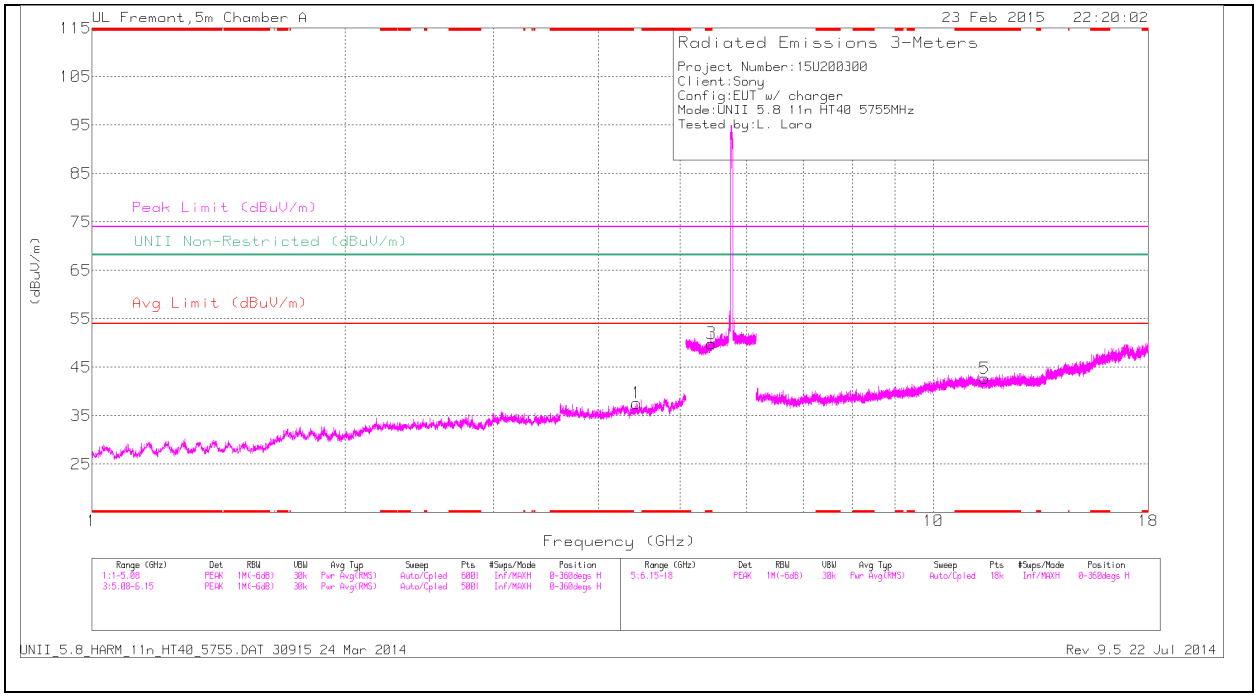

Note: Emission was scanned up to 40GHz; No emissions were detected above the noise floor which was at least 20dB below the specification limit.

UL VERIFICATION SERVICES INC. FORM NO: CCSUP4701J
47173 BENICIA STREET, FREMONT, CA 94538, USA TEL: (510) 771-1000 FAX: (510) 661-0888
This report shall not be reproduced except in full, without the written approval of UL Verification Services Inc.

LOW CHANNEL VERTICAL

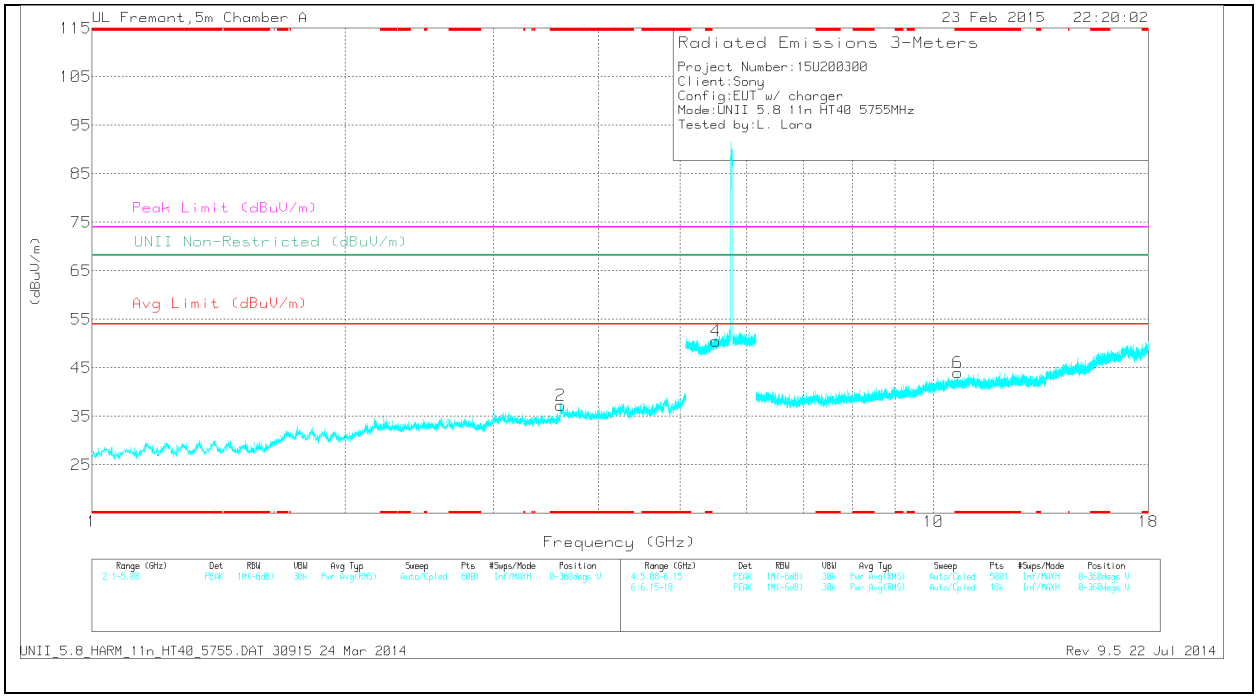

Note: Emission was scanned up to 40GHz; No emissions were detected above the noise floor which was at least 20dB below the specification limit.

This report shall not be reproduced except in full, without the written approval of UL Verification Services Inc.

LOW CHANNEL DATA

TRACE MARKERS

Marker	Frequency (GHz)	Meter Reading (dBuV)	Det	AF T711 (dB/m)	Amp/Cbl/ Fltr/Pad (dB)	DC Corr (dB)	Corrected Reading (dBuV/m)	Avg Limit (dBuV/m)	Margin (dB)	Peak Limit (dBuV/m)	PK Margin (dB)	UNII Non-Restricted (dBuV/m)	PK Margin (dB)	Azimuth (Degs)	Height (cm)	Polarity
2	* 3.605	34.58	PK	33.2	-30.5	0	37.28	-	-	74	-36.72	-	-	0-360	100	V
3	* 5.447	34.12	PK	34.5	-18.7	0	49.92	-	-	74	-24.08	-	-	0-360	100	H
5	* 11.505	26.2	PK	38.1	-21.6	0	42.7	-	-	74	-31.3	-	-	0-360	100	H
6	* 10.692	27.7	PK	38.1	-21.8	0	44	-	-	74	-30	-	-	0-360	201	V
1	4.443	32.49	PK	33.6	-28.5	0	37.59	-	-	-	-	68.2	-30.61	0-360	100	H
4	5.513	34.71	PK	34.7	-18.9	0	50.51	-	-	-	-	68.2	-17.69	0-360	201	V

* - indicates frequency in CFR15.205/IC7.2.2 Restricted Band

PK - Peak detector

Radiated Emissions

Frequency (GHz)	Meter Reading (dBuV)	Det	AF T711 (dB/m)	Amp/Cbl/Fl tr/Pad (dB)	DC Corr (dB)	Corrected Reading (dBuV/m)	Avg Limit (dBuV/m)	Margin (dB)	Peak Limit (dBuV/m)	PK Margin (dB)	UNII Non-Restricted (dBuV/m)	PK Margin (dB)	Azimuth (Degs)	Height (cm)	Polarity
* 11.503	33.52	PK1	38.1	-21.6	0	50.02	-	-	74	-23.98	-	-	291	101	H
* 11.506	22.11	AD1	38.1	-21.6	.12	38.73	54	-15.27	-	-	-	-	291	101	H

* - indicates frequency in CFR15.205/IC7.2.2 Restricted Band

PK1 - KDB789033 Method: Peak

AD1 - KDB789033 Method: AD Primary Power Average

UL VERIFICATION SERVICES INC. FORM NO: CCSUP4701J
47173 BENICIA STREET, FREMONT, CA 94538, USA TEL: (510) 771-1000 FAX: (510) 661-0888
This report shall not be reproduced except in full, without the written approval of UL Verification Services Inc.

HIGH CHANNEL HORIZONTAL

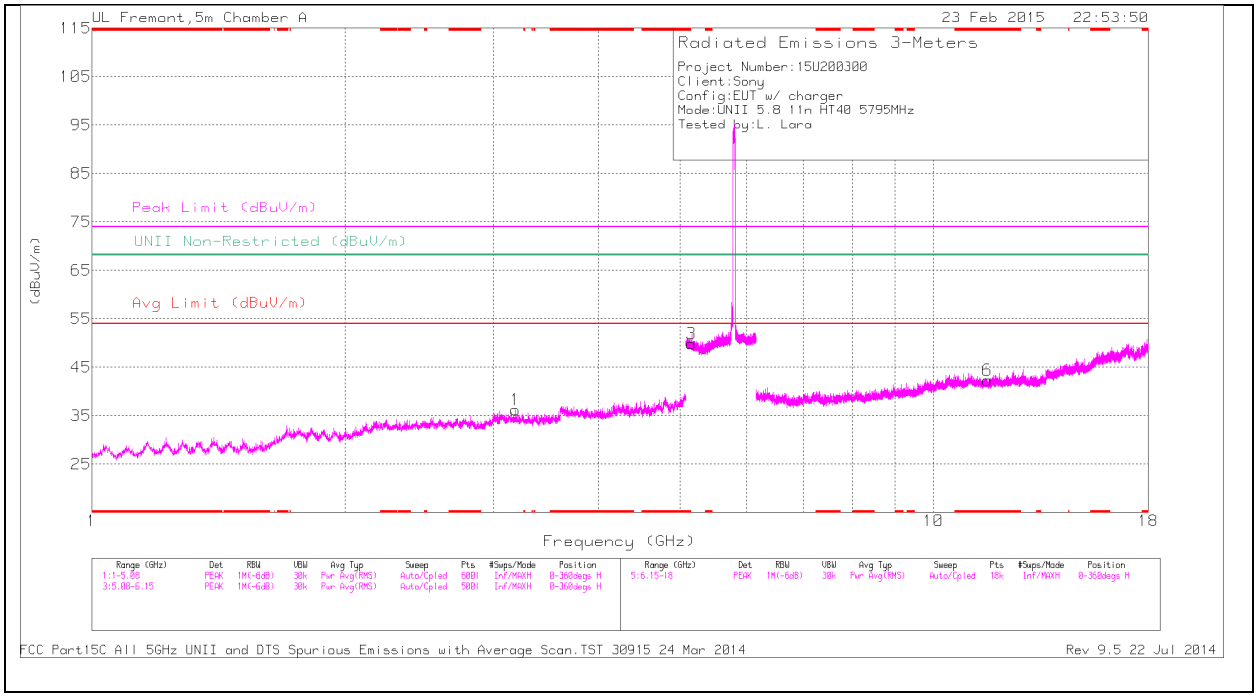

Note: Emission was scanned up to 40GHz; No emissions were detected above the noise floor which was at least 20dB below the specification limit.

UL VERIFICATION SERVICES INC. FORM NO: CCSUP4701J
47173 BENICIA STREET, FREMONT, CA 94538, USA TEL: (510) 771-1000 FAX: (510) 661-0888
This report shall not be reproduced except in full, without the written approval of UL Verification Services Inc.

HIGH CHANNEL VERTICAL

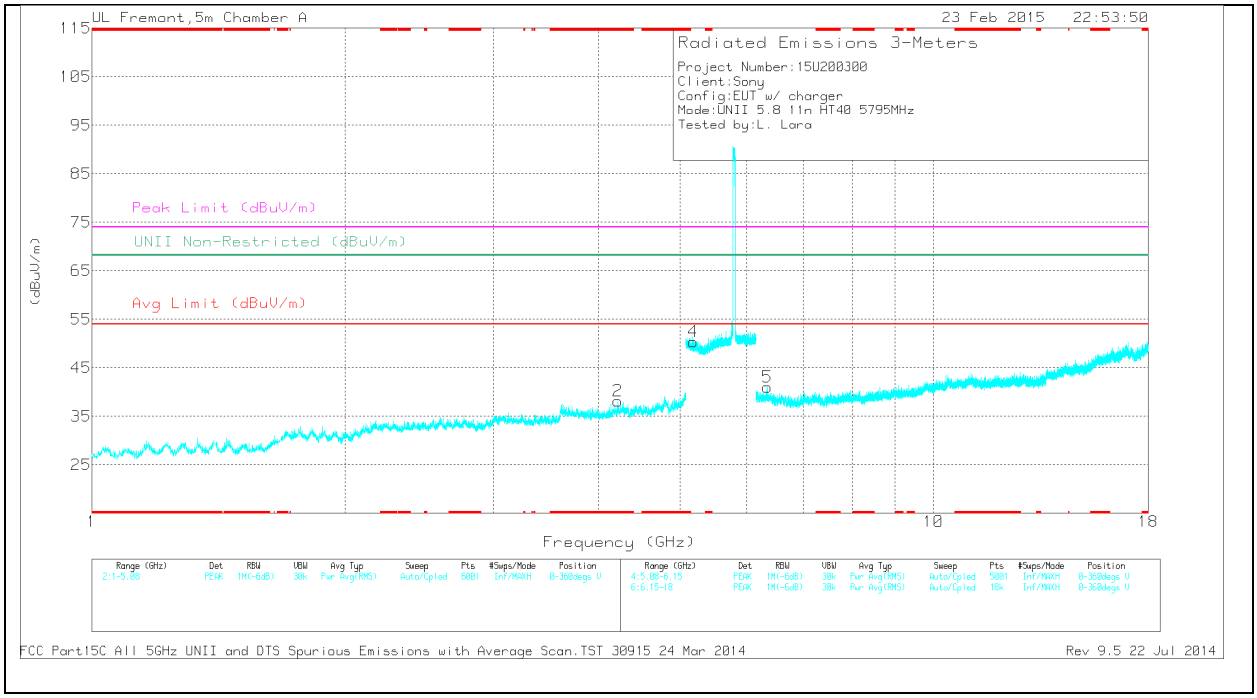

Note: Emission was scanned up to 40GHz; No emissions were detected above the noise floor which was at least 20dB below the specification limit.

UL VERIFICATION SERVICES INC. FORM NO: CCSUP4701J
47173 BENICIA STREET, FREMONT, CA 94538, USA TEL: (510) 771-1000 FAX: (510) 661-0888
This report shall not be reproduced except in full, without the written approval of UL Verification Services Inc.

HIGH CHANNEL DATA

TRACE MARKERS

Marker	Frequency (GHz)	Meter Reading (dBuV)	Det	AF T711 (dB/m)	Amp/Cbl/ Fltr/Pad (dB)	DC Corr (dB)	Corrected Reading (dBuV/m)	Avg Limit (dBuV/m)	Margin (dB)	Peak Limit (dBuV/m)	PK Margin (dB)	UNII Non-Restricted (dBuV/m)	PK Margin (dB)	Azimuth (Degs)	Height (cm)	Polarity
2	* 4.214	33.23	PK	33.3	-28.4	0	38.13	-	-	74	-35.87	-	-	0-360	201	V
6	* 11.586	25.96	PK	38.1	-21.7	0	42.36	-	-	74	-31.64	-	-	0-360	201	H
1	3.185	34.14	PK	33.2	-31.1	0	36.24	-	-	-	-	68.2	-31.96	0-360	101	H
3	5.155	35.19	PK	34.2	-19.5	0	49.89	-	-	-	-	68.2	-18.31	0-360	100	H
4	5.182	35.57	PK	34.3	-19.5	0	50.37	-	-	-	-	68.2	-17.83	0-360	100	V
5	6.347	31.48	PK	36	-26.5	0	40.98	-	-	-	-	68.2	-27.22	0-360	201	V

* - indicates frequency in CFR15.205/IC7.2.2 Restricted Band

PK - Peak detector

Radiated Emissions

Frequency (GHz)	Meter Reading (dBuV)	Det	AF T711 (dB/m)	Amp/Cbl/Fl tr/Pad (dB)	DC Corr (dB)	Corrected Reading (dBuV/m)	Avg Limit (dBuV/m)	Margin (dB)	Peak Limit (dBuV/m)	PK Margin (dB)	UNII Non-Restricted (dBuV/m)	PK Margin (dB)	Azimuth (Degs)	Height (cm)	Polarity
* 11.585	34.29	PK1	38.1	-21.7	0	50.69	-	-	74	-23.31	-	-	241	217	H
* 11.584	22.4	AD1	38.1	-21.7	.12	38.92	54	-15.08	-	-	-	-	241	217	H

* - indicates frequency in CFR15.205/IC7.2.2 Restricted Band

PK1 - KDB789033 Method: Peak

AD1 - KDB789033 Method: AD Primary Power Average

UL VERIFICATION SERVICES INC. FORM NO: CCSUP4701J
47173 BENICIA STREET, FREMONT, CA 94538, USA TEL: (510) 771-1000 FAX: (510) 661-0888
This report shall not be reproduced except in full, without the written approval of UL Verification Services Inc.

11.3.4. TX ABOVE 1 GHz 802.11ac HT80 MODE IN THE 5.8 GHz BAND

HARMONICS AND SPURIOUS EMISSIONS

HORIZONTAL PEAK PLOT

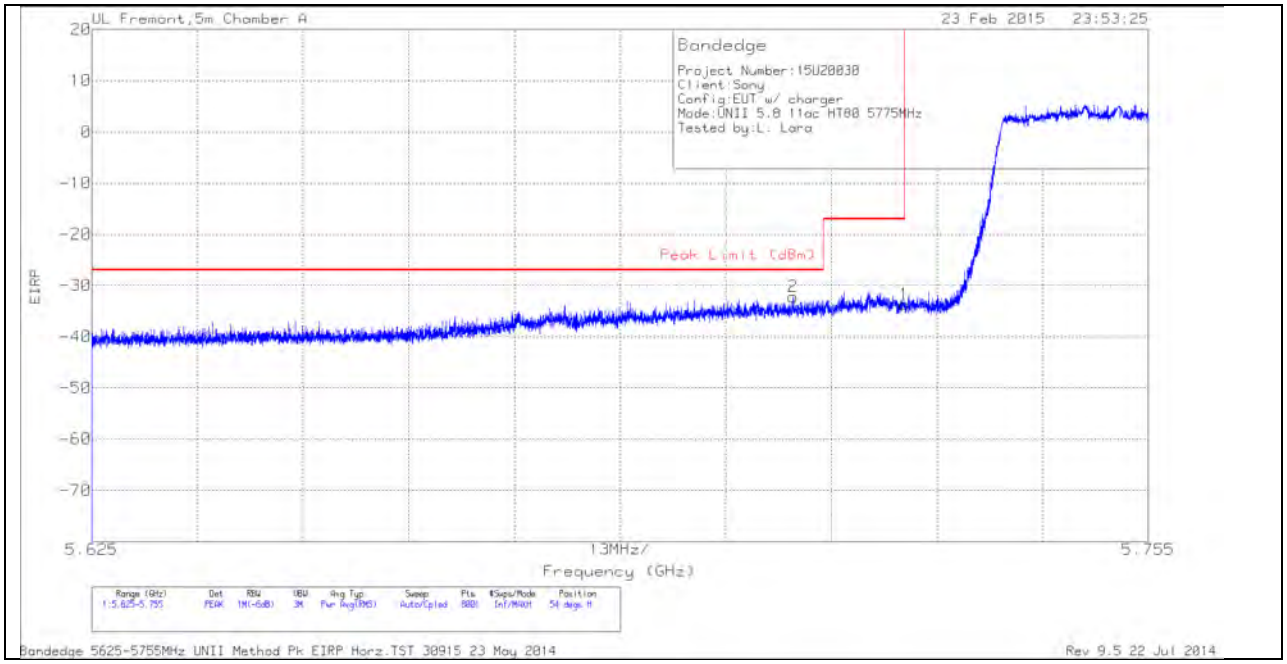

HORIZONTAL DATA

Marker	Frequency (GHz)	Meter Reading (dBm)	Det	AF T711 (dB/m)	Amp/Cbl/ Fltr/Pad (dB)	Conversion Factor (dB)	DC Corr (dB)	Corrected Reading EIRP	Peak Limit (dBm)	PK Margin (dB)	Azimuth (Degs)	Height (cm)	Polarity
2	5.711	-60.32	PK	35.2	-18.9	11.8	0	-32.22	-27	-5.22	54	214	H
1	5.725	-61.59	PK	35.2	-19	11.8	0	-33.59	-17	-16.59	54	214	H

PK - Peak detector

This report shall not be reproduced except in full, without the written approval of UL Verification Services Inc.

VERTICAL PEAK PLOT

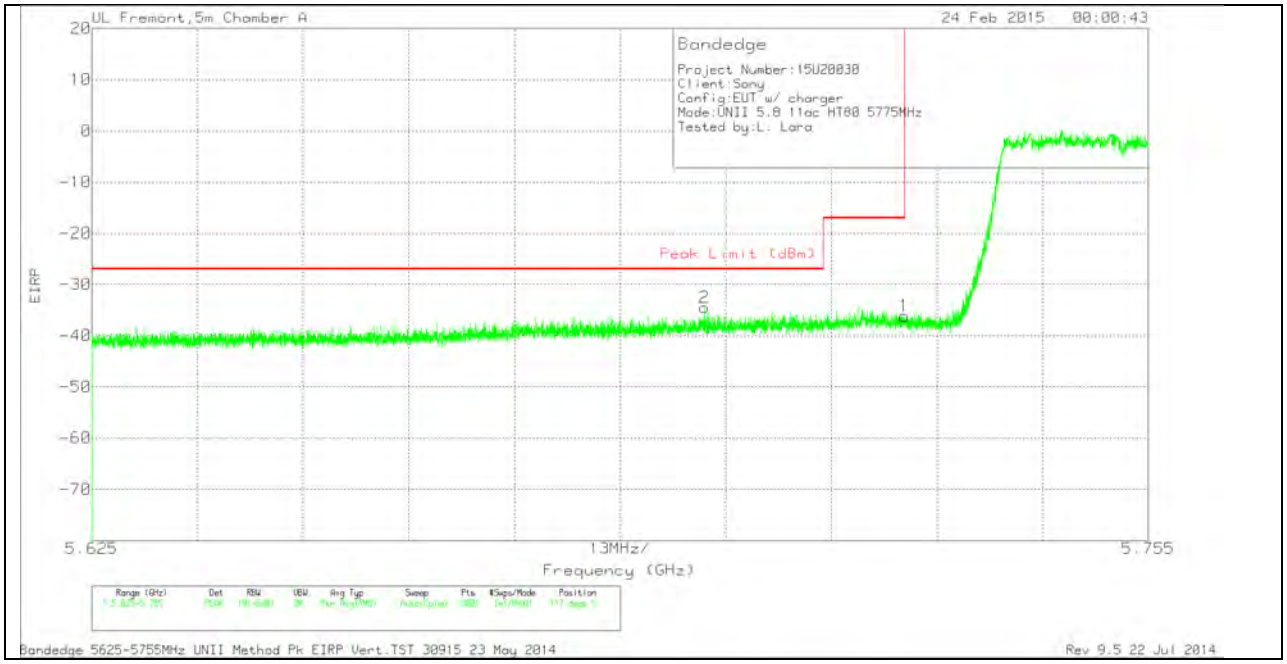

VERTICAL DATA

Marker	Frequency (GHz)	Meter Reading (dBm)	Det	AF T711 (dB/m)	Amp/Cbl/ Fltr/Pad (dB)	Conversion Factor (dB)	DC Corr (dB)	Corrected Reading EIRP	Peak Limit (dBm)	PK Margin (dB)	Azimuth (Degs)	Height (cm)	Polarity
2	5.7	-62.71	PK	35.2	-18.8	11.8	0	-34.51	-27	-7.51	117	282	V
1	5.725	-64.15	PK	35.2	-19	11.8	0	-36.15	-17	-19.15	117	282	V

PK - Peak detector

UL VERIFICATION SERVICES INC. FORM NO: CCSUP4701J
47173 BENICIA STREET, FREMONT, CA 94538, USA TEL: (510) 771-1000 FAX: (510) 661-0888
This report shall not be reproduced except in full, without the written approval of UL Verification Services Inc.

AUTHORIZED BANDEDGE (HIGH CHANNEL)

HORIZONTAL PEAK PLOT

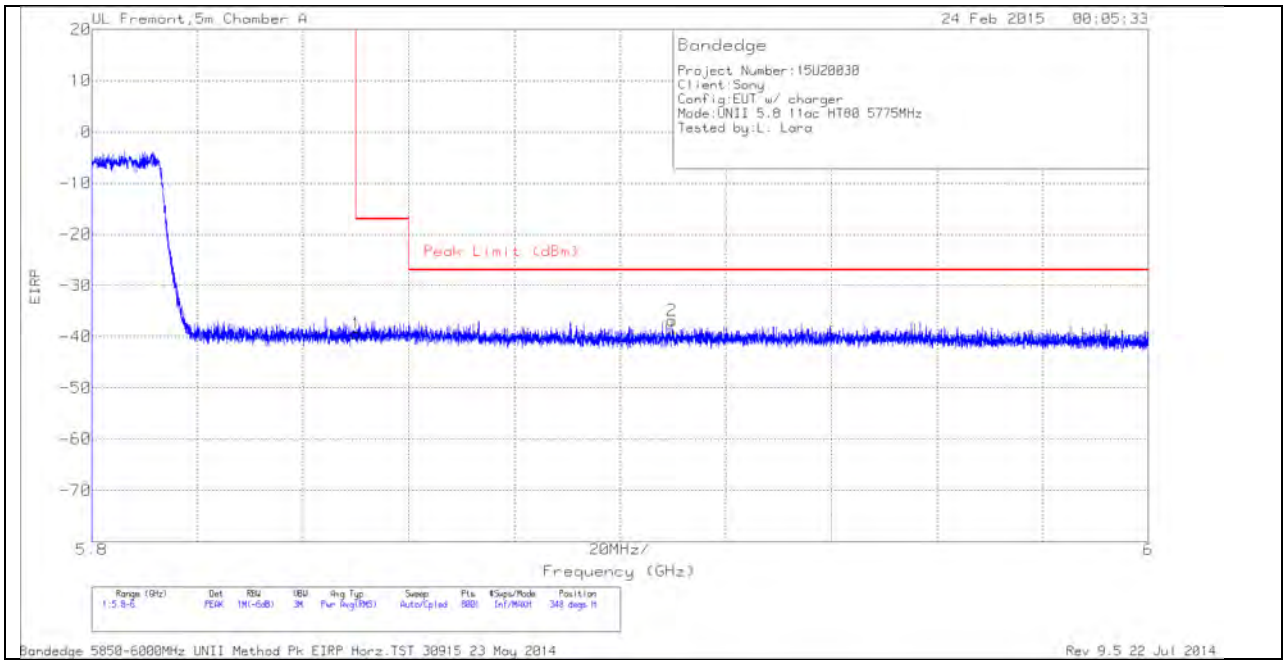

HORIZONTAL DATA

Marker	Frequency (GHz)	Meter Reading (dBm)	Det	AF T711 (dB/m)	Amp/Cbl/Fltr/Pad (dB)	Conversion Factor (dB)	Corrected Reading EIRP	Peak Limit (dBm)	PK Margin (dB)	Azimuth (Degs)	Height (cm)	Polarity
1	5.85	-67.9	PK	35.4	-18.7	11.8	-39.4	-17	-22.4	348	231	H
2	5.91	-65.64	PK	35.4	-18.4	11.8	-36.84	-27	-9.84	348	231	H

PK - Peak detector

UL VERIFICATION SERVICES INC. FORM NO: CCSUP4701J
47173 BENICIA STREET, FREMONT, CA 94538, USA TEL: (510) 771-1000 FAX: (510) 661-0888
This report shall not be reproduced except in full, without the written approval of UL Verification Services Inc.

VERTICAL PEAK PLOT

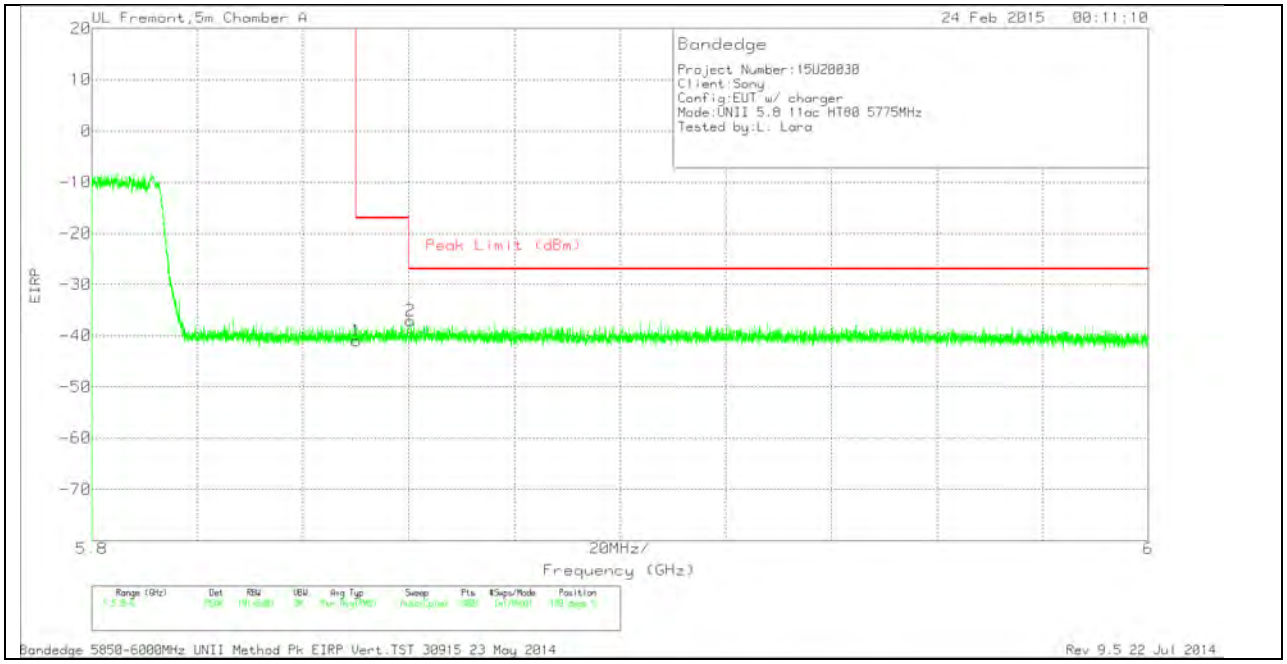

VERTICAL DATA

Marker	Frequency (GHz)	Meter Reading (dBm)	Det	AF T711 (dB/m)	Amp/Cbl/Filtr/Pad (dB)	Conversion Factor (dB)	Corrected Reading EIRP	Peak Limit (dBm)	PK Margin (dB)	Azimuth (Degs)	Height (cm)	Polarity
1	5.85	-69.48	PK	35.4	-18.7	11.8	-40.98	-17	-23.98	109	381	V
2	5.86	-65.68	PK	35.4	-18.6	11.8	-37.08	-27	-10.08	109	381	V

PK - Peak detector

This report shall not be reproduced except in full, without the written approval of UL Verification Services Inc.

LOW CHANNEL HORIZONTAL

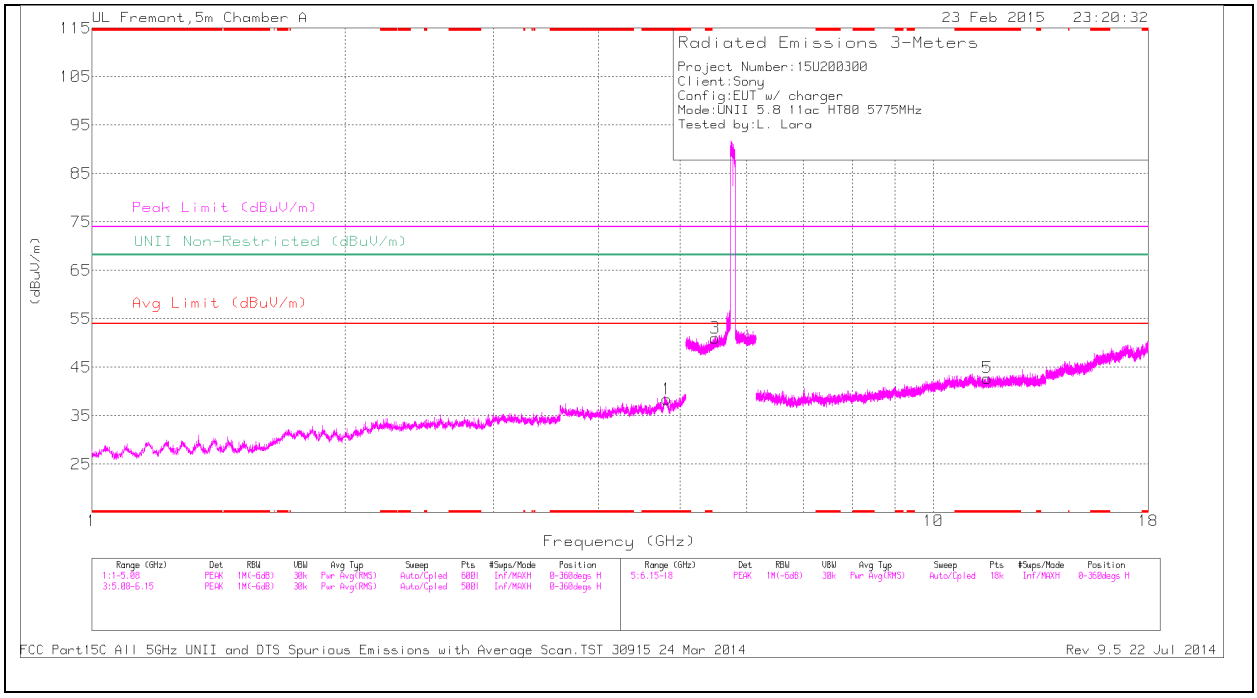

Note: Emission was scanned up to 40GHz; No emissions were detected above the noise floor which was at least 20dB below the specification limit.

UL VERIFICATION SERVICES INC. FORM NO: CCSUP4701J
47173 BENICIA STREET, FREMONT, CA 94538, USA TEL: (510) 771-1000 FAX: (510) 661-0888
This report shall not be reproduced except in full, without the written approval of UL Verification Services Inc.

LOW CHANNEL VERTICAL

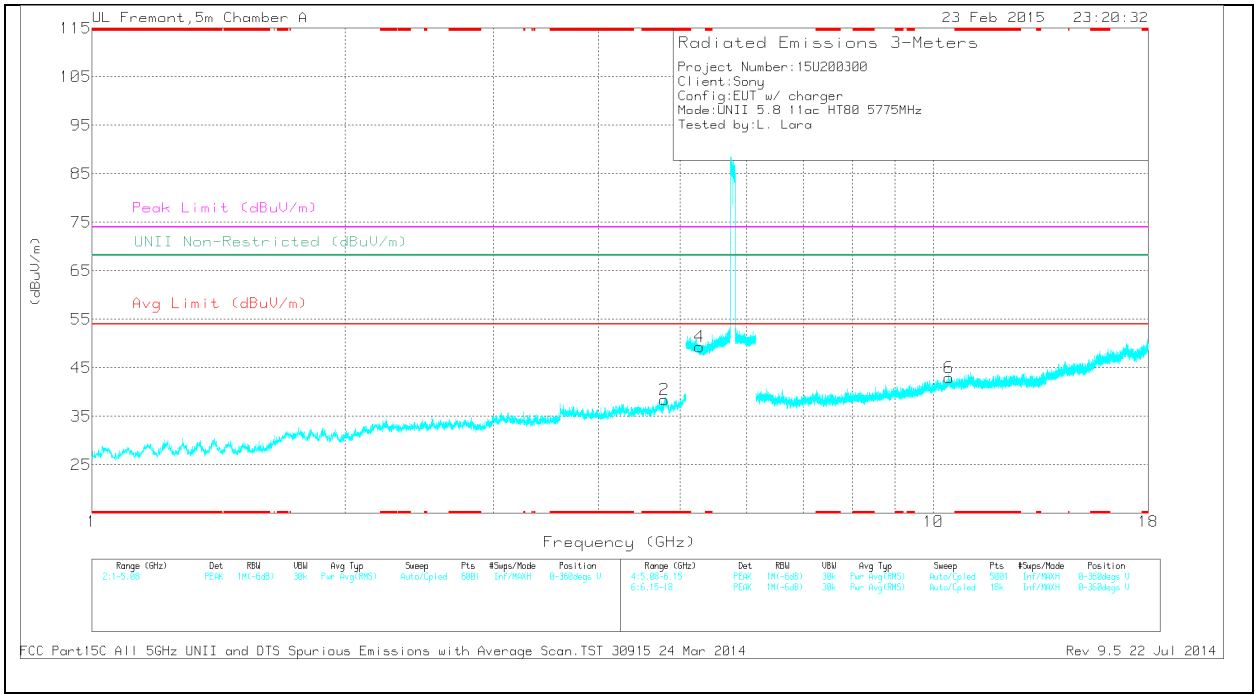

Note: Emission was scanned up to 40GHz; No emissions were detected above the noise floor which was at least 20dB below the specification limit.

UL VERIFICATION SERVICES INC. FORM NO: CCSUP4701J
47173 BENICIA STREET, FREMONT, CA 94538, USA TEL: (510) 771-1000 FAX: (510) 661-0888
This report shall not be reproduced except in full, without the written approval of UL Verification Services Inc.

LOW CHANNEL DATA

TRACE MARKERS

Marker	Frequency (GHz)	Meter Reading (dBuV)	Det	AF T711 (dB/m)	Amp/Cbl/ Fltr/Pad (dB)	DC Corr (dB)	Corrected Reading (dBuV/m)	Avg Limit (dBuV/m)	Margin (dB)	Peak Limit (dBuV/m)	PK Margin (dB)	UNII Non-Restricted (dBuV/m)	PK Margin (dB)	Azimuth (Degs)	Height (cm)	Polarity
5	* 11.581	26.38	PK	38.1	-21.7	0	42.78	-	-	74	-31.22	-	-	0-360	100	H
2	* 4.786	32.68	PK	34	-28.3	0	38.38	-	-	74	-35.62	-	-	0-360	100	V
1	* 4.818	33.08	PK	34	-28.7	0	38.38	-	-	74	-35.62	-	-	0-360	201	H
6	10.436	26.23	PK	38.1	-21.4	0	42.93	-	-	-	-	68.2	-25.27	0-360	100	V
4	5.272	34.57	PK	34.3	-19.5	0	49.37	-	-	-	-	68.2	-18.83	0-360	100	V
3	5.504	35.26	PK	34.7	-18.9	0	51.06	-	-	-	-	68.2	-17.14	0-360	100	H

* - indicates frequency in CFR15.205/IC7.2.2 Restricted Band

PK - Peak detector

Radiated Emissions

Frequency (GHz)	Meter Reading (dBuV)	Det	AF T711 (dB/m)	Amp/Cbl/Fl tr/Pad (dB)	DC Corr (dB)	Corrected Reading (dBuV/m)	Avg Limit (dBuV/m)	Margin (dB)	Peak Limit (dBuV/m)	PK Margin (dB)	UNII Non-Restricted (dBuV/m)	PK Margin (dB)	Azimuth (Degs)	Height (cm)	Polarity
* 11.579	33.66	PK1	38.1	-21.7	0	50.06	-	-	74	-23.94	-	-	248	301	H
* 11.58	22.38	AD1	38.1	-21.7	.24	39.02	54	-14.98	-	-	-	-	248	301	H

* - indicates frequency in CFR15.205/IC7.2.2 Restricted Band

PK1 - KDB789033 Method: Peak

AD1 - KDB789033 Method: AD Primary Power Average

UL VERIFICATION SERVICES INC. FORM NO: CCSUP4701J
47173 BENICIA STREET, FREMONT, CA 94538, USA TEL: (510) 771-1000 FAX: (510) 661-0888
This report shall not be reproduced except in full, without the written approval of UL Verification Services Inc.

12. WORST-CASE BELOW 1 GHz (in the 5.3 GHz Band)

SPURIOUS EMISSIONS 30 TO 1000 MHz (WORST-CASE CONFIGURATION, HORIZONTAL)

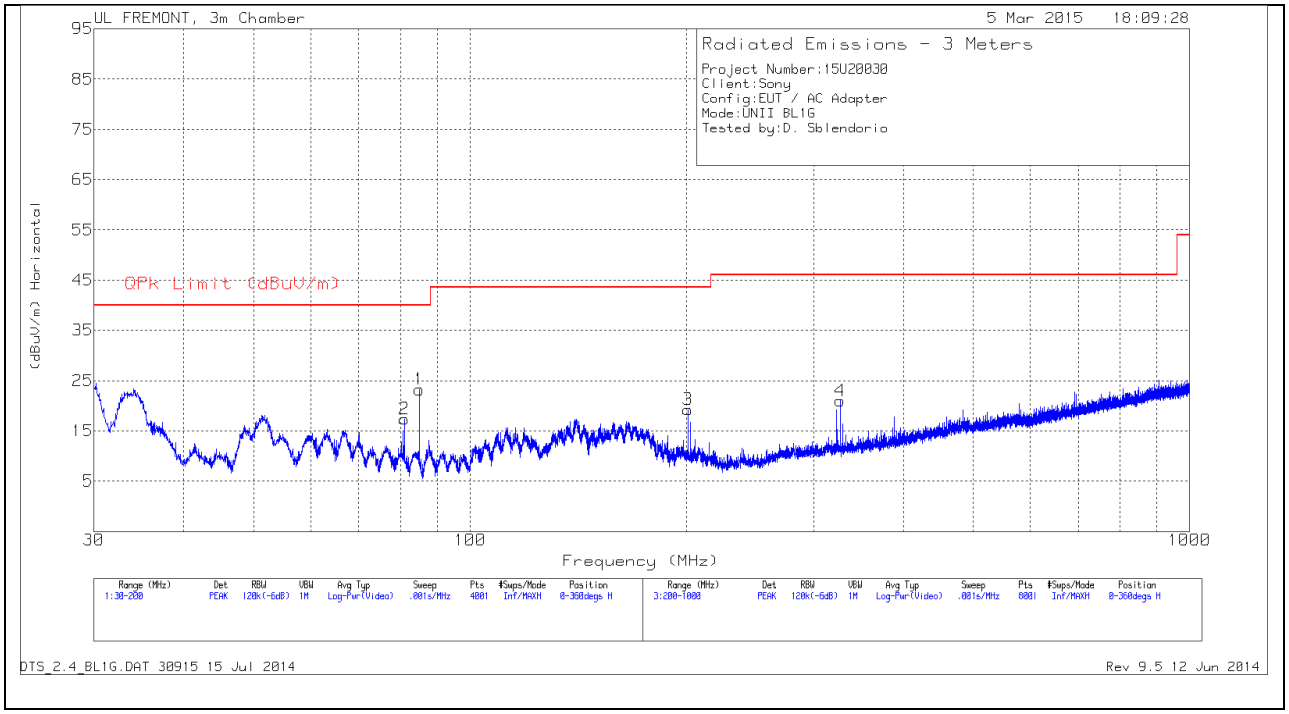

This report shall not be reproduced except in full, without the written approval of UL Verification Services Inc.

SPURIOUS EMISSIONS 30 TO 1000 MHz (WORST-CASE CONFIGURATION, VERTICAL)

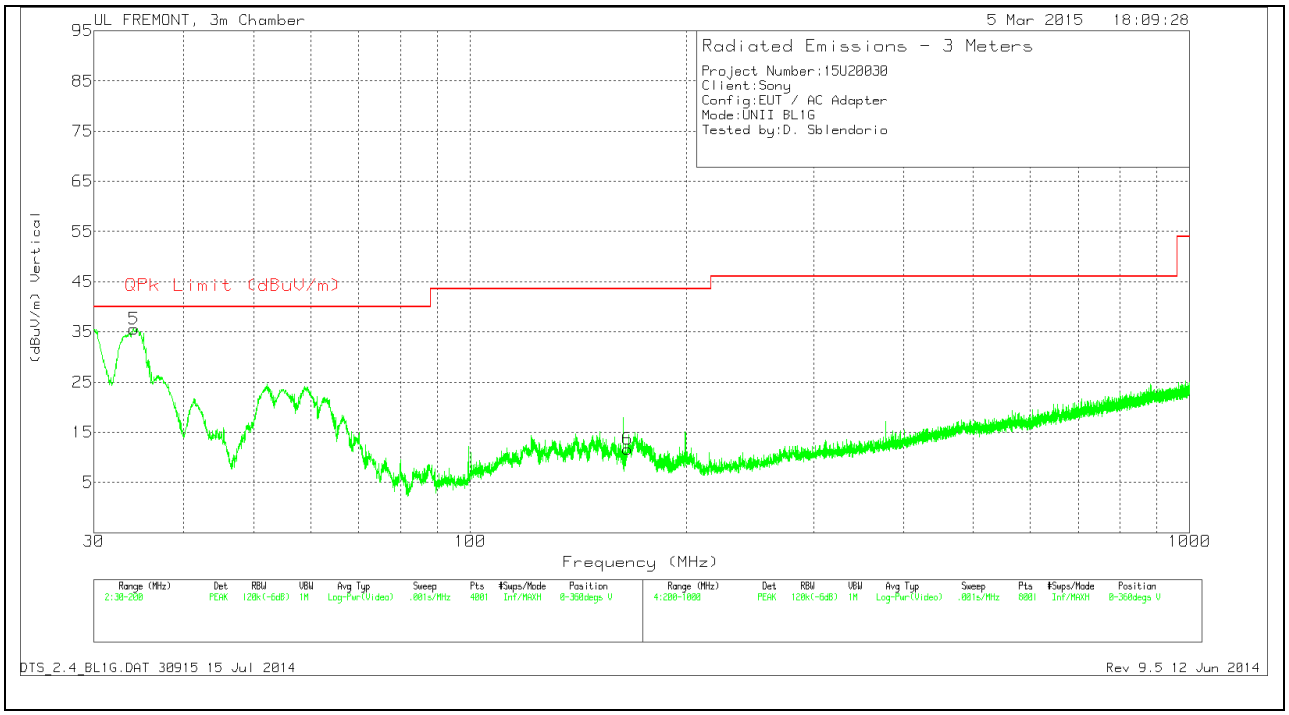

This report shall not be reproduced except in full, without the written approval of UL Verification Services Inc.

Below 1G Data

Marker	Frequency (MHz)	Meter Reading (dBuV)	Det	AF T130 (dB/m)	Amp/Cbl (dB/m)	Corrected Reading (dBuV/m)	QPk Limit (dBuV/m)	Margin (dB)	Azimuth (Degs)	Height (cm)	Polarity
5	34.08	48.4	PK	18.4	-31.2	35.6	40	-4.4	0-360	101	V
2	81.085	40.86	PK	7.2	-30.7	17.36	40	-22.64	0-360	400	H
1	84.995	46.62	PK	7.3	-30.7	23.22	40	-16.78	0-360	300	H
6	165.49	30.14	PK	11.7	-30.2	11.64	43.52	-31.88	0-360	101	V
3	200.9	36.72	PK	12.4	-29.9	19.22	43.52	-24.3	0-360	200	H
4	326.9	36.37	PK	13.9	-29.3	20.97	46.02	-25.05	0-360	101	H

PK - Peak detector

Radiated Emissions

Frequency (MHz)	Meter Reading (dBuV)	Det	AF T130 (dB/m)	Amp/Cbl (dB/m)	Corrected Reading (dBuV/m)	QPk Limit (dBuV/m)	Margin (dB)	Azimuth (Degs)	Height (cm)	Polarity
4764.7	45.05	PK1	0	0	45.05	53.97	-8.92	206	260	H
4765.048	34.23	QP	0	0	34.23	-	-	206	260	H

PK1 - KDB789033 Method: Peak

This report shall not be reproduced except in full, without the written approval of UL Verification Services Inc.

13. AC POWER LINE CONDUCTED EMISSIONS

LIMITS

FCC §15.207 (a)

Frequency of Emission (MHz)	Conducted Limit (dBuV)	
	Quasi-peak	Average
0.15-0.5	66 to 56 *	56 to 46 *
0.5-5	56	46
5-30	60	50

* Decreases with the logarithm of the frequency.

TEST PROCEDURE

The EUT is placed on a non-conducting table 40 cm from the vertical ground plane and 80 cm above the horizontal ground plane. The EUT is configured in accordance with ANSI C63.4.

The receiver is set to a resolution bandwidth of 9 kHz. Peak detection is used unless otherwise noted as quasi-peak or average.

Line conducted data is recorded for both NEUTRAL and HOT lines.

RESULTS

UL VERIFICATION SERVICES INC. FORM NO: CCSUP4701J
47173 BENICIA STREET, FREMONT, CA 94538, USA TEL: (510) 771-1000 FAX: (510) 661-0888
This report shall not be reproduced except in full, without the written approval of UL Verification Services Inc.

6 WORST EMISSIONS

LINE 1 PLOT

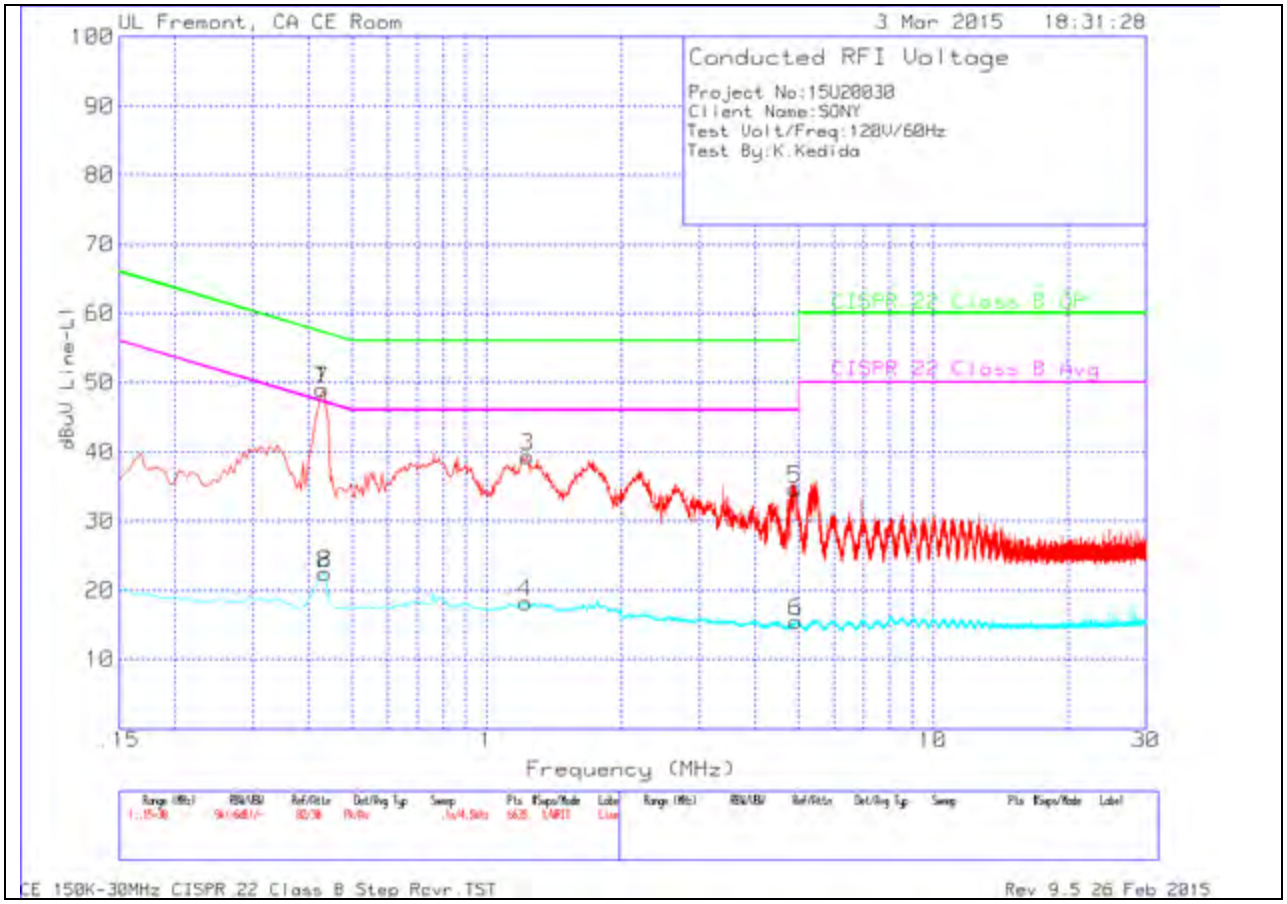

LINE 1 RESULTS

Range 1: Line-L1 .15 - 30MHz

Marker	Frequency (MHz)	Meter Reading (dBuV)	Det	T24 IL L1	LC Cables 1&3	Corrected Reading dBuV	CISPR 22 Class B QP	QP Margin (dB)	CISPR 22 Class B Avg	Margin (dB)
1	.429	48.63	Pk	.4	0	49.03	-	-	-	-
2	.4335	22.07	Av	.4	0	22.47	-	-	47.19	-24.72
3	1.2345	39.06	Pk	.2	.1	39.36	-	-	-	-
4	1.221	17.95	Av	.2	.1	18.25	-	-	46	-27.75
5	4.911	34.35	Pk	.2	.1	34.65	-	-	-	-
6	4.929	15.2	Av	.2	.1	15.5	-	-	46	-30.5
7	.429	48.63	Pk	.4	0	49.03	-	-	-	-
8	.4335	22.07	Av	.4	0	22.47	-	-	47.19	-24.72

This report shall not be reproduced except in full, without the written approval of UL Verification Services Inc.