Date/Time: 2005-12-22 14:53:55

Test Laboratory: Sony Ericsson Mobile Communications
File Name: ch512_Left_Cheek_051222_RP.da4

DUT: PY7A1022041; Type: GSM 1900; Serial: #3711
Program Name: SAR Measurement on the Head

Communication System: GSM 1900; Frequency: 1850.2 MHz;Duty Cycle: 1:8.3
Medium parameters used: f = 1850.2 MHz; σ = 1.41 mho/m; ε_r = 38.5; ρ = 1000 kg/m^3
Phantom section: Left Section

DASY4 Configuration:
- Probe: ET3DV6 - SN1815; ConvF(5.31, 5.31, 5.31); Calibrated: 2005-01-20
- Sensor-Surface: 4mm (Mechanical Surface Detection)
- Electronics: DAE3 Sn433; Calibrated: 2005-03-15
- Phantom: SAM 6; Type: SAM; Serial: 1351
- Measurement SW: DASY4, V4.6 Build 23; Postprocessing SW: SEMCAD, V1.8 Build 160

Left, Cheek/Area Scan (61x121x1): Measurement grid: dx=10mm, dy=10mm
Maximum value of SAR (interpolated) = 0.344 mW/g

Left, Cheek/Zoom Scan (5x5x7)/Cube 0: Measurement grid: dx=8mm, dy=8mm, dz=5mm
Reference Value = 12.0 V/m; Power Drift = -0.012 dB
Peak SAR (extrapolated) = 0.521 W/kg
SAR(1 g) = 0.302 mW/g; SAR(10 g) = 0.173 mW/g
Maximum value of SAR (measured) = 0.332 mW/g

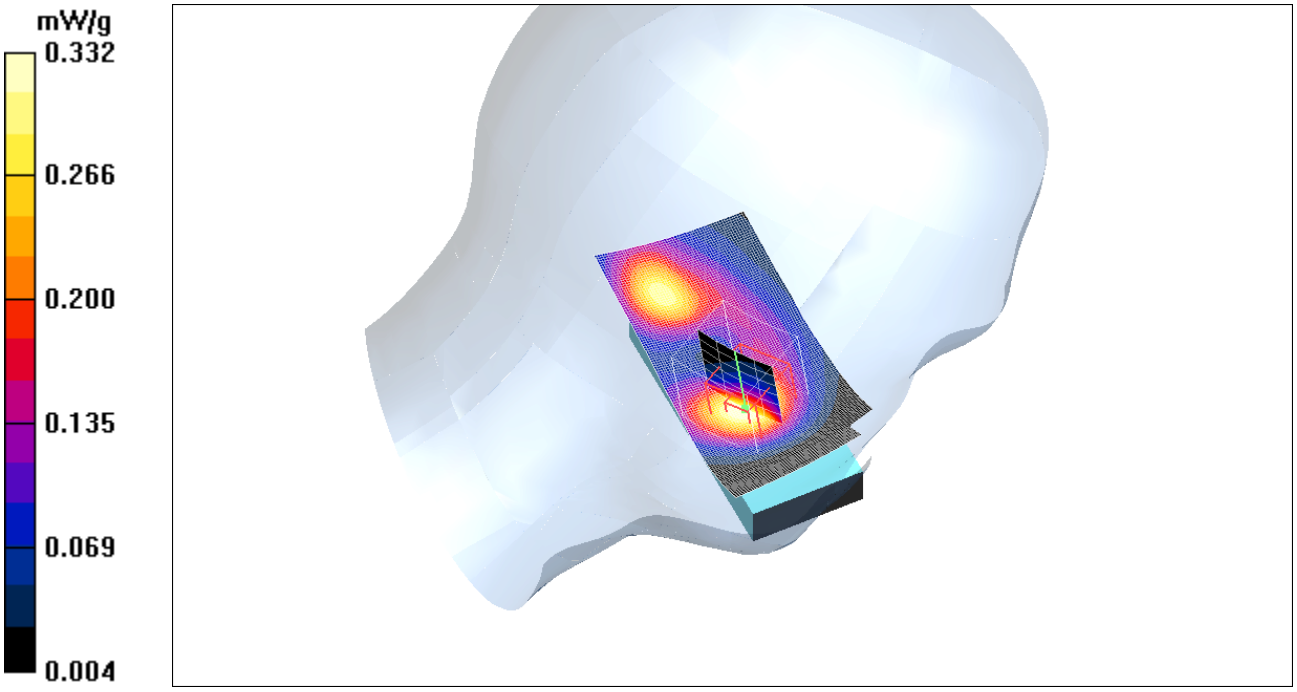

Date/Time: 2005-12-27 10:39:52

Test Laboratory: Sony Ericsson Mobile Communications
File Name: Verification Measurement 1900MHz_051227_RP.da4

DUT: Dipole 1900 MHz; Type: D1900V2; Serial: D1900V2 - SN:5d002
Program Name: Verification Measurement with BSL

Communication System: CW; Frequency: 1900 MHz;Duty Cycle: 1:1
Medium parameters used: f = 1900 MHz; σ = 1.55 mho/m; ε_r = 51.3; ρ = 1000 kg/m^3
Phantom section: Flat Section

DASY4 Configuration:
- Probe: ET3DV6 - SN1815; ConvF(4.69, 4.69, 4.69); Calibrated: 2005-01-20
- Sensor-Surface: 4mm (Mechanical Surface Detection)Sensor-Surface: 0mm (Fix Surface)
- Electronics: DAE3 Sn433; Calibrated: 2005-03-15
- Phantom: SAM 6; Type: SAM; Serial: 1351
- Measurement SW: DASY4, V4.6 Build 23; Postprocessing SW: SEMCAD, V1.8 Build 160

Flat, 10mm/Area Scan (71x71x1): Measurement grid: dx=10mm, dy=10mm
Maximum value of SAR (interpolated) = 4.46 mW/g
Flat, 10mm/Zoom Scan (5x5x7)/Cube 0: Measurement grid: dx=8mm, dy=8mm, dz=5mm
Reference Value = 57.0 V/m; Power Drift = -0.024 dB
Peak SAR (extrapolated) = 6.55 W/kg
SAR(1 g) = 3.91 mW/g; SAR(10 g) = 2.08 mW/g
Maximum value of SAR (measured) = 4.41 mW/g
Flat, 10mm/Z Scan (1x1x16): Measurement grid: dx=20mm, dy=20mm, dz=20mm
Maximum value of SAR (interpolated) = 1.45 mW/g

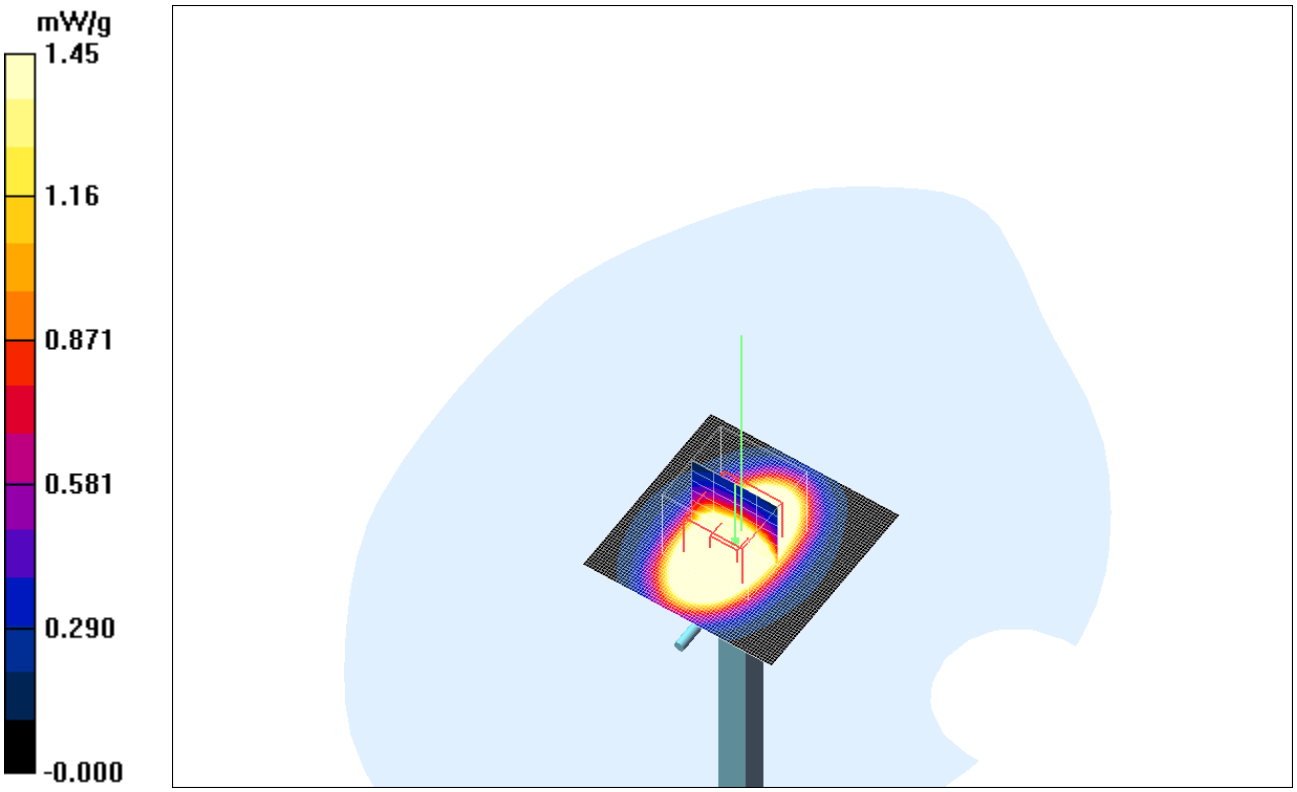

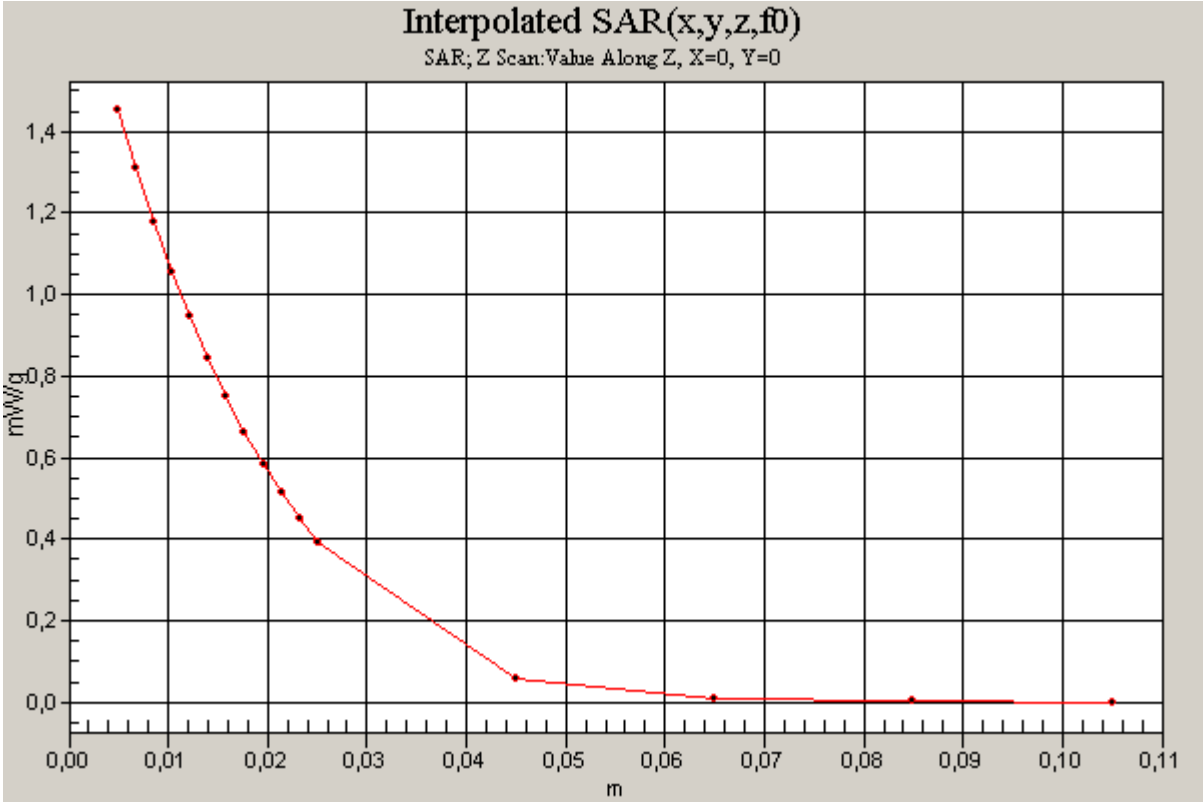
Interpolated SAR(x,y,z,f0)
SAR; Z Scan:Value Along Z, X=0, Y=0
mW/g
1,4
1,2
1,0
0,8
0,6
0,4
0,2
0,0
0,00
0,01
0,02
0,03
0,04
0,05
0,06
0,07
0,08
0,09
0,10
0,11
m

Date/Time: 2005-12-22 10:26:42

Test Laboratory: Sony Ericsson Mobile Communications
File Name: ch810_Right_Cheek_051222_RP.da4

DUT: PY7A1022041; Type: GSM 1900; Serial: #3711
Program Name: SAR Measurement on the Head

Communication System: GSM 1900; Frequency: 1909.8 MHz;Duty Cycle: 1:8.3
Medium parameters used (extrapolated): f = 1909.8 MHz; σ = 1.47 mho/m; ε_r = 38.2; ρ = 1000 kg/m^3
Phantom section: Right Section

DASY4 Configuration:
- Probe: ET3DV6 - SN1815; ConvF(5.31, 5.31, 5.31); Calibrated: 2005-01-20
- Sensor-Surface: 4mm (Mechanical Surface Detection)Sensor-Surface: 0mm (Fix Surface)
- Electronics: DAE3 Sn433; Calibrated: 2005-03-15
- Phantom: SAM 6; Type: SAM; Serial: 1351
- Measurement SW: DASY4, V4.6 Build 23; Postprocessing SW: SEMCAD, V1.8 Build 160

Right, Cheek/Area Scan (61x121x1): Measurement grid: dx=10mm, dy=10mm
Maximum value of SAR (interpolated) = 0.532 mW/g
Right, Cheek/Zoom Scan (5x5x7)/Cube 0: Measurement grid: dx=8mm, dy=8mm, dz=5mm
Reference Value = 12.2 V/m; Power Drift = -0.071 dB
Peak SAR (extrapolated) = 0.903 W/kg
SAR(1 g) = 0.463 mW/g; SAR(10 g) = 0.232 mW/g
Maximum value of SAR (measured) = 0.529 mW/g
Right, Cheek/Z Scan (1x1x16): Measurement grid: dx=20mm, dy=20mm, dz=20mm
Maximum value of SAR (interpolated) = 0.073 mW/g

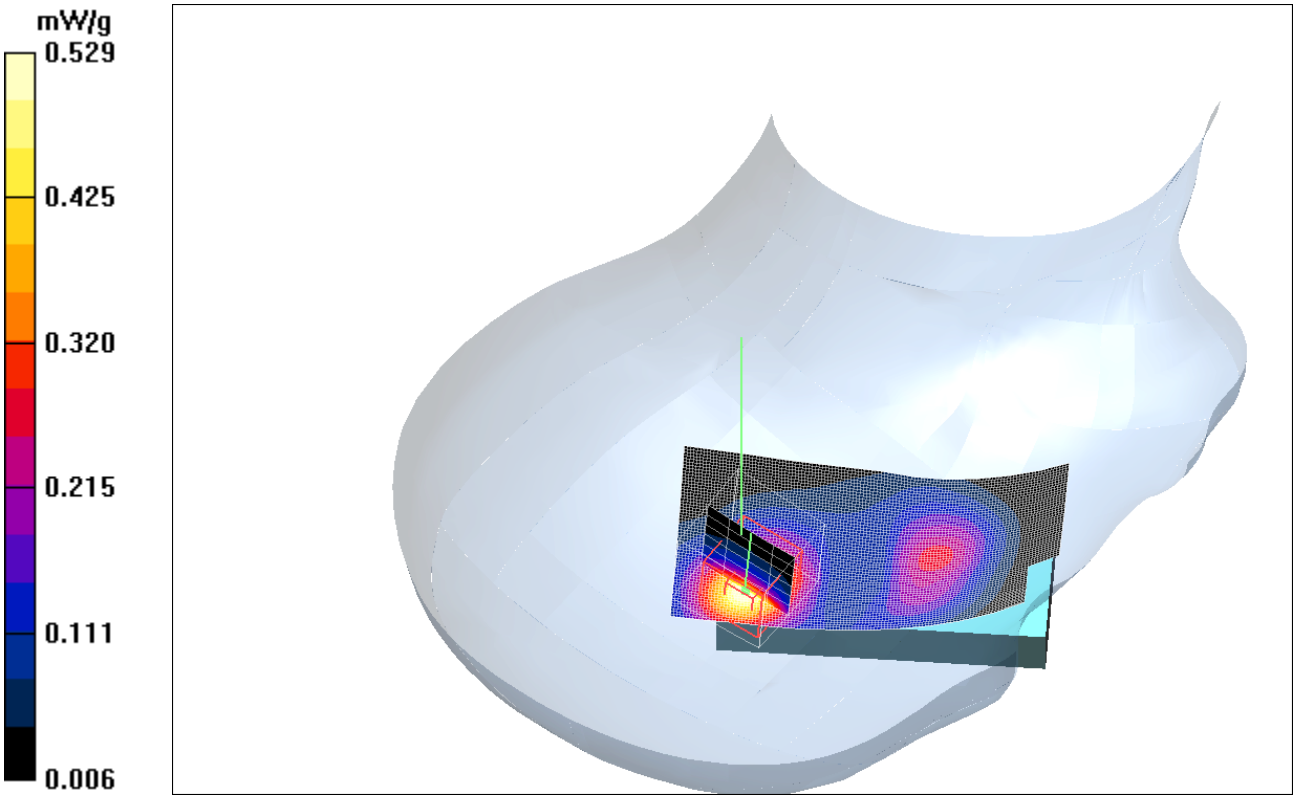

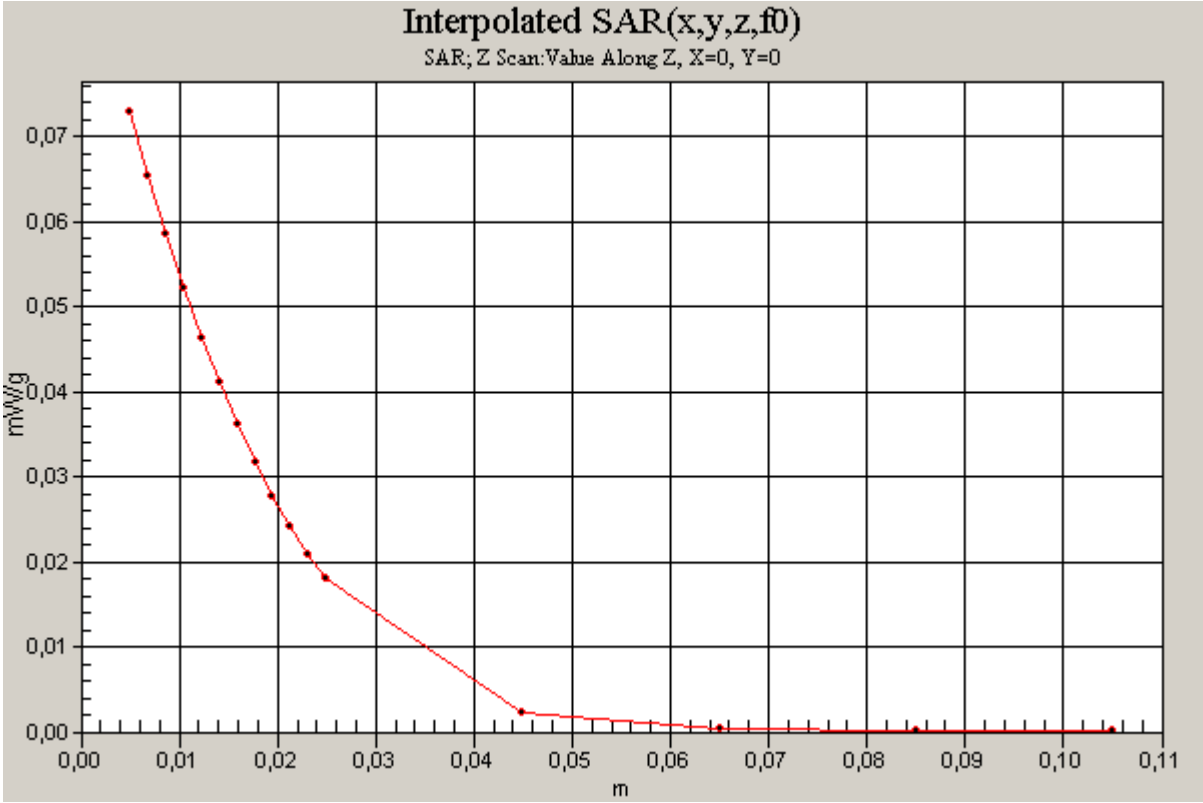
Interpolated SAR(x,y,z,f0)
SAR; Z Scan:Value Along Z, X=0, Y=0
mW/g
0,07
0,06
0,05
0,04
0,03
0,02
0,01
0,00
0,00
0,01
0,02
0,03
0,04
0,05
0,06
0,07
0,08
0,09
0,10
0,11
m

Date/Time: 2005-12-27 14:49:12

Test Laboratory: Sony Ericsson Mobile Communications
File Name: ch810_Flat_15mm_HF_BackToPh_051227_RP.da4

DUT: PY7A1022041; Type: GSM Triple Band; Serial: #3711
Program Name: SAR Body Measurement

Communication System: GSM 1900; Frequency: 1909.8 MHz;Duty Cycle: 1:8.3
Medium parameters used: f = 1909.8 MHz; σ = 1.56 mho/m; ε_r = 51.3; ρ = 1000 kg/m^3
Phantom section: Flat Section

DASY4 Configuration:
- Probe: ET3DV6 - SN1815; ConvF(4.69, 4.69, 4.69); Calibrated: 2005-01-20
- Sensor-Surface: 4mm (Mechanical Surface Detection)
- Electronics: DAE3 Sn433; Calibrated: 2005-03-15
- Phantom: SAM 6; Type: SAM; Serial: 1351
- Measurement SW: DASY4, V4.6 Build 23; Postprocessing SW: SEMCAD, V1.8 Build 160

Flat, 15mm/Area Scan (61x121x1): Measurement grid: dx=10mm, dy=10mm
Maximum value of SAR (interpolated) = 0.479 mW/g

Flat, 15mm/Zoom Scan (5x5x7)/Cube 0: Measurement grid: dx=8mm, dy=8mm, dz=5mm
Reference Value = 16.3 V/m; Power Drift = -0.104 dB
Peak SAR (extrapolated) = 0.675 W/kg
SAR(1 g) = 0.426 mW/g; SAR(10 g) = 0.248 mW/g
Maximum value of SAR (measured) = 0.473 mW/g



0 dB = 0.473mW/g

Date/Time: 2005-12-27 13:50:45

Test Laboratory: Sony Ericsson Mobile Communications
File Name: ch810_Flat_15mm_GPRS2Slots_FrontToPh_051227_RP.da4

DUT: PY7A1022041; Type: GSM Triple Band; Serial: #3711
Program Name: SAR Body Measurement

Communication System: GSM1900_GPRS; Frequency: 1909.8 MHz;Duty Cycle: 1:4.15
Medium parameters used: f = 1909.8 MHz; σ = 1.56 mho/m; ε_r = 51.3; ρ = 1000 kg/m^3
Phantom section: Flat Section

DASY4 Configuration:
- Probe: ET3DV6 - SN1815; ConvF(4.69, 4.69, 4.69); Calibrated: 2005-01-20
- Sensor-Surface: 4mm (Mechanical Surface Detection)Sensor-Surface: 0mm (Fix Surface)
- Electronics: DAE3 Sn433; Calibrated: 2005-03-15
- Phantom: SAM 6; Type: SAM; Serial: 1351
- Measurement SW: DASY4, V4.6 Build 23; Postprocessing SW: SEMCAD, V1.8 Build 160

Flat, 15mm/Area Scan (61x121x1): Measurement grid: dx=10mm, dy=10mm
Maximum value of SAR (interpolated) = 0.167 mW/g

Flat, 15mm/Zoom Scan (5x5x7)/Cube 0: Measurement grid: dx=8mm, dy=8mm, dz=5mm
Reference Value = 7.99 V/m; Power Drift = 0.008 dB
Peak SAR (extrapolated) = 0.233 W/kg
SAR(1 g) = 0.149 mW/g; SAR(10 g) = 0.091 mW/g
Maximum value of SAR (measured) = 0.163 mW/g

Flat, 15mm/Z Scan (1x1x16): Measurement grid: dx=20mm, dy=20mm, dz=20mm
Maximum value of SAR (interpolated) = 0.034 mW/g

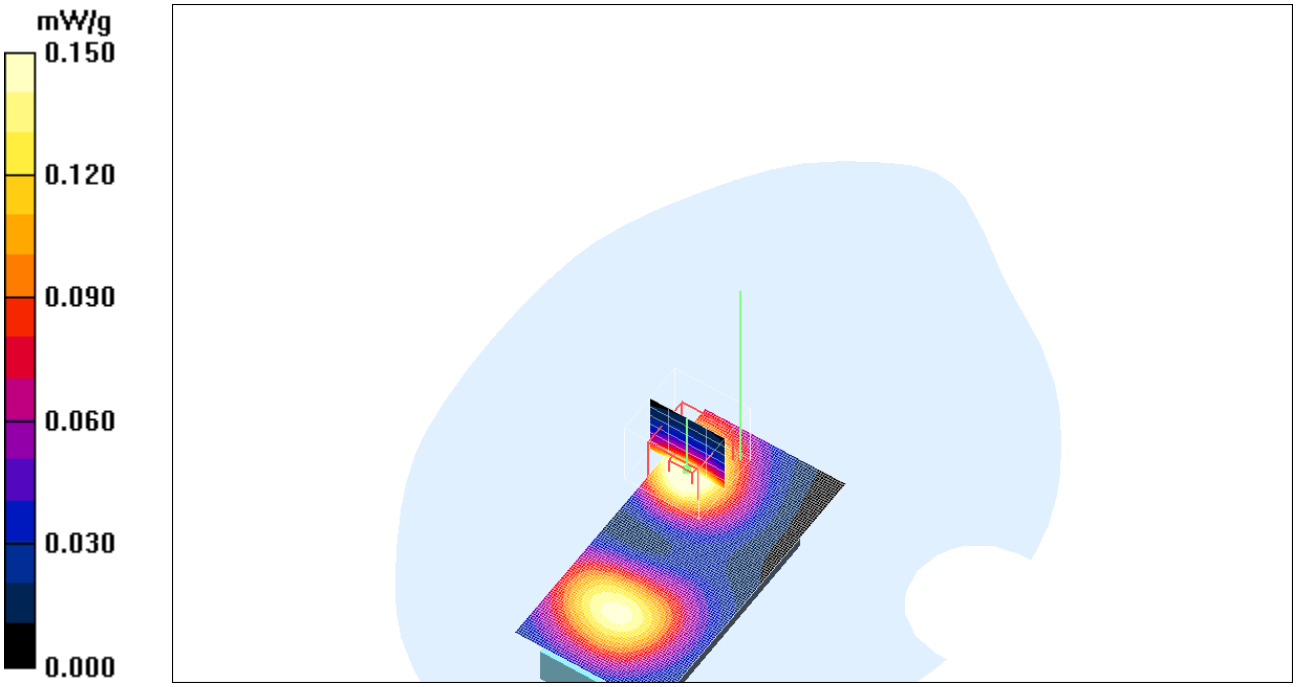

Date/Time: 2005-12-27 13:31:56

Test Laboratory: Sony Ericsson Mobile Communications
File Name: ch810_Flat_15mm_GPRS2Slots_BackToPh_051227_RP.da4

DUT: PY7A1022041; Type: GSM Triple Band; Serial: #3711
Program Name: SAR Body Measurement

Communication System: GSM1900_GPRS; Frequency: 1909.8 MHz;Duty Cycle: 1:4.15
Medium parameters used: f = 1909.8 MHz; σ = 1.56 mho/m; ε_r = 51.3; ρ = 1000 kg/m^3
Phantom section: Flat Section

DASY4 Configuration:
- Probe: ET3DV6 - SN1815; ConvF(4.69, 4.69, 4.69); Calibrated: 2005-01-20
- Sensor-Surface: 4mm (Mechanical Surface Detection)Sensor-Surface: 0mm (Fix Surface)
- Electronics: DAE3 Sn433; Calibrated: 2005-03-15
- Phantom: SAM 6; Type: SAM; Serial: 1351
- Measurement SW: DASY4, V4.6 Build 23; Postprocessing SW: SEMCAD, V1.8 Build 160

Flat, 15mm/Area Scan (61x121x1): Measurement grid: dx=10mm, dy=10mm
Maximum value of SAR (interpolated) = 0.828 mW/g

Flat, 15mm/Zoom Scan (5x5x7)/Cube 0: Measurement grid: dx=8mm, dy=8mm, dz=5mm
Reference Value = 21.1 V/m; Power Drift = -0.132 dB
Peak SAR (extrapolated) = 1.20 W/kg
SAR(1 g) = 0.734 mW/g; SAR(10 g) = 0.424 mW/g
Maximum value of SAR (measured) = 0.816 mW/g

Flat, 15mm/Z Scan (1x1x16): Measurement grid: dx=20mm, dy=20mm, dz=20mm
Maximum value of SAR (interpolated) = 0.236 mW/g



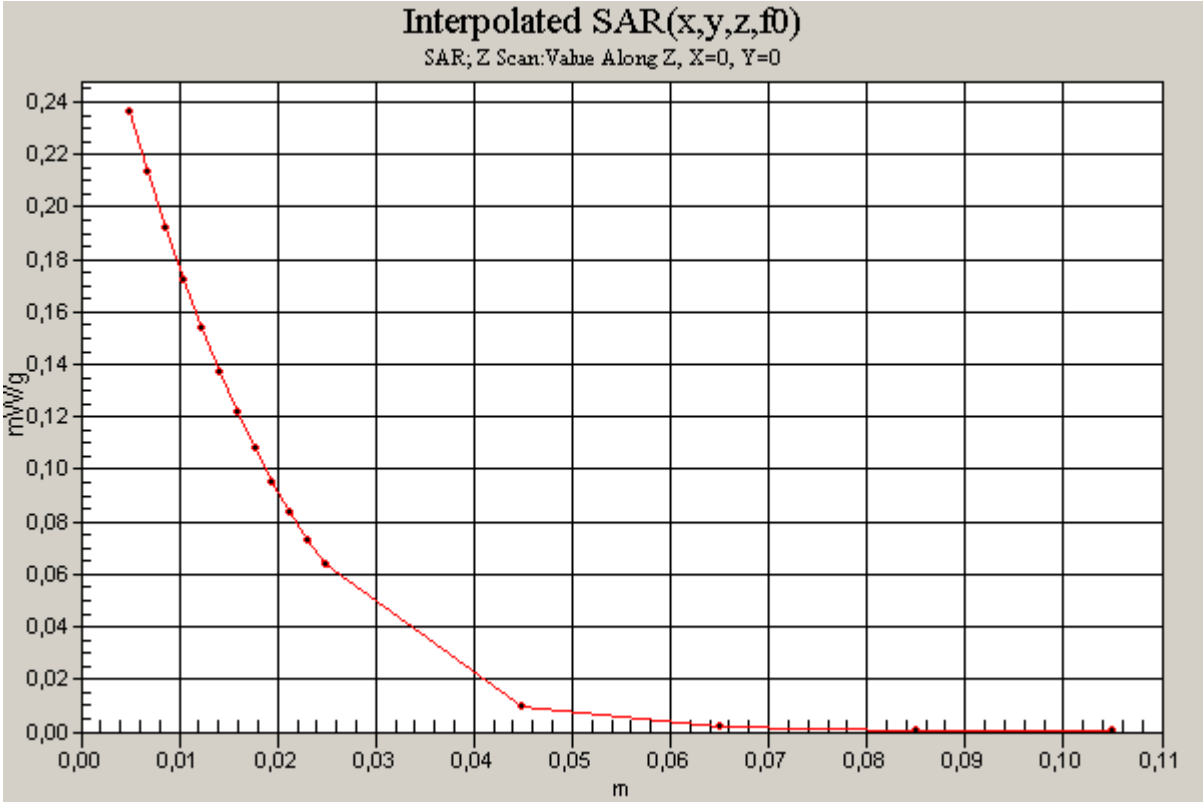
Interpolated SAR(x,y,z,f0)
SAR; Z Scan:Value Along Z, X=0, Y=0
mW/g
0,24
0,22
0,20
0,18
0,16
0,14
0,12
0,10
0,08
0,06
0,04
0,02
0,00
0,00
0,01
0,02
0,03
0,04
0,05
0,06
0,07
0,08
0,09
0,10
0,11
m

Date/Time: 2005-12-22 12:15:43

Test Laboratory: Sony Ericsson Mobile Communications
File Name: ch512_Right_Tilt_051222_RP.da4

DUT: PY7A1022041; Type: GSM 1900; Serial: #3711
Program Name: SAR Measurement on the Head

Communication System: GSM 1900; Frequency: 1850.2 MHz;Duty Cycle: 1:8.3
Medium parameters used: f = 1850.2 MHz; σ = 1.41 mho/m; ε_r = 38.5; ρ = 1000 kg/m^3
Phantom section: Right Section

DASY4 Configuration:
- Probe: ET3DV6 - SN1815; ConvF(5.31, 5.31, 5.31); Calibrated: 2005-01-20
- Sensor-Surface: 4mm (Mechanical Surface Detection)
- Electronics: DAE3 Sn433; Calibrated: 2005-03-15
- Phantom: SAM 6; Type: SAM; Serial: 1351
- Measurement SW: DASY4, V4.6 Build 23; Postprocessing SW: SEMCAD, V1.8 Build 160

Right, Tilt/Area Scan (61x121x1): Measurement grid: dx=10mm, dy=10mm
Maximum value of SAR (interpolated) = 0.509 mW/g

Right, Tilt/Zoom Scan (5x5x7)/Cube 0: Measurement grid: dx=8mm, dy=8mm, dz=5mm
Reference Value = 12.8 V/m; Power Drift = -0.024 dB
Peak SAR (extrapolated) = 0.837 W/kg
SAR(1 g) = 0.447 mW/g; SAR(10 g) = 0.222 mW/g
Maximum value of SAR (measured) = 0.515 mW/g

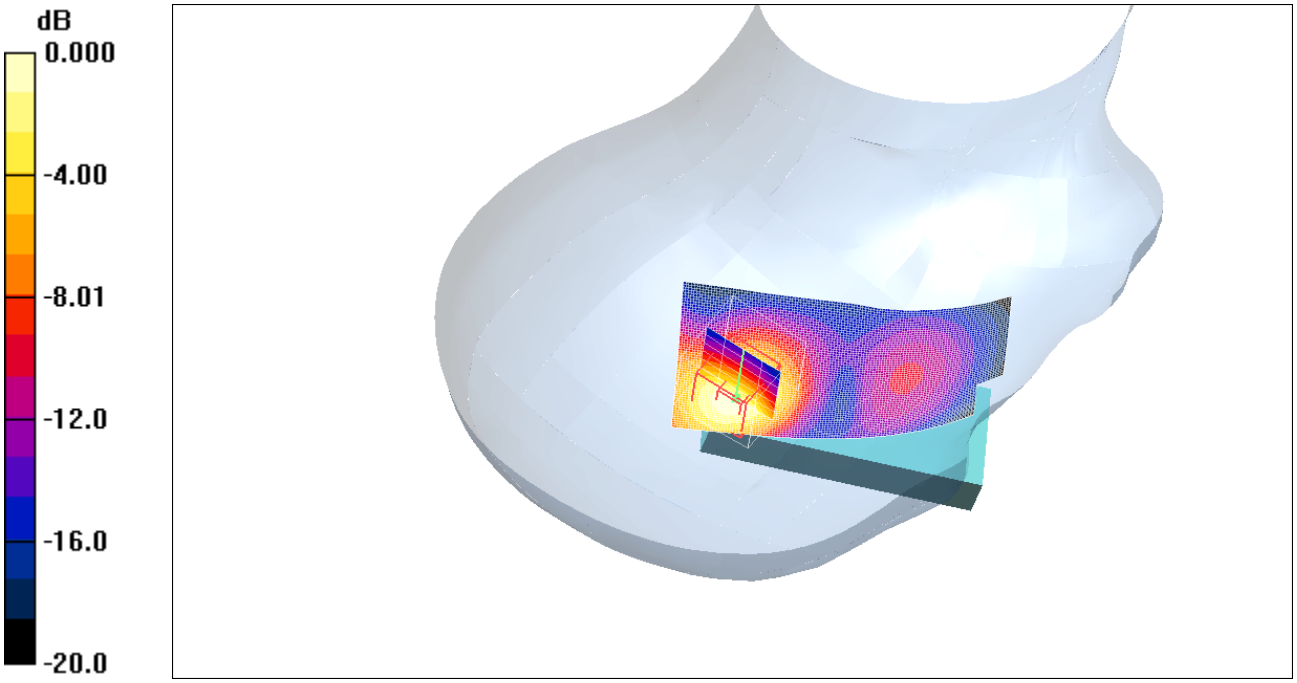

0 dB = 0.515mW/g

Date/Time: 2005-12-22 13:17:40

Test Laboratory: Sony Ericsson Mobile Communications
File Name: ch512_Left_Tilt_051222_RP.da4

DUT: PY7A1022041; Type: GSM 1900; Serial: #3711
Program Name: SAR Measurement on the Head

Communication System: GSM 1900; Frequency: 1850.2 MHz;Duty Cycle: 1:8.3
Medium parameters used: f = 1850.2 MHz; σ = 1.41 mho/m; ε_r = 38.5; ρ = 1000 kg/m^3
Phantom section: Left Section

DASY4 Configuration:
- Probe: ET3DV6 - SN1815; ConvF(5.31, 5.31, 5.31); Calibrated: 2005-01-20
- Sensor-Surface: 4mm (Mechanical Surface Detection)
- Electronics: DAE3 Sn433; Calibrated: 2005-03-15
- Phantom: SAM 6; Type: SAM; Serial: 1351
- Measurement SW: DASY4, V4.6 Build 23; Postprocessing SW: SEMCAD, V1.8 Build 160

Left, Tilt/Area Scan (61x121x1): Measurement grid: dx=10mm, dy=10mm
Maximum value of SAR (interpolated) = 0.335 mW/g

Left, Tilt/Zoom Scan (5x5x7)/Cube 0: Measurement grid: dx=8mm, dy=8mm, dz=5mm
Reference Value = 12.4 V/m; Power Drift = 0.026 dB
Peak SAR (extrapolated) = 0.523 W/kg
SAR(1 g) = 0.307 mW/g; SAR(10 g) = 0.167 mW/g
Maximum value of SAR (measured) = 0.343 mW/g

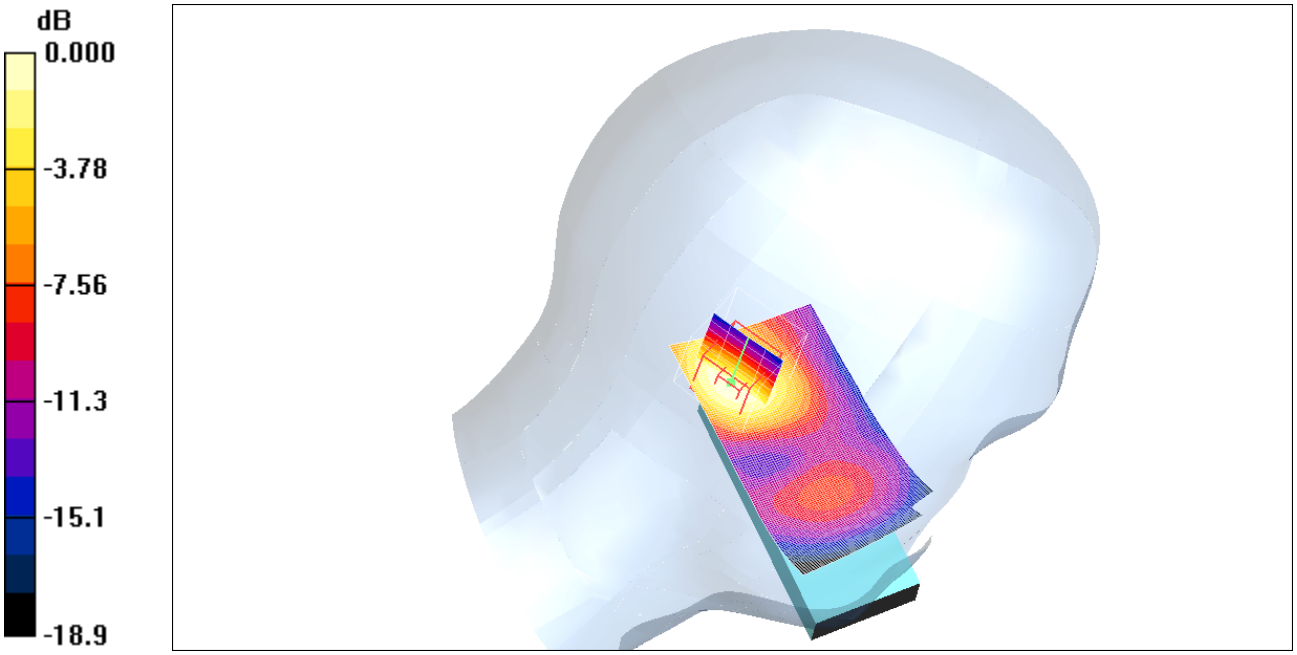

0 dB = 0.343mW/g

Date/Time: 2005-12-22 08:31:56

Test Laboratory: Sony Ericsson Mobile Communications
File Name: Verification Measurement 1900MHz_051222_RP.da4

DUT: Dipole 1900 MHz; Type: D1900V2; Serial: D1900V2 - SN:5d002
Program Name: Verification Measurement with HSL

Communication System: CW; Frequency: 1900 MHz;Duty Cycle: 1:1
Medium parameters used: f = 1900 MHz; σ = 1.46 mho/m; ε_r = 38.3; ρ = 1000 kg/m^3
Phantom section: Flat Section

DASY4 Configuration:
- Probe: ET3DV6 - SN1815; ConvF(5.31, 5.31, 5.31); Calibrated: 2005-01-20
- Sensor-Surface: 4mm (Mechanical Surface Detection)Sensor-Surface: 0mm (Fix Surface)
- Electronics: DAE3 Sn433; Calibrated: 2005-03-15
- Phantom: SAM 6; Type: SAM; Serial: 1351
- Measurement SW: DASY4, V4.6 Build 23; Postprocessing SW: SEMCAD, V1.8 Build 160

Flat,10mm/Area Scan (61x61x1): Measurement grid: dx=10mm, dy=10mm
Maximum value of SAR (interpolated) = 4.47 mW/g

Flat,10mm/Zoom Scan (5x5x7)/Cube 0: Measurement grid: dx=8mm, dy=8mm, dz=5mm
Reference Value = 58.0 V/m; Power Drift = -0.008 dB
Peak SAR (extrapolated) = 6.93 W/kg
SAR(1 g) = 3.92 mW/g; SAR(10 g) = 2.03 mW/g
Maximum value of SAR (measured) = 4.42 mW/g

Flat,10mm/Z Scan (1x1x16): Measurement grid: dx=20mm, dy=20mm, dz=20mm
Maximum value of SAR (interpolated) = 1.15 mW/g

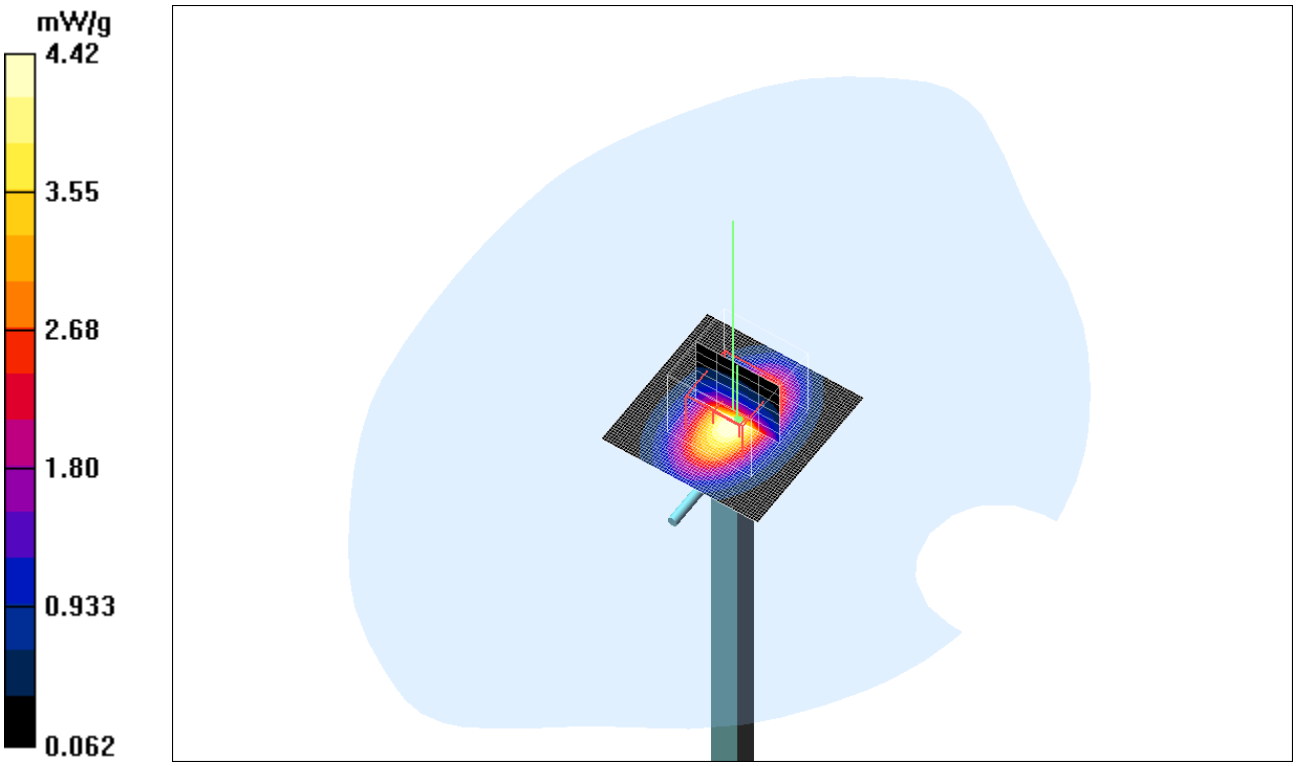

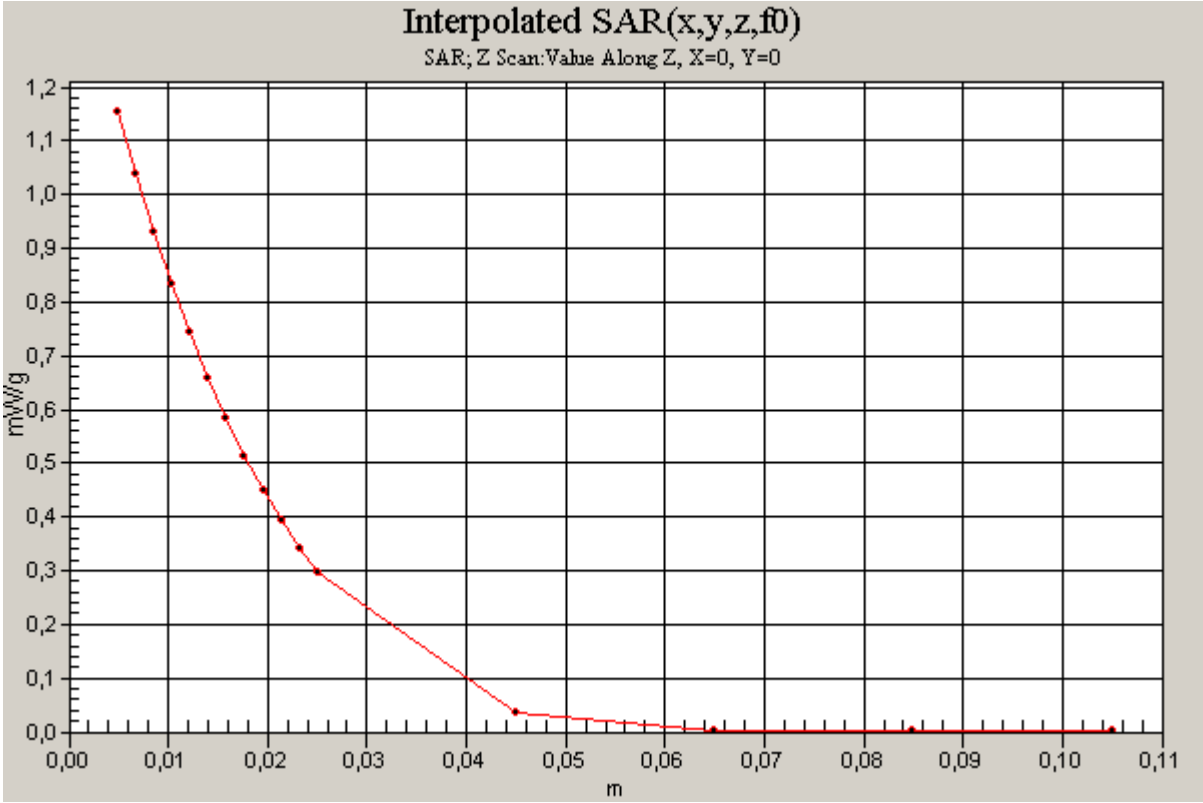
Interpolated SAR(x,y,z,f0)
SAR; Z Scan:Value Along Z, X=0, Y=0
mW/g
1,2
1,1
1,0
0,9
0,8
0,7
0,6
0,5
0,4
0,3
0,2
0,1
0,0
0,00
0,01
0,02
0,03
0,04
0,05
0,06
0,07
0,08
0,09
0,10
0,11
m