Deutscher Akkreditierungs Rat

Accredited testing laboratory

DAR registration number: DAT-P-176/94-D1

Test report no. : 2-4883-53-02/08
Type identification : AAD-3352031-BV
Test specification : IEEE P1528/D1.2
FCC-ID : PY7A3352031
IC-ID : 4170B-A3352031

Table of Contents

1 General Information ... 3
1.1 Notes ... 3
1.1.1 Statement of Compliance ... 3
1.2 Testing laboratory ... 4
1.3 Details of applicant ... 4
1.4 Application details ... 4
1.5 Test item ... 5
1.6 Test specification(s) ... 6
1.6.1 RF exposure limits ... 6
2 Technical test ... 7
2.1 Summary of test results ... 7
2.2 Test environment ... 7
2.3 Measurement and test set-up ... 7
2.4 Measurement system ... 8
2.4.1 System Description ... 8
2.4.2 Test environment ... 9
2.4.3 Probe description ... 9
2.4.4 Phantom description ... 9
2.4.5 Device holder description ... 9
2.4.6 Scanning procedure ... 9
2.4.7 Spatial Peak SAR Evaluation ... 9
2.4.8 Data Storage and Evaluation ... 9
2.4.9 Test equipment utilized ... 9
2.4.10 Tissue simulating liquids: dielectric properties ... 9
2.4.11 Tissue simulating liquids: parameters ... 9
2.4.12 Measurement uncertainty evaluation for SAR test ... 9
2.4.13 Measurement uncertainty evaluation for system validation ... 9
2.4.14 System validation ... 9
2.4.15 Validation procedure ... 9
2.5 Test results (Head and Body SAR) ... 9
2.5.1 General description of test procedures ... 9
2.6 Test results (conducted power measurement) ... 9
2.6.1 Multiple Transmitter Information ... 9

Annex 1 System performance verification ... 9
Annex 2 Measurement results (printout from DASY TM) ... 9
Annex 2.1 PCS 850 MHz head ... 9
Annex 2.2 PCS 850 MHz body ... 9
Annex 2.3 PCS 1900 MHz head ... 9
Annex 2.4 PCS 1900 MHz body ... 9
Annex 2.5 WLAN 2450 MHz head ... 9
Annex 2.6 WLAN 2450 MHz body ... 9
Annex 2.7 Z-axis scans ... 9
Annex 3 Photo documentation ... 9
Annex 3.1 Liquid depth ... 9
Annex 4 RF Technical Brief Cover Sheet acc. to RSS-102 ... 9
Annex 4.1 Declaration of RF Exposure Compliance ... 9
Annex 5 Calibration parameters ... 9

1 General Information

1.1 Notes

The test results of this test report relate exclusively to the test item specified in 1.5. The CETECOM ICT Services GmbH does not assume responsibility for any conclusions and generalisations drawn from the test results with regard to other specimens or samples of the type of the equipment represented by the test item. The test report may only be reproduced or published in full. Reproduction or publication of extracts from the report requires the prior written approval of the CETECOM ICT Services GmbH.

1.1.1 Statement of Compliance

The SAR values found for the AAD-3352031-BV Mobile Phone are below the maximum recommended levels of 1.6 W/Kg as averaged over any 1 g tissue according to the FCC rule §2.1093, the ANSI/IEEE C 95.1:1999, the NCRP Report Number 86 for uncontrolled environment, according to the Health Canada's Safety Code 6 and the Industry Canada Radio Standards Specification RSS-102 for General Population/Uncontrolled exposure.
For body worn operation, this device has been tested and meets FCC RF exposure guidelines when used with any accessory that contains no metal and that positions the handset a minimum of 15 mm from the body. Use of other accessories may not ensure compliance with FCC RF exposure guidelines.
The measurement together with the test system set-up is described in chapter 2.3 of this test report. A detailed description of the equipment under test can be found in chapter 1.5.

Test engineer:

2008-08-28	**Oleksandr Hnatovskiy**	
Date	Name	Signature

Technical responsibility for area of testing:

2008-08-28	**Thomas Vogler**	
Date	Name	Signature

1.2 Testing laboratory

CETECOM ICT Services GmbH
Untertuerkheimer Straße 6-10,
66117 Saarbruecken
Germany
Telephone: + 49 681 598 - 0
Fax: + 49 681 598 - 8475

e-mail: info@ict.cetecom.de
Internet: http://www.cetecom-ict.de

State of accreditation: The Test laboratory (area of testing) is accredited according to DIN EN ISO/IEC 17025. DAR registration number: DAT-P-176/94-D1

Test location, if different from CETECOM ICT Services GmbH

Name: ---
Street: ---
Town: ---
Country: ---
Phone: ---
Fax: ---

1.3 Details of applicant

Name: Sony Ericsson Mobile Communications AB

Street: Nya Vattentornet
Town: 22188 Lund
Country: Sweden

Contact: Mr. Peter Lindeborg
Telephone: +46-46-212-6180

1.4 Application details

Date of receipt of application: 2008-08-11
Date of receipt of test item: 2008-08-11
Start/Date of test: 2008-08-11
End of test: 2008-08-20

Person(s) present during the test: ---

1.5 Test item

Description of the test item: Mobile Phone
Type identification: AAD-3352031-BV
FCC-ID : PY7A3352031
IC-ID : 4170B-A3352031
Serial number: CB5112N6W4 / CB5112X2VF

Manufacturer:
Name: Sony Ericsson Mobile Communications AB
Street: Nya Vattentornet
Town: 22188 Lund
Country: Sweden

additional information on the DUT:		
device type :	portable device	
IMEI No :	00440107-573019-8 / 00440107-575749-8 (WLAN)	
exposure category:	uncontrolled environment / general population	
test device production information	Production unit	
device operating configurations :		
operating mode(s)	GSM, DCS, PCS, UMTS/WCDMA, WLAN, Bluetooth	
modulation	GMSK, 8-PSK, DSSS, OFDM	
GPRS mobile station class :	B	
GPRS multislot class :	10	voice mode : ---
EGPRS multislot class	10	voice mode : ---
maximum no. of timeslots in uplink:	2	
operating frequency range(s)	transmitter frequency range	receiver frequency range
PCS 1900 (tested):	1850.2 MHz ~ 1909.8 MHz	1930.2 MHz ~ 1989.8 MHz
PCS 850 (tested):	824.2 MHz ~ 848.8 MHz	869.2 MHz ~ 893.8 MHz
DCS 1800	1710 MHz ~ 1785 MHz	1805 MHz ~ 1880 MHz
GSM 900	880 MHz ~ 915 MHz	925 MHz ~ 960 MHz
FDD I	1922.4 MHz ~ 1977.6 MHz	2112.4 MHz ~ 2167.6 MHz
WLAN (tested)	2412 MHz (channel 1) - 2462 MHz (channel 11)	
Power class :	1, tested with power level 0 (1900 MHz band) 4, tested with power level 5 (850 MHz band)	
measured peak output power (conducted):	850 MHz band: 33.2 dBm (GMSK); 28.4 dBm (8-PSK) 1900 MHz band: 30.2 dBm (GMSK); 26.6 dBm (8-PSK) 2450 MHz WLAN: 16.8 dBm (802.11b); 21.6 dBm (802.11g)	
test channels (low-mid-high) :	128-190-251 (850 MHz band) 512-661-810 (1900 MHz band) 1-6-11 (2450 MHz band)	
hardware version :	AP1	
software version :	R1AA080	
antenna type :	Integrated antenna	
accessories/body-worn onfigurations:	Stereo headset	
battery options :	Sony Ericsson Battery BST-33 Li-Polymer 3.6V 950mAh	

1.6 Test specification(s)

Supplement C (Edition 01-01) to OET Bulletin 65 (Edition 97-01)

IEEE P1528/D1.2 (April 21, 2003)

RSS-102: Radio Frequency Exposure Compliance of Radiocommunication Apparatus (All Frequency Bands (Issue 2 of November 2005)

Canada's Safety Code 6: Limits of Human Exposure to Radiofrequency Electromagnetic Fields in the Frequency Range from 3 kHz to 300 GHz (99-EHD-237)

IEEE Std C95.3 – 1991, IEEE Recommended Practice for the Measurement of Potentially Hazardous Electromagnetic Fields – RF and Microwave.

IEEE Std C95.1 – 1999, IEEE Standard for Safety Levels with Respect to Human Exposure to Radio Frequency Electromagnetic Fields, 3 kHz – 300 GHz.

1.6.1 RF exposure limits

Human Exposure	Uncontrolled Environment General Population	Controlled Environment Occupational
Spatial Peak SAR* (Brain)	**1.60 mW/g**	8.00 mW/g
Spatial Average SAR** (Whole Body)	0.08 mW/g	0.40 mW/g
Spatial Peak SAR*** (Hands/Feet/Ankle/Wrist)	4.00 mW/g	20.00 mW/g

Table 1: RF exposure limits

The limit applied in this test report is shown in **bold** letters

Notes:

* The Spatial Peak value of the SAR averaged over any 1 gram of tissue (defined as a tissue volume in the shape of a cube) and over the appropriate averaging time

** The Spatial Average value of the SAR averaged over the whole body.

*** The Spatial Peak value of the SAR averaged over any 10 grams of tissue (defined as a tissue volume in the shape of a cube) and over the appropriate averaging time.

Uncontrolled Environments are defined as locations where there is the exposure of individuals who have no knowledge or control of their exposure.

Controlled Environments are defined as locations where there is exposure that may be incurred by persons who are aware of the potential for exposure, (i.e. as a result of employment or occupation).

2 Technical test

2.1 Summary of test results

No deviations from the technical specification(s) were ascertained in the course of the tests performed.	☒
The deviations as specified in 2.5 were ascertained in the course of the tests performed.	☐

2.2 Test environment

General Environment conditions in the test area are as follows:

Ambient temperature: 20°C – 24°C
Tissue simulating liquid: 20°C – 24°C
Humidity: 40% – 50%

Exact temperature values for each test are shown in the table(s) under 2.5. and/or on the measurement plots.

2.3 Measurement and test set-up

The measurement system is described in chapter 2.4.

The test setup for the system validation can be found in chapter 2.4.14.

A description of positioning and test signal control can be found in chapter 2.5 together with the test results.

2.4 Measurement system

2.4.1 System Description

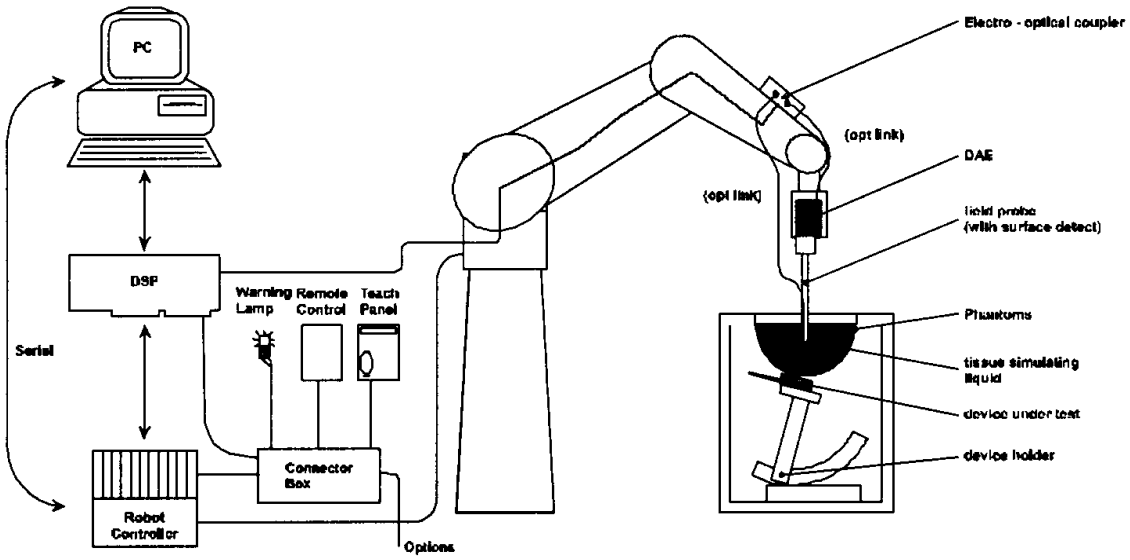

The DASY4 system for performing compliance tests consists of the following items:

- A standard high precision 6-axis robot (Stäubli RX family) with controller and software. An arm extension for accommodating the data acquisition electronics (DAE).

- A dosimetric probe, i.e. an isotropic E-field probe optimized and calibrated for usage in tissue simulating liquid. The probe is equipped with an optical surface detector system.

- A data acquisition electronic (DAE) which performs the signal amplification, signal multiplexing, AD-conversion, offset measurements, mechanical surface detection, collision detection, etc. The unit is battery powered with standard or rechargeable batteries. The signal is optically transmitted to the EOC.
- A unit to operate the optical surface detector which is connected to the EOC.
- The Electro-Optical Coupler (EOC) performs the conversion from the optical into a digital electric signal of the DAE. The EOC is connected to the DASY4 measurement server.
- The DASY4 measurement server, which performs all real-time data evaluation for field measurements and surface detection, controls robot movements and handles safety operation. A computer operating Windows 2000
- DASY4 software and SEMCAD data evaluation software.
- Remote control with teach panel and additional circuitry for robot safety such as warning lamps, etc.
- The generic twin phantom enabling the testing of left-hand and right-hand usage.
- The device holder for handheld mobile phones.
- Tissue simulating liquid mixed according to the given recipes.
- System validation dipoles allowing to validate the proper functioning of the system.

2.4.2 Test environment

The DASY4 measurement system is placed at the head end of a room with dimensions:
5 x 2.5 x 3 m³, the SAM phantom is placed in a distance of 75 cm from the side walls and 1.1m from the rear wall. Above the test system a 1.5 x 1.5 m² array of pyramid absorbers is installed to reduce reflections from the ceiling.
Picture 1 of the photo documentation shows a complete view of the test environment.
The system allows the measurement of SAR values larger than 0.005 mW/g.

2.4.3 Probe description

Isotropic E-Field Probe ET3DV6 for Dosimetric Measurements

Technical data according to manufacturer information	
Construction	Symmetrical design with triangular core Built-in optical fiber for surface detection system Built-in shielding against static charges PEEK enclosure material (resistant to organic solvents, e.g., glycolether)
Calibration	In air from 10 MHz to 2.5 GHz In head tissue simulating liquid (HSL) at 900 (800-1000) MHz and 1.8 GHz (1700-1910 MHz) (accuracy ± 9.5%; k=2) Calibration for other liquids and frequencies upon request
Frequency	10 MHz to 3 GHz (dosimetry); Linearity: ± 0.2 dB (30 MHz to 3 GHz)
Directivity	± 0.2 dB in HSL (rotation around probe axis) ± 0.4 dB in HSL (rotation normal to probe axis)
Dynamic range	5 µW/g to > 100 mW/g; Linearity: ± 0.2 dB
Optical Surface Detection	± 0.2 mm repeatability in air and clear liquids over diffuse reflecting surfaces (ET3DV6 only)
Dimensions	Overall length: 330 mm Tip length: 16 mm Body diameter: 12 mm Tip diameter: 6.8 mm Distance from probe tip to dipole centers: 2.7 mm
Application	General dosimetry up to 3 GHz Compliance tests of mobile phones Fast automatic scanning in arbitrary phantoms (ET3DV6)

2.4.4 Phantom description

The used SAM Phantom meets the requirements specified in Edition 01-01 of Supplement C to OET Bulletin 65 for Specific Absorption Rate (SAR) measurements.
The phantom consists of a fibreglass shell integrated in a wooden table. It allows left-hand and right-hand head as well as body-worn measurements with a maximum liquid depth of 18 cm in head position and 22 cm in planar position (body measurements). The thickness of the Phantom shell is 2 mm +/- 0.1 mm.



2.4.5 Device holder description

The DASY4 device holder has two scales for device rotation (with respect to the body axis) and the device inclination (with respect to the line between the ear openings). The plane between the ear openings and the mouth tip has a rotation angle of 65°. The bottom plate contains three pair of bolts for locking the device holder. The device holder positions are adjusted to the standard measurement positions in the three sections. This device holder is used for standard mobile phones or PDA's only. If necessary an additional support of polystyrene material is used.

Larger DUT's (e.g. notebooks) cannot be tested using this device holder. Instead a support of bigger polystyrene cubes and thin polystyrene plates is used to position the DUT in all relevant positions to find and measure spots with maximum SAR values.
Therefore those devices are normally only tested at the flat part of the SAM.

2.4.6 Scanning procedure

The DASY4 installation includes predefined files with recommended procedures for measurements and validation. They are read-only document files and destined as fully defined but unmeasured masks. All test positions (head or body-worn) are tested with the same configuration of test steps differing only in the grid definition for the different test positions.

- The „reference“ and „drift“ measurements are located at the beginning and end of the batch process. They measure the field drift at one single point in the liquid over the complete procedure. The indicated drift is mainly the variation of the DUT’s output power and should vary max. +/- 5 %.

- The „surface check“ measurement tests the optical surface detection system of the DASY4 system by repeatedly detecting the surface with the optical and mechanical surface detector and comparing the results. The output gives the detecting heights of both systems, the difference between the two systems and the standard deviation of the detection repeatability. Air bubbles or refraction in the liquid due to separation of the sugar-water mixture gives poor repeatability (above ± 0.1mm). To prevent wrong results tests are only executed when the liquid is free of air bubbles. The difference between the optical surface detection and the actual surface depends on the probe and is specified with each probe. (It does not depend on the surface reflectivity or the probe angle to the surface within ± 30°.)

- The „area scan“ measures the SAR above the DUT or verification dipole on a parallel plane to the surface. It is used to locate the approximate location of the peak SAR with 2D spline interpolation. The robot performs a stepped movement along one grid axis while the local electrical field strenth is measured by the probe. The probe is touching the surface of the SAM during acquisition of measurement values. The standard scan uses large grid spacing for faster measurement. Standard grid spacing for head measurements is 15 mm in x- and y- dimension. If a finer resolution is needed, the grid spacing can be reduced. Grid spacing and orientation have no influence on the SAR result. For special applications where the standard scan method does not find the peak SAR within the grid, e.g. mobile phones with flip cover, the grid can be adapted in orientation.
  Results of this coarse scan are shown in annex 2.

- A „7x7x7 zoom scan” measures the field in a volume around the 2D peak SAR value acquired in the previous „coarse“ scan. This is a fine 7x7 grid where the robot additionally moves the probe in 7 steps along the z-axis away from the bottom of the Phantom. Grid spacing for the cube measurement is 5 mm in x and y-direction and 5 mm in z-direction. DASY4 is also able to perform repeated zoom scans if more than 1 peak is found during area scan. In this document, the evaluated peak 1g and 10g averaged SAR values are shown in the 2D-graphics in annex 2. Test results relevant for the specified standard (see chapter 1.6.) are shown in table form in chapter 2.5.

- A Z-axis scan measures the total SAR value at the x-and y-position of the maximum SAR value found during the cube 7x7x7 scan. The probe is moved away in z-direction from the bottom of the SAM phantom in 2mm steps. This measurement shows the continuity of the liquid and can - depending in the field strength – also show the liquid depth. A z-axis scan of the measurement with maximum SAR value is shown in annex 2.

2.4.7 Spatial Peak SAR Evaluation

The spatial peak SAR - value for 1 and 10 g is evaluated after the Cube measurements have been done. The basis of the evaluation are the SAR values measured at the points of the fine cube grid consisting of 7 x 7 x 7 points. The algorithm that finds the maximal averaged volume is separated into three different stages.

- The data between the dipole center of the probe and the surface of the phantom are extrapolated. This data cannot be measured since the center of the dipole is 2.7 mm away from the tip of the probe and the distance between the surface and the lowest measuring point is about 1 mm (see probe calibration sheet). The extrapolated data from a cube measurement can be visualized by selecting 'Graph Evaluated'.

- The maximum interpolated value is searched with a straight-forward algorithm. Around this maximum the SAR - values averaged over the spatial volumes (1g or 10 g) are computed using the 3d-spline interpolation algorithm. If the volume cannot be evaluated (i.e., if a part of the grid was cut off by the boundary of the measurement area) the evaluation will be started on the corners of the bottom plane of the cube.

- All neighboring volumes are evaluated until no neighboring volume with a higher average value is found.

Extrapolation

The extrapolation is based on a least square algorithm [W. Gander, Computermathematik, p.168-180]. Through the points in the first 3 cm along the z-axis, polynomials of order four are calculated. These polynomials are then used to evaluate the points between the surface and the probe tip. The points, calculated from the surface, have a distance of 1 mm from each other.

Interpolation

The interpolation of the points is done with a 3d-Spline. The 3d-Spline is composed of three one-dimensional splines with the "Not a knot"-condition [W. Gander, Computermathematik, p.141-150] (x, y and z -direction) [Numerical Recipes in C, Second Edition, p.123ff].

Volume Averaging

At First the size of the cube is calculated. Then the volume is integrated with the trapezoidal algorithm. 8000 points (20x20x20) are interpolated to calculate the average.

Advanced Extrapolation

DASY4 uses the advanced extrapolation option which is able to compansate boundary effects on E-field probes.

2.4.8 Data Storage and Evaluation

Data Storage

The DASY4 software stores the acquired data from the data acquisition electronics as raw data (in microvolt readings from the probe sensors), together with all necessary software parameters for the data evaluation (probe calibration data, liquid parameters and device frequency and modulation data) in measurement files with the extension ".DA4". The software evaluates the desired unit and format for output each time the data is visualized or exported. This allows verification of the complete software setup even after the measurement and allows correction of incorrect parameter settings. For example, if a measurement has been performed with a wrong crest factor parameter in the device setup, the parameter can be corrected afterwards and the data can be re-evaluated.

The measured data can be visualized or exported in different units or formats, depending on the selected probe type ([V/m], [A/m], [°C], [mW/g], [mW/cm²], [dBrel], etc.). Some of these units are not available in certain situations or show meaningless results, e.g., a SAR output in a lossless media will always be zero. Raw data can also be exported to perform the evaluation with other software packages.

Data Evaluation by SEMCAD

The SEMCAD software automatically executes the following procedures to calculate the field units from the microvolt readings at the probe connector. The parameters used in the evaluation are stored in the configuration modules of the software:

Probe parameters:	- Sensitivity	$Norm_i$, a_{i0}, a_{i1}, a_{i2}
	- Conversion factor	$ConvF_i$
	- Diode compression point	Dcpi
Device parameters:	- Frequency	f
	- Crest factor	cf
Media parameters:	- Conductivity	σ
	- Density	ρ

These parameters must be set correctly in the software. They can be found in the component documents or they can be imported into the software from the configuration files issued for the DASY4 components. In the direct measuring mode of the multimeter option, the parameters of the actual system setup are used. In the scan visualization and export modes, the parameters stored in the corresponding document files are used.

The first step of the evaluation is a linearization of the filtered input signal to account for the compression characteristics of the detector diode. The compensation depends on the input signal, the diode type and the DC-transmission factor from the diode to the evaluation electronics.

If the exciting field is pulsed, the crest factor of the signal must be known to correctly compensate for peak power. The formula for each channel can be given as:

$$V_i = U_i + U_i^2 \cdot cf/dcp_i$$

with	V_i	= compensated signal of channel i	(i = x, y, z)
	U_i	= input signal of channel i	(i = x, y, z)
	cf	= crest factor of exciting field	(DASY parameter)
	dcp_i	= diode compression point	(DASY parameter)

From the compensated input signals the primary field data for each channel can be evaluated:

E-field probes: $$E_i = (V_i / Norm_i \cdot ConvF)^{1/2}$$

H-field probes: $$H_i = (V_i)^{1/2} \cdot (a_{i0} + a_{i1}f + a_{i2}f^2)/f$$

with	V_i	= compensated signal of channel i	(i = x, y, z)
	$Norm_i$	= sensor sensitivity of channel i [mV/(V/m)^2] for E-field Probes	(i = x, y, z)
	ConvF	= sensitivity enhancement in solution	
	a_{ij}	= sensor sensitivity factors for H-field probes	
	f	= carrier frequency [GHz]	
	E_i	= electric field strength of channel i in V/m	
	H_i	= magnetic field strength of channel i in A/m	

The RSS value of the field components gives the total field strength (Hermitian magnitude):

$$E_{tot} = (E_x^2 + E_Y^2 + E_z^2)^{1/2}$$

The primary field data are used to calculate the derived field units.

$$SAR = (E_{tot}^2 \cdot \sigma) / (\rho \cdot 1000)$$

with	SAR	= local specific absorption rate in mW/g
	E_{tot}	= total field strength in V/m
	σ	= conductivity in [mho/m] or [Siemens/m]
	ρ	= equivalent tissue density in g/cm^3

Note that the density is normally set to 1 (or 1.06), to account for actual brain density rather than the density of the simulation liquid.The power flow density is calculated assuming the excitation field to be a free space field.

$$P_{pwe} = E_{tot}^2 / 3770 \qquad \text{or} \qquad P_{pwe} = H_{tot}^2 \cdot 37.7$$

with	P_{pwe}	= equivalent power density of a plane wave in mW/cm^2
	E_{tot}	= total electric field strength in V/m
	H_{tot}	= total magnetic field strength in A/m

2.4.9 Test equipment utilized

This table gives a complete overview of the SAR measurement equipment

Devices used during the test described in chapter 2.5. are marked ☒

	Manufacturer	Device	Type	Serial number	Date of last calibration)*
☒	Schmid & Partner Engineering AG	Dosimetric E-Field Probe	ET3DV6	1554	May 13, 2008
☒	Schmid & Partner Engineering AG	Dosimetric E-Field Probe	ET3DV6	1559	January 23, 2008
☒	Schmid & Partner Engineering AG	900 MHz System Validation Dipole	D900V2	099	May 13, 2008
☒	Schmid & Partner Engineering AG	1900 MHz System Validation Dipole	D1900V2	531	May 14, 2008
☒	Schmid & Partner Engineering AG	2450 MHz System Validation Dipole	D2450V2	710	August 20, 2007
☒	Schmid & Partner Engineering AG	Data acquisition electronics	DAE3V1	413	January 18, 2008
☒	Schmid & Partner Engineering AG	Software	DASY 4 V4.5	---	N/A
☒	Schmid & Partner Engineering AG	Phantom	SAM	---	N/A
☒	Rohde & Schwarz	Universal Radio Communication Tester	CMU 200	832221/055	March 20, 2008
☒	Hewlett Packard)*	Network Analyser 300 kHz to 6 GHz	8753C	2937U00269	March 13, 2007
☒	Hewlett Packard)*	Network Analyser 300 kHz to 6 GHz	85047A	2936A00872	March 13, 2007
☒	Hewlett Packard	Dielectric Probe Kit	85070C	US99360146	N/A
☒	Hewlett Packard	Signal Generator	8665A	2833A00112	November 12, 2007
☒	Amplifier Reasearch	Amplifier	25S1G4 (25 Watt)	20452	N/A
☒	Rohde & Schwarz	Power Meter	NRP	101367	January 9, 2008
☒	Rohde & Schwarz	Power Meter Sensor	NRP Z22	100227	January 9, 2008
☒	Rohde & Schwarz	Power Meter Sensor	NRP Z22	100234	January 9, 2008

)* : Network analyzer probe calibration against air, distilled water and a shorting block performed before measuring liquid parameters.

2.4.10 Tissue simulating liquids: dielectric properties

The following materials are used for producing the tissue-equivalent materials.

(liquids used for tests described in chapter 2.5. are marked with ☒) :

Ingredients (% of weight)	**Frequency (MHz)**					
frequency band	☐ 450	☒ 835	☐ 900	☐ 1800	☒ 1900	☒ 2450
Tissue Type	Head	Head	Head	Head	Head	Head
Water	38.56	41.45	40.92	52.64	54.9	62.7
Salt (NaCl)	3.95	1.45	1.48	0.36	0.18	0.5
Sugar	56.32	56.0	56.5	0.0	0.0	0.0
HEC	0.98	1.0	1.0	0.0	0.0	0.0
Bactericide	0.19	0.1	0.1	0.0	0.0	0.0
Triton X-100	0.0	0.0	0.0	0.0	0.0	36.8
DGBE	0.0	0.0	0.0	47.0	44.92	0.0

Table 2: Head tissue dielectric properties

Ingredients (% of weight)	**Frequency (MHz)**					
frequency band	☐ 450	☒ 835	☐ 900	☐ 1800	☒ 1900	☒ 2450
Tissue Type	Body	Body	Body	Body	Body	Body
Water	51.16	52.4	56.0	69.91	69.91	73.2
Salt (NaCl)	1.49	1.40	0.76	0.13	0.13	0.04
Sugar	46.78	45.0	41.76	0.0	0.0	0.0
HEC	0.52	1.0	1.21	0.0	0.0	0.0
Bactericide	0.05	0.1	0.27	0.0	0.0	0.0
Triton X-100	0.0	0.0	0.0	0.0	0.0	0.0
DGBE	0.0	0.0	0.0	29.96	29.96	26.7

Table 3: Body tissue dielectric properties

Salt: 99+% Pure Sodium Chloride
Sugar: 98+% Pure Sucrose
Water: De-ionized, 16MΩ+ resistivity
HEC: Hydroxyethyl Cellulose
DGBE: 99+% Di(ethylene glycol) butyl ether, [2-(2-butoxyethoxy)ethanol]
Triton X-100(ultra pure): Polyethylene glycol mono [4-(1,1,3,3-tetramethylbutyl)phenyl]ether

Note : Due to their availability body tissue simulating liquids as defined by FCC OET Bulletin 65 Supplement C are generally used for body worn SAR testing according to European standards.

2.4.11 Tissue simulating liquids: parameters

Used Target Frequency	Target Head Tissue		Measured Head Tissue		Measured Date
[MHz]	Permittivity	Conductivity [S/m]	Permittivity	Conductivity [S/m]	
835	41.5	0.90	42.7	0.89	2008-08-11
900	41.5	0.97	42.0	0.95	2008-08-11
1900	40.0	1.40	39.4	1.40	2008-08-14
2450	39.2	1.80	38.3	1.85	2008-08-20

Table 4: Parameter of the head tissue simulating liquid

Used Target Frequency	Target Body Tissue		Measured Body Tissue		Measured Date
[MHz]	Permittivity	Conductivity [S/m]	Permittivity	Conductivity [S/m]	
835	55.2	0.97	54.2	0.97	2008-08-12
900	55.0	1.05	53.6	1.04	2008-08-12
1900	53.3	1.52	52.6	1.53	2008-08-13
2450	52.7	1.95	52.1	1.86	2008-08-19

Table 5: Parameter of the body tissue simulating liquid

Note: The dielectric properties have been measured using the contact probe method at 22°C.

2.4.12 Measurement uncertainty evaluation for SAR test

The overall combined measurement uncertainty of the measurement system is ± 10,3% (K=1).
The expanded uncertainty (k=2) is assessed to be ± 20.6%
This measurement uncertainty budget is suggested by IEEE P1528 and determined by Schmid & Partner Engineering AG. The breakdown of the individual uncertainties is as follows:

Error Sources	Uncertainty Value	Probability Distribution	Divi-sor	c_i 1g	c_i 10g	Standard Uncertainty 1g	Standard Uncertainty 10g	v_i^2 or v_{eff}
Measurement System								
Probe calibration	± 4.8%	Normal	1	1	1	± 4.8%	± 4.8%	∞
Axial isotropy	± 4.7%	Rectangular	√3	0.7	0.7	± 1.9%	± 1.9%	∞
Hemispherical isotropy	± 9.6%	Rectangular	√3	0.7	0.7	± 3.9%	± 3.9%	∞
Spatial resolution	± 0.0%	Rectangular	√3	1	1	± 0.0%	± 0.0%	∞
Boundary effects	± 1.0%	Rectangular	√3	1	1	± 0.6%	± 0.6%	∞
Probe linearity	± 4.7%	Rectangular	√3	1	1	± 2.7%	± 2.7%	∞
System detection limits	± 1.0%	Rectangular	√3	1	1	± 0.6%	± 0.6%	∞
Readout electronics	± 1.0%	Normal	1	1	1	± 1.0%	± 1.0%	∞
Response time	± 0.8%	Rectangular	√3	1	1	± 0.5%	± 0.5%	∞
Integration time	± 2.6%	Rectangular	√3	1	1	± 1.5%	± 1.5%	∞
RF ambient conditions	± 3.0%	Rectangular	√3	1	1	± 1.7%	± 1.7%	∞
Probe positioner	± 0.4%	Rectangular	√3	1	1	± 0.2%	± 0.2%	∞
Probe positioning	± 2.9%	Rectangular	√3	1	1	± 1.7%	± 1.7%	∞
Max. SAR evaluation	± 1.0%	Rectangular	√3	1	1	± 0.6%	± 0.6%	∞
Test Sample Related								
Device positioning	± 2.9%	Normal	1	1	1	± 2.9%	± 2.9%	145
Device holder uncertainty	± 3.6%	Normal	1	1	1	± 3.6%	± 3.6%	5
Power drift	± 5.0%	Rectangular	√3	1	1	± 2.9%	± 2.9%	∞
Phantom and Set-up								
Phantom uncertainty	± 4.0%	Rectangular	√3	1	1	± 2.3%	± 2.3%	∞
Liquid conductivity (target)	± 5.0%	Rectangular	√3	0.64	0.43	± 1.8%	± 1.2%	∞
Liquid conductivity (meas.)	± 2.5%	Normal	1	0.64	0.43	± 1.6%	± 1.1%	∞
Liquid permittivity (target)	± 5.0%	Rectangular	√3	0.6	0.49	± 1.7%	± 1.4%	∞
Liquid permittivity (meas.)	± 2.5%	Normal	1	0.6	0.49	± 1.5%	± 1.2%	∞
Combined Uncertainty						± 10.3%	± 10.0%	330
Expanded Std. Uncertainty						**± 20.6%**	**± 20.1%**	

Table 6: Measurement uncertainties

2.4.13 Measurement uncertainty evaluation for system validation

The overall combined measurement uncertainty of the measurement system is ± 8.4% (K=1).
The expanded uncertainty (k=2) is assessed to be ± 16.8%
This measurement uncertainty budget is suggested by IEEE P1528 and determined by Schmid & Partner Engineering AG. The breakdown of the individual uncertainties is as follows:

Error Sources	Uncertainty Value	Probability Distribution	Divi-sor	c_i 1g	c_i 10g	Standard Uncertainty 1g	Standard Uncertainty 10g	v_i^2 or v_{eff}
Measurement System								
Probe calibration	± 4.8%	Normal	1	1	1	± 4.8%	± 4.8%	∞
Axial isotropy	± 4.7%	Rectangular	√3	0.7	0.7	± 1.9%	± 1.9%	∞
Hemispherical isotropy	± 0.0%	Rectangular	√3	0.7	0.7	± 0.0%	± 3.9%	∞
Boundary effects	± 1.0%	Rectangular	√3	1	1	± 0.6%	± 0.6%	∞
Probe linearity	± 4.7%	Rectangular	√3	1	1	± 2.7%	± 2.7%	∞
System detection limits	± 1.0%	Rectangular	√3	1	1	± 0.6%	± 0.6%	∞
Readout electronics	± 1.0%	Normal	1	1	1	± 1.0%	± 1.0%	∞
Response time	± 0.0%	Rectangular	√3	1	1	± 0.0%	± 0.0%	∞
Integration time	± 0.0%	Rectangular	√3	1	1	± 0.0%	± 0.0%	∞
RF ambient conditions	± 3.0%	Rectangular	√3	1	1	± 1.7%	± 1.7%	∞
Probe positioner	± 0.4%	Rectangular	√3	1	1	± 0.2%	± 0.2%	∞
Probe positioning	± 2.9%	Rectangular	√3	1	1	± 1.7%	± 1.7%	∞
Max. SAR evaluation	± 1.0%	Rectangular	√3	1	1	± 0.6%	± 0.6%	∞
Test Sample Related								
Dipole axis to liquid distance	± 2.0%	Normal	1	1	1	± 1.2%	± 1.2%	∞
Power drift	± 4.7%	Rectangular	√3	1	1	± 2.7%	± 2.7%	∞
Phantom and Set-up								
Phantom uncertainty	± 4.0%	Rectangular	√3	1	1	± 2.3%	± 2.3%	∞
Liquid conductivity (target)	± 5.0%	Rectangular	√3	0.64	0.43	± 1.8%	± 1.2%	∞
Liquid conductivity (meas.)	± 2.5%	Normal	1	0.64	0.43	± 1.6%	± 1.1%	∞
Liquid permittivity (target)	± 5.0%	Rectangular	√3	0.6	0.49	± 1.7%	± 1.4%	∞
Liquid permittivity (meas.)	± 2.5%	Normal	1	0.6	0.49	± 1.5%	± 1.2%	∞
Combined Uncertainty						**± 8.4%**	**± 8.1%**	
Expanded Std. Uncertainty						**± 16.8%**	**± 16.2%**	

Table 7: Measurement uncertainties

2.4.14 System validation

The system validation is performed for verifying the accuracy of the complete measurement system and performance of the software. The system validation is performed with tissue equivalent material according to IEEE P1528 (described above). The following table shows validation results for all frequency bands and tissue liquids used during the tests of the test item described in chapter 1.5.
(graphic plot(s) see annex 1).

Validation Kit	Frequency	Target Peak SAR (1000 mW) (+/- 10%)	Target SAR_{1g} (1000 mW) (+/- 10%)	Measured Peak SAR	Measured SAR_{1g}	Measured date
D900V2 S/N: 009	900 MHz head	15.7 mW/g	10.6 mW/g	14.6 mW/g	10.5 mW/g	2008-08-11
D900V2 S/N: 009	900 MHz body	16.6 mW/g	11.0 mW/g	16.4 mW/g	11.3 mW/g	2008-08-12
D1900V2 S/N: 531	1900 MHz head	71.6 mW/g	37.6 mW/g	70.4 mW/g	39.2 mW/g	2008-08-14
D1900V2 S/N: 531	1900 MHz head	71.6 mW/g	37.6 mW/g	69.5 mW/g	39.3 mW/g	2008-08-15
D1900V2 S/N: 531	1900 MHz body	69.6 mW/g	38.3 mW/g	69.8 mW/g	37.8 mW/g	2008-08-13
D2450V2 S/N: 710	2450 MHz head	111.6 mW/g	52.8 mW/g	120.0 mW/g	56.2 mW/g	2008-08-20
D2450V2 S/N: 710	2450 MHz body	107.6 mW/g	52.4 mW/g	114.7 mW/g	55.7 mW/g	2008-08-19

Table 8: Results system validation

2.4.15 Validation procedure

The validation is performed by using a validation dipole which is positioned parallel to the planar part of the SAM phantom at the reference point. The distance of the dipole to the SAM phantom is determined by a plexiglass spacer. The dipole is connected to the signal source consisting of signal generator and amplifier via a directional coupler, N-connector cable and adaption to SMA. It is fed with a power of 1000 mW. To adjust this power a power meter is used. The power sensor is connected to the cable before the validation to measure the power at this point and do adjustments at the signal generator. At the outputs of the directional coupler both return loss as well as forward power are controlled during the validation to make sure that emitted power at the dipole is kept constant. This can also be checked by the power drift measurement after the test (result on plot).
Validation results have to be equal or near the values determined during dipole calibration (target SAR in table above) with the relevant liquids and test system.

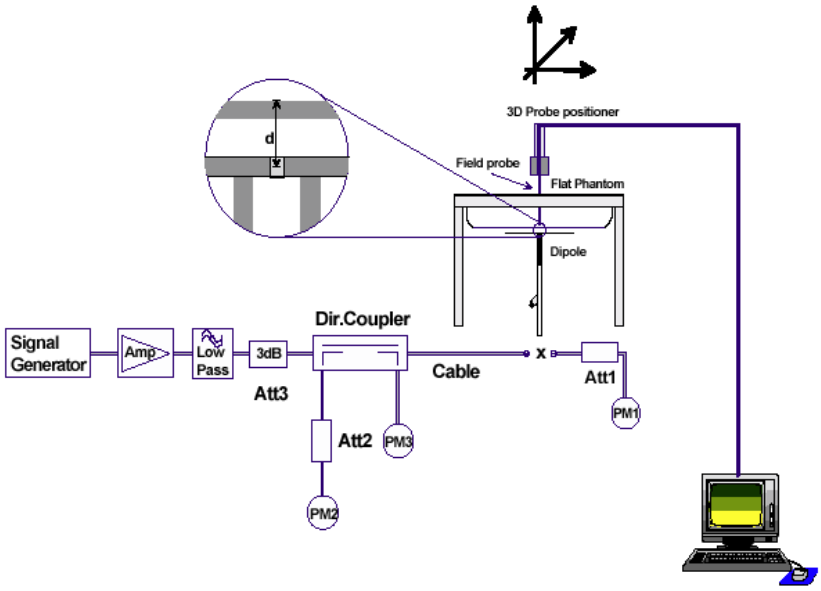

2.5 Test results (Head and Body SAR)

The table contains the measured SAR values averaged over a mass of 1 g					
Channel / frequency	Position	Left hand position	Right hand position	Limit	Liquid temperature
Slide-in					
128 / 824.2 MHz	cheek	0.582 W/kg	0.522 W/kg	1.6 W/kg	22.7/22.2 °C
190 / 836.6 MHz	cheek	0.697 W/kg	0.679 W/kg	1.6 W/kg	22.7/22.2 °C
251 / 848.8 MHz	cheek	0.803 W/kg	**0.828 W/kg**	1.6 W/kg	22.7/22.2 °C
128 / 824.2 MHz	tilted 15°	0.232 W/kg	0.280 W/kg	1.6 W/kg	22.7/22.3 °C
190 / 836.6 MHz	tilted 15°	0.282 W/kg	0.331 W/kg	1.6 W/kg	22.7/22.3 °C
251 / 848.8 MHz	tilted 15°	0.341 W/kg	0.374 W/kg	1.6 W/kg	22.7/22.3 °C
Slide opened					
128 / 824.2 MHz	cheek	0.506 W/kg	0.472 W/kg	1.6 W/kg	22.3/22.3 °C
190 / 836.6 MHz	cheek	0.614 W/kg	0.592 W/kg	1.6 W/kg	22.3/22.3 °C
251 / 848.8 MHz	cheek	0.716 W/kg	0.729 W/kg	1.6 W/kg	22.3/22.3 °C
128 / 824.2 MHz	tilted 15°	0.231 W/kg	0.272 W/kg	1.6 W/kg	22.6/22.2 °C
190 / 836.6 MHz	tilted 15°	0.252 W/kg	0.306 W/kg	1.6 W/kg	22.6/22.2 °C
251 / 848.8 MHz	tilted 15°	0.285 W/kg	0.337 W/kg	1.6 W/kg	22.6/22.2 °C

Table 9: Test results (Head SAR 850 MHz)

The table contains the measured SAR values averaged over a mass of 1 g				
Channel / frequency	Position	Body worn	Limit	Liquid temperature
128 / 824.2 MHz	front	0.154 W/kg	1.6 W/kg	22.7 °C
190 / 836.6 MHz	front	0.204 W/kg	1.6 W/kg	22.7 °C
251 / 848.8 MHz	front	0.277 W/kg	1.6 W/kg	22.7 °C
128 / 824.2 MHz	rear	0.353 W/kg	1.6 W/kg	22.5 °C
190 / 836.6 MHz	rear	0.503 W/kg	1.6 W/kg	22.5 °C
251 / 848.8 MHz	rear	**0.729 W/kg**	1.6 W/kg	22.5 °C
251 / 848.8 MHz	rear EDGE	0.376 W/kg	1.6 W/kg	22.3 °C
251 / 848.8 MHz	rear 1TS	0.604 W/kg	1.6 W/kg	22.3 °C

Table 10: Test results (Body SAR 850 MHz)

Note: The SAR test shall be performed at the high, middle and low frequency channels of each operating mode. If the SAR measured at mid-band channel for each test configuration is at least 3.0 dB lower than the SAR limit (< 0.8 W/kg), testing at the high and low channels is optional.
Tests in body position were performed with 15 mm air gap between DUT and SAM to simulate the use of a non-metallic belt-clip or holster.

The table contains the measured SAR values averaged over a mass of 1 g					
Channel / frequency	Position	Left hand position	Right hand position	Limit	Liquid temperature
Slide-in					
512 / 1850.2 MHz	cheek	0.666 W/kg	0.712 W/kg	1.6 W/kg	21.4/21.2 °C
661 / 1880.0 MHz	cheek	0.775 W/kg	0.814 W/kg	1.6 W/kg	21.4/21.2 °C
810 / 1909.8 MHz	cheek	0.925 W/kg	**0.979 W/kg**	1.6 W/kg	21.4/21.2 °C
512 / 1850.2 MHz	tilted 15°	0.213 W/kg	0.218 W/kg	1.6 W/kg	21.4/21.2 °C
661 / 1880.0 MHz	tilted 15°	0.214 W/kg	0.238 W/kg	1.6 W/kg	21.4/21.2 °C
810 / 1909.8 MHz	tilted 15°	0.259 W/kg	0.281 W/kg	1.6 W/kg	21.4/21.2 °C
Slide opened					
512 / 1850.2 MHz	cheek	0.482 W/kg	0.432 W/kg	1.6 W/kg	21.3/21.3 °C
661 / 1880.0 MHz	cheek	0.510 W/kg	0.431 W/kg	1.6 W/kg	21.3/21.3 °C
810 / 1909.8 MHz	cheek	0.535 W/kg	0.463 W/kg	1.6 W/kg	21.3/21.3 °C
512 / 1850.2 MHz	tilted 15°	0.329 W/kg	0.406 W/kg	1.6 W/kg	21.3/21.2 °C
661 / 1880.0 MHz	tilted 15°	0.338 W/kg	0.431 W/kg	1.6 W/kg	21.3/21.2 °C
810 / 1909.8 MHz	tilted 15°	0.383 W/kg	0.481 W/kg	1.6 W/kg	21.3/21.2 °C

Table 11: Test results (Head SAR 1900 MHz)

The table contains the measured SAR values averaged over a mass of 1 g				
Channel / frequency	Position	Body worn	Limit	Liquid temperature
512 / 1850.2 MHz	front	0.212 W/kg	1.6 W/kg	21.3 °C
661 / 1880.0 MHz	front	0.248 W/kg	1.6 W/kg	21.3 °C
810 / 1909.8 MHz	front	0.335 W/kg	1.6 W/kg	21.3 °C
512 / 1850.2 MHz	rear	0.456 W/kg	1.6 W/kg	21.3 °C
661 / 1880.0 MHz	rear	0.545 W/kg	1.6 W/kg	21.3 °C
810 / 1909.8 MHz	rear	**0.766 W/kg**	1.6 W/kg	21.3 °C
810 / 1909.8 MHz	rear EDGE	0.309 W/kg	1.6 W/kg	21.3 °C
810 / 1909.8 MHz	rear 1TS	0.472 W/kg	1.6 W/kg	21.3 °C

Table 12: Test results (Body SAR 1900 MHz)

Note: The SAR test shall be performed at the high, middle and low frequency channels of each operating mode. If the SAR measured at mid-band channel for each test configuration is at least 3.0 dB lower than the SAR limit (< 0.8 W/kg), testing at the high and low channels is optional.
Tests in body position were performed with 15 mm air gap between DUT and SAM to simulate the use of a non-metallic belt-clip or holster.

The table contains the measured SAR values averaged over a mass of 1 g					
Channel / frequency	Position	Left hand position	Right hand position	Limit	Liquid temperature
Slide-in					
Ch 1 / 2412 MHz	cheek	0.034 W/kg	0.054 W/kg	1.6 W/kg	21.7/21.7 °C
Ch 6 / 2437 MHz	cheek	0.025 W/kg	**0.056 W/kg**	1.6 W/kg	21.6/21.7 °C
Ch11 / 2462 MHz	cheek	0.028 W/kg	0.050 W/kg	1.6 W/kg	21.7/21.7 °C
Ch 1 / 2412 MHz	tilted 15°	0.027 W/kg	0.042 W/kg	1.6 W/kg	21.7/21.7 °C
Ch 6 / 2437 MHz	tilted 15°	0.025 W/kg	0.033 W/kg	1.6 W/kg	21.6/21.6 °C
Ch11 / 2462 MHz	tilted 15°	0.022 W/kg	0.032 W/kg	1.6 W/kg	21.7/21.6 °C
Ch 6 / 2437 MHz	cheek / 11 Mbps / DSSS		0.053 W/kg	1.6 W/kg	21.7 °C
Ch 6 / 2437 MHz	cheek / 6 Mbps / OFDM		0.030 W/kg	1.6 W/kg	21.7 °C
Ch 6 / 2437 MHz	cheek / 54 Mbps / OFDM		0.026 W/kg	1.6 W/kg	21.7 °C
Slide opened					
Ch 1 / 2412 MHz	cheek	0.021 W/kg	0.031 W/kg	1.6 W/kg	21.7/21.7 °C
Ch 6 / 2437 MHz	cheek	0.019 W/kg	0.028 W/kg	1.6 W/kg	21.6/21.6 °C
Ch11 / 2462 MHz	cheek	0.019 W/kg	0.022 W/kg	1.6 W/kg	21.7/21.7 °C
Ch 1 / 2412 MHz	tilted 15°	0.014 W/kg	0.017 W/kg	1.6 W/kg	21.7/21.7 °C
Ch 6 / 2437 MHz	tilted 15°	0.016 W/kg	0.017 W/kg	1.6 W/kg	21.6/21.6 °C
Ch11 / 2462 MHz	tilted 15°	0.014 W/kg	0.014 W/kg	1.6 W/kg	21.7/21.7 °C

Table 13: Test results (Head SAR 2450 MHz)

The table contains the measured SAR values averaged over a mass of 1 g					
Channel / frequency	Position	Data rate / modulation	Body worn	Limit	Liquid temperature
Ch 1 / 2412 MHz	front	1 Mbps / DSSS	0.030 W/kg	1.6 W/kg	21.8 °C
Ch 6 / 2437 MHz	front	1 Mbps / DSSS	0.027 W/kg	1.6 W/kg	21.8 °C
Ch11 / 2462 MHz	front	1 Mbps / DSSS	0.021 W/kg	1.6 W/kg	21.8 °C
Ch 1 / 2412 MHz	rear	1 Mbps / DSSS	**0.068 W/kg**	1.6 W/kg	21.8 °C
Ch 6 / 2437 MHz	rear	1 Mbps / DSSS	0.046 W/kg	1.6 W/kg	21.8 °C
Ch11 / 2462 MHz	rear	1 Mbps / DSSS	0.046 W/kg	1.6 W/kg	21.8 °C
Ch 1 / 2412 MHz	rear	11 Mbps / DSSS	0.059 W/kg	1.6 W/kg	21.8 °C
Ch 1 / 2412 MHz	rear	6 Mbps / OFDM	0.018 W/kg	1.6 W/kg	21.8 °C
Ch 1 / 2412 MHz	rear	54 Mbps / OFDM	0.031 W/kg	1.6 W/kg	21.8 °C

Table 14: Test results (Body SAR 2450 MHz)

Note: The SAR test shall be performed at the high, middle and low frequency channels of each operating mode. If the SAR measured at mid-band channel for each test configuration is at least 3.0 dB lower than the SAR limit (< 0.8 W/kg), testing at the high and low channels is optional.
Tests in body position were performed with 15 mm air gap between DUT and SAM to simulate the use of a non-metallic belt-clip or holster.

2.5.1 General description of test procedures

The DUT is tested using a CMU 200 communications tester as controller unit to set test channels and maximum output power to the DUT, as well as for measuring the conducted peak power.
Test positions as described in the tables above are in accordance with the specified test standard.
Tests in body position are performed with the maximum number of timeslots in uplink.
Tests in head position are performed in voice mode with 1 timeslot unless GPRS/EGPRS function allows parallel voice and data traffic on 2 or more timeslots (see chapter 1.5 for details).
The WLAN tests were performed with data rate 1 Mbps in 802.11b mode and 17dBm output power setting. At the worst case positions additional tests were performed with data rate 11 Mbps in 802.11b mode and 6 Mbps / 54 Mbps in 802.11g with 13dBm output power setting. The DUT was set in continuous TX mode.
Conducted output power was measured using an integrated RF connector and attached RF cable.

2.6 Test results (conducted power measurement)

For the measurements a Rohde & Schwarz Radio Communication Tester CMU 200 was used.
The output power was measured using an integrated RF connector and attached RF cable.
The conducted output power was measured before and after each SAR measurement. The resulting power values were within a 0.2 dB tolerance of the values shown below.

PCS 850		
Channel / frequency	GMSK	8-PSK
128 / 824.2 MHz	33.1 dBm	28.2 dBm
190 / 836.6 MHz	33.2 dBm	28.4 dBm
251 / 848.8 MHz	33.0 dBm	28.3 dBm
PCS 1900		
Channel / frequency	GMSK	8-PSK
512 / 1850.2 MHz	30.1 dBm	26.6 dBm
661 / 1880.0 MHz	30.2 dBm	26.6 dBm
810 / 1909.8 MHz	30.1 dBm	26.3 dBm
Channel / frequency	**802.11b**	**82.11g**
1 / 2412 MHz	16.8 dBm	20.9 dBm
6 / 2437 MHz	16.6 dBm	21.0 dBm
11 / 2472 MHz	16.7 dBm	21.6 dBm

Table 15: Test results conducted peak power measurement

Note : WLAN conducted results from measurements for part 15.247 test report.

2.6.1 Multiple Transmitter Information

The DUT incorporates a Bluetooth module with 2.5 mW output power. At issue date of this test report no additional standalone or simultaneous transmit measurements together with the GSM transmitter were regarded as necessary by the FCC because BT output power remains below 12 mW.
WLAN antenna distance to GSM transmitter is larger than 5 cm and therefore no simultaneous transmit measurements were necessary. The WLAN antenna is at the top end of the device, the GSM antenna at the bottom end.

Annex 1 System performance verification

Date/Time: 2008-08-11 12:35:34Date/Time: 2008-08-11 12:40:51

SystemPerformanceCheck-D900-850 head 2008-08-11

DUT: Dipole 900 MHz; Type: D900V2; Serial: D900V2 - SN: 099
Communication System: CW; Frequency: 900 MHz; Duty Cycle: 1:1
Medium: HSL850 Medium parameters used: f = 900 MHz; σ = 0.95 mho/m; ε_r = 42; ρ = 1000 kg/m^3
Phantom section: Flat Section
DASY4 Configuration:
- Probe: ET3DV6 - SN1554; ConvF(6.4, 6.4, 6.4); Calibrated: 2008-05-13
- Sensor-Surface: 4mm (Mechanical And Optical Surface Detection)
- Electronics: DAE3 Sn413; Calibrated: 2008-01-18
- Phantom: SAM 12; Type: SAM; Serial: 1043
- Measurement SW: DASY4, V4.5 Build 19; Postprocessing SW: SEMCAD, V1.8 Build 146

d=15mm, Pin=1000mW/Area Scan (61x71x1): Measurement grid: dx=15mm, dy=15mm
Maximum value of SAR (interpolated) = 11.4 mW/g

d=15mm, Pin=1000mW/Zoom Scan (7x7x7) (7x7x7)/Cube 0: Measurement grid: dx=5mm, dy=5mm, dz=5mm
Reference Value = 115.1 V/m; Power Drift = -0.017 dB
Peak SAR (extrapolated) = 14.6 W/kg
SAR(1 g) = 10.5 mW/g; SAR(10 g) = 6.86 mW/g
Maximum value of SAR (measured) = 11.3 mW/g

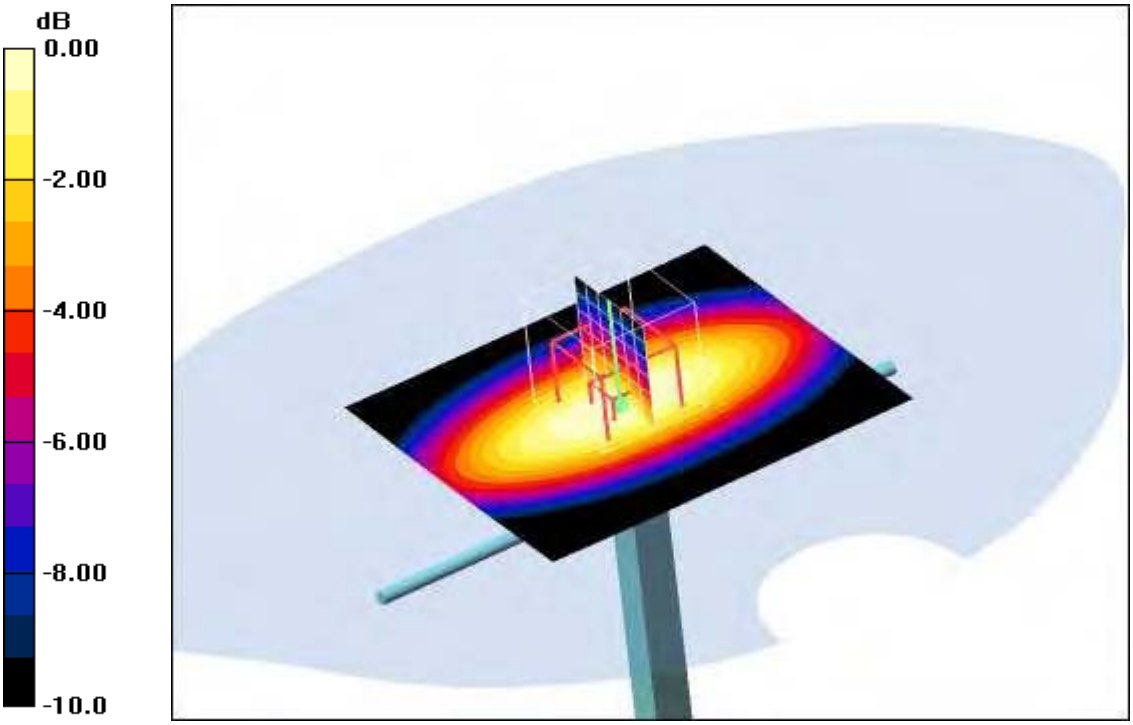

0 dB = 11.3mW/g

Additional information:
position or distance of DUT to SAM (if not standard head positions) :
ambient temperature: 22.9°C; liquid temperature: 22.8°C

Date/Time: 2008-08-12 09:05:43Date/Time: 2008-08-12 09:10:59

SystemPerformanceCheck-D900-850 body 2008-08-12

DUT: Dipole 900 MHz; Type: D900V2; Serial: D900V2 - SN: 099
Communication System: CW; Frequency: 900 MHz; Duty Cycle: 1:1
Medium: M850 Medium parameters used: f = 900 MHz; σ = 1.04 mho/m; ε_r = 53.6; ρ = 1000 kg/m^3
Phantom section: Flat Section
DASY4 Configuration:
- Probe: ET3DV6 - SN1554; ConvF(6.31, 6.31, 6.31); Calibrated: 2008-05-13
- Sensor-Surface: 4mm (Mechanical And Optical Surface Detection)
- Electronics: DAE3 Sn413; Calibrated: 2008-01-18
- Phantom: SAM 12; Type: SAM; Serial: 1043
- Measurement SW: DASY4, V4.5 Build 19; Postprocessing SW: SEMCAD, V1.8 Build 146

d=15mm, Pin=1000mW/Area Scan (61x71x1): Measurement grid: dx=15mm, dy=15mm
Maximum value of SAR (interpolated) = 12.4 mW/g

d=15mm, Pin=1000mW/Zoom Scan (7x7x7) (7x7x7)/Cube 0: Measurement grid: dx=5mm, dy=5mm, dz=5mm
Reference Value = 112.9 V/m; Power Drift = -0.078 dB
Peak SAR (extrapolated) = 16.4 W/kg
SAR(1 g) = 11.3 mW/g; SAR(10 g) = 7.32 mW/g
Maximum value of SAR (measured) = 12.2 mW/g

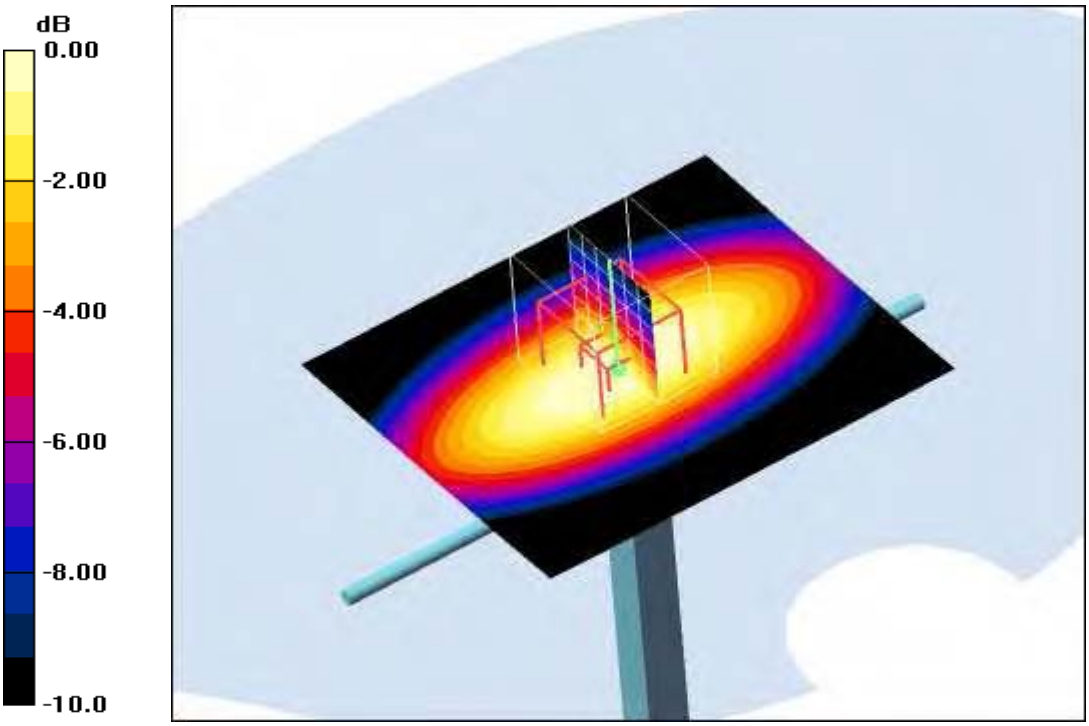

0 dB = 12.2mW/g

Additional information:
position or distance of DUT to SAM (if not standard head positions) :
ambient temperature: 23.1°C; liquid temperature: 22.7°C

Date/Time: 2008-08-14 08:55:09Date/Time: 2008-08-14 08:59:10

SystemPerformanceCheck-D1900 head 2008-08-14

DUT: Dipole 1900 MHz; Type: D1900V2; Serial: D1900V2 - SN:531
Communication System: CW; Frequency: 1900 MHz; Duty Cycle: 1:1
Medium: HSL1900 Medium parameters used (interpolated): f = 1900 MHz; σ = 1.4 mho/m; ε_r = 39.4; ρ = 1000 kg/m^3
Phantom section: Flat Section
DASY4 Configuration:
- Probe: ET3DV6 - SN1554; ConvF(5.09, 5.09, 5.09); Calibrated: 2008-05-13
- Sensor-Surface: 4mm (Mechanical And Optical Surface Detection)
- Electronics: DAE3 Sn413; Calibrated: 2008-01-18
- Phantom: SAM 12; Type: SAM; Serial: 1043
- Measurement SW: DASY4, V4.5 Build 19; Postprocessing SW: SEMCAD, V1.8 Build 146

d=10mm, Pin=1000mW/Area Scan (51x61x1): Measurement grid: dx=15mm, dy=15mm
Maximum value of SAR (interpolated) = 51.1 mW/g

d=10mm, Pin=1000mW/Zoom Scan (7x7x7) (7x7x7)/Cube 0: Measurement grid: dx=5mm, dy=5mm, dz=5mm
Reference Value = 183.0 V/m; Power Drift = -0.045 dB
Peak SAR (extrapolated) = 70.4 W/kg
SAR(1 g) = 39.2 mW/g; SAR(10 g) = 20.5 mW/g
Maximum value of SAR (measured) = 43.7 mW/g

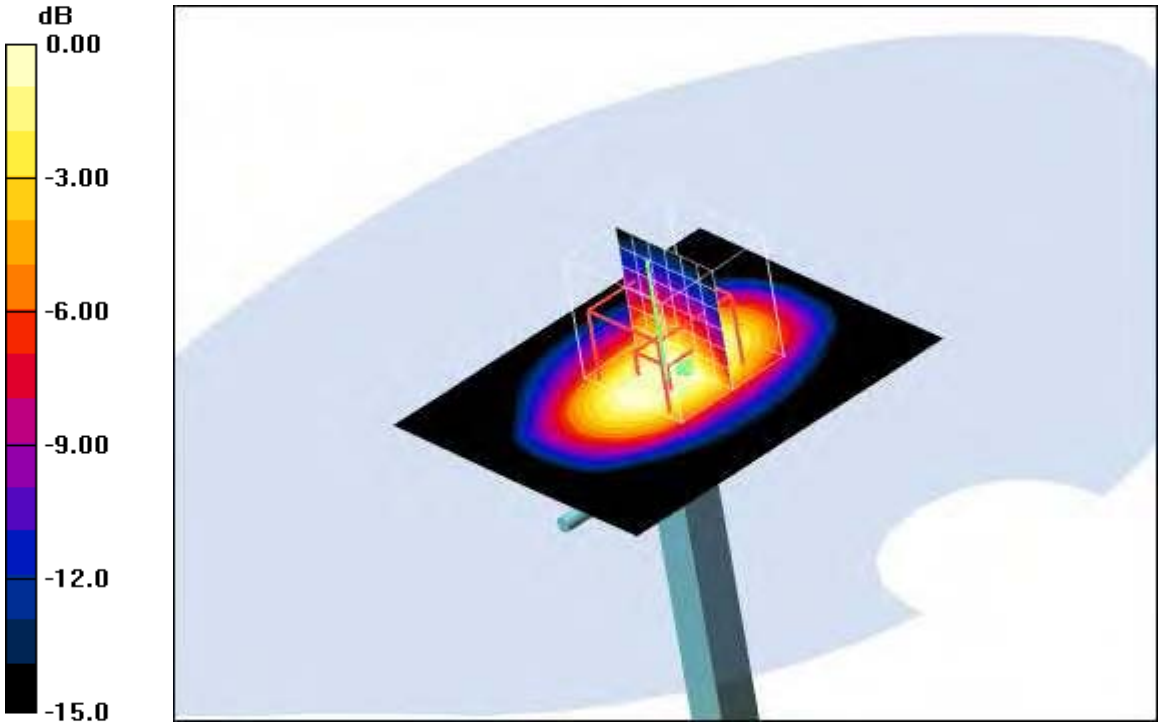

0 dB = 43.7mW/g

Additional information:
position or distance of DUT to SAM (if not standard head positions) :
ambient temperature: 22.3°C; liquid temperature: 21.5°C

Date/Time: 2008-08-15 09:16:31Date/Time: 2008-08-15 09:20:31

SystemPerformanceCheck-D1900 head 2008-08-15

DUT: Dipole 1900 MHz; Type: D1900V2; Serial: D1900V2 - SN:531
Communication System: CW; Frequency: 1900 MHz; Duty Cycle: 1:1
Medium: HSL1900 Medium parameters used (interpolated): f = 1900 MHz; σ = 1.4 mho/m; ε_r = 39.4; ρ = 1000 kg/m^3
Phantom section: Flat Section
DASY4 Configuration:
- Probe: ET3DV6 - SN1554; ConvF(5.09, 5.09, 5.09); Calibrated: 2008-05-13
- Sensor-Surface: 4mm (Mechanical And Optical Surface Detection)
- Electronics: DAE3 Sn413; Calibrated: 2008-01-18
- Phantom: SAM 12; Type: SAM; Serial: 1043
- Measurement SW: DASY4, V4.5 Build 19; Postprocessing SW: SEMCAD, V1.8 Build 146

d=10mm, Pin=1000mW/Area Scan (51x61x1): Measurement grid: dx=15mm, dy=
Maximum value of SAR (interpolated) = 52.7 mW/g

d=10mm, Pin=1000mW/Zoom Scan (7x7x7) (7x7x7)/Cube 0: Measurement grid: dx=5mm, dy=5mm, dz=5mm
Reference Value = 183.2 V/m; Power Drift = -0.054 dB
Peak SAR (extrapolated) = 69.5 W/kg
SAR(1 g) = 39.3 mW/g; SAR(10 g) = 20.8 mW/g

Maximum value of SAR (measured) = 44.1 mW/g

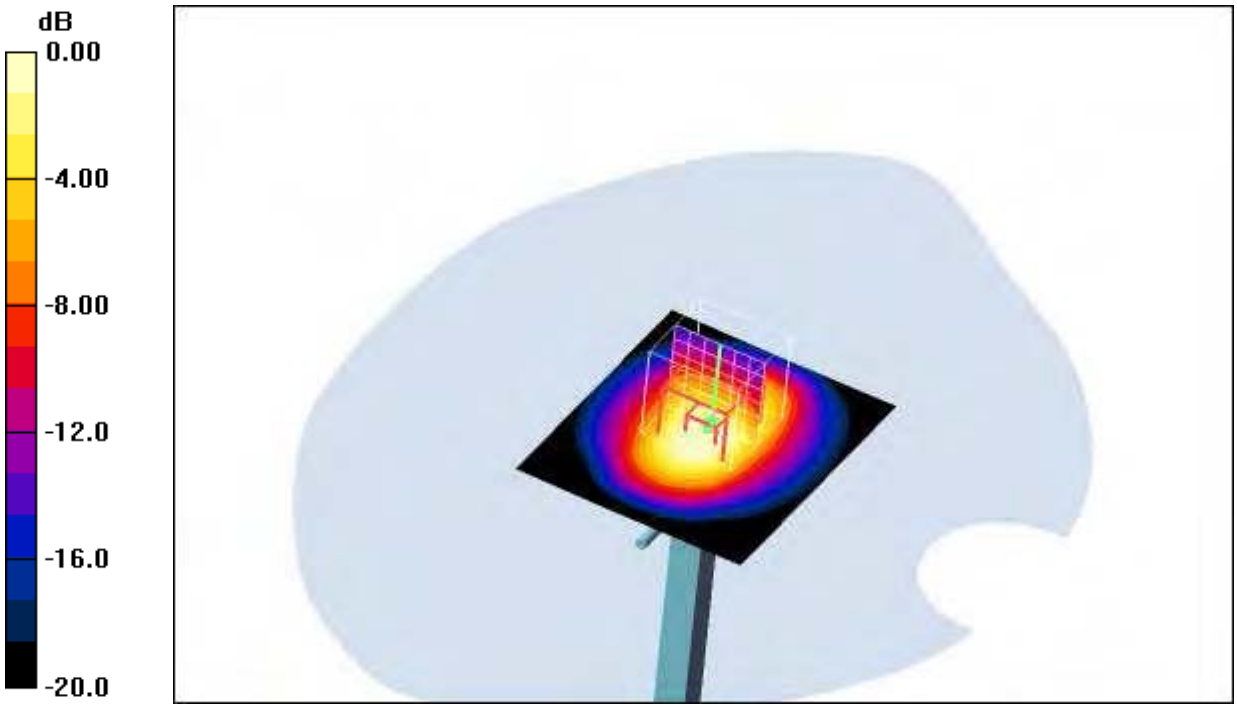

0 dB = 44.1mW/g

Additional information:
position or distance of DUT to SAM (if not standard head positions) :
ambient temperature: 22.8°C; liquid temperature: 22.4°C

Date/Time: 2008-08-13 11:36:42Date/Time: 2008-08-13 11:40:41

SystemPerformanceCheck-D1900 body 2008-08-13

DUT: Dipole 1900 MHz; Type: D1900V2; Serial: D1900V2 - SN:531
Communication System: CW; Frequency: 1900 MHz; Duty Cycle: 1:1
Medium: M1900 Medium parameters used (interpolated): f = 1900 MHz; σ = 1.53 mho/m; ε_r = 52.6; ρ = 1000 kg/m^3
Phantom section: Flat Section
DASY4 Configuration:
- Probe: ET3DV6 - SN1554; ConvF(4.48, 4.48, 4.48); Calibrated: 2008-05-13
- Sensor-Surface: 4mm (Mechanical And Optical Surface Detection)
- Electronics: DAE3 Sn413; Calibrated: 2008-01-18
- Phantom: SAM 12; Type: SAM; Serial: 1043
- Measurement SW: DASY4, V4.5 Build 19; Postprocessing SW: SEMCAD, V1.8 Build 146

d=10mm, Pin=1000mW/Area Scan (51x61x1): Measurement grid: dx=15mm, dy=15mm
Maximum value of SAR (interpolated) = 51.2 mW/g

d=10mm, Pin=1000mW/Zoom Scan (7x7x7) (7x7x7)/Cube 0: Measurement grid: dx=5mm, dy=5mm, dz=5mm
Reference Value = 170.1 V/m; Power Drift = 0.00 dB
Peak SAR (extrapolated) = 69.8 W/kg
SAR(1 g) = 37.8 mW/g; SAR(10 g) = 20 mW/g
Maximum value of SAR (measured) = 42.0 mW/g

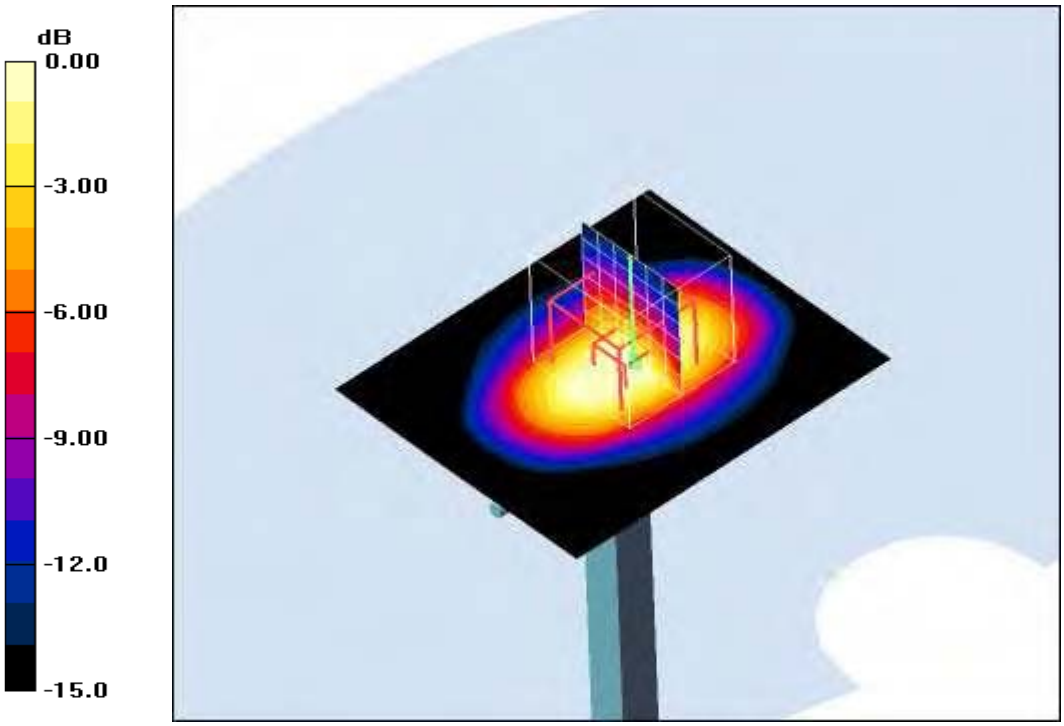

0 dB = 42.0mW/g

Additional information:
position or distance of DUT to SAM (if not standard head positions) :
ambient temperature: 23.1°C; liquid temperature: 21.4°C

Date/Time: 2008-08-20 08:37:42Date/Time: 2008-08-20 08:41:44

SystemPerformanceCheck-D2450 head 2008-08-20

DUT: Dipole 2450 MHz; Type: D2450V2; Serial: 710
Communication System: CW; Frequency: 2450 MHz; Duty Cycle: 1:1
Medium: HSL2450 Medium parameters used: f = 2450 MHz; σ = 1.85 mho/m; ε_r = 38.3; ρ = 1000 kg/m^3
Phantom section: Flat Section
DASY4 Configuration:
- Probe: ET3DV6 - SN1559; ConvF(4.56, 4.56, 4.56); Calibrated: 2008-01-23
- Sensor-Surface: 4mm (Mechanical Surface Detection)
- Electronics: DAE3 Sn413; Calibrated: 2008-01-18
- Phantom: SAM 12; Type: SAM; Serial: 1043
- Measurement SW: DASY4, V4.5 Build 19; Postprocessing SW: SEMCAD, V1.8 Build 146

d=10mm, Pin=1000mW/Area Scan (51x61x1): Measurement grid: dx=15mm, dy=15mm

Maximum value of SAR (interpolated) = 73.8 mW/g

d=10mm, Pin=1000mW/Zoom Scan (7x7x7) (7x7x7)/Cube 0: Measurement grid: dx=5mm, dy=5mm, dz=5mm

Reference Value = 194.6 V/m; Power Drift = -0.116 dB
Peak SAR (extrapolated) = 120.0 W/kg
SAR(1 g) = 56.2 mW/g; SAR(10 g) = 26 mW/g
Maximum value of SAR (measured) = 63.0 mW/g

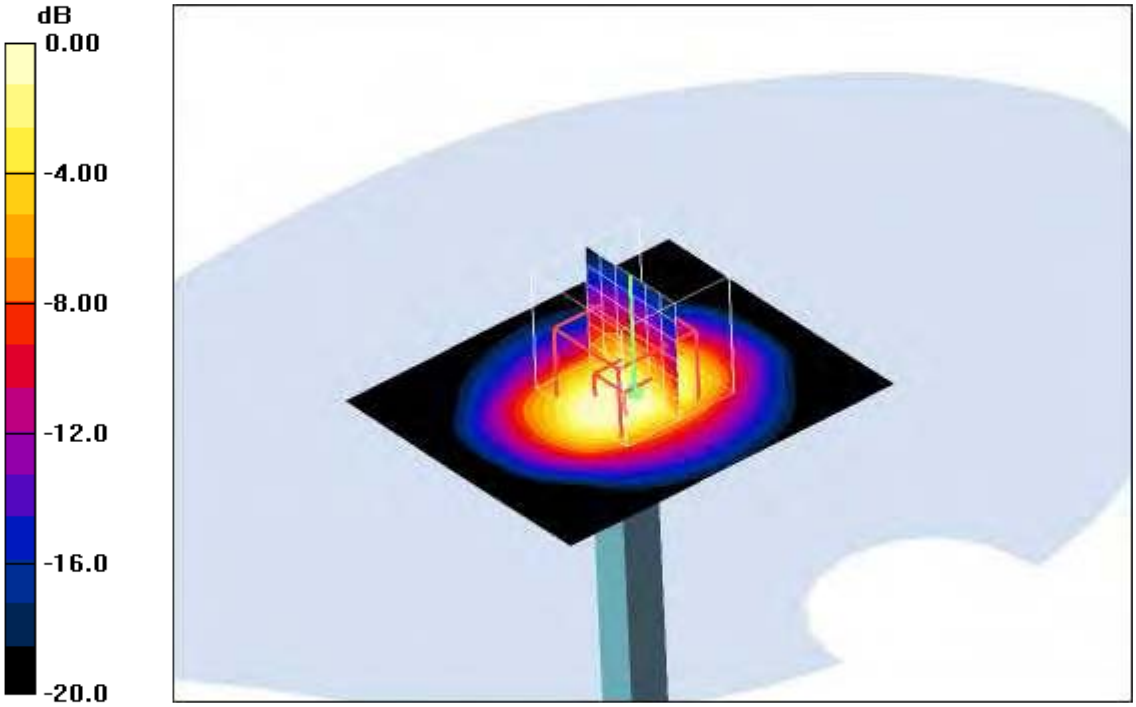

0 dB = 63.0mW/g

Additional information:
position or distance of DUT to SAM (if not standard head positions) :
ambient temperature: 22.8°C; liquid temperature: 21.8°C

Date/Time: 2008-08-19 08:18:37Date/Time: 2008-08-19 08:22:14

SystemPerformanceCheck-D2450 body 2008-08-19

DUT: Dipole 2450 MHz; Type: D2450V2; Serial: 710
Communication System: CW; Frequency: 2450 MHz; Duty Cycle: 1:1
Medium: M2450 Medium parameters used: f = 2450 MHz; σ = 1.86 mho/m; ε_r = 52.1; ρ = 1000 kg/m^3
Phantom section: Flat Section
DASY4 Configuration:
- Probe: ET3DV6 - SN1559; ConvF(3.98, 3.98, 3.98); Calibrated: 2008-01-23
- Sensor-Surface: 4mm (Mechanical And Optical Surface Detection)
- Electronics: DAE3 Sn413; Calibrated: 2008-01-18
- Phantom: SAM 12; Type: SAM; Serial: 1043
- Measurement SW: DASY4, V4.5 Build 19; Postprocessing SW: SEMCAD, V1.8 Build 146

d=10mm, Pin=1000mW/Area Scan (51x61x1): Measurement grid: dx=15mm, dy=15mm
Maximum value of SAR (interpolated) = 71.6 mW/g

d=10mm, Pin=1000mW/Zoom Scan (7x7x7) (7x7x7)/Cube 0: Measurement grid: dx=5mm, dy=5mm, dz=5mm
Reference Value = 189.0 V/m; Power Drift = -0.096 dB
Peak SAR (extrapolated) = 114.7 W/kg
SAR(1 g) = 55.7 mW/g; SAR(10 g) = 26.4 mW/g
Maximum value of SAR (measured) = 61.5 mW/g

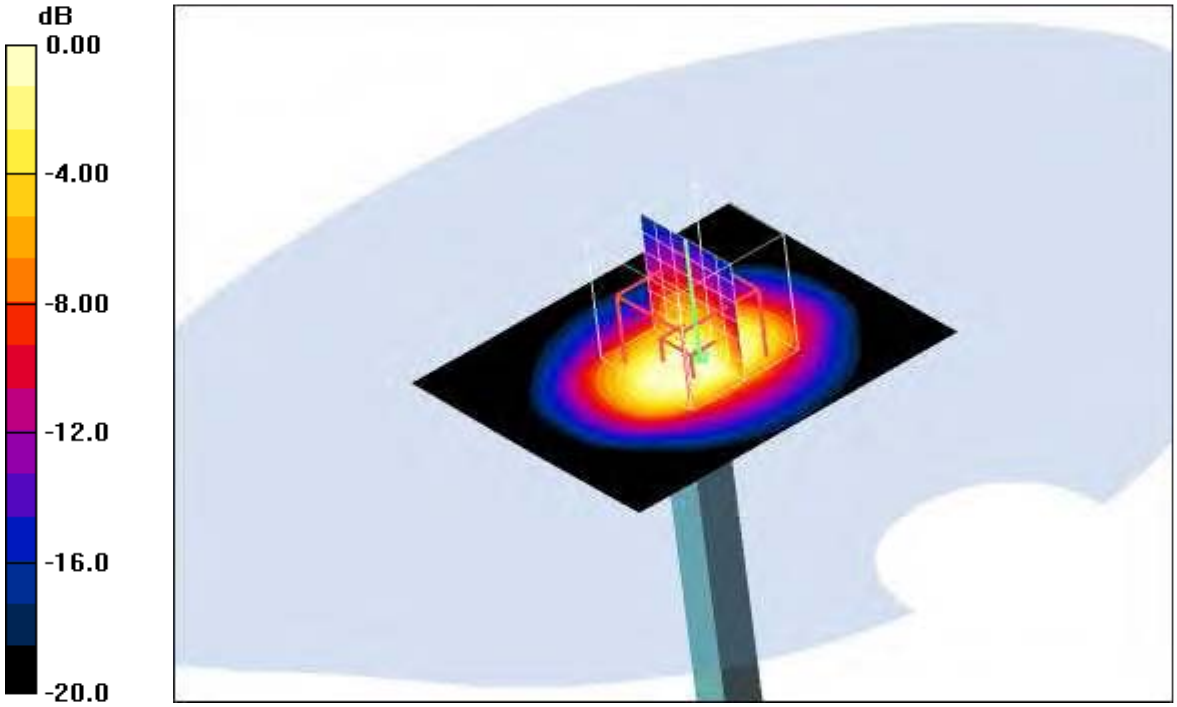

0 dB = 61.5mW/g

Additional information:
position or distance of DUT to SAM (if not standard head positions) :
ambient temperature: 23.0°C; liquid temperature: 21.8°C

Annex 2 Measurement results (printout from DASY TM)

Remark: results of conducted power measurements: see chapter 2.5/2.6 (if applicable)

Annex 2.1 PCS 850 MHz head

Date/Time: 2008-08-11 13:25:43Date/Time: 2008-08-11 13:31:33

P1528_OET65-LeftHandSide-GSM850

DUT: Sony Ericsson; Type: AAD-3352031-; Serial: CB5112N6W4
Communication System: PCS 850; Frequency: 824.2 MHz; Duty Cycle: 1:8
Medium: HSL850 Medium parameters used: f = 824.2 MHz; σ = 0.89 mho/m; ε_r = 42.7; ρ = 1000 kg/m^3
Phantom section: Left Section
DASY4 Configuration:
- Probe: ET3DV6 - SN1554; ConvF(6.65, 6.65, 6.65); Calibrated: 2008-05-13
- Sensor-Surface: 4mm (Mechanical And Optical Surface Detection)
- Electronics: DAE3 Sn413; Calibrated: 2008-01-18
- Phantom: SAM 12; Type: SAM; Serial: 1043
- Measurement SW: DASY4, V4.5 Build 19; Postprocessing SW: SEMCAD, V1.8 Build 146

Touch position - Low/Area Scan (51x81x1): Measurement grid: dx=15mm, dy=15mm
Maximum value of SAR (interpolated) = 0.632 mW/g

Touch position - Low/Zoom Scan (7x7x7) (7x7x7)/Cube 0: Measurement grid: dx=5mm, dy=5mm, dz=5mm
Reference Value = 27.7 V/m; Power Drift = -0.097 dB
Peak SAR (extrapolated) = 0.706 W/kg
SAR(1 g) = 0.582 mW/g; SAR(10 g) = 0.424 mW/g
Maximum value of SAR (measured) = 0.612 mW/g

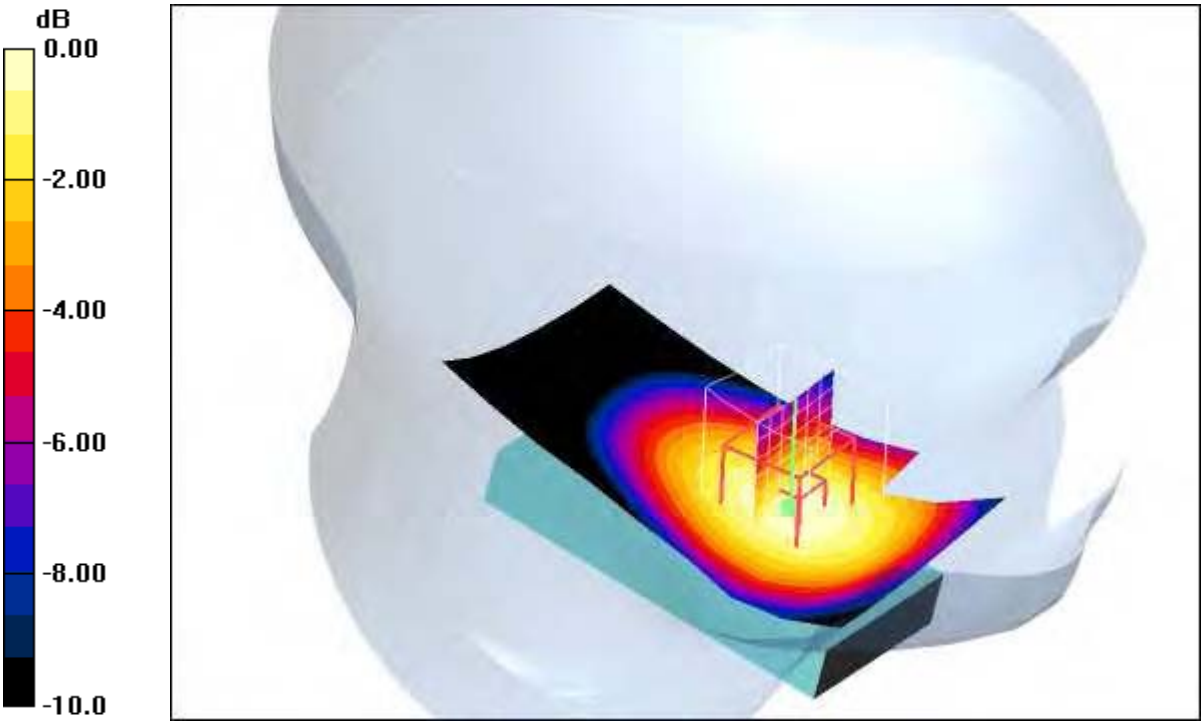

0 dB = 0.612mW/g

Additional information:
position or distance of DUT to SAM (if not standard head positions) :
ambient temperature: 23.1°C; liquid temperature: 22.7°C

Date/Time: 2008-08-11 13:47:43Date/Time: 2008-08-11 13:52:53

P1528_OET65-LeftHandSide-GSM850

DUT: Sony Ericsson; Type: AAD-3352031-; Serial: CB5112N6W4
Communication System: PCS 850; Frequency: 836.6 MHz; Duty Cycle: 1:8
Medium: HSL850 Medium parameters used: f = 836.6 MHz; σ = 0.89 mho/m; ε_r = 42.7; ρ = 1000 kg/m^3
Phantom section: Left Section
DASY4 Configuration:
- Probe: ET3DV6 - SN1554; ConvF(6.65, 6.65, 6.65); Calibrated: 2008-05-13
- Sensor-Surface: 4mm (Mechanical And Optical Surface Detection)
- Electronics: DAE3 Sn413; Calibrated: 2008-01-18
- Phantom: SAM 12; Type: SAM; Serial: 1043
- Measurement SW: DASY4, V4.5 Build 19; Postprocessing SW: SEMCAD, V1.8 Build 146

Touch position - Middle/Area Scan (51x71x1): Measurement grid: dx=15mm, dy=15mm
Maximum value of SAR (interpolated) = 0.758 mW/g

Touch position - Middle/Zoom Scan (7x7x7) (7x7x7)/Cube 0: Measurement grid: dx=5mm, dy=5mm, dz=5mm
Reference Value = 30.5 V/m; Power Drift = -0.198 dB
Peak SAR (extrapolated) = 0.844 W/kg
SAR(1 g) = 0.697 mW/g; SAR(10 g) = 0.501 mW/g
Maximum value of SAR (measured) = 0.745 mW/g

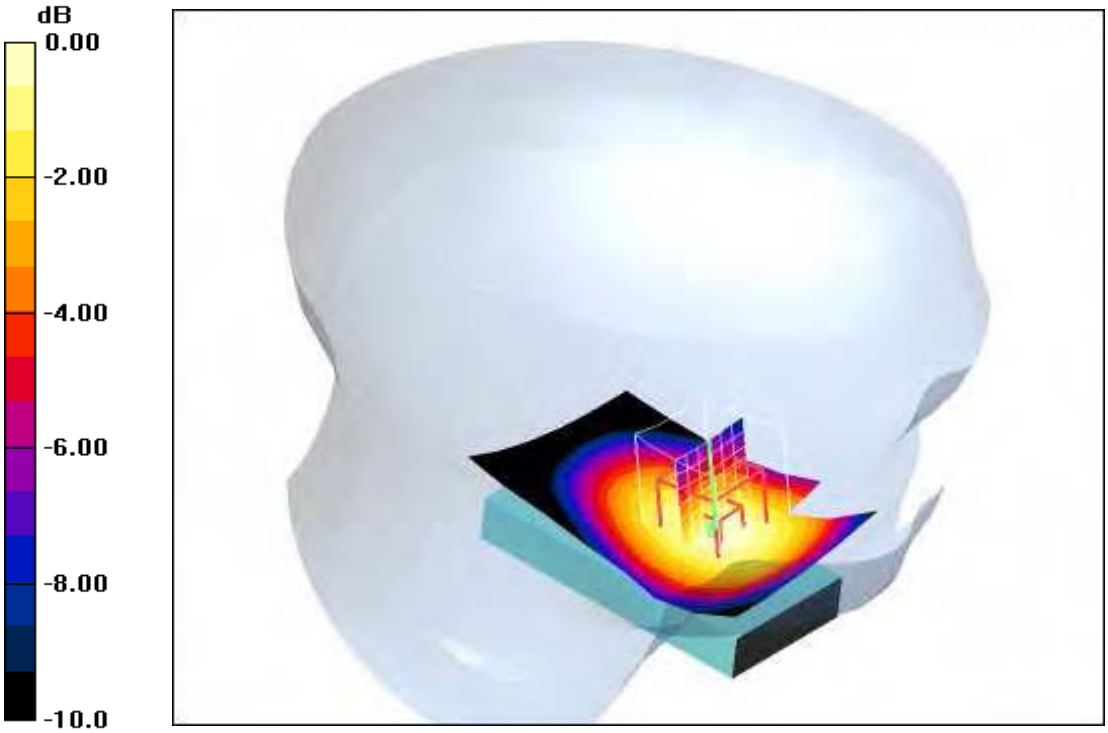

0 dB = 0.745mW/g

Additional information:
position or distance of DUT to SAM (if not standard head positions) :
ambient temperature: 23.2°C; liquid temperature: 22.7°C

Date/Time: 2008-08-11 14:08:05Date/Time: 2008-08-11 14:13:15

P1528_OET65-LeftHandSide-GSM850

DUT: Sony Ericsson; Type: AAD-3352031-; Serial: CB5112N6W4
Communication System: PCS 850; Frequency: 848.8 MHz; Duty Cycle: 1:8
Medium: HSL850 Medium parameters used: f = 848.8 MHz; σ = 0.89 mho/m; ε_r = 42.7; ρ = 1000 kg/m^3
Phantom section: Left Section
DASY4 Configuration:
- Probe: ET3DV6 - SN1554; ConvF(6.65, 6.65, 6.65); Calibrated: 2008-05-13
- Sensor-Surface: 4mm (Mechanical And Optical Surface Detection)
- Electronics: DAE3 Sn413; Calibrated: 2008-01-18
- Phantom: SAM 12; Type: SAM; Serial: 1043
- Measurement SW: DASY4, V4.5 Build 19; Postprocessing SW: SEMCAD, V1.8 Build 146

Touch position - High/Area Scan (51x71x1): Measurement grid: dx=15mm, dy=15mm
Maximum value of SAR (interpolated) = 0.870 mW/g

Touch position - High/Zoom Scan (7x7x7) (7x7x7)/Cube 0: Measurement grid: dx=5mm, dy=5mm, dz=5mm
Reference Value = 32.6 V/m; Power Drift = -0.053 dB
Peak SAR (extrapolated) = 0.982 W/kg
SAR(1 g) = 0.803 mW/g; SAR(10 g) = 0.583 mW/g
Maximum value of SAR (measured) = 0.856 mW/g

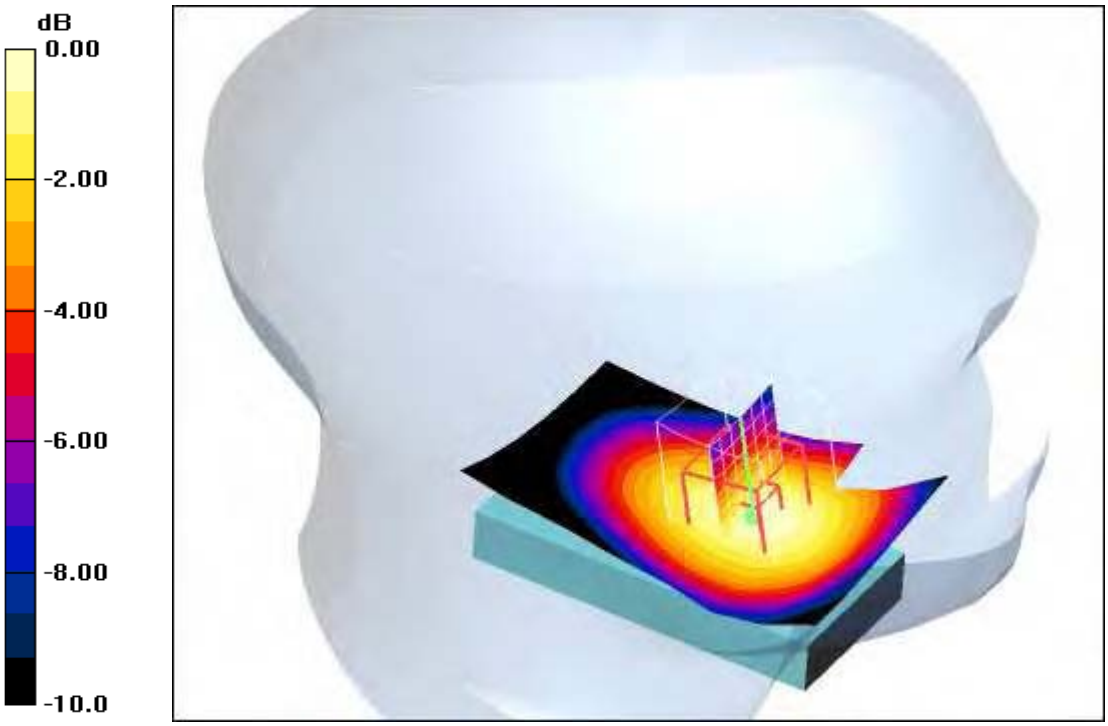

0 dB = 0.856mW/g

Additional information:
position or distance of DUT to SAM (if not standard head positions) :
ambient temperature: 23.3°C; liquid temperature: 22.7°C

Date/Time: 2008-08-11 14:31:00Date/Time: 2008-08-11 14:37:19

P1528_OET65-LeftHandSide-GSM850

DUT: Sony Ericsson; Type: AAD-3352031-; Serial: CB5112N6W4
Communication System: PCS 850; Frequency: 824.2 MHz; Duty Cycle: 1:8
Medium: HSL850 Medium parameters used: f = 824.2 MHz; σ = 0.89 mho/m; ε_r = 42.7; ρ = 1000 kg/m^3
Phantom section: Left Section
DASY4 Configuration:
- Probe: ET3DV6 - SN1554; ConvF(6.65, 6.65, 6.65); Calibrated: 2008-05-13
- Sensor-Surface: 4mm (Mechanical And Optical Surface Detection)
- Electronics: DAE3 Sn413; Calibrated: 2008-01-18
- Phantom: SAM 12; Type: SAM; Serial: 1043
- Measurement SW: DASY4, V4.5 Build 19; Postprocessing SW: SEMCAD, V1.8 Build 146

Tilt position - Low/Area Scan (51x81x1): Measurement grid: dx=15mm, dy=15mm
Maximum value of SAR (interpolated) = 0.247 mW/g

Tilt position - Low/Zoom Scan (7x7x7) (7x7x7)/Cube 0: Measurement grid: dx=5mm, dy=5mm, dz=5mm
Reference Value = 17.1 V/m; Power Drift = -0.071 dB
Peak SAR (extrapolated) = 0.274 W/kg
SAR(1 g) = 0.232 mW/g; SAR(10 g) = 0.174 mW/g
Maximum value of SAR (measured) = 0.244 mW/g

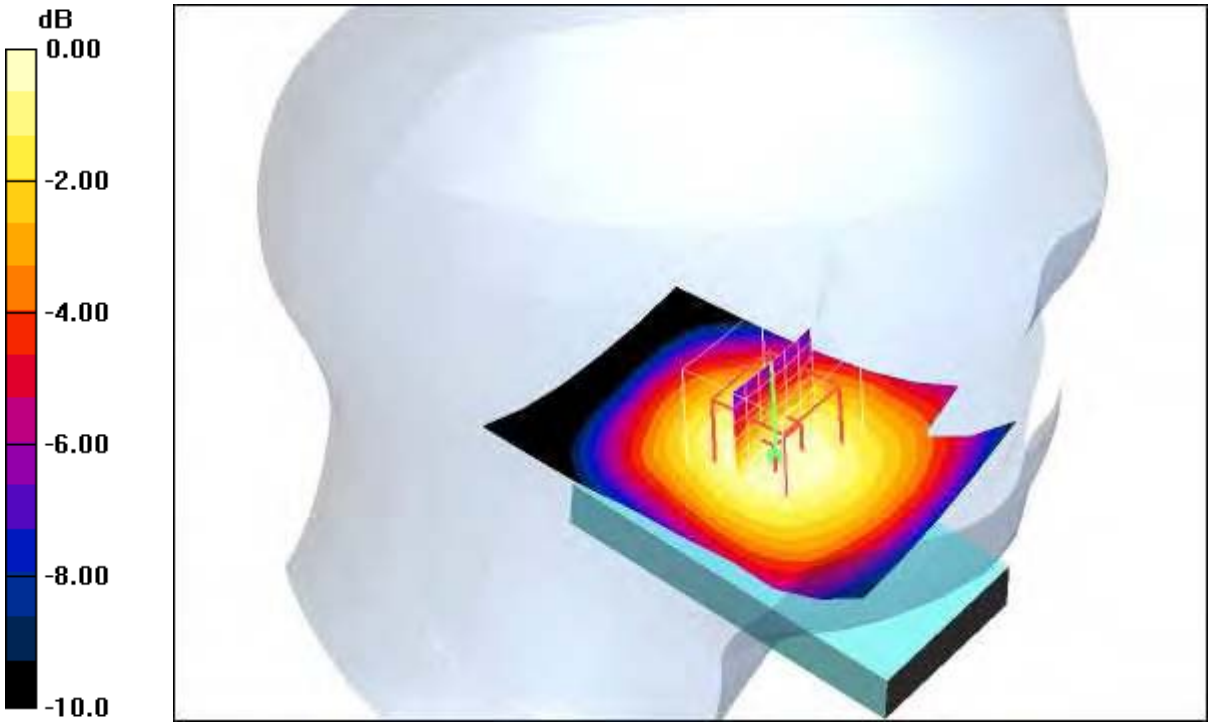

0 dB = 0.244mW/g

Additional information:
position or distance of DUT to SAM (if not standard head positions) :
ambient temperature: 23.3°C; liquid temperature: 22.7°C

Date/Time: 2008-08-11 14:51:09Date/Time: 2008-08-11 14:56:57

P1528_OET65-LeftHandSide-GSM850

DUT: Sony Ericsson; Type: AAD-3352031-; Serial: CB5112N6W4
Communication System: PCS 850; Frequency: 836.6 MHz; Duty Cycle: 1:8
Medium: HSL850 Medium parameters used: f = 836.6 MHz; σ = 0.89 mho/m; ε_r = 42.7; ρ = 1000 kg/m^3
Phantom section: Left Section
DASY4 Configuration:
- Probe: ET3DV6 - SN1554; ConvF(6.65, 6.65, 6.65); Calibrated: 2008-05-13
- Sensor-Surface: 4mm (Mechanical And Optical Surface Detection)
- Electronics: DAE3 Sn413; Calibrated: 2008-01-18
- Phantom: SAM 12; Type: SAM; Serial: 1043
- Measurement SW: DASY4, V4.5 Build 19; Postprocessing SW: SEMCAD, V1.8 Build 146

Tilt position - Middle/Area Scan (51x81x1): Measurement grid: dx=15mm, dy=15mm
Maximum value of SAR (interpolated) = 0.298 mW/g

Tilt position - Middle/Zoom Scan (7x7x7) (7x7x7)/Cube 0: Measurement grid: dx=5mm, dy=5mm, dz=5mm
Reference Value = 18.7 V/m; Power Drift = -0.018 dB
Peak SAR (extrapolated) = 0.335 W/kg
SAR(1 g) = 0.282 mW/g; SAR(10 g) = 0.210 mW/g
Maximum value of SAR (measured) = 0.295 mW/g

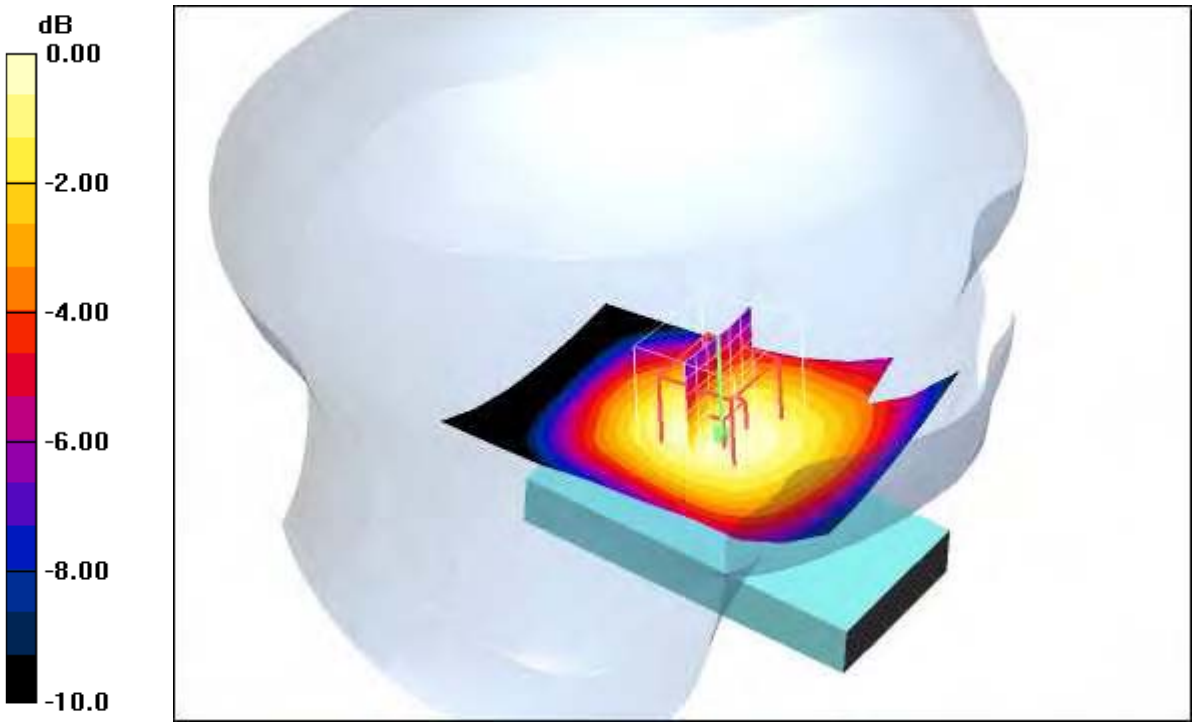

0 dB = 0.295mW/g

Additional information:
position or distance of DUT to SAM (if not standard head positions) :
ambient temperature: 23.3°C; liquid temperature: 22.7°C

Date/Time: 2008-08-11 15:10:53Date/Time: 2008-08-11 15:16:41

P1528_OET65-LeftHandSide-GSM850

DUT: Sony Ericsson; Type: AAD-3352031-; Serial: CB5112N6W4
Communication System: PCS 850; Frequency: 848.8 MHz; Duty Cycle: 1:8
Medium: HSL850 Medium parameters used: f = 848.8 MHz; σ = 0.89 mho/m; ε_r = 42.7; ρ = 1000 kg/m^3
Phantom section: Left Section
DASY4 Configuration:
- Probe: ET3DV6 - SN1554; ConvF(6.65, 6.65, 6.65); Calibrated: 2008-05-13
- Sensor-Surface: 4mm (Mechanical And Optical Surface Detection)
- Electronics: DAE3 Sn413; Calibrated: 2008-01-18
- Phantom: SAM 12; Type: SAM; Serial: 1043
- Measurement SW: DASY4, V4.5 Build 19; Postprocessing SW: SEMCAD, V1.8 Build 146

Tilt position - High/Area Scan (51x81x1): Measurement grid: dx=15mm, dy=15mm
Maximum value of SAR (interpolated) = 0.357 mW/g

Tilt position - High/Zoom Scan (7x7x7) (7x7x7)/Cube 0: Measurement grid: dx=5mm, dy=5mm, dz=5mm
Reference Value = 20.7 V/m; Power Drift = -0.055 dB
Peak SAR (extrapolated) = 0.407 W/kg
SAR(1 g) = 0.341 mW/g; SAR(10 g) = 0.253 mW/g
Maximum value of SAR (measured) = 0.359 mW/g

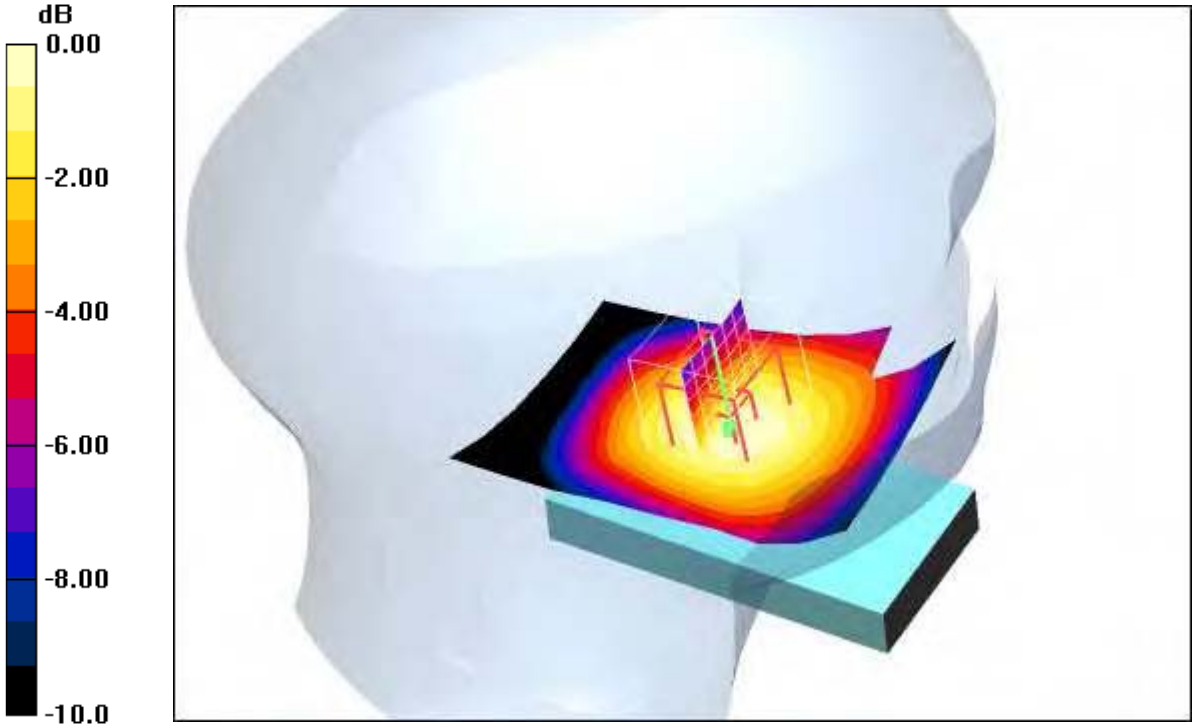

0 dB = 0.359mW/g

Additional information:
position or distance of DUT to SAM (if not standard head positions) :
ambient temperature: 23.3°C; liquid temperature: 22.7°C

Date/Time: 2008-08-11 21:31:17Date/Time: 2008-08-11 21:37:13

P1528_OET65-RightHandSide-GSM850

DUT: Sony Ericsson; Type: AAD-3352031-; Serial: CB5112N6W4
Communication System: PCS 850; Frequency: 824.2 MHz; Duty Cycle: 1:8
Medium: HSL850 Medium parameters used: f = 824.2 MHz; σ = 0.89 mho/m; ε_r = 42.7; ρ = 1000 kg/m^3
Phantom section: Right Section
DASY4 Configuration:
- Probe: ET3DV6 - SN1554; ConvF(6.65, 6.65, 6.65); Calibrated: 2008-05-13
- Sensor-Surface: 4mm (Mechanical And Optical Surface Detection)
- Electronics: DAE3 Sn413; Calibrated: 2008-01-18
- Phantom: SAM 12; Type: SAM; Serial: 1043
- Measurement SW: DASY4, V4.5 Build 19; Postprocessing SW: SEMCAD, V1.8 Build 146

Touch position - Low/Area Scan (51x71x1): Measurement grid: dx=15mm, dy=15mm
Maximum value of SAR (interpolated) = 0.556 mW/g

Touch position - Low/Zoom Scan (7x7x7) (7x7x7)/Cube 0: Measurement grid: dx=5mm, dy=5mm, dz=5mm
Reference Value = 26.1 V/m; Power Drift = -0.064 dB
Peak SAR (extrapolated) = 0.676 W/kg
SAR(1 g) = 0.522 mW/g; SAR(10 g) = 0.371 mW/g
Maximum value of SAR (measured) = 0.560 mW/g

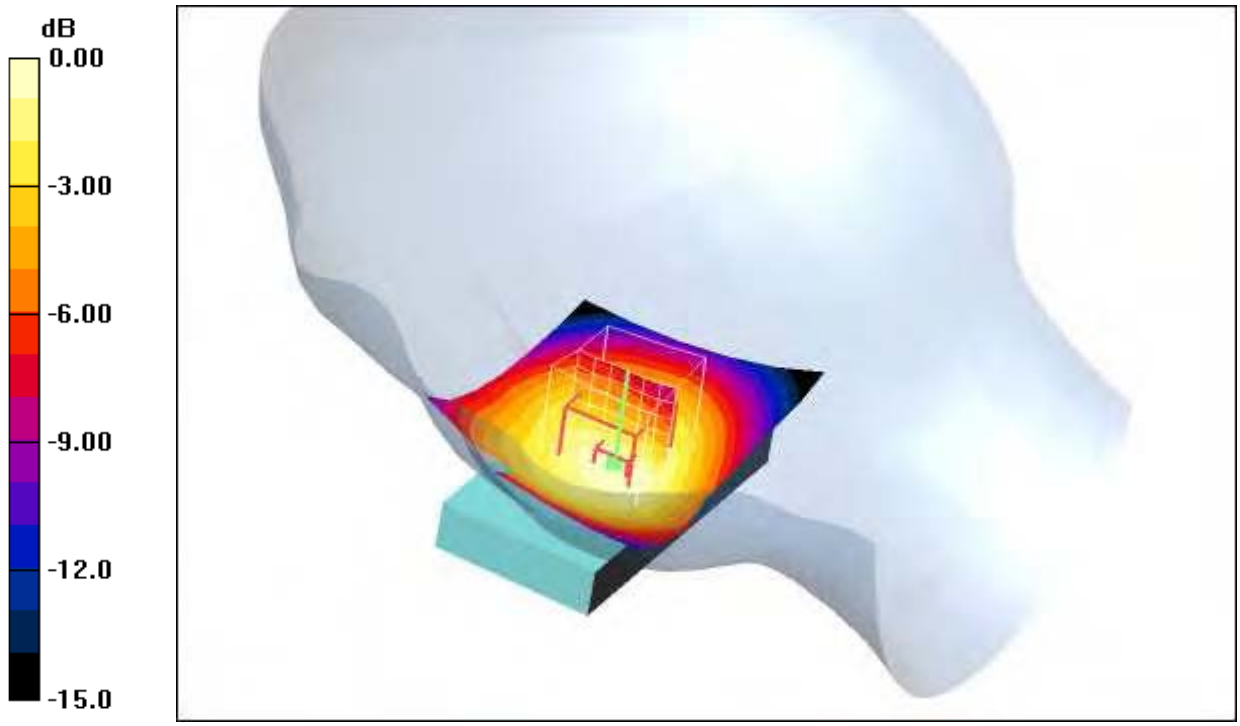

0 dB = 0.560mW/g

Additional information:
position or distance of DUT to SAM (if not standard head positions) :
ambient temperature: 23.3°C; liquid temperature: 22.2°C

Date/Time: 2008-08-11 21:11:10Date/Time: 2008-08-11 21:16:22

P1528_OET65-RightHandSide-GSM850

DUT: Sony Ericsson; Type: AAD-3352031-; Serial: CB5112N6W4
Communication System: PCS 850; Frequency: 836.6 MHz; Duty Cycle: 1:8
Medium: HSL850 Medium parameters used: f = 836.6 MHz; σ = 0.89 mho/m; ε_r = 42.7; ρ = 1000 kg/m^3
Phantom section: Right Section
DASY4 Configuration:
- Probe: ET3DV6 - SN1554; ConvF(6.65, 6.65, 6.65); Calibrated: 2008-05-13
- Sensor-Surface: 4mm (Mechanical And Optical Surface Detection)
- Electronics: DAE3 Sn413; Calibrated: 2008-01-18
- Phantom: SAM 12; Type: SAM; Serial: 1043
- Measurement SW: DASY4, V4.5 Build 19; Postprocessing SW: SEMCAD, V1.8 Build 146

Touch position - Middle/Area Scan (51x71x1): Measurement grid: dx=15mm, dy=15mm
Maximum value of SAR (interpolated) = 0.722 mW/g

Touch position - Middle/Zoom Scan (7x7x7) (7x7x7)/Cube 0: Measurement grid: dx=5mm, dy=5mm, dz=5mm
Reference Value = 29.7 V/m; Power Drift = -0.046 dB
Peak SAR (extrapolated) = 0.886 W/kg
SAR(1 g) = 0.679 mW/g; SAR(10 g) = 0.478 mW/g
Maximum value of SAR (measured) = 0.737 mW/g

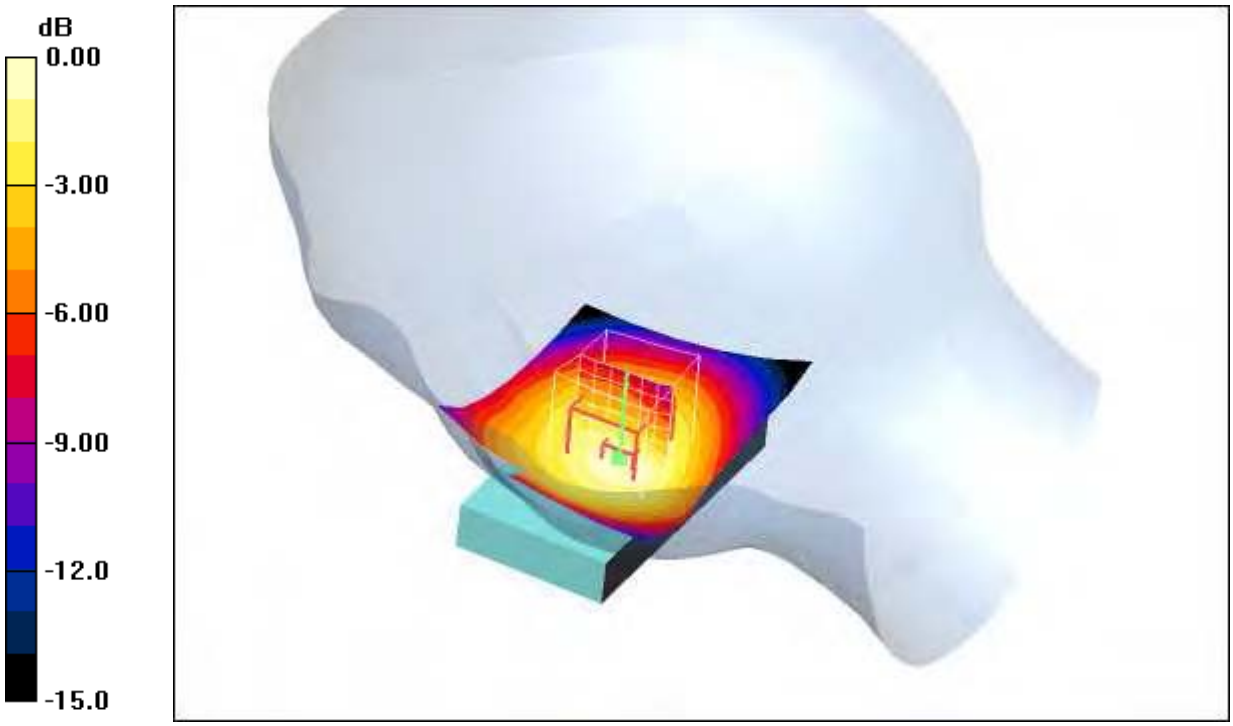

0 dB = 0.737mW/g

Additional information:
position or distance of DUT to SAM (if not standard head positions) :
ambient temperature: 23.3°C; liquid temperature: 22.2°C

Date/Time: 2008-08-11 20:51:31Date/Time: 2008-08-11 20:57:16

P1528_OET65-RightHandSide-GSM850

DUT: Sony Ericsson; Type: AAD-3352031-; Serial: CB5112N6W4
Communication System: PCS 850; Frequency: 848.8 MHz; Duty Cycle: 1:8
Medium: HSL850 Medium parameters used: f = 848.8 MHz; σ = 0.89 mho/m; ε_r = 42.7; ρ = 1000 kg/m^3
Phantom section: Right Section
DASY4 Configuration:
- Probe: ET3DV6 - SN1554; ConvF(6.65, 6.65, 6.65); Calibrated: 2008-05-13
- Sensor-Surface: 4mm (Mechanical And Optical Surface Detection)
- Electronics: DAE3 Sn413; Calibrated: 2008-01-18
- Phantom: SAM 12; Type: SAM; Serial: 1043
- Measurement SW: DASY4, V4.5 Build 19; Postprocessing SW: SEMCAD, V1.8 Build 146

Touch position - High/Area Scan (51x71x1): Measurement grid: dx=15mm, dy=15mm
Maximum value of SAR (interpolated) = 0.894 mW/g

Touch position - High/Zoom Scan (7x7x7) (7x7x7)/Cube 0: Measurement grid: dx=5mm, dy=5mm, dz=5mm
Reference Value = 32.9 V/m; Power Drift = -0.033 dB
Peak SAR (extrapolated) = 1.09 W/kg
SAR(1 g) = 0.828 mW/g; SAR(10 g) = 0.585 mW/g
Maximum value of SAR (measured) = 0.890 mW/g

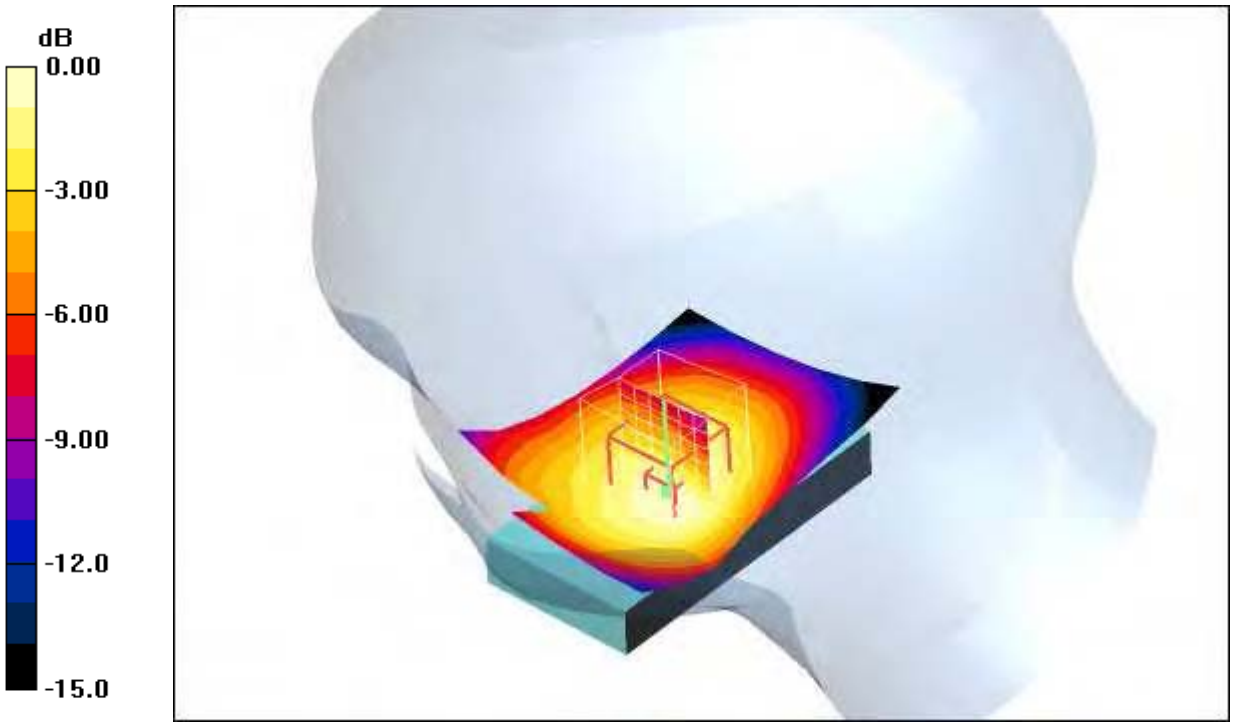

0 dB = 0.890mW/g

Additional information:
position or distance of DUT to SAM (if not standard head positions) :
ambient temperature: 23.3°C; liquid temperature: 22.2°C

Date/Time: 2008-08-11 19:52:53Date/Time: 2008-08-11 19:59:32

P1528_OET65-RightHandSide-GSM850

DUT: Sony Ericsson; Type: AAD-3352031-; Serial: CB5112N6W4
Communication System: PCS 850; Frequency: 824.2 MHz; Duty Cycle: 1:8
Medium: HSL850 Medium parameters used: f = 824.2 MHz; σ = 0.89 mho/m; ε_r = 42.7; ρ = 1000 kg/m^3
Phantom section: Right Section
DASY4 Configuration:
- Probe: ET3DV6 - SN1554; ConvF(6.65, 6.65, 6.65); Calibrated: 2008-05-13
- Sensor-Surface: 4mm (Mechanical And Optical Surface Detection)
- Electronics: DAE3 Sn413; Calibrated: 2008-01-18
- Phantom: SAM 12; Type: SAM; Serial: 1043
- Measurement SW: DASY4, V4.5 Build 19; Postprocessing SW: SEMCAD, V1.8 Build 146

Tilt position - Low/Area Scan (51x81x1): Measurement grid: dx=15mm, dy=15mm
Maximum value of SAR (interpolated) = 0.296 mW/g

Tilt position - Low/Zoom Scan (7x7x7) (7x7x7)/Cube 0: Measurement grid: dx=5mm, dy=5mm, dz=5mm
Reference Value = 18.6 V/m; Power Drift = -0.050 dB
Peak SAR (extrapolated) = 0.331 W/kg
SAR(1 g) = 0.280 mW/g; SAR(10 g) = 0.210 mW/g
Maximum value of SAR (measured) = 0.295 mW/g

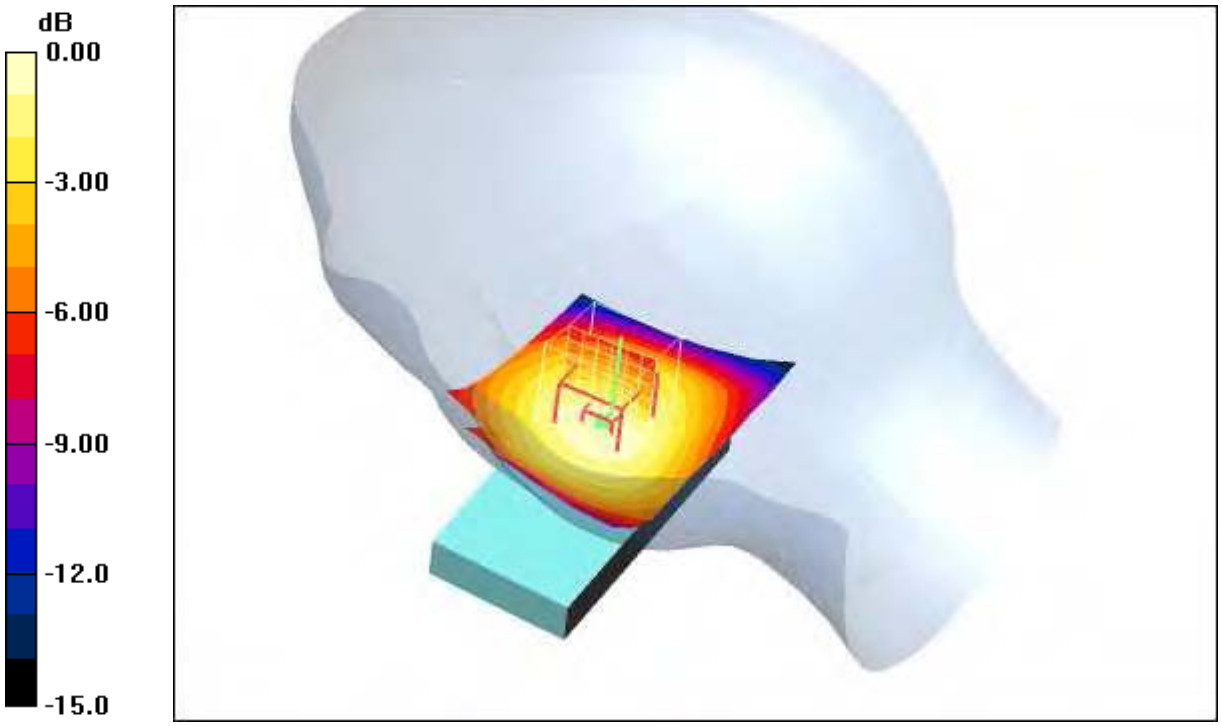

0 dB = 0.295mW/g

Additional information:
position or distance of DUT to SAM (if not standard head positions) :
ambient temperature: 23.3°C; liquid temperature: 22.3°C

Date/Time: 2008-08-11 20:13:35Date/Time: 2008-08-11 20:19:17

P1528_OET65-RightHandSide-GSM850

DUT: Sony Ericsson; Type: AAD-3352031-; Serial: CB5112N6W4
Communication System: PCS 850; Frequency: 836.6 MHz; Duty Cycle: 1:8
Medium: HSL850 Medium parameters used: f = 836.6 MHz; σ = 0.89 mho/m; ε_r = 42.7; ρ = 1000 kg/m^3
Phantom section: Right Section
DASY4 Configuration:
- Probe: ET3DV6 - SN1554; ConvF(6.65, 6.65, 6.65); Calibrated: 2008-05-13
- Sensor-Surface: 4mm (Mechanical And Optical Surface Detection)
- Electronics: DAE3 Sn413; Calibrated: 2008-01-18
- Phantom: SAM 12; Type: SAM; Serial: 1043
- Measurement SW: DASY4, V4.5 Build 19; Postprocessing SW: SEMCAD, V1.8 Build 146

Tilt position - Middle/Area Scan (51x81x1): Measurement grid: dx=15mm, dy=15mm
Maximum value of SAR (interpolated) = 0.361 mW/g

Tilt position - Middle/Zoom Scan (7x7x7) (7x7x7)/Cube 0: Measurement grid: dx=5mm, dy=5mm, dz=5mm
Reference Value = 20.2 V/m; Power Drift = -0.039 dB
Peak SAR (extrapolated) = 0.395 W/kg
SAR(1 g) = 0.331 mW/g; SAR(10 g) = 0.246 mW/g
Maximum value of SAR (measured) = 0.350 mW/g

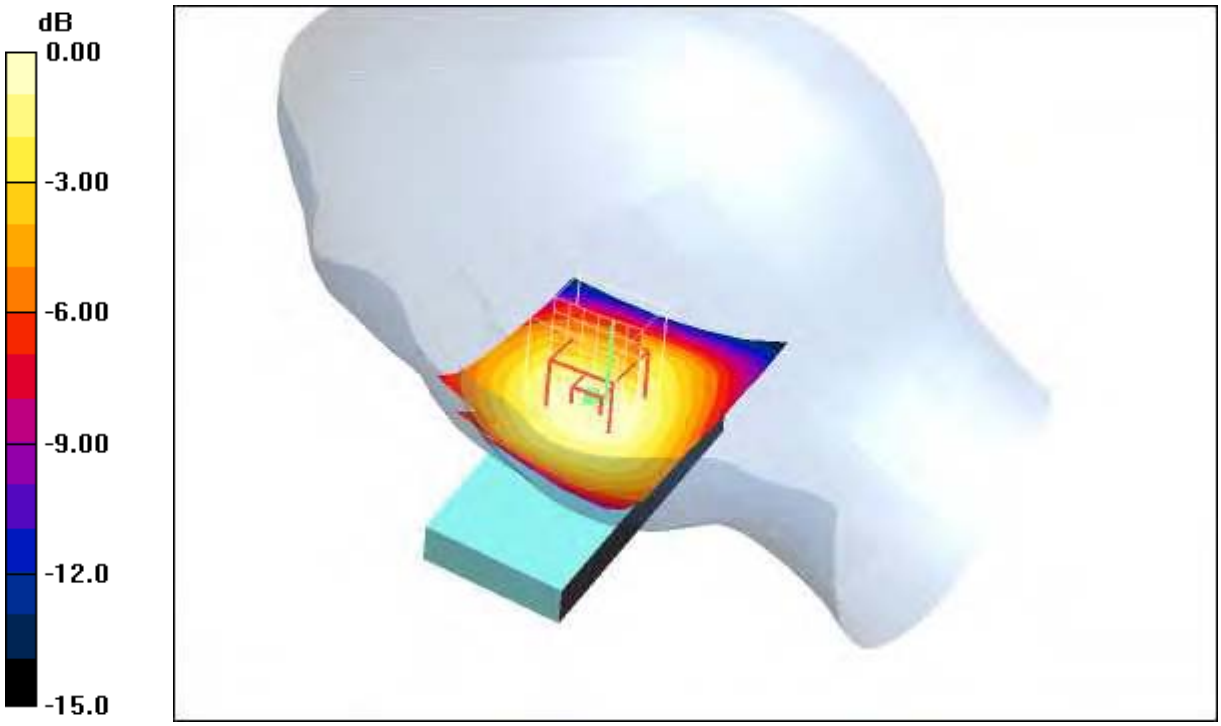

0 dB = 0.350mW/g

Additional information:
position or distance of DUT to SAM (if not standard head positions) :
ambient temperature: 23.3°C; liquid temperature: 22.3°C

Date/Time: 2008-08-11 20:32:14Date/Time: 2008-08-11 20:37:51

P1528_OET65-RightHandSide-GSM850

DUT: Sony Ericsson; Type: AAD-3352031-; Serial: CB5112N6W4
Communication System: PCS 850; Frequency: 848.8 MHz;Duty Cycle: 1:8
Medium: HSL850 Medium parameters used: f = 848.8 MHz; σ = 0.89 mho/m; ε_r = 42.7; ρ = 1000 kg/m^3
Phantom section: Right Section
DASY4 Configuration:
- Probe: ET3DV6 - SN1554; ConvF(6.65, 6.65, 6.65); Calibrated: 2008-05-13
- Sensor-Surface: 4mm (Mechanical And Optical Surface Detection)
- Electronics: DAE3 Sn413; Calibrated: 2008-01-18
- Phantom: SAM 12; Type: SAM; Serial: 1043
- Measurement SW: DASY4, V4.5 Build 19; Postprocessing SW: SEMCAD, V1.8 Build 146

Tilt position - High/Area Scan (51x81x1): Measurement grid: dx=15mm, dy=15mm
Maximum value of SAR (interpolated) = 0.396 mW/g

Tilt position - High/Zoom Scan (7x7x7) (7x7x7)/Cube 0: Measurement grid: dx=5mm, dy=5mm, dz=5mm
Reference Value = 21.5 V/m; Power Drift = -0.021 dB
Peak SAR (extrapolated) = 0.448 W/kg
SAR(1 g) = 0.374 mW/g; SAR(10 g) = 0.277 mW/g
Maximum value of SAR (measured) = 0.395 mW/g

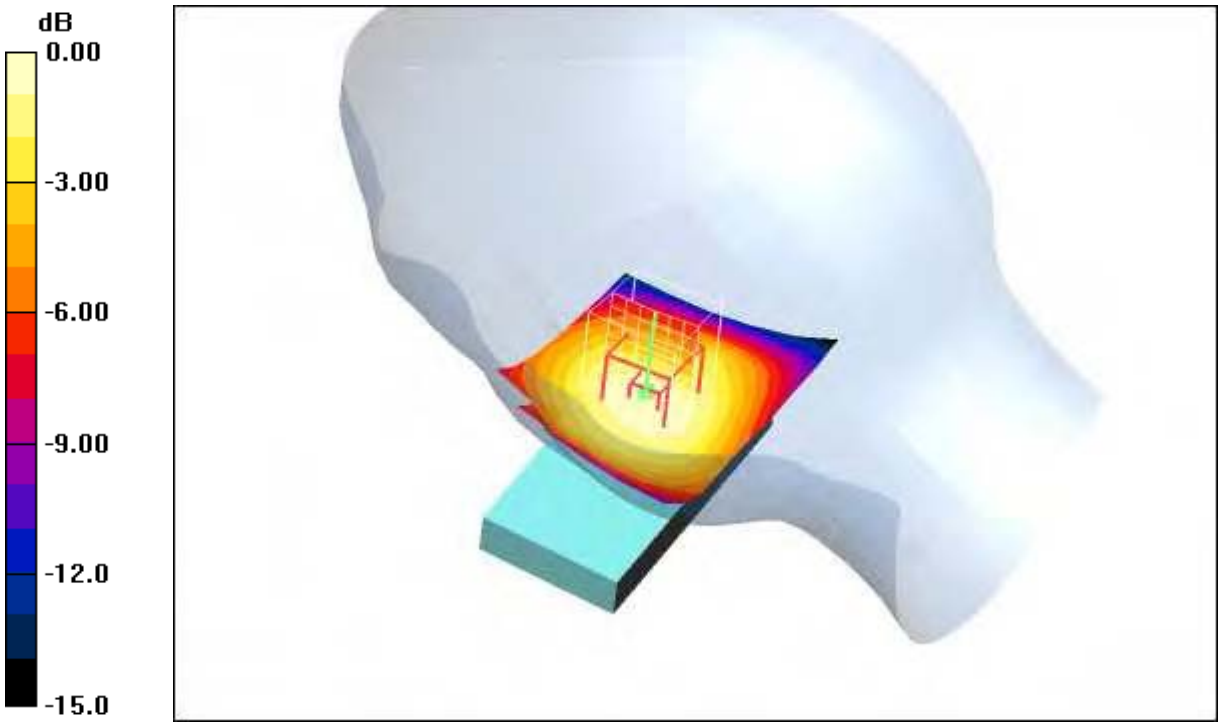

0 dB = 0.395mW/g

Additional information:
position or distance of DUT to SAM (if not standard head positions) :
ambient temperature: 23.3°C; liquid temperature: 22.3°C

Date/Time: 2008-08-11 16:41:57Date/Time: 2008-08-11 16:47:44

P1528_OET65-LeftHandSide-GSM850-open

DUT: Sony Ericsson; Type: AAD-3352031-; Serial: CB5112N6W4
Communication System: PCS 850; Frequency: 824.2 MHz;Duty Cycle: 1:8
Medium: HSL850 Medium parameters used: f = 824.2 MHz; σ = 0.89 mho/m; ε_r = 42.7; ρ = 1000 kg/m^3
Phantom section: Left Section
DASY4 Configuration:
- Probe: ET3DV6 - SN1554; ConvF(6.65, 6.65, 6.65); Calibrated: 2008-05-13
- Sensor-Surface: 4mm (Mechanical And Optical Surface Detection)
- Electronics: DAE3 Sn413; Calibrated: 2008-01-18
- Phantom: SAM 12; Type: SAM; Serial: 1043
- Measurement SW: DASY4, V4.5 Build 19; Postprocessing SW: SEMCAD, V1.8 Build 146

Touch position - Low/Area Scan (51x81x1): Measurement grid: dx=15mm, dy=15mm
Maximum value of SAR (interpolated) = 0.542 mW/g

Touch position - Low/Zoom Scan (7x7x7) (7x7x7)/Cube 0: Measurement grid: dx=5mm, dy=5mm, dz=5mm
Reference Value = 25.4 V/m; Power Drift = -0.00 dB
Peak SAR (extrapolated) = 0.591 W/kg
SAR(1 g) = 0.506 mW/g; SAR(10 g) = 0.386 mW/g
Maximum value of SAR (measured) = 0.531 mW/g

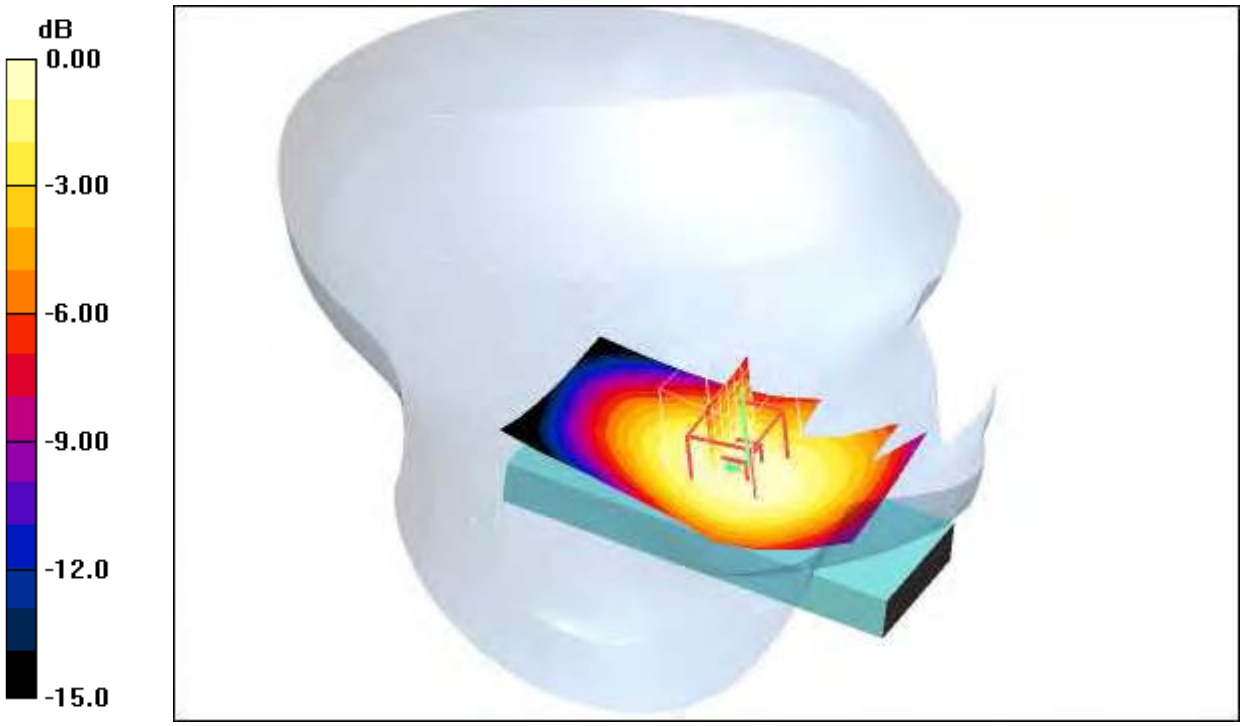

0 dB = 0.531mW/g

Additional information:
position or distance of DUT to SAM (if not standard head positions) :
ambient temperature: 23.2°C; liquid temperature: 22.3°C

Date/Time: 2008-08-11 17:02:37Date/Time: 2008-08-11 17:08:20

P1528_OET65-LeftHandSide-GSM850-open

DUT: Sony Ericsson; Type: AAD-3352031-; Serial: CB5112N6W4
Communication System: PCS 850; Frequency: 836.6 MHz; Duty Cycle: 1:8
Medium: HSL850 Medium parameters used: f = 836.6 MHz; σ = 0.89 mho/m; ε_r = 42.7; ρ = 1000 kg/m^3
Phantom section: Left Section
DASY4 Configuration:
- Probe: ET3DV6 - SN1554; ConvF(6.65, 6.65, 6.65); Calibrated: 2008-05-13
- Sensor-Surface: 4mm (Mechanical And Optical Surface Detection)
- Electronics: DAE3 Sn413; Calibrated: 2008-01-18
- Phantom: SAM 12; Type: SAM; Serial: 1043
- Measurement SW: DASY4, V4.5 Build 19; Postprocessing SW: SEMCAD, V1.8 Build 146

Touch position - Middle/Area Scan (51x81x1): Measurement grid: dx=15mm, dy=15mm
Maximum value of SAR (interpolated) = 0.668 mW/g

Touch position - Middle/Zoom Scan (7x7x7) (7x7x7)/Cube 0: Measurement grid: dx=5mm, dy=5mm, dz=5mm
Reference Value = 28.1 V/m; Power Drift = -0.094 dB
Peak SAR (extrapolated) = 0.718 W/kg
SAR(1 g) = 0.614 mW/g; SAR(10 g) = 0.466 mW/g
Maximum value of SAR (measured) = 0.645 mW/g

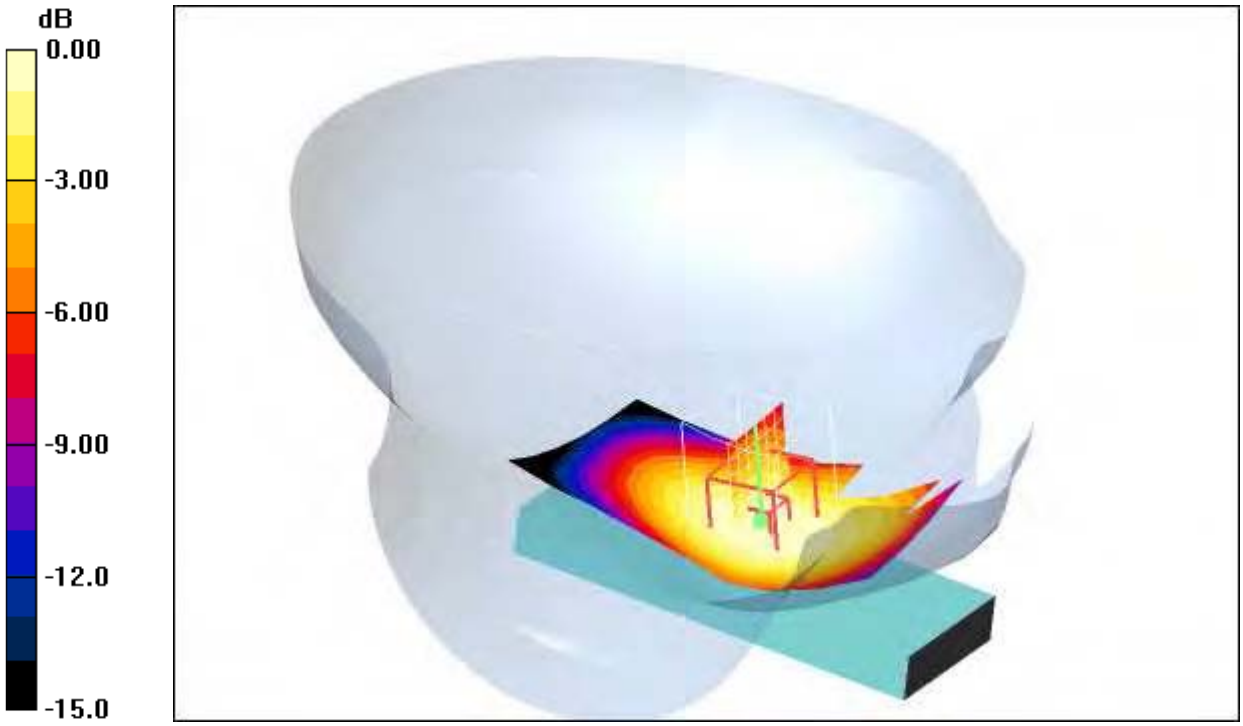

0 dB = 0.645mW/g

Additional information:
position or distance of DUT to SAM (if not standard head positions) :
ambient temperature: 23.2°C; liquid temperature: 22.3°C

Date/Time: 2008-08-11 17:23:01Date/Time: 2008-08-11 17:28:45

P1528_OET65-LeftHandSide-GSM850-open

DUT: Sony Ericsson; Type: AAD-3352031-; Serial: CB5112N6W4
Communication System: PCS 850; Frequency: 848.8 MHz; Duty Cycle: 1:8
Medium: HSL850 Medium parameters used: f = 848.8 MHz; σ = 0.89 mho/m; ε_r = 42.7; ρ = 1000 kg/m^3
Phantom section: Left Section
DASY4 Configuration:
- Probe: ET3DV6 - SN1554; ConvF(6.65, 6.65, 6.65); Calibrated: 2008-05-13
- Sensor-Surface: 4mm (Mechanical And Optical Surface Detection)
- Electronics: DAE3 Sn413; Calibrated: 2008-01-18
- Phantom: SAM 12; Type: SAM; Serial: 1043
- Measurement SW: DASY4, V4.5 Build 19; Postprocessing SW: SEMCAD, V1.8 Build 146

Touch position - High/Area Scan (51x81x1): Measurement grid: dx=15mm, dy=15mm
Maximum value of SAR (interpolated) = 0.779 mW/g

Touch position - High/Zoom Scan (7x7x7) (7x7x7)/Cube 0: Measurement grid: dx=5mm, dy=5mm, dz=5mm
Reference Value = 30.4 V/m; Power Drift = -0.125 dB
Peak SAR (extrapolated) = 0.848 W/kg
SAR(1 g) = 0.716 mW/g; SAR(10 g) = 0.539 mW/g
Maximum value of SAR (measured) = 0.755 mW/g

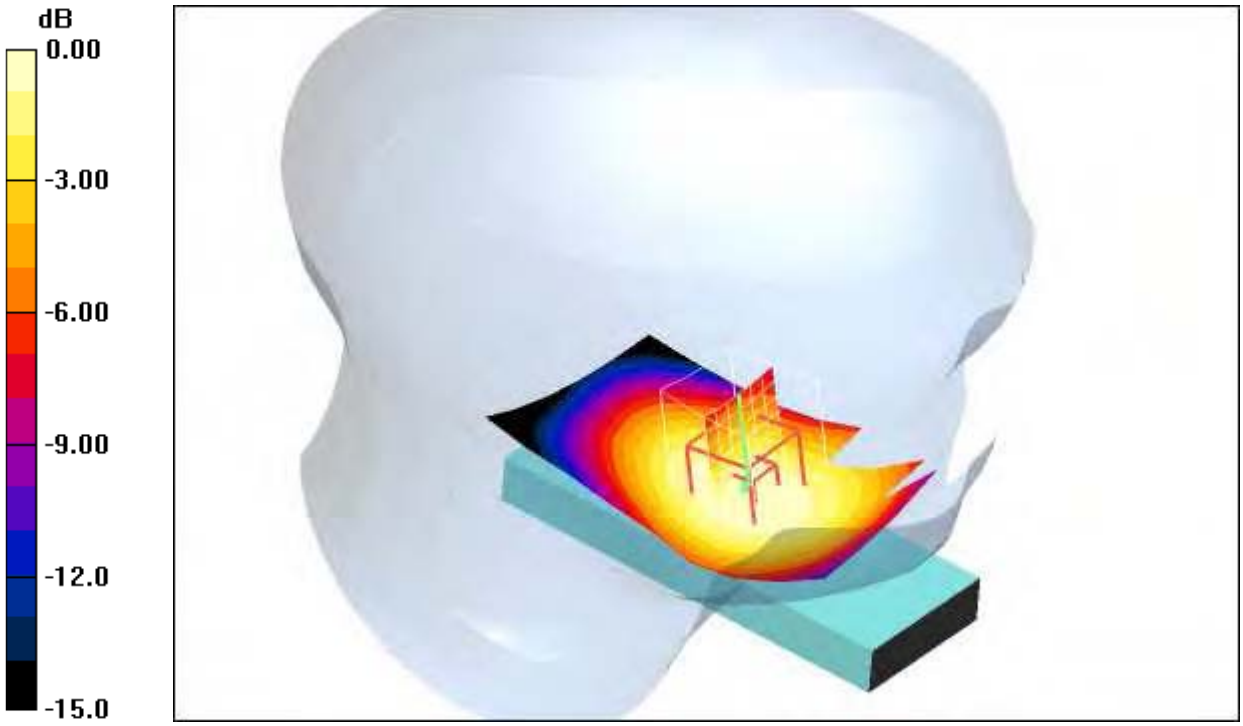

0 dB = 0.755mW/g

Additional information:
position or distance of DUT to SAM (if not standard head positions) :
ambient temperature: 23.2°C; liquid temperature: 22.3°C

Date/Time: 2008-08-11 15:32:03Date/Time: 2008-08-11 15:38:44

P1528_OET65-LeftHandSide-GSM850-open

DUT: Sony Ericsson; Type: AAD-3352031-; Serial: CB5112N6W4
Communication System: PCS 850; Frequency: 824.2 MHz; Duty Cycle: 1:8
Medium: HSL850 Medium parameters used: f = 824.2 MHz; σ = 0.89 mho/m; ε_r = 42.7; ρ = 1000 kg/m^3
Phantom section: Left Section
DASY4 Configuration:
- Probe: ET3DV6 - SN1554; ConvF(6.65, 6.65, 6.65); Calibrated: 2008-05-13
- Sensor-Surface: 4mm (Mechanical And Optical Surface Detection)
- Electronics: DAE3 Sn413; Calibrated: 2008-01-18
- Phantom: SAM 12; Type: SAM; Serial: 1043
- Measurement SW: DASY4, V4.5 Build 19; Postprocessing SW: SEMCAD, V1.8 Build 146

Tilt position - Low/Area Scan (51x81x1): Measurement grid: dx=15mm, dy=15mm
Maximum value of SAR (interpolated) = 0.248 mW/g

Tilt position - Low/Zoom Scan (7x7x7) (7x7x7)/Cube 0: Measurement grid: dx=5mm, dy=5mm, dz=5mm
Reference Value = 16.9 V/m; Power Drift = -0.132 dB
Peak SAR (extrapolated) = 0.276 W/kg
SAR(1 g) = 0.231 mW/g; SAR(10 g) = 0.173 mW/g
Maximum value of SAR (measured) = 0.244 mW/g

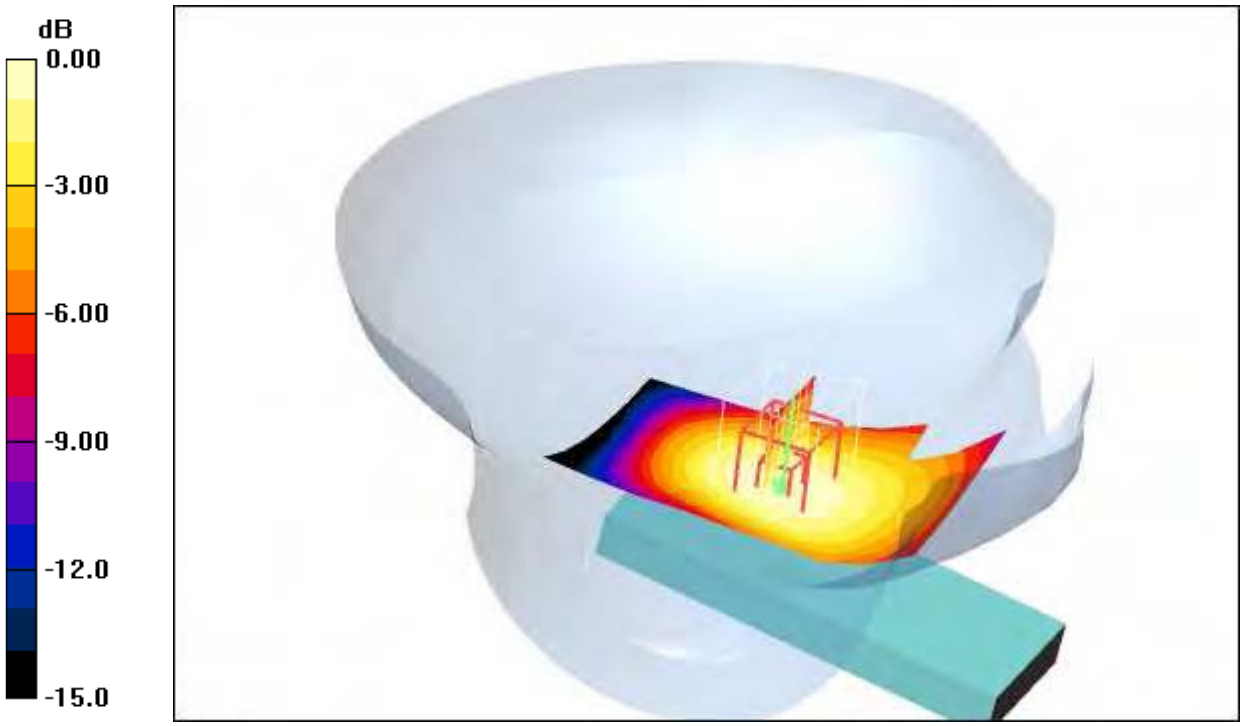

0 dB = 0.244mW/g

Additional information:
position or distance of DUT to SAM (if not standard head positions) :
ambient temperature: 23.3°C; liquid temperature: 22.6°C

Date/Time: 2008-08-11 15:52:20Date/Time: 2008-08-11 15:58:05

P1528_OET65-LeftHandSide-GSM850-open

DUT: Sony Ericsson; Type: AAD-3352031-; Serial: CB5112N6W4
Communication System: PCS 850; Frequency: 836.6 MHz; Duty Cycle: 1:8
Medium: HSL850 Medium parameters used: f = 836.6 MHz; σ = 0.89 mho/m; ε_r = 42.7; ρ = 1000 kg/m^3
Phantom section: Left Section
DASY4 Configuration:
- Probe: ET3DV6 - SN1554; ConvF(6.65, 6.65, 6.65); Calibrated: 2008-05-13
- Sensor-Surface: 4mm (Mechanical And Optical Surface Detection)
- Electronics: DAE3 Sn413; Calibrated: 2008-01-18
- Phantom: SAM 12; Type: SAM; Serial: 1043
- Measurement SW: DASY4, V4.5 Build 19; Postprocessing SW: SEMCAD, V1.8 Build 146

Tilt position - Middle/Area Scan (51x81x1): Measurement grid: dx=15mm, dy=15mm
Maximum value of SAR (interpolated) = 0.275 mW/g

Tilt position - Middle/Zoom Scan (7x7x7) (7x7x7)/Cube 0: Measurement grid: dx=5mm, dy=5mm, dz=5mm
Reference Value = 17.8 V/m; Power Drift = -0.112 dB
Peak SAR (extrapolated) = 0.300 W/kg
SAR(1 g) = 0.252 mW/g; SAR(10 g) = 0.187 mW/g
Maximum value of SAR (measured) = 0.264 mW/g

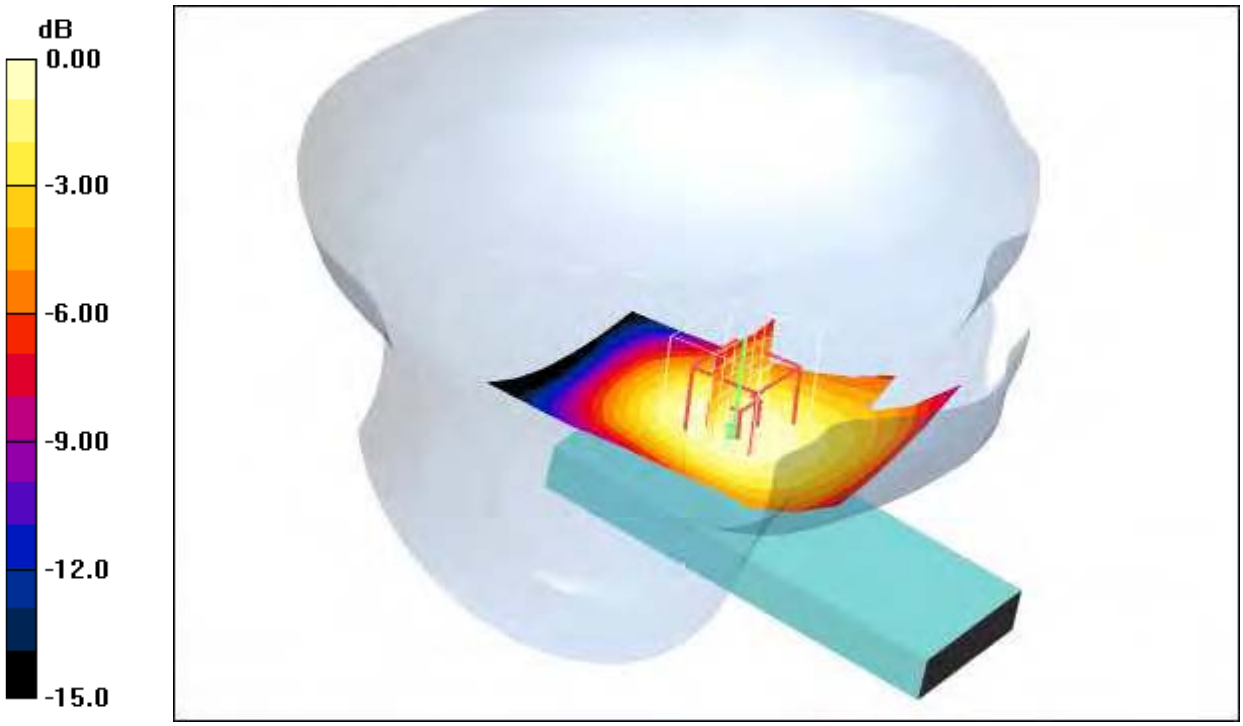

0 dB = 0.264mW/g

Additional information:
position or distance of DUT to SAM (if not standard head positions) :
ambient temperature: 23.3°C; liquid temperature: 22.6°C

Date/Time: 2008-08-11 16:12:14Date/Time: 2008-08-11 16:17:59

P1528_OET65-LeftHandSide-GSM850-open

DUT: Sony Ericsson; Type: AAD-3352031-; Serial: CB5112N6W4
Communication System: PCS 850; Frequency: 848.8 MHz; Duty Cycle: 1:8
Medium: HSL850 Medium parameters used: f = 848.8 MHz; σ = 0.89 mho/m; ε_r = 42.7; ρ = 1000 kg/m^3
Phantom section: Left Section
DASY4 Configuration:
- Probe: ET3DV6 - SN1554; ConvF(6.65, 6.65, 6.65); Calibrated: 2008-05-13
- Sensor-Surface: 4mm (Mechanical And Optical Surface Detection)
- Electronics: DAE3 Sn413; Calibrated: 2008-01-18
- Phantom: SAM 12; Type: SAM; Serial: 1043
- Measurement SW: DASY4, V4.5 Build 19; Postprocessing SW: SEMCAD, V1.8 Build 146

Tilt position - High/Area Scan (51x81x1): Measurement grid: dx=15mm, dy=15mm
Maximum value of SAR (interpolated) = 0.312 mW/g

Tilt position - High/Zoom Scan (7x7x7) (7x7x7)/Cube 0: Measurement grid: dx=5mm, dy=5mm, dz=5mm
Reference Value = 18.8 V/m; Power Drift = -0.110 dB
Peak SAR (extrapolated) = 0.343 W/kg
SAR(1 g) = 0.285 mW/g; SAR(10 g) = 0.211 mW/g
Maximum value of SAR (measured) = 0.301 mW/g

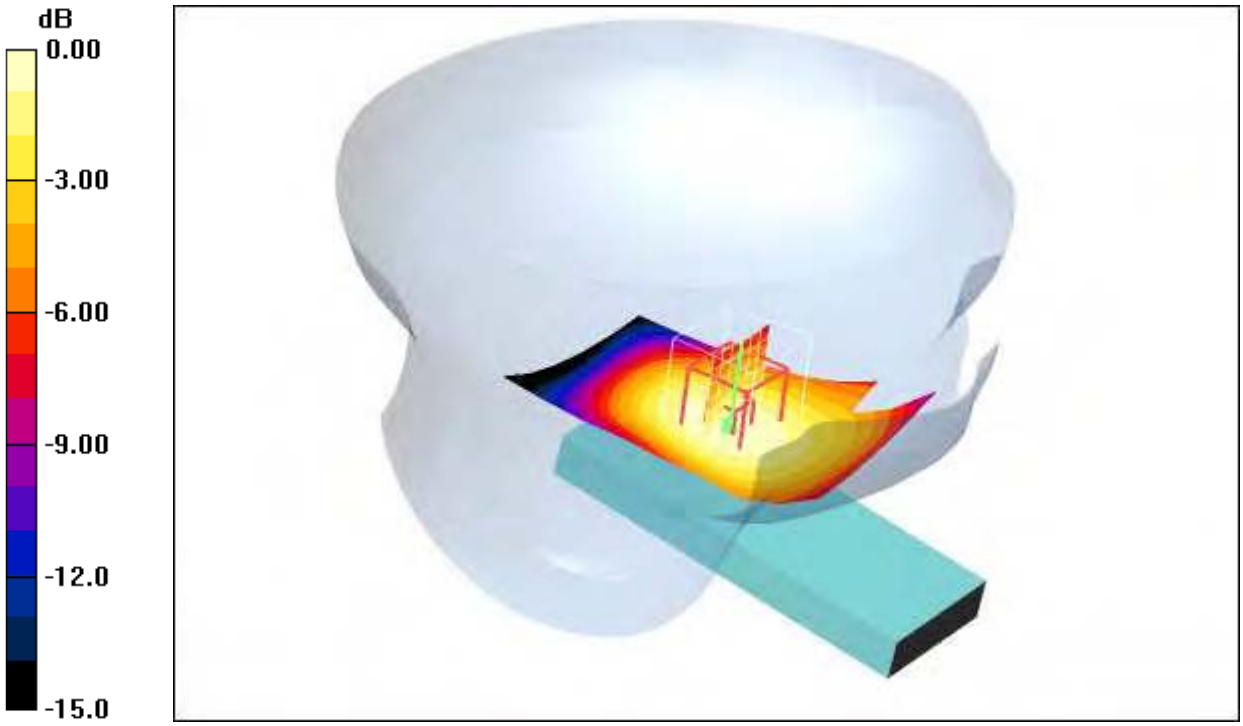

0 dB = 0.301mW/g

Additional information:
position or distance of DUT to SAM (if not standard head positions) :
ambient temperature: 23.3°C; liquid temperature: 22.6°C

Date/Time: 2008-08-11 18:26:27Date/Time: 2008-08-11 18:32:16

P1528_OET65-RightHandSide-GSM850 open

DUT: Sony Ericsson; Type: AAD-3352031-; Serial: CB5112N6W4
Communication System: PCS 850; Frequency: 824.2 MHz; Duty Cycle: 1:8
Medium: HSL850 Medium parameters used: f = 824.2 MHz; σ = 0.89 mho/m; ε_r = 42.7; ρ = 1000 kg/m^3
Phantom section: Right Section
DASY4 Configuration:
- Probe: ET3DV6 - SN1554; ConvF(6.65, 6.65, 6.65); Calibrated: 2008-05-13
- Sensor-Surface: 4mm (Mechanical And Optical Surface Detection)
- Electronics: DAE3 Sn413; Calibrated: 2008-01-18
- Phantom: SAM 12; Type: SAM; Serial: 1043
- Measurement SW: DASY4, V4.5 Build 19; Postprocessing SW: SEMCAD, V1.8 Build 146

Touch position - Low/Area Scan (51x91x1): Measurement grid: dx=15mm, dy=15mm
Maximum value of SAR (interpolated) = 0.506 mW/g

Touch position - Low/Zoom Scan (7x7x7) (7x7x7)/Cube 0: Measurement grid: dx=5mm, dy=5mm, dz=5mm
Reference Value = 24.6 V/m; Power Drift = -0.024 dB
Peak SAR (extrapolated) = 0.563 W/kg
SAR(1 g) = 0.472 mW/g; SAR(10 g) = 0.359 mW/g
Maximum value of SAR (measured) = 0.499 mW/g

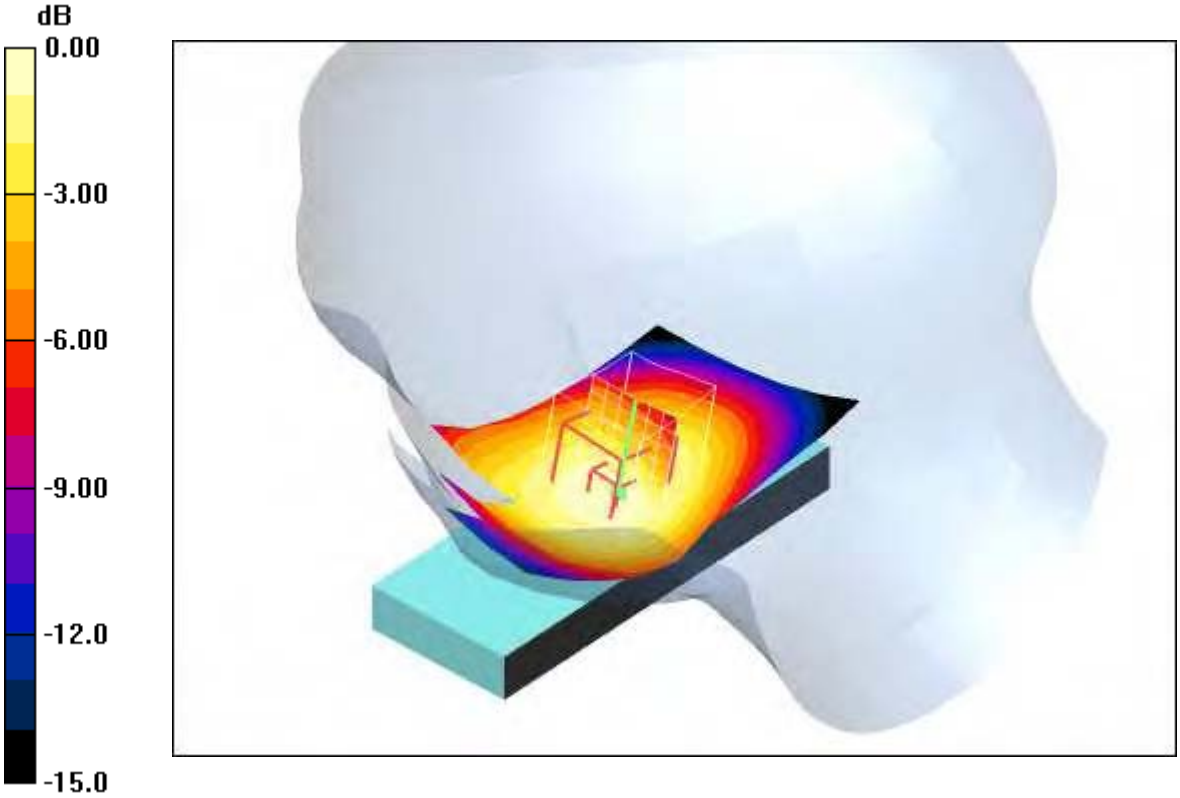

0 dB = 0.499mW/g

Additional information:
position or distance of DUT to SAM (if not standard head positions) :
ambient temperature: 23.4°C; liquid temperature: 22.3°C

Date/Time: 2008-08-11 18:06:17Date/Time: 2008-08-11 18:12:06

P1528_OET65-RightHandSide-GSM850 open

DUT: Sony Ericsson; Type: AAD-3352031-; Serial: CB5112N6W4
Communication System: PCS 850; Frequency: 836.6 MHz; Duty Cycle: 1:8
Medium: HSL850 Medium parameters used: f = 836.6 MHz; σ = 0.89 mho/m; ε_r = 42.7; ρ = 1000 kg/m^3
Phantom section: Right Section
DASY4 Configuration:
- Probe: ET3DV6 - SN1554; ConvF(6.65, 6.65, 6.65); Calibrated: 2008-05-13
- Sensor-Surface: 4mm (Mechanical And Optical Surface Detection)
- Electronics: DAE3 Sn413; Calibrated: 2008-01-18
- Phantom: SAM 12; Type: SAM; Serial: 1043
- Measurement SW: DASY4, V4.5 Build 19; Postprocessing SW: SEMCAD, V1.8 Build 146

Touch position - Middle/Area Scan (51x91x1): Measurement grid: dx=15mm, dy=15mm
Maximum value of SAR (interpolated) = 0.642 mW/g

Touch position - Middle/Zoom Scan (7x7x7) (7x7x7)/Cube 0: Measurement grid: dx=5mm, dy=5mm, dz=5mm
Reference Value = 27.6 V/m; Power Drift = -0.038 dB
Peak SAR (extrapolated) = 0.706 W/kg
SAR(1 g) = 0.592 mW/g; SAR(10 g) = 0.447 mW/g
Maximum value of SAR (measured) = 0.629 mW/g

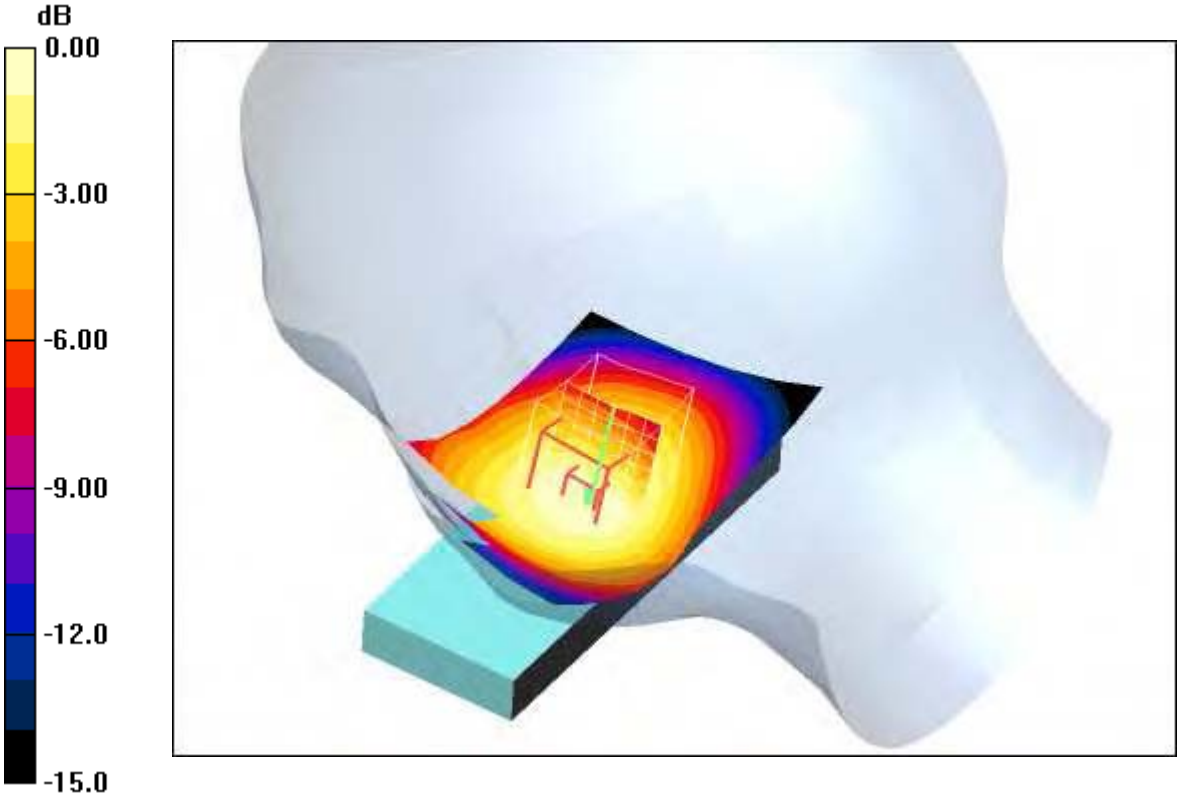

0 dB = 0.629mW/g

Additional information:
position or distance of DUT to SAM (if not standard head positions) :
ambient temperature: 23.4°C; liquid temperature: 22.3°C

Date/Time: 2008-08-11 17:46:11Date/Time: 2008-08-11 17:51:58

P1528_OET65-RightHandSide-GSM850 open

DUT: Sony Ericsson; Type: AAD-3352031-; Serial: CB5112N6W4
Communication System: PCS 850; Frequency: 848.8 MHz; Duty Cycle: 1:8
Medium: HSL850 Medium parameters used: f = 848.8 MHz; σ = 0.89 mho/m; ε_r = 42.7; ρ = 1000 kg/m^3
Phantom section: Right Section
DASY4 Configuration:
- Probe: ET3DV6 - SN1554; ConvF(6.65, 6.65, 6.65); Calibrated: 2008-05-13
- Sensor-Surface: 4mm (Mechanical And Optical Surface Detection)
- Electronics: DAE3 Sn413; Calibrated: 2008-01-18
- Phantom: SAM 12; Type: SAM; Serial: 1043
- Measurement SW: DASY4, V4.5 Build 19; Postprocessing SW: SEMCAD, V1.8 Build 146

Touch position - High/Area Scan (51x91x1): Measurement grid: dx=15mm, dy=15mm
Maximum value of SAR (interpolated) = 0.790 mW/g

Touch position - High/Zoom Scan (7x7x7) (7x7x7)/Cube 0: Measurement grid: dx=5mm, dy=5mm, dz=5mm
Reference Value = 30.5 V/m; Power Drift = -0.010 dB
Peak SAR (extrapolated) = 0.879 W/kg
SAR(1 g) = 0.729 mW/g; SAR(10 g) = 0.550 mW/g
Maximum value of SAR (measured) = 0.770 mW/g

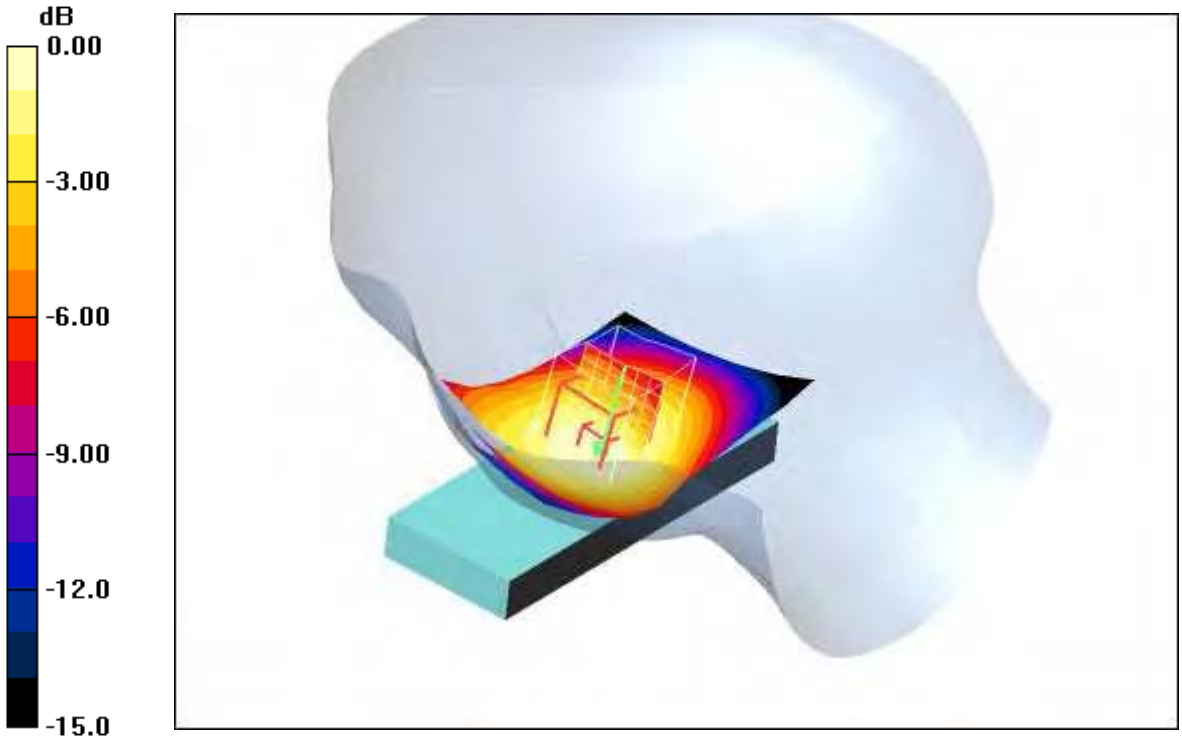

0 dB = 0.770mW/g

Additional information:
position or distance of DUT to SAM (if not standard head positions) :
ambient temperature: 23.4°C; liquid temperature: 22.3°C

Date/Time: 2008-08-11 18:48:14Date/Time: 2008-08-11 18:54:20

P1528_OET65-RightHandSide-GSM850 open

DUT: Sony Ericsson; Type: AAD-3352031-; Serial: CB5112N6W4
Communication System: PCS 850; Frequency: 824.2 MHz; Duty Cycle: 1:8
Medium: HSL850 Medium parameters used: f = 824.2 MHz; σ = 0.89 mho/m; ε_r = 42.7; ρ = 1000 kg/m^3
Phantom section: Right Section
DASY4 Configuration:
- Probe: ET3DV6 - SN1554; ConvF(6.65, 6.65, 6.65); Calibrated: 2008-05-13
- Sensor-Surface: 4mm (Mechanical And Optical Surface Detection)
- Electronics: DAE3 Sn413; Calibrated: 2008-01-18
- Phantom: SAM 12; Type: SAM; Serial: 1043
- Measurement SW: DASY4, V4.5 Build 19; Postprocessing SW: SEMCAD, V1.8 Build 146

Tilt position - Low/Area Scan (51x91x1): Measurement grid: dx=15mm, dy=15mm
Maximum value of SAR (interpolated) = 0.289 mW/g

Tilt position - Low/Zoom Scan (7x7x7) (7x7x7)/Cube 0: Measurement grid: dx=5mm, dy=5mm, dz=5mm
Reference Value = 18.3 V/m; Power Drift = -0.057 dB
Peak SAR (extrapolated) = 0.319 W/kg
SAR(1 g) = 0.272 mW/g; SAR(10 g) = 0.205 mW/g
Maximum value of SAR (measured) = 0.286 mW/g

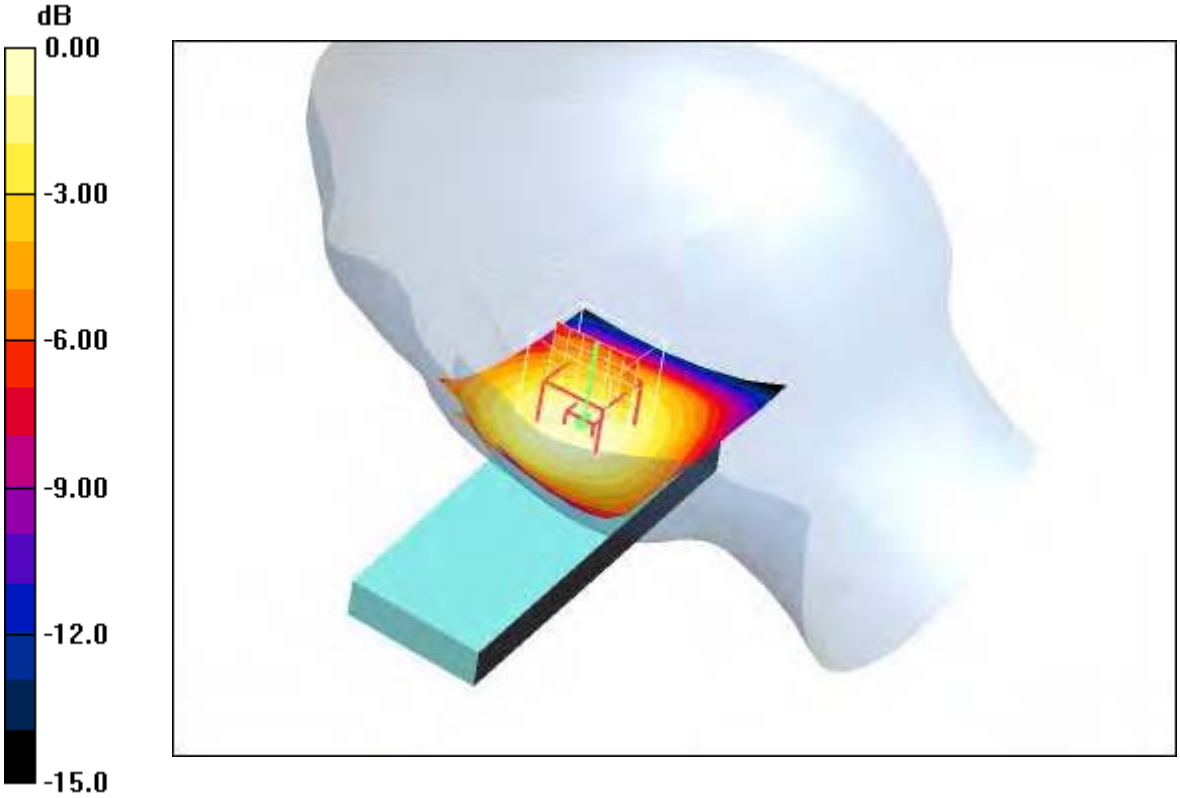

0 dB = 0.286mW/g

Additional information:
position or distance of DUT to SAM (if not standard head positions) :
ambient temperature: 23.3°C; liquid temperature: 22.2°C

Date/Time: 2008-08-11 19:08:14Date/Time: 2008-08-11 19:14:15

P1528_OET65-RightHandSide-GSM850 open

DUT: Sony Ericsson; Type: AAD-3352031-; Serial: CB5112N6W4
Communication System: PCS 850; Frequency: 836.6 MHz; Duty Cycle: 1:8
Medium: HSL850 Medium parameters used: f = 836.6 MHz; σ = 0.89 mho/m; ε_r = 42.7; ρ = 1000 kg/m^3
Phantom section: Right Section
DASY4 Configuration:
- Probe: ET3DV6 - SN1554; ConvF(6.65, 6.65, 6.65); Calibrated: 2008-05-13
- Sensor-Surface: 4mm (Mechanical And Optical Surface Detection)
- Electronics: DAE3 Sn413; Calibrated: 2008-01-18
- Phantom: SAM 12; Type: SAM; Serial: 1043
- Measurement SW: DASY4, V4.5 Build 19; Postprocessing SW: SEMCAD, V1.8 Build 146

Tilt position - Middle/Area Scan (51x91x1): Measurement grid: dx=15mm, dy=15mm
Maximum value of SAR (interpolated) = 0.331 mW/g

Tilt position - Middle/Zoom Scan (7x7x7) (7x7x7)/Cube 0: Measurement grid: dx=5mm, dy=5mm, dz=5mm
Reference Value = 19.5 V/m; Power Drift = -0.167 dB
Peak SAR (extrapolated) = 0.371 W/kg
SAR(1 g) = 0.306 mW/g; SAR(10 g) = 0.229 mW/g
Maximum value of SAR (measured) = 0.324 mW/g

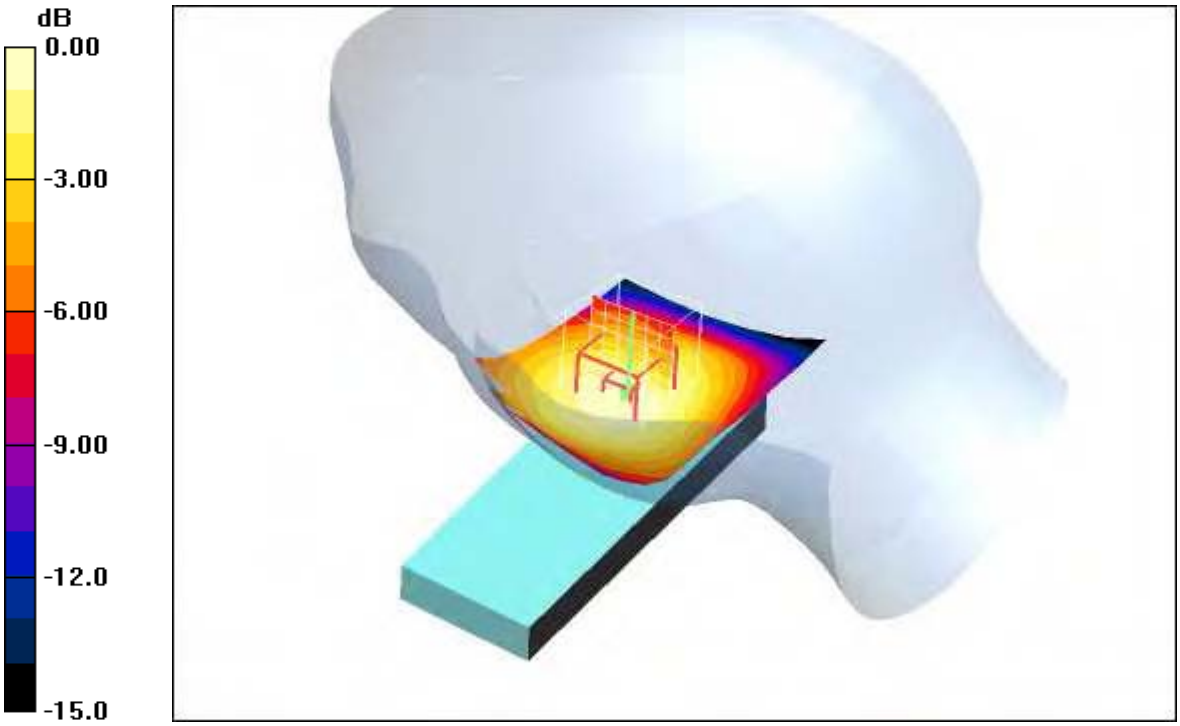

0 dB = 0.324mW/g

Additional information:
position or distance of DUT to SAM (if not standard head positions) :
ambient temperature: 23.3°C; liquid temperature: 22.2°C

Date/Time: 2008-08-11 19:29:44Date/Time: 2008-08-11 19:35:49

P1528_OET65-RightHandSide-GSM850 open

DUT: Sony Ericsson; Type: AAD-3352031-; Serial: CB5112N6W4
Communication System: PCS 850; Frequency: 848.8 MHz; Duty Cycle: 1:8
Medium: HSL850 Medium parameters used: f = 848.8 MHz; σ = 0.89 mho/m; ε_r = 42.7; ρ = 1000 kg/m^3
Phantom section: Right Section
DASY4 Configuration:
- Probe: ET3DV6 - SN1554; ConvF(6.65, 6.65, 6.65); Calibrated: 2008-05-13
- Sensor-Surface: 4mm (Mechanical And Optical Surface Detection)
- Electronics: DAE3 Sn413; Calibrated: 2008-01-18
- Phantom: SAM 12; Type: SAM; Serial: 1043
- Measurement SW: DASY4, V4.5 Build 19; Postprocessing SW: SEMCAD, V1.8 Build 146

Tilt position - High/Area Scan (51x91x1): Measurement grid: dx=15mm, dy=15mm
Maximum value of SAR (interpolated) = 0.370 mW/g

Tilt position - High/Zoom Scan (7x7x7) (7x7x7)/Cube 0: Measurement grid: dx=5mm, dy=5mm, dz=5mm
Reference Value = 20.5 V/m; Power Drift = -0.123 dB
Peak SAR (extrapolated) = 0.410 W/kg
SAR(1 g) = 0.337 mW/g; SAR(10 g) = 0.250 mW/g
Maximum value of SAR (measured) = 0.359 mW/g

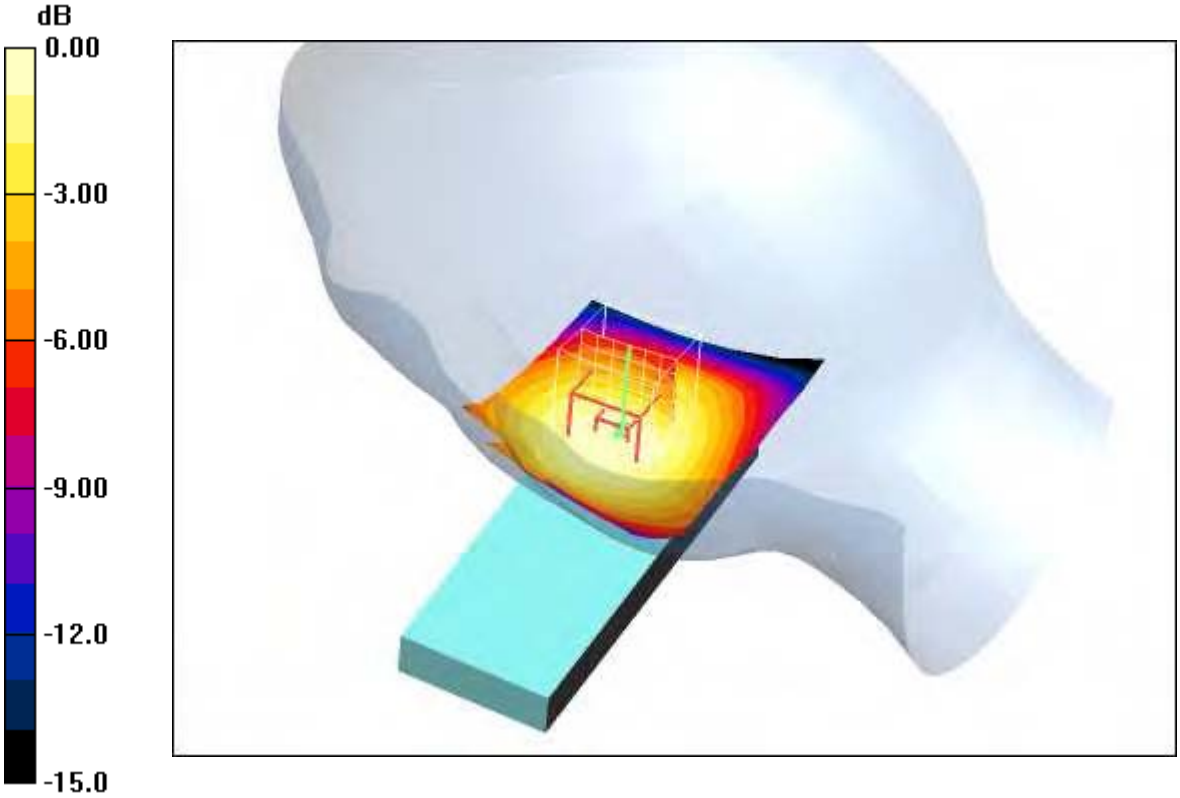

0 dB = 0.359mW/g

Additional information:
position or distance of DUT to SAM (if not standard head positions) :
ambient temperature: 23.3°C; liquid temperature: 22.2°C

Annex 2.2 PCS 850 MHz body

Date/Time: 2008-08-12 09:34:01Date/Time: 2008-08-12 09:39:26

P1528_OET65-Body-GSM850 GPRS class 10

DUT: Sony Ericsson; Type: AAD-3352031-; Serial: CB5112N6W4
Communication System: PCS 850 GPRS class 10; Frequency: 824.2 MHz; Duty Cycle: 1:4
Medium: M850 Medium parameters used: f = 824.2 MHz; σ = 0.97 mho/m; ε_r = 54.2; ρ = 1000 kg/m^3
Phantom section: Flat Section
DASY4 Configuration:
- Probe: ET3DV6 - SN1554; ConvF(6.55, 6.55, 6.55); Calibrated: 2008-05-13
- Sensor-Surface: 4mm (Mechanical And Optical Surface Detection)
- Electronics: DAE3 Sn413; Calibrated: 2008-01-18
- Phantom: SAM 12; Type: SAM; Serial: 1043
- Measurement SW: DASY4, V4.5 Build 19; Postprocessing SW: SEMCAD, V1.8 Build 146

Front position - Low/Area Scan (51x81x1): Measurement grid: dx=15mm, dy=15mm
Maximum value of SAR (interpolated) = 0.163 mW/g

Front position - Low/Zoom Scan (7x7x7) (7x7x7)/Cube 0: Measurement grid: dx=5mm, dy=5mm, dz=5mm
Reference Value = 13.4 V/m; Power Drift = 0.042 dB
Peak SAR (extrapolated) = 0.196 W/kg
SAR(1 g) = 0.154 mW/g; SAR(10 g) = 0.113 mW/g
Maximum value of SAR (measured) = 0.164 mW/g

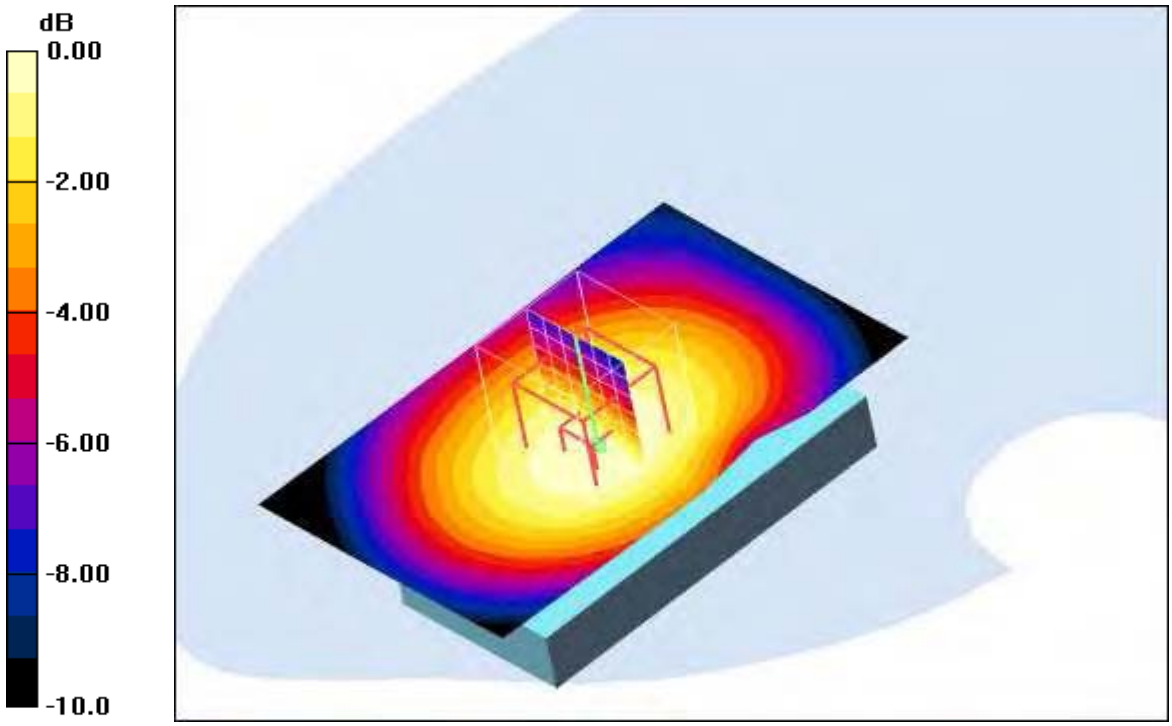

0 dB = 0.164mW/g

Additional information:
position or distance of DUT to SAM (if not standard head positions) : 15 mm
ambient temperature: 23.1°C; liquid temperature: 22.7°C

Date/Time: 2008-08-12 10:09:35Date/Time: 2008-08-12 10:15:04

P1528_OET65-Body-GSM850 GPRS class 10

DUT: Sony Ericsson; Type: AAD-3352031-; Serial: CB5112N6W4
Communication System: PCS 850 GPRS class 10; Frequency: 836.6 MHz; Duty Cycle: 1:4
Medium: M850 Medium parameters used: f = 836.6 MHz; σ = 0.97 mho/m; ε_r = 54.2; ρ = 1000 kg/m^3
Phantom section: Flat Section
DASY4 Configuration:
- Probe: ET3DV6 - SN1554; ConvF(6.55, 6.55, 6.55); Calibrated: 2008-05-13
- Sensor-Surface: 4mm (Mechanical And Optical Surface Detection)
- Electronics: DAE3 Sn413; Calibrated: 2008-01-18
- Phantom: SAM 12; Type: SAM; Serial: 1043
- Measurement SW: DASY4, V4.5 Build 19; Postprocessing SW: SEMCAD, V1.8 Build 146

Front position - Middle/Area Scan (51x81x1): Measurement grid: dx=15mm, dy=15mm
Maximum value of SAR (interpolated) = 0.217 mW/g

Front position - Middle/Zoom Scan (7x7x7) (7x7x7)/Cube 0: Measurement grid: dx=5mm, dy=5mm, dz=5mm
Reference Value = 15.5 V/m; Power Drift = -0.024 dB
Peak SAR (extrapolated) = 0.254 W/kg
SAR(1 g) = 0.204 mW/g; SAR(10 g) = 0.151 mW/g
Maximum value of SAR (measured) = 0.216 mW/g

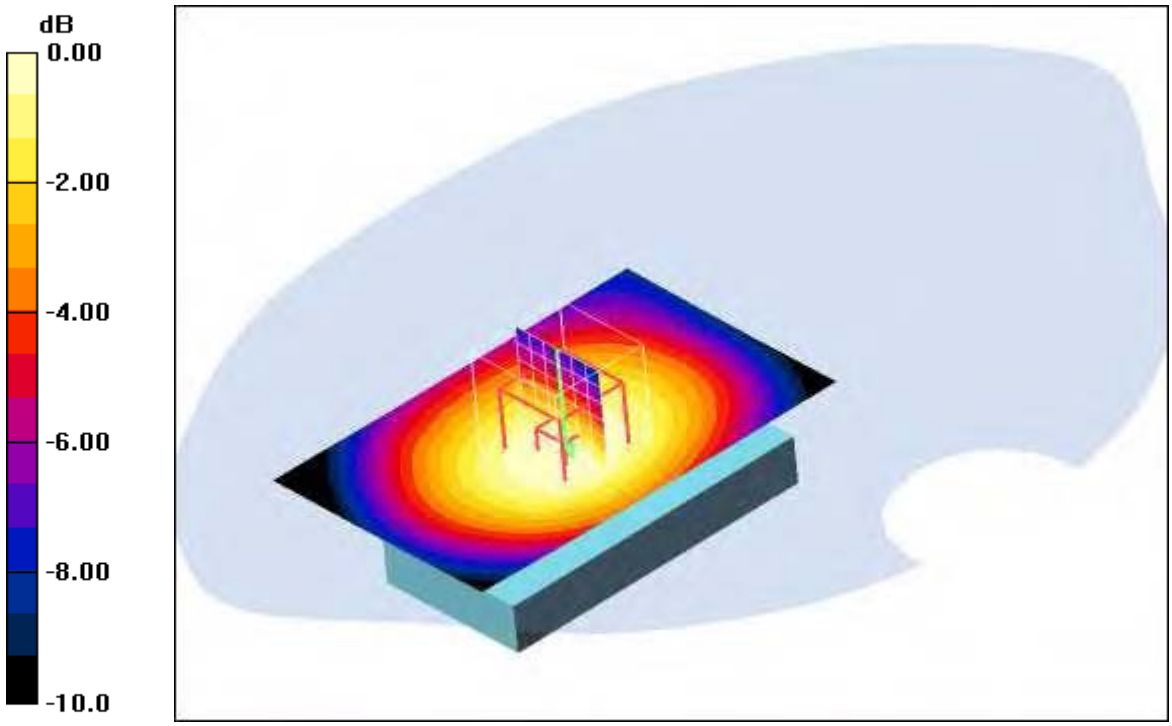

0 dB = 0.216mW/g

Additional information:
position or distance of DUT to SAM (if not standard head positions) : 15 mm
ambient temperature: 23.1°C; liquid temperature: 22.7°C

Date/Time: 2008-08-12 10:33:47Date/Time: 2008-08-12 10:39:18

P1528_OET65-Body-GSM850 GPRS class 10

DUT: Sony Ericsson; Type: AAD-3352031-; Serial: CB5112N6W4
Communication System: PCS 850 GPRS class 10; Frequency: 848.8 MHz; Duty Cycle: 1:4
Medium: M850 Medium parameters used: f = 848.8 MHz; σ = 0.97 mho/m; ε_r = 54.2; ρ = 1000 kg/m^3
Phantom section: Flat Section
DASY4 Configuration:
- Probe: ET3DV6 - SN1554; ConvF(6.55, 6.55, 6.55); Calibrated: 2008-05-13
- Sensor-Surface: 4mm (Mechanical And Optical Surface Detection)Sensor-Surface: 4mm (Mechanical Surface Detection)
- Electronics: DAE3 Sn413; Calibrated: 2008-01-18
- Phantom: SAM 12; Type: SAM; Serial: 1043
- Measurement SW: DASY4, V4.5 Build 19; Postprocessing SW: SEMCAD, V1.8 Build 146

Front position - High/Area Scan (51x81x1): Measurement grid: dx=15mm, dy=15mm
Maximum value of SAR (interpolated) = 0.300 mW/g

Front position - High/Zoom Scan (7x7x7) (7x7x7)/Cube 0: Measurement grid: dx=5mm, dy=5mm, dz=5mm
Reference Value = 18.2 V/m; Power Drift = 0.01 dB
Peak SAR (extrapolated) = 0.348 W/kg
SAR(1 g) = 0.277 mW/g; SAR(10 g) = 0.204 mW/g
Maximum value of SAR (measured) = 0.293 mW/g

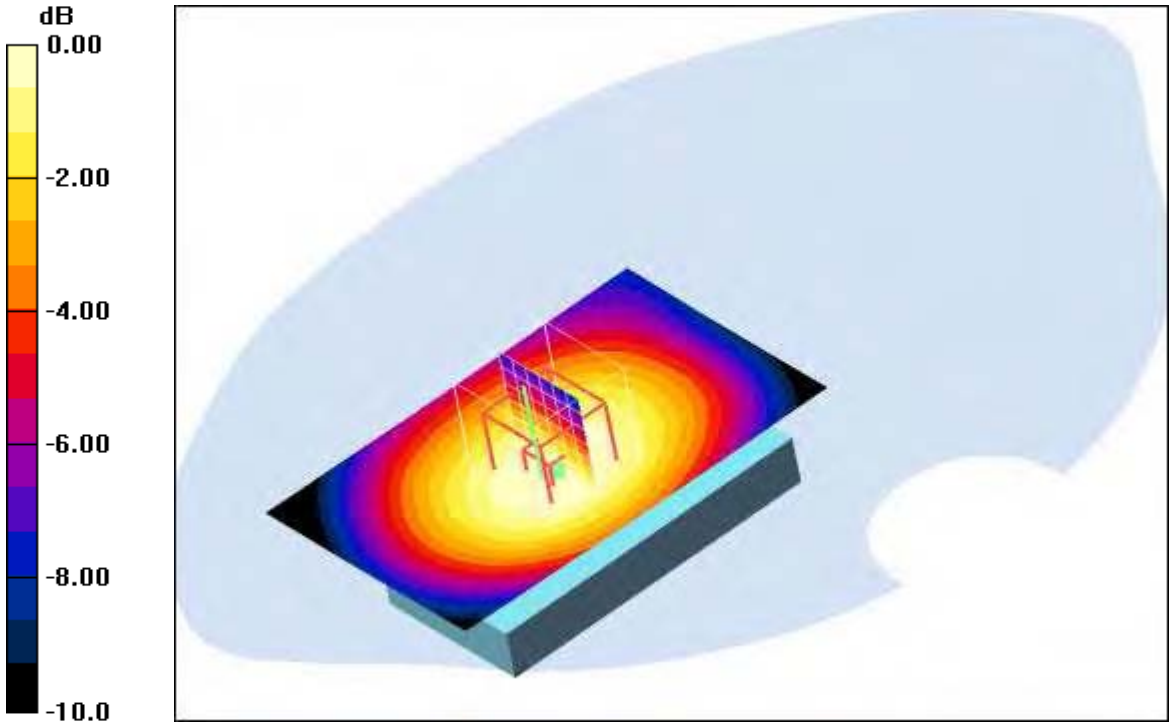

0 dB = 0.293mW/g

Additional information:
position or distance of DUT to SAM (if not standard head positions) : 15 mm
ambient temperature: 23.1°C; liquid temperature: 22.7°C

Date/Time: 2008-08-12 11:56:56Date/Time: 2008-08-12 12:02:36

P1528_OET65-Body-GSM850 GPRS class 10

DUT: Sony Ericsson; Type: AAD-3352031-; Serial: CB5112N6W4
Communication System: PCS 850 GPRS class 10; Frequency: 824.2 MHz; Duty Cycle: 1:4
Medium: M850 Medium parameters used: f = 824.2 MHz; σ = 0.97 mho/m; ε_r = 54.2; ρ = 1000 kg/m^3
Phantom section: Flat Section
DASY4 Configuration:
- Probe: ET3DV6 - SN1554; ConvF(6.55, 6.55, 6.55); Calibrated: 2008-05-13
- Sensor-Surface: 4mm (Mechanical And Optical Surface Detection)
- Electronics: DAE3 Sn413; Calibrated: 2008-01-18
- Phantom: SAM 12; Type: SAM; Serial: 1043
- Measurement SW: DASY4, V4.5 Build 19; Postprocessing SW: SEMCAD, V1.8 Build 146

Rear position - Low/Area Scan (51x81x1): Measurement grid: dx=15mm, dy=15mm
Maximum value of SAR (interpolated) = 0.383 mW/g

Rear position - Low/Zoom Scan (7x7x7) (7x7x7)/Cube 0: Measurement grid: dx=5mm, dy=5mm, dz=5mm
Reference Value = 20.4 V/m; Power Drift = -0.025 dB
Peak SAR (extrapolated) = 0.475 W/kg
SAR(1 g) = 0.353 mW/g; SAR(10 g) = 0.242 mW/g
Maximum value of SAR (measured) = 0.383 mW/g

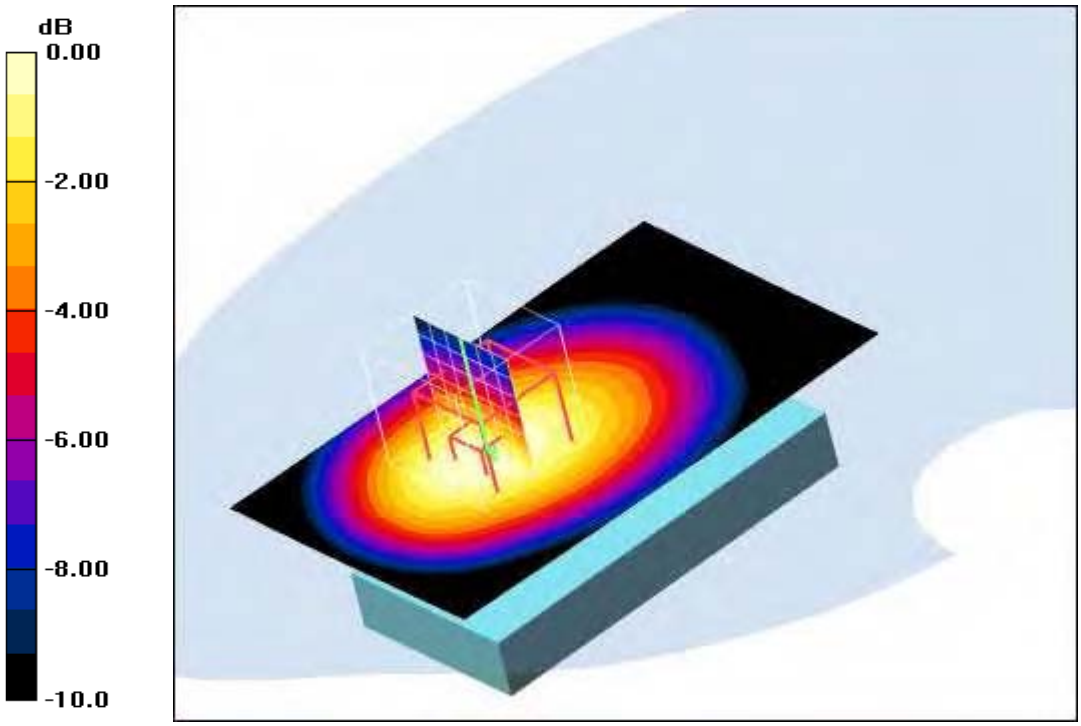

0 dB = 0.383mW/g

Additional information:
position or distance of DUT to SAM (if not standard head positions) : 15 mm
ambient temperature: 23.3°C; liquid temperature: 22.5°C

Date/Time: 2008-08-12 11:31:36Date/Time: 2008-08-12 11:37:13

P1528_OET65-Body-GSM850 GPRS class 10

DUT: Sony Ericsson; Type: AAD-3352031-; Serial: CB5112N6W4
Communication System: PCS 850 GPRS class 10; Frequency: 836.6 MHz; Duty Cycle: 1:4
Medium: M850 Medium parameters used: f = 836.6 MHz; σ = 0.97 mho/m; ε_r = 54.2; ρ = 1000 kg/m^3
Phantom section: Flat Section
DASY4 Configuration:
- Probe: ET3DV6 - SN1554; ConvF(6.55, 6.55, 6.55); Calibrated: 2008-05-13
- Sensor-Surface: 4mm (Mechanical And Optical Surface Detection)
- Electronics: DAE3 Sn413; Calibrated: 2008-01-18
- Phantom: SAM 12; Type: SAM; Serial: 1043
- Measurement SW: DASY4, V4.5 Build 19; Postprocessing SW: SEMCAD, V1.8 Build 146

Rear position - Middle/Area Scan (51x81x1): Measurement grid: dx=15mm, dy=15mm
Maximum value of SAR (interpolated) = 0.554 mW/g

Rear position - Middle/Zoom Scan (7x7x7) (7x7x7)/Cube 0: Measurement grid: dx=5mm, dy=5mm, dz=5mm
Reference Value = 24.3 V/m; Power Drift = 0.015 dB
Peak SAR (extrapolated) = 0.682 W/kg
SAR(1 g) = 0.503 mW/g; SAR(10 g) = 0.346 mW/g
Maximum value of SAR (measured) = 0.545 mW/g

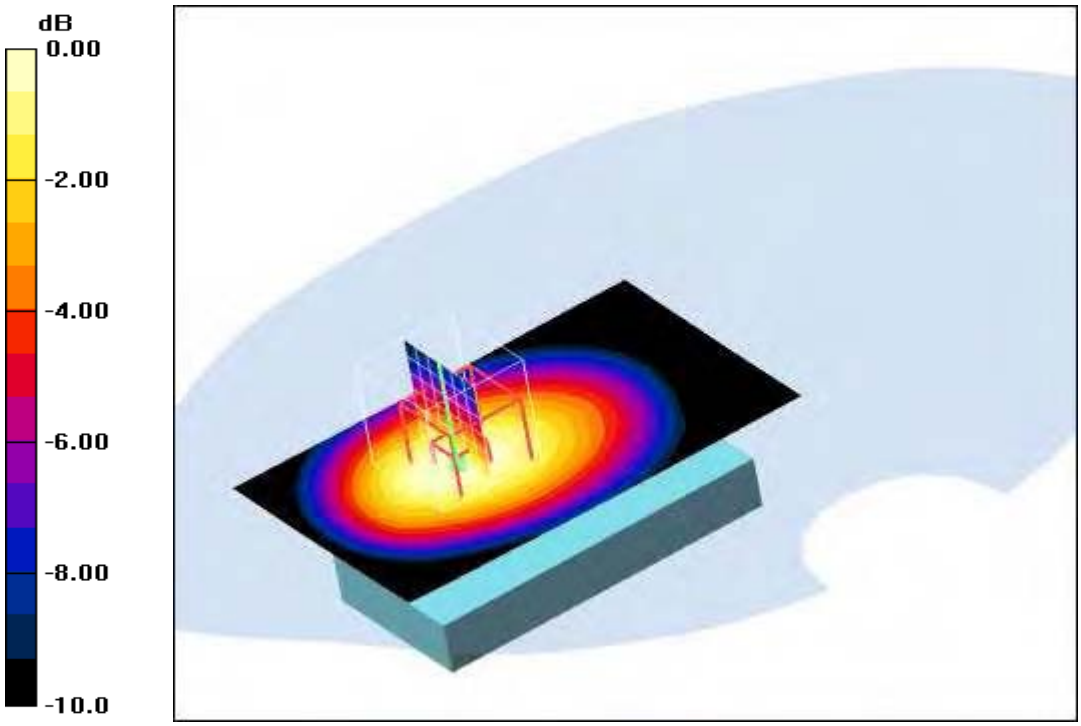

0 dB = 0.545mW/g

Additional information:
position or distance of DUT to SAM (if not standard head positions) : 15 mm
ambient temperature: 23.3°C; liquid temperature: 22.5°C

Date/Time: 2008-08-12 11:03:50Date/Time: 2008-08-12 11:09:26

P1528_OET65-Body-GSM850 GPRS class 10

DUT: Sony Ericsson; Type: AAD-3352031-; Serial: CB5112N6W4
Communication System: PCS 850 GPRS class 10; Frequency: 848.8 MHz; Duty Cycle: 1:4
Medium: M850 Medium parameters used: f = 848.8 MHz; σ = 0.97 mho/m; ε_r = 54.2; ρ = 1000 kg/m^3
Phantom section: Flat Section
DASY4 Configuration:
- Probe: ET3DV6 - SN1554; ConvF(6.55, 6.55, 6.55); Calibrated: 2008-05-13
- Sensor-Surface: 4mm (Mechanical And Optical Surface Detection)Sensor-Surface: 4mm (Mechanical Surface Detection)
- Electronics: DAE3 Sn413; Calibrated: 2008-01-18
- Phantom: SAM 12; Type: SAM; Serial: 1043
- Measurement SW: DASY4, V4.5 Build 19; Postprocessing SW: SEMCAD, V1.8 Build 146

Rear position - High/Area Scan (51x81x1): Measurement grid: dx=15mm, dy=15mm
Maximum value of SAR (interpolated) = 0.804 mW/g

Rear position - High/Zoom Scan (7x7x7) (7x7x7)/Cube 0: Measurement grid: dx=5mm, dy=5mm, dz=5mm
Reference Value = 29.6 V/m; Power Drift = -0.053 dB
Peak SAR (extrapolated) = 0.969 W/kg
SAR(1 g) = 0.729 mW/g; SAR(10 g) = 0.503 mW/g
Maximum value of SAR (measured) = 0.782 mW/g

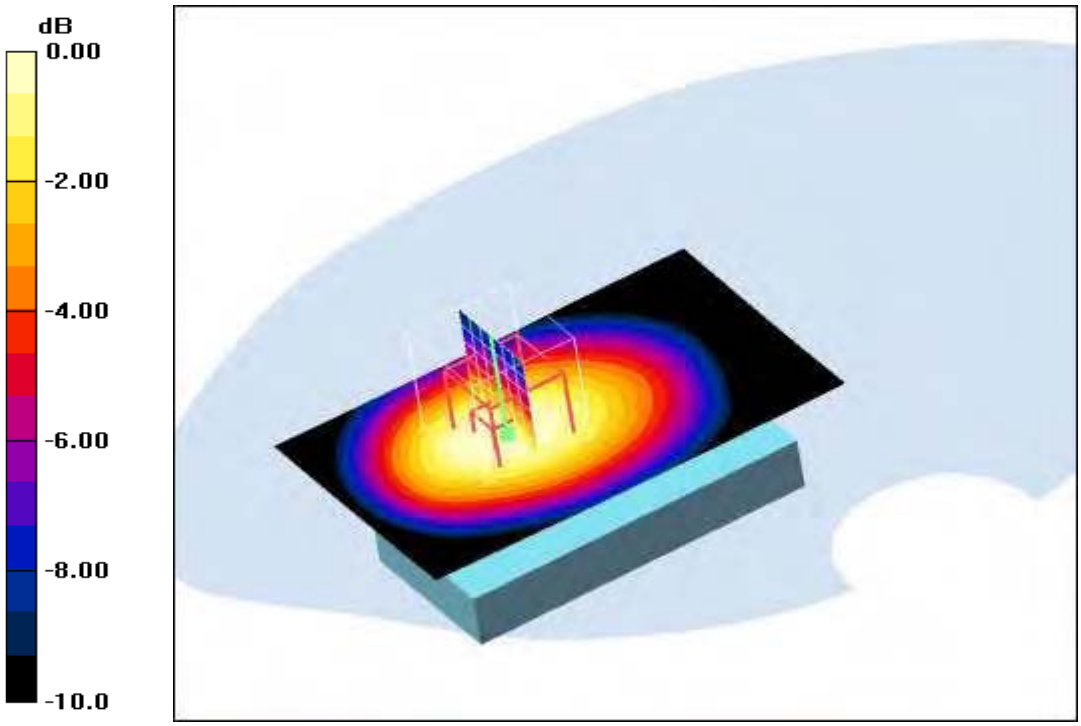

0 dB = 0.782mW/g

Additional information:
position or distance of DUT to SAM (if not standard head positions) : 15 mm
ambient temperature: 23.3°C; liquid temperature: 22.5°C

Date/Time: 2008-08-12 12:42:57Date/Time: 2008-08-12 12:48:43

P1528_OET65-Body-GSM850 EGPRS class 10

DUT: Sony Ericsson; Type: AAD-3352031-; Serial: CB5112N6W4
Communication System: PCS 850 EGPRS class 10; Frequency: 848.8 MHz; Duty Cycle: 1:4
Medium: M850 Medium parameters used: f = 848.8 MHz; σ = 0.97 mho/m; ε_r = 54.2; ρ = 1000 kg/m^3
Phantom section: Flat Section
DASY4 Configuration:
- Probe: ET3DV6 - SN1554; ConvF(6.55, 6.55, 6.55); Calibrated: 2008-05-13
- Sensor-Surface: 4mm (Mechanical And Optical Surface Detection)Sensor-Surface: 4mm (Mechanical Surface Detection)
- Electronics: DAE3 Sn413; Calibrated: 2008-01-18
- Phantom: SAM 12; Type: SAM; Serial: 1043
- Measurement SW: DASY4, V4.5 Build 19; Postprocessing SW: SEMCAD, V1.8 Build 146

Rear position - High/Area Scan (51x81x1): Measurement grid: dx=15mm, dy=15mm
Maximum value of SAR (interpolated) = 0.416 mW/g

Rear position - High/Zoom Scan (7x7x7) (7x7x7)/Cube 0: Measurement grid: dx=5mm, dy=5mm, dz=5mm
Reference Value = 21.4 V/m; Power Drift = 0.031 dB
Peak SAR (extrapolated) = 0.490 W/kg
SAR(1 g) = 0.376 mW/g; SAR(10 g) = 0.260 mW/g
Maximum value of SAR (measured) = 0.403 mW/g

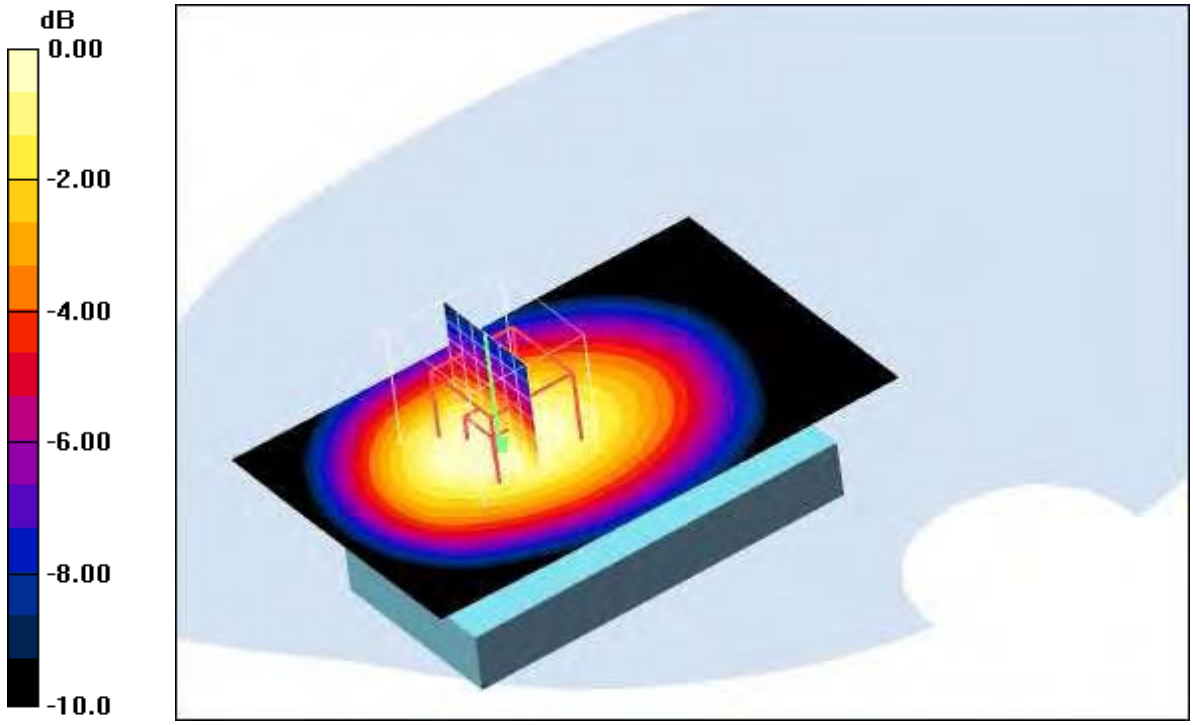

0 dB = 0.403mW/g

Additional information:
position or distance of DUT to SAM (if not standard head positions) : 15 mm
ambient temperature: 23.4°C; liquid temperature: 22.3°C

Date/Time: 2008-08-12 12:20:29Date/Time: 2008-08-12 12:25:57

P1528_OET65-Body-GSM850 GPRS class 8

DUT: Sony Ericsson; Type: AAD-3352031-; Serial: CB5112N6W4
Communication System: PCS 850; Frequency: 848.8 MHz; Duty Cycle: 1:8
Medium: M850 Medium parameters used: f = 848.8 MHz; σ = 0.97 mho/m; ε_r = 54.2; ρ = 1000 kg/m^3
Phantom section: Flat Section
DASY4 Configuration:
- Probe: ET3DV6 - SN1554; ConvF(6.55, 6.55, 6.55); Calibrated: 2008-05-13
- Sensor-Surface: 4mm (Mechanical And Optical Surface Detection)Sensor-Surface: 4mm (Mechanical Surface Detection)
- Electronics: DAE3 Sn413; Calibrated: 2008-01-18
- Phantom: SAM 12; Type: SAM; Serial: 1043
- Measurement SW: DASY4, V4.5 Build 19; Postprocessing SW: SEMCAD, V1.8 Build 146

Rear position - High/Area Scan (51x81x1): Measurement grid: dx=15mm, dy=15mm
Maximum value of SAR (interpolated) = 0.686 mW/g

Rear position - High/Zoom Scan (7x7x7) (7x7x7)/Cube 0: Measurement grid: dx=5mm, dy=5mm, dz=5mm
Reference Value = 27.2 V/m; Power Drift = -0.192 dB
Peak SAR (extrapolated) = 0.816 W/kg
SAR(1 g) = 0.604 mW/g; SAR(10 g) = 0.417 mW/g
Maximum value of SAR (measured) = 0.652 mW/g

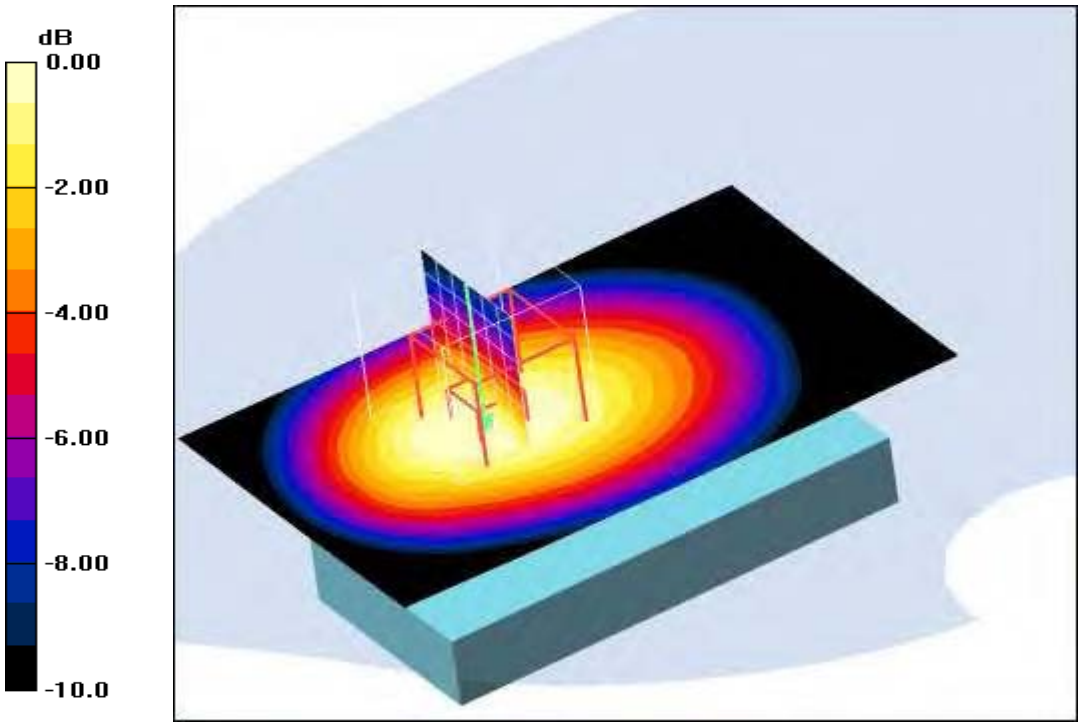

0 dB = 0.652mW/g

Additional information:
position or distance of DUT to SAM (if not standard head positions) : 15 mm
ambient temperature: 23.4°C; liquid temperature: 22.3°C

Annex 2.3 PCS 1900 MHz head

Date/Time: 2008-08-14 22:23:02Date/Time: 2008-08-14 22:28:46

P1528_OET65-LeftHandSide-GSM1900

DUT: Sony Ericsson; Type: AAD-3352031-; Serial: CB5112N6W4
Communication System: PCS 1900; Frequency: 1850.2 MHz; Duty Cycle: 1:8
Medium: HSL1900 Medium parameters used: f = 1850.2 MHz; σ = 1.4 mho/m; ε_r = 39.4; ρ = 1000 kg/m^3
Phantom section: Left Section
DASY4 Configuration:
- Probe: ET3DV6 - SN1554; ConvF(5.09, 5.09, 5.09); Calibrated: 2008-05-13
- Sensor-Surface: 4mm (Mechanical And Optical Surface Detection)
- Electronics: DAE3 Sn413; Calibrated: 2008-01-18
- Phantom: SAM 12; Type: SAM; Serial: 1043
- Measurement SW: DASY4, V4.5 Build 19; Postprocessing SW: SEMCAD, V1.8 Build 146

Touch position - Low/Area Scan (51x71x1): Measurement grid: dx=15mm, dy=15mm

Maximum value of SAR (interpolated) = 0.718 mW/g

Touch position - Low/Zoom Scan (7x7x7) (7x7x7)/Cube 0: Measurement grid: dx=5mm, dy=5mm, dz=5mm

Reference Value = 23.1 V/m; Power Drift = -0.019 dB
Peak SAR (extrapolated) = 0.954 W/kg
SAR(1 g) = 0.666 mW/g; SAR(10 g) = 0.413 mW/g
Maximum value of SAR (measured) = 0.732 mW/g

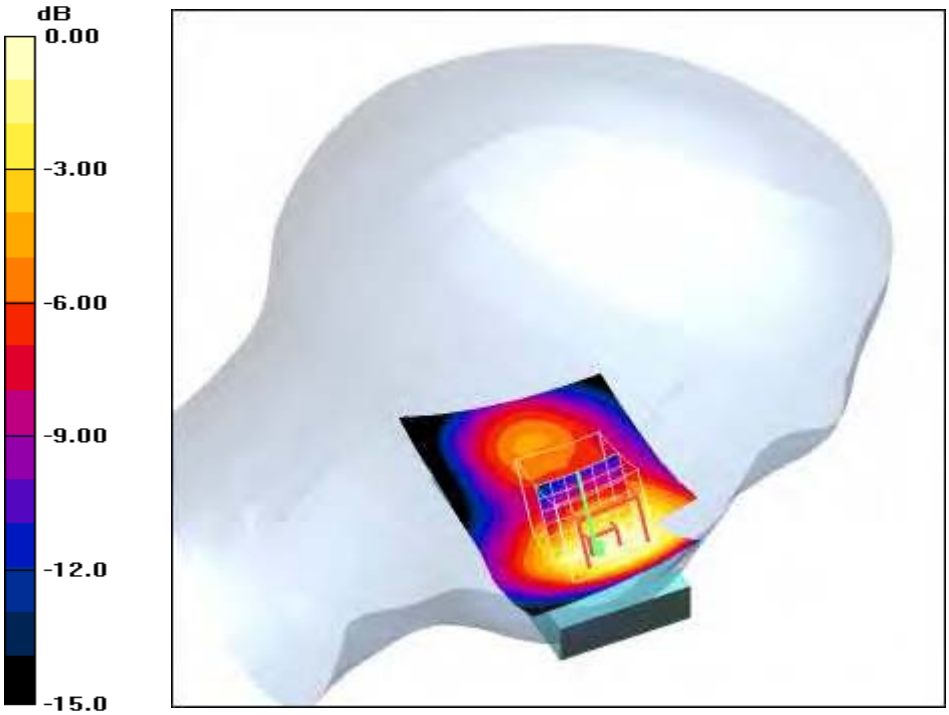

0 dB = 0.732mW/g

Additional information:
position or distance of DUT to SAM (if not standard head positions) :
ambient temperature: 23.3°C; liquid temperature: 21.4°C

Date/Time: 2008-08-14 22:44:59Date/Time: 2008-08-14 22:50:17

P1528_OET65-LeftHandSide-GSM1900

DUT: Sony Ericsson; Type: AAD-3352031-; Serial: CB5112N6W4
Communication System: PCS 1900; Frequency: 1880 MHz; Duty Cycle: 1:8
Medium: HSL1900 Medium parameters used: f = 1880 MHz; σ = 1.4 mho/m; ε_r = 39.4; ρ = 1000 kg/m^3
Phantom section: Left Section
DASY4 Configuration:
- Probe: ET3DV6 - SN1554; ConvF(5.09, 5.09, 5.09); Calibrated: 2008-05-13
- Sensor-Surface: 4mm (Mechanical And Optical Surface Detection)
- Electronics: DAE3 Sn413; Calibrated: 2008-01-18
- Phantom: SAM 12; Type: SAM; Serial: 1043
- Measurement SW: DASY4, V4.5 Build 19; Postprocessing SW: SEMCAD, V1.8 Build 146

Touch position - Middle/Area Scan (51x71x1): Measurement grid: dx=15mm, dy=15mm
Maximum value of SAR (interpolated) = 0.840 mW/g

Touch position - Middle/Zoom Scan (7x7x7) (7x7x7)/Cube 0: Measurement grid: dx=5mm, dy=5mm, dz=5mm
Reference Value = 24.8 V/m; Power Drift = 0.050 dB
Peak SAR (extrapolated) = 1.12 W/kg
SAR(1 g) = 0.775 mW/g; SAR(10 g) = 0.480 mW/g
Maximum value of SAR (measured) = 0.847 mW/g

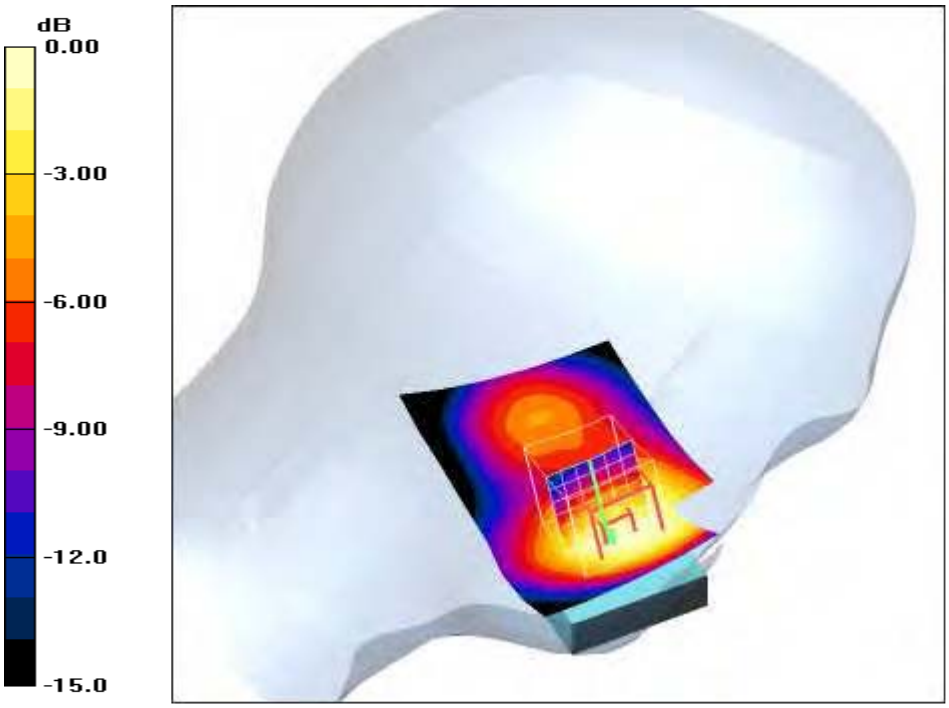

0 dB = 0.847mW/g

Additional information:
position or distance of DUT to SAM (if not standard head positions) :
ambient temperature: 23.3°C; liquid temperature: 21.4°C

Date/Time: 2008-08-14 23:05:34Date/Time: 2008-08-14 23:10:54

P1528_OET65-LeftHandSide-GSM1900

DUT: Sony Ericsson; Type: AAD-3352031-; Serial: CB5112N6W4
Communication System: PCS 1900; Frequency: 1909.8 MHz; Duty Cycle: 1:8
Medium: HSL1900 Medium parameters used: f = 1909.8 MHz; σ = 1.4 mho/m; ε_r = 39.4; ρ = 1000 kg/m^3
Phantom section: Left Section
DASY4 Configuration:
- Probe: ET3DV6 - SN1554; ConvF(5.09, 5.09, 5.09); Calibrated: 2008-05-13
- Sensor-Surface: 4mm (Mechanical And Optical Surface Detection)
- Electronics: DAE3 Sn413; Calibrated: 2008-01-18
- Phantom: SAM 12; Type: SAM; Serial: 1043
- Measurement SW: DASY4, V4.5 Build 19; Postprocessing SW: SEMCAD, V1.8 Build 146

Touch position - High/Area Scan (51x71x1): Measurement grid: dx=15mm, dy=15mm
Maximum value of SAR (interpolated) = 1.01 mW/g

Touch position - High/Zoom Scan (7x7x7) (7x7x7)/Cube 0: Measurement grid: dx=5mm, dy=5mm, dz=5mm
Reference Value = 27.1 V/m; Power Drift = 0.00 dB
Peak SAR (extrapolated) = 1.32 W/kg
SAR(1 g) = 0.925 mW/g; SAR(10 g) = 0.572 mW/g
Maximum value of SAR (measured) = 0.996 mW/g

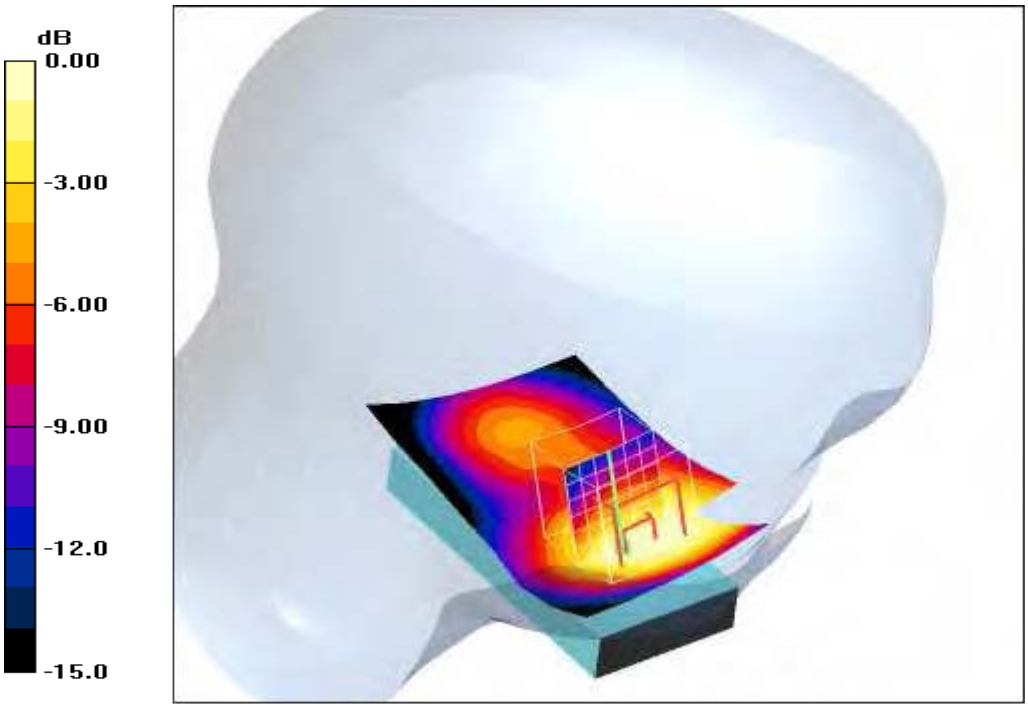

0 dB = 0.996mW/g

Additional information:
position or distance of DUT to SAM (if not standard head positions) :
ambient temperature: 23.3°C; liquid temperature: 21.4°C

Date/Time: 2008-08-14 23:27:45Date/Time: 2008-08-14 23:33:46

P1528_OET65-LeftHandSide-GSM1900

DUT: Sony Ericsson; Type: AAD-3352031-; Serial: CB5112N6W4
Communication System: PCS 1900; Frequency: 1850.2 MHz; Duty Cycle: 1:8
Medium: HSL1900 Medium parameters used: f = 1850.2 MHz; σ = 1.4 mho/m; ε_r = 39.4; ρ = 1000 kg/m^3
Phantom section: Left Section
DASY4 Configuration:
- Probe: ET3DV6 - SN1554; ConvF(5.09, 5.09, 5.09); Calibrated: 2008-05-13
- Sensor-Surface: 4mm (Mechanical And Optical Surface Detection)
- Electronics: DAE3 Sn413; Calibrated: 2008-01-18
- Phantom: SAM 12; Type: SAM; Serial: 1043
- Measurement SW: DASY4, V4.5 Build 19; Postprocessing SW: SEMCAD, V1.8 Build 146

Tilt position - Low/Area Scan (51x81x1): Measurement grid: dx=15mm, dy=15mm
Maximum value of SAR (interpolated) = 0.238 mW/g

Tilt position - Low/Zoom Scan (7x7x7) (7x7x7)/Cube 0: Measurement grid: dx=5mm, dy=5mm, dz=5mm
Reference Value = 13.2 V/m; Power Drift = 0.042 dB
Peak SAR (extrapolated) = 0.338 W/kg
SAR(1 g) = 0.213 mW/g; SAR(10 g) = 0.128 mW/g
Maximum value of SAR (measured) = 0.230 mW/g

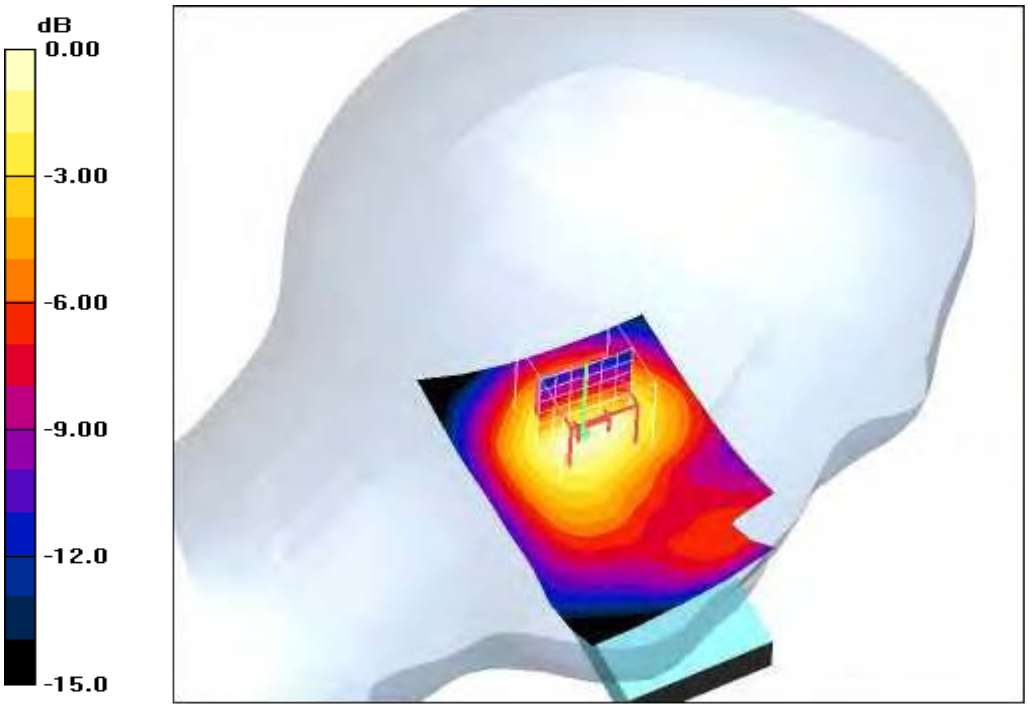

0 dB = 0.230mW/g

Additional information:
position or distance of DUT to SAM (if not standard head positions) :
ambient temperature: 23.3°C; liquid temperature: 21.4°C

Date/Time: 2008-08-15 09:36:49Date/Time: 2008-08-15 09:43:36

P1528_OET65-LeftHandSide-GSM1900

DUT: Sony Ericsson; Type: AAD-3352031-; Serial: CB5112N6W4
Communication System: PCS 1900; Frequency: 1880 MHz; Duty Cycle: 1:8
Medium: HSL1900 Medium parameters used: f = 1880 MHz; σ = 1.4 mho/m; ε_r = 39.4; ρ = 1000 kg/m^3
Phantom section: Left Section
DASY4 Configuration:
- Probe: ET3DV6 - SN1554; ConvF(5.09, 5.09, 5.09); Calibrated: 2008-05-13
- Sensor-Surface: 4mm (Mechanical And Optical Surface Detection)
- Electronics: DAE3 Sn413; Calibrated: 2008-01-18
- Phantom: SAM 12; Type: SAM; Serial: 1043
- Measurement SW: DASY4, V4.5 Build 19; Postprocessing SW: SEMCAD, V1.8 Build 146

Tilt position - Middle/Area Scan (51x81x1): Measurement grid: dx=15mm, dy=15mm
Maximum value of SAR (interpolated) = 0.236 mW/g

Tilt position - Middle/Zoom Scan (7x7x7) (7x7x7)/Cube 0: Measurement grid: dx=5mm, dy=5mm, dz=5mm
Reference Value = 12.8 V/m; Power Drift = -0.00 dB
Peak SAR (extrapolated) = 0.329 W/kg
SAR(1 g) = 0.214 mW/g; SAR(10 g) = 0.129 mW/g
Maximum value of SAR (measured) = 0.233 mW/g

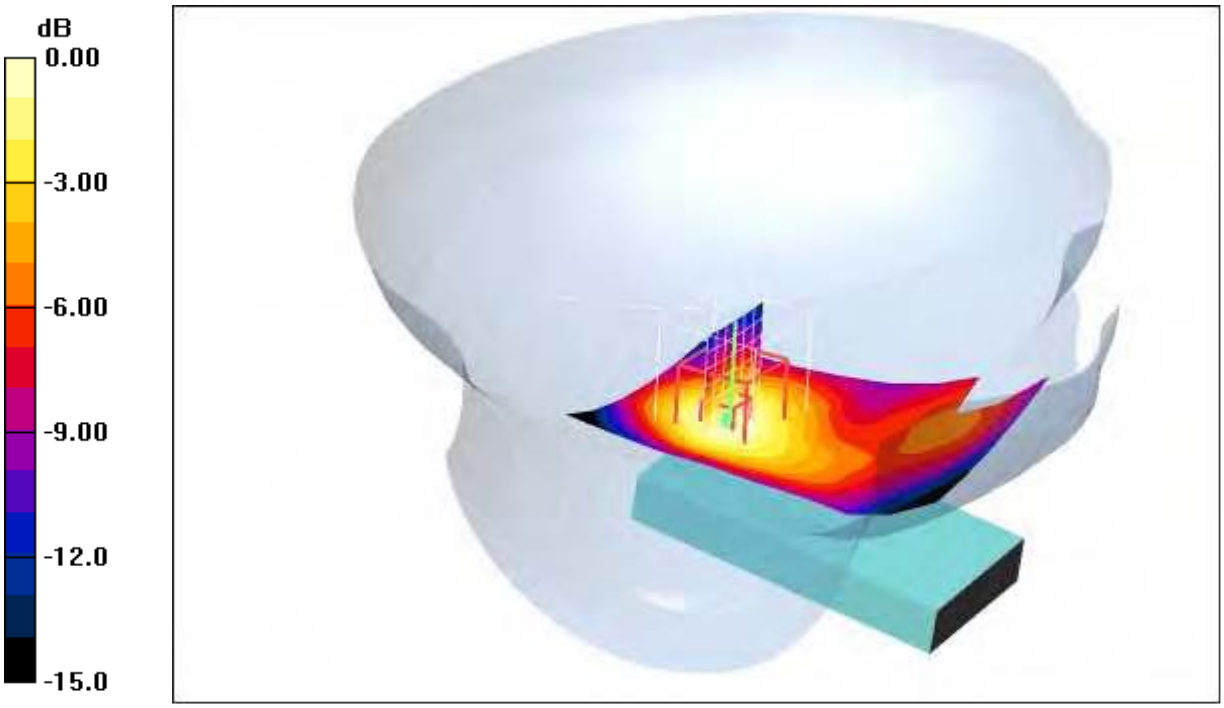

0 dB = 0.233mW/g

Additional information:
position or distance of DUT to SAM (if not standard head positions) :
ambient temperature: 23.3°C; liquid temperature: 21.4°C

Date/Time: 2008-08-15 10:11:02Date/Time: 2008-08-15 10:17:00

P1528_OET65-LeftHandSide-GSM1900

DUT: Sony Ericsson; Type: AAD-3352031-; Serial: CB5112N6W4
Communication System: PCS 1900; Frequency: 1909.8 MHz;Duty Cycle: 1:8
Medium: HSL1900 Medium parameters used: f = 1909.8 MHz; σ = 1.4 mho/m; ε_r = 39.4; ρ = 1000 kg/m^3
Phantom section: Left Section
DASY4 Configuration:
- Probe: ET3DV6 - SN1554; ConvF(5.09, 5.09, 5.09); Calibrated: 2008-05-13
- Sensor-Surface: 4mm (Mechanical And Optical Surface Detection)
- Electronics: DAE3 Sn413; Calibrated: 2008-01-18
- Phantom: SAM 12; Type: SAM; Serial: 1043
- Measurement SW: DASY4, V4.5 Build 19; Postprocessing SW: SEMCAD, V1.8 Build 146

Tilt position - High/Area Scan (51x81x1): Measurement grid: dx=15mm, dy=15mm
Maximum value of SAR (interpolated) = 0.318 mW/g

Tilt position - High/Zoom Scan (7x7x7) (7x7x7)/Cube 0: Measurement grid: dx=5mm, dy=5mm, dz=5mm
Reference Value = 14.8 V/m; Power Drift = -0.133 dB
Peak SAR (extrapolated) = 0.406 W/kg
SAR(1 g) = 0.259 mW/g; SAR(10 g) = 0.155 mW/g
Maximum value of SAR (measured) = 0.286 mW/g

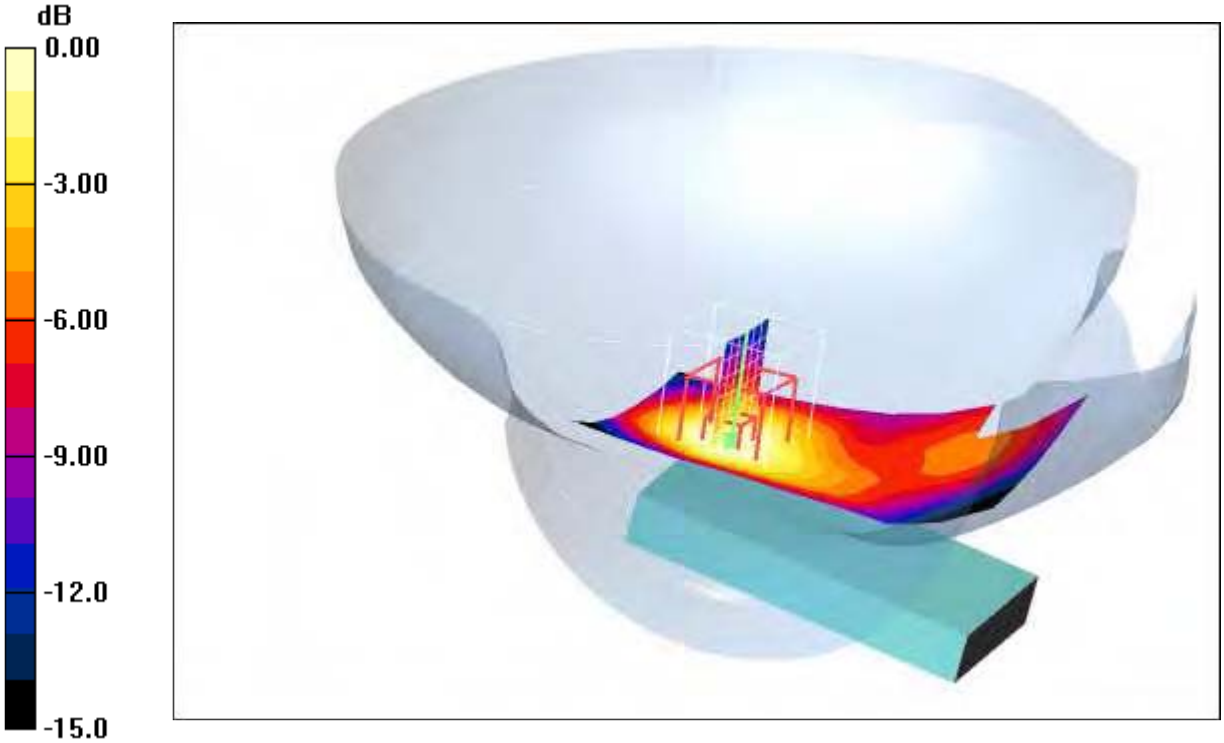

0 dB = 0.286mW/g

Additional information:
position or distance of DUT to SAM (if not standard head positions) :
ambient temperature: 23.3°C; liquid temperature: 21.4°C

Date/Time: 2008-08-14 15:11:04Date/Time: 2008-08-14 15:16:03

P1528_OET65-RightHandSide-GSM1900

DUT: Sony Ericsson; Type: AAD-3352031-; Serial: CB5112N6W4
Communication System: PCS 1900; Frequency: 1850.2 MHz; Duty Cycle: 1:8
Medium: HSL1900 Medium parameters used: f = 1850.2 MHz; σ = 1.4 mho/m; ε_r = 39.4; ρ = 1000 kg/m^3
Phantom section: Right Section
DASY4 Configuration:
- Probe: ET3DV6 - SN1554; ConvF(5.09, 5.09, 5.09); Calibrated: 2008-05-13
- Sensor-Surface: 4mm (Mechanical And Optical Surface Detection)
- Electronics: DAE3 Sn413; Calibrated: 2008-01-18
- Phantom: SAM 12; Type: SAM; Serial: 1043
- Measurement SW: DASY4, V4.5 Build 19; Postprocessing SW: SEMCAD, V1.8 Build 146

Touch position - Low/Area Scan (51x71x1): Measurement grid: dx=15mm, dy=15mm
Maximum value of SAR (interpolated) = 0.831 mW/g

Touch position - Low/Zoom Scan (7x7x7) (7x7x7)/Cube 0: Measurement grid: dx=5mm, dy=5mm, dz=5mm
Reference Value = 23.3 V/m; Power Drift = 0.00 dB
Peak SAR (extrapolated) = 1.13 W/kg
SAR(1 g) = 0.712 mW/g; SAR(10 g) = 0.427 mW/g
Maximum value of SAR (measured) = 0.776 mW/g

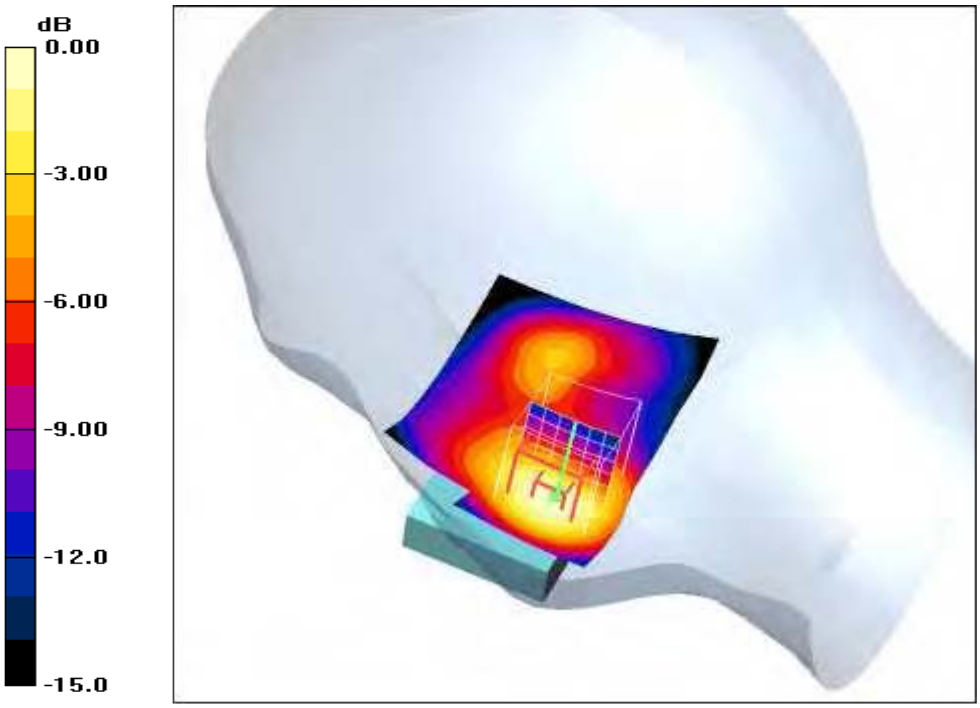

0 dB = 0.776mW/g

Additional information:
position or distance of DUT to SAM (if not standard head positions) :
ambient temperature: 23.1°C; liquid temperature: 21.2°C

Date/Time: 2008-08-14 15:31:51Date/Time: 2008-08-14 15:36:52

P1528_OET65-RightHandSide-GSM1900

DUT: Sony Ericsson; Type: AAD-3352031-; Serial: CB5112N6W4
Communication System: PCS 1900; Frequency: 1880 MHz; Duty Cycle: 1:8
Medium: HSL1900 Medium parameters used: f = 1880 MHz; σ = 1.4 mho/m; ε_r = 39.4; ρ = 1000 kg/m^3
Phantom section: Right Section
DASY4 Configuration:
- Probe: ET3DV6 - SN1554; ConvF(5.09, 5.09, 5.09); Calibrated: 2008-05-13
- Sensor-Surface: 4mm (Mechanical And Optical Surface Detection)
- Electronics: DAE3 Sn413; Calibrated: 2008-01-18
- Phantom: SAM 12; Type: SAM; Serial: 1043
- Measurement SW: DASY4, V4.5 Build 19; Postprocessing SW: SEMCAD, V1.8 Build 146

Touch position - Middle/Area Scan (51x71x1): Measurement grid: dx=15mm, dy=15mm
Maximum value of SAR (interpolated) = 0.936 mW/g

Touch position - Middle/Zoom Scan (7x7x7) (7x7x7)/Cube 0: Measurement grid: dx=5mm, dy=5mm, dz=5mm
Reference Value = 24.8 V/m; Power Drift = -0.01 dB
Peak SAR (extrapolated) = 1.30 W/kg
SAR(1 g) = 0.814 mW/g; SAR(10 g) = 0.490 mW/g
Maximum value of SAR (measured) = 0.878 mW/g



0 dB = 0.878mW/g

Additional information:
position or distance of DUT to SAM (if not standard head positions) :
ambient temperature: 23.1°C; liquid temperature: 21.2°C

Date/Time: 2008-08-14 15:51:12Date/Time: 2008-08-14 15:56:15

P1528_OET65-RightHandSide-GSM1900

DUT: Sony Ericsson; Type: AAD-3352031-; Serial: CB5112N6W4
Communication System: PCS 1900; Frequency: 1909.8 MHz; Duty Cycle: 1:8
Medium: HSL1900 Medium parameters used: f = 1909.8 MHz; σ = 1.4 mho/m; ε_r = 39.4; ρ = 1000 kg/m^3
Phantom section: Right Section
DASY4 Configuration:
- Probe: ET3DV6 - SN1554; ConvF(5.09, 5.09, 5.09); Calibrated: 2008-05-13
- Sensor-Surface: 4mm (Mechanical And Optical Surface Detection)
- Electronics: DAE3 Sn413; Calibrated: 2008-01-18
- Phantom: SAM 12; Type: SAM; Serial: 1043
- Measurement SW: DASY4, V4.5 Build 19; Postprocessing SW: SEMCAD, V1.8 Build 146

Touch position - High/Area Scan (51x71x1): Measurement grid: dx=15mm, dy=15mm
Maximum value of SAR (interpolated) = 1.13 mW/g

Touch position - High/Zoom Scan (7x7x7) (7x7x7)/Cube 0: Measurement grid: dx=5mm, dy=5mm, dz=5mm
Reference Value = 26.9 V/m; Power Drift = -0.00 dB
Peak SAR (extrapolated) = 1.58 W/kg
SAR(1 g) = 0.979 mW/g; SAR(10 g) = 0.589 mW/g
Maximum value of SAR (measured) = 1.07 mW/g

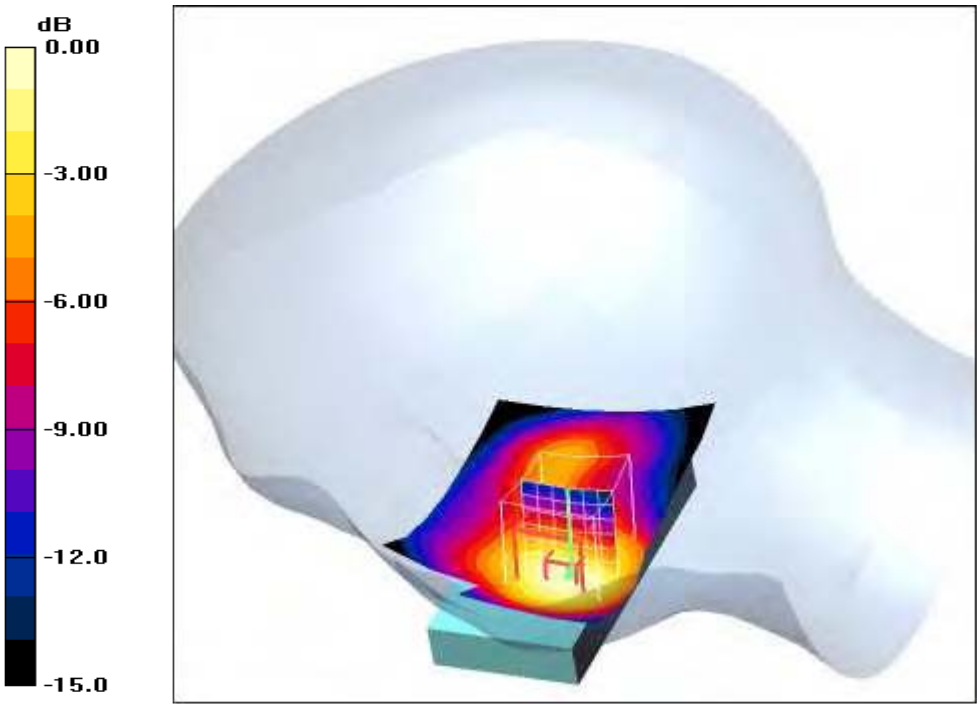

0 dB = 1.07mW/g

Additional information:
position or distance of DUT to SAM (if not standard head positions) :
ambient temperature: 23.1°C; liquid temperature: 21.2°C

Date/Time: 2008-08-14 16:10:51Date/Time: 2008-08-14 16:16:31

P1528_OET65-RightHandSide-GSM1900

DUT: Sony Ericsson; Type: AAD-3352031-; Serial: CB5112N6W4
Communication System: PCS 1900; Frequency: 1850.2 MHz; Duty Cycle: 1:8
Medium: HSL1900 Medium parameters used: f = 1850.2 MHz; σ = 1.4 mho/m; ε_r = 39.4; ρ = 1000 kg/m^3
Phantom section: Right Section
DASY4 Configuration:
- Probe: ET3DV6 - SN1554; ConvF(5.09, 5.09, 5.09); Calibrated: 2008-05-13
- Sensor-Surface: 4mm (Mechanical And Optical Surface Detection)
- Electronics: DAE3 Sn413; Calibrated: 2008-01-18
- Phantom: SAM 12; Type: SAM; Serial: 1043
- Measurement SW: DASY4, V4.5 Build 19; Postprocessing SW: SEMCAD, V1.8 Build 146

Tilt position - Low/Area Scan (51x81x1): Measurement grid: dx=15mm, dy=15mm
Maximum value of SAR (interpolated) = 0.240 mW/g

Tilt position - Low/Zoom Scan (7x7x7) (7x7x7)/Cube 0: Measurement grid: dx=5mm, dy=5mm, dz=5mm
Reference Value = 13.3 V/m; Power Drift = -0.00 dB
Peak SAR (extrapolated) = 0.322 W/kg
SAR(1 g) = 0.218 mW/g; SAR(10 g) = 0.132 mW/g
Maximum value of SAR (measured) = 0.238 mW/g

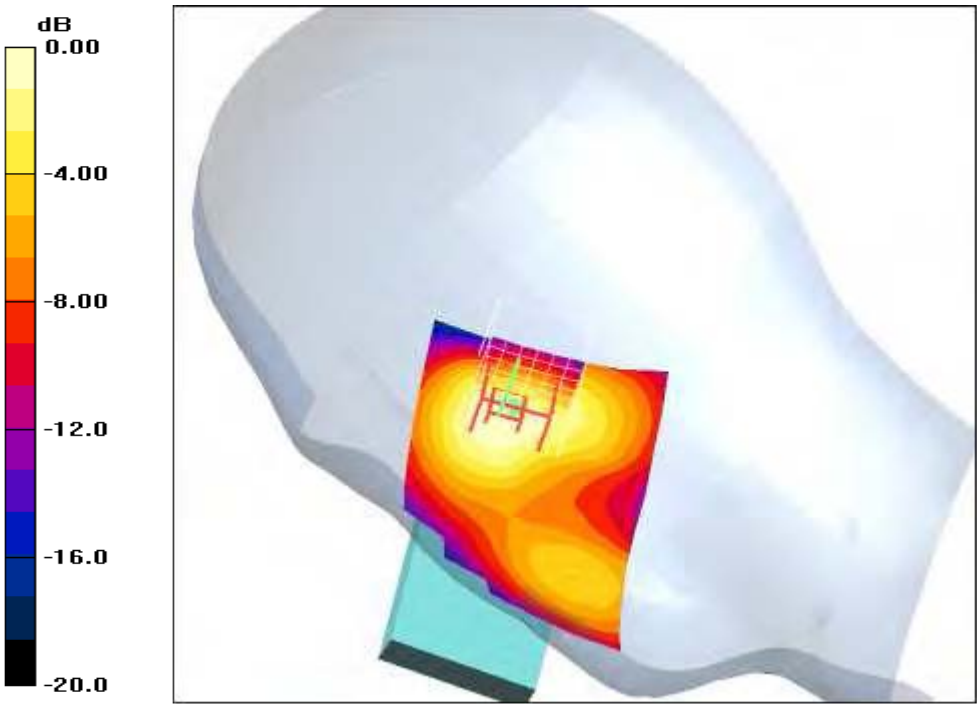

0 dB = 0.238mW/g

Additional information:
position or distance of DUT to SAM (if not standard head positions) :
ambient temperature: 23.1°C; liquid temperature: 21.2°C

Date/Time: 2008-08-14 16:29:48Date/Time: 2008-08-14 16:36:15

P1528_OET65-RightHandSide-GSM1900

DUT: Sony Ericsson; Type: AAD-3352031-; Serial: CB5112N6W4
Communication System: PCS 1900; Frequency: 1880 MHz; Duty Cycle: 1:8
Medium: HSL1900 Medium parameters used: f = 1880 MHz; σ = 1.4 mho/m; ε_r = 39.4; ρ = 1000 kg/m^3
Phantom section: Right Section
DASY4 Configuration:
- Probe: ET3DV6 - SN1554; ConvF(5.09, 5.09, 5.09); Calibrated: 2008-05-13
- Sensor-Surface: 4mm (Mechanical And Optical Surface Detection)
- Electronics: DAE3 Sn413; Calibrated: 2008-01-18
- Phantom: SAM 12; Type: SAM; Serial: 1043
- Measurement SW: DASY4, V4.5 Build 19; Postprocessing SW: SEMCAD, V1.8 Build 146

Tilt position - Middle/Area Scan (51x81x1): Measurement grid: dx=15mm, dy=15mm
Maximum value of SAR (interpolated) = 0.264 mW/g

Tilt position - Middle/Zoom Scan (7x7x7) (7x7x7)/Cube 0: Measurement grid: dx=5mm, dy=5mm, dz=5mm
Reference Value = 13.9 V/m; Power Drift = 0.040 dB
Peak SAR (extrapolated) = 0.352 W/kg
SAR(1 g) = 0.238 mW/g; SAR(10 g) = 0.142 mW/g
Maximum value of SAR (measured) = 0.258 mW/g

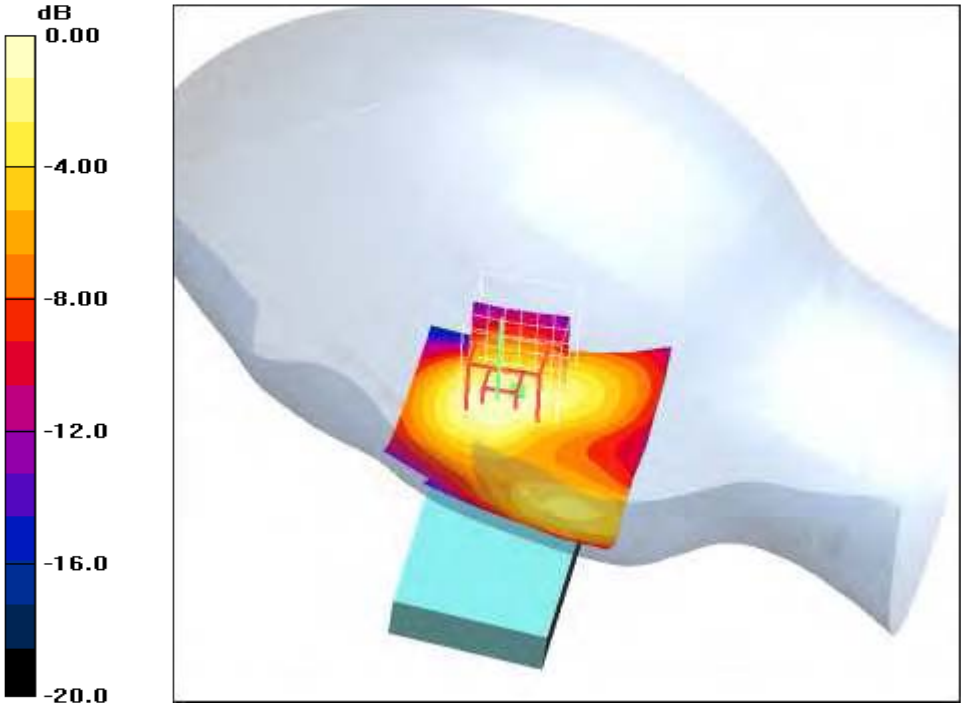

0 dB = 0.258mW/g

Additional information:
position or distance of DUT to SAM (if not standard head positions) :
ambient temperature: 23.4°C; liquid temperature: 21.2°C

Date/Time: 2008-08-14 16:50:45Date/Time: 2008-08-14 16:56:36

P1528_OET65-RightHandSide-GSM1900

DUT: Sony Ericsson; Type: AAD-3352031-; Serial: CB5112N6W4
Communication System: PCS 1900; Frequency: 1909.8 MHz; Duty Cycle: 1:8
Medium: HSL1900 Medium parameters used: f = 1909.8 MHz; σ = 1.4 mho/m; ε_r = 39.4; ρ = 1000 kg/m^3
Phantom section: Right Section
DASY4 Configuration:
- Probe: ET3DV6 - SN1554; ConvF(5.09, 5.09, 5.09); Calibrated: 2008-05-13
- Sensor-Surface: 4mm (Mechanical And Optical Surface Detection)
- Electronics: DAE3 Sn413; Calibrated: 2008-01-18
- Phantom: SAM 12; Type: SAM; Serial: 1043
- Measurement SW: DASY4, V4.5 Build 19; Postprocessing SW: SEMCAD, V1.8 Build 146

Tilt position - High/Area Scan (51x81x1): Measurement grid: dx=15mm, dy=15mm
Maximum value of SAR (interpolated) = 0.320 mW/g

Tilt position - High/Zoom Scan (7x7x7) (7x7x7)/Cube 0: Measurement grid: dx=5mm, dy=5mm, dz=5mm
Reference Value = 15.2 V/m; Power Drift = -0.00 dB
Peak SAR (extrapolated) = 0.424 W/kg
SAR(1 g) = 0.281 mW/g; SAR(10 g) = 0.167 mW/g
Maximum value of SAR (measured) = 0.308 mW/g

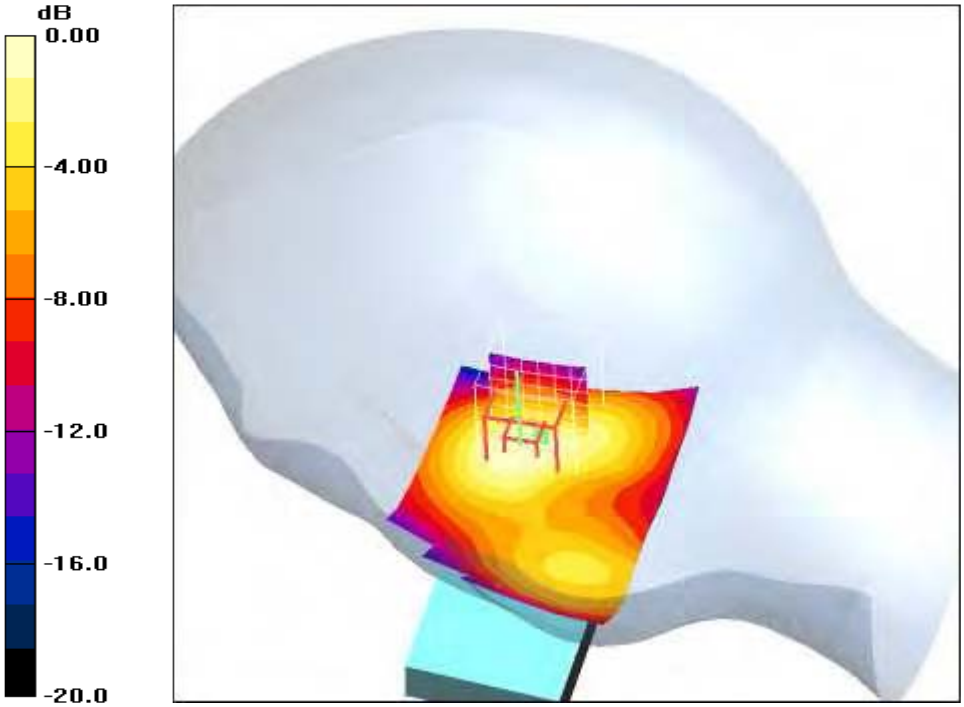

0 dB = 0.308mW/g

Additional information:
position or distance of DUT to SAM (if not standard head positions) :
ambient temperature: 23.4°C; liquid temperature: 21.2°C

Date/Time: 2008-08-14 22:00:49Date/Time: 2008-08-14 22:06:40

P1528_OET65-LeftHandSide-GSM1900-open

DUT: Sony Ericsson; Type: AAD-3352031-; Serial: CB5112N6W4
Communication System: PCS 1900; Frequency: 1850.2 MHz; Duty Cycle: 1:8
Medium: HSL1900 Medium parameters used: f = 1850.2 MHz; σ = 1.4 mho/m; ε_r = 39.4; ρ = 1000 kg/m^3
Phantom section: Left Section
DASY4 Configuration:
- Probe: ET3DV6 - SN1554; ConvF(5.09, 5.09, 5.09); Calibrated: 2008-05-13
- Sensor-Surface: 4mm (Mechanical And Optical Surface Detection)
- Electronics: DAE3 Sn413; Calibrated: 2008-01-18
- Phantom: SAM 12; Type: SAM; Serial: 1043
- Measurement SW: DASY4, V4.5 Build 19; Postprocessing SW: SEMCAD, V1.8 Build 146

Touch position - Low/Area Scan (51x81x1): Measurement grid: dx=15mm, dy=15mm
Maximum value of SAR (interpolated) = 0.495 mW/g

Touch position - Low/Zoom Scan (7x7x7) (7x7x7)/Cube 0: Measurement grid: dx=5mm, dy=5mm, dz=5mm
Reference Value = 18.9 V/m; Power Drift = 0.015 dB
Peak SAR (extrapolated) = 0.747 W/kg
SAR(1 g) = 0.482 mW/g; SAR(10 g) = 0.292 mW/g
Maximum value of SAR (measured) = 0.522 mW/g

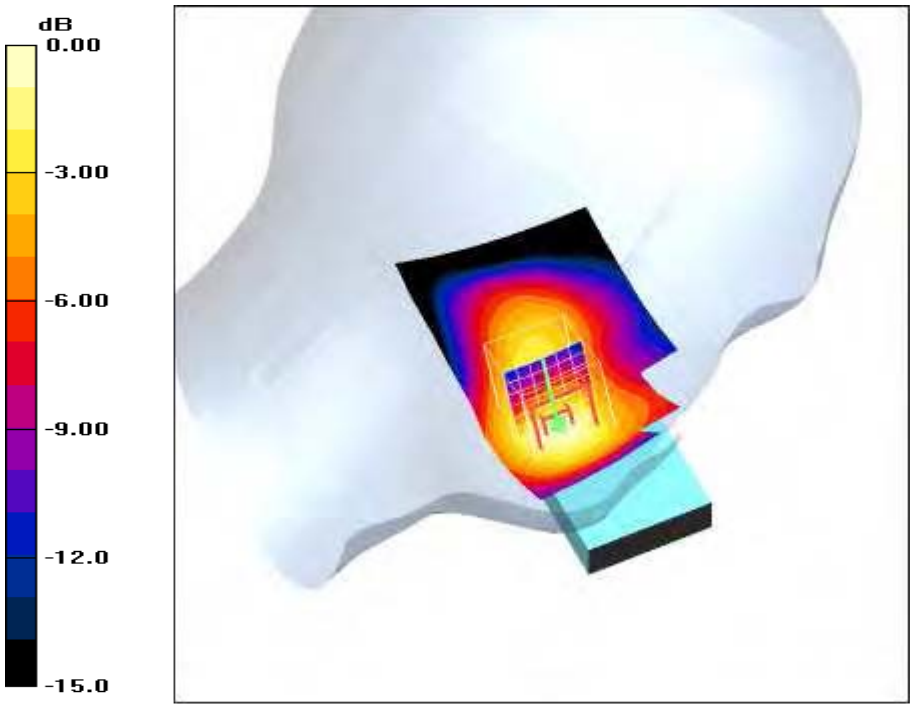

0 dB = 0.522mW/g

Additional information:
position or distance of DUT to SAM (if not standard head positions) :
ambient temperature: 23.3°C; liquid temperature: 21.3°C

Date/Time: 2008-08-14 21:39:39Date/Time: 2008-08-14 21:45:27

P1528_OET65-LeftHandSide-GSM1900-open

DUT: Sony Ericsson; Type: AAD-3352031-; Serial: CB5112N6W4
Communication System: PCS 1900; Frequency: 1880 MHz; Duty Cycle: 1:8
Medium: HSL1900 Medium parameters used: f = 1880 MHz; σ = 1.4 mho/m; ε_r = 39.4; ρ = 1000 kg/m^3
Phantom section: Left Section
DASY4 Configuration:
- Probe: ET3DV6 - SN1554; ConvF(5.09, 5.09, 5.09); Calibrated: 2008-05-13
- Sensor-Surface: 4mm (Mechanical And Optical Surface Detection)
- Electronics: DAE3 Sn413; Calibrated: 2008-01-18
- Phantom: SAM 12; Type: SAM; Serial: 1043
- Measurement SW: DASY4, V4.5 Build 19; Postprocessing SW: SEMCAD, V1.8 Build 146

Touch position - Middle/Area Scan (51x81x1): Measurement grid: dx=15mm, dy=15mm
Maximum value of SAR (interpolated) = 0.525 mW/g

Touch position - Middle/Zoom Scan (7x7x7) (7x7x7)/Cube 0: Measurement grid: dx=5mm, dy=5mm, dz=5mm
Reference Value = 19.5 V/m; Power Drift = -0.012 dB
Peak SAR (extrapolated) = 0.808 W/kg
SAR(1 g) = 0.510 mW/g; SAR(10 g) = 0.305 mW/g
Maximum value of SAR (measured) = 0.557 mW/g

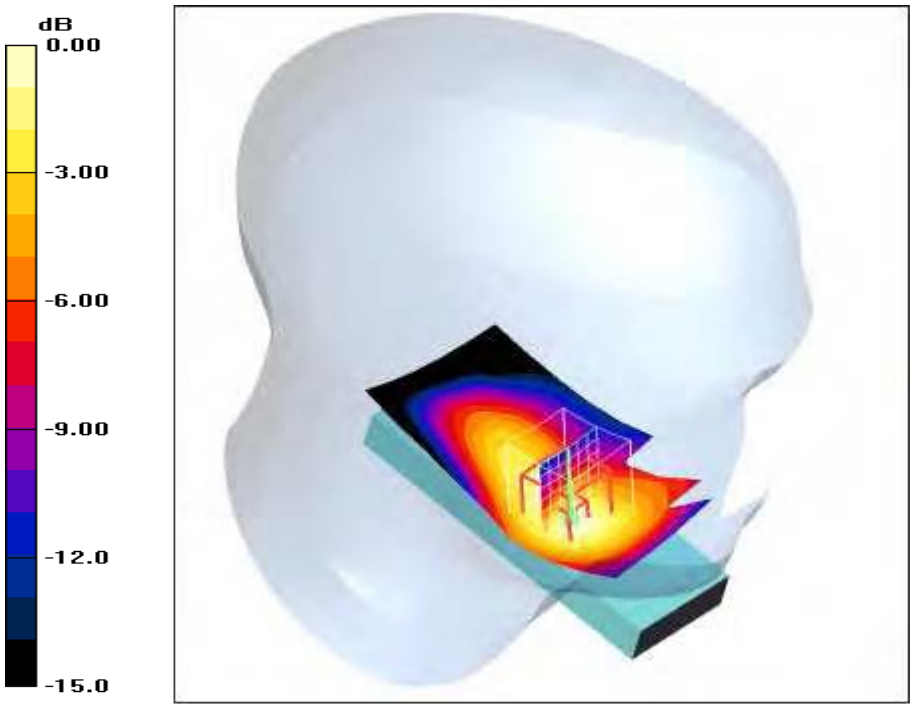

0 dB = 0.557mW/g

Additional information:
position or distance of DUT to SAM (if not standard head positions) :
ambient temperature: 23.3°C; liquid temperature: 21.3°C

Date/Time: 2008-08-14 21:15:44Date/Time: 2008-08-14 21:21:33

P1528_OET65-LeftHandSide-GSM1900-open

DUT: Sony Ericsson; Type: AAD-3352031-; Serial: CB5112N6W4
Communication System: PCS 1900; Frequency: 1909.8 MHz; Duty Cycle: 1:8
Medium: HSL1900 Medium parameters used: f = 1909.8 MHz; σ = 1.4 mho/m; ε_r = 39.4; ρ = 1000 kg/m^3
Phantom section: Left Section
DASY4 Configuration:
- Probe: ET3DV6 - SN1554; ConvF(5.09, 5.09, 5.09); Calibrated: 2008-05-13
- Sensor-Surface: 4mm (Mechanical And Optical Surface Detection)
- Electronics: DAE3 Sn413; Calibrated: 2008-01-18
- Phantom: SAM 12; Type: SAM; Serial: 1043
- Measurement SW: DASY4, V4.5 Build 19; Postprocessing SW: SEMCAD, V1.8 Build 146

Touch position - High/Area Scan (51x81x1): Measurement grid: dx=15mm, dy=15mm
Maximum value of SAR (interpolated) = 0.550 mW/g

Touch position - High/Zoom Scan (7x7x7) (7x7x7)/Cube 0: Measurement grid: dx=5mm, dy=5mm, dz=5mm
Reference Value = 20.2 V/m; Power Drift = 0.034 dB
Peak SAR (extrapolated) = 0.849 W/kg
SAR(1 g) = 0.535 mW/g; SAR(10 g) = 0.319 mW/g
Maximum value of SAR (measured) = 0.583 mW/g

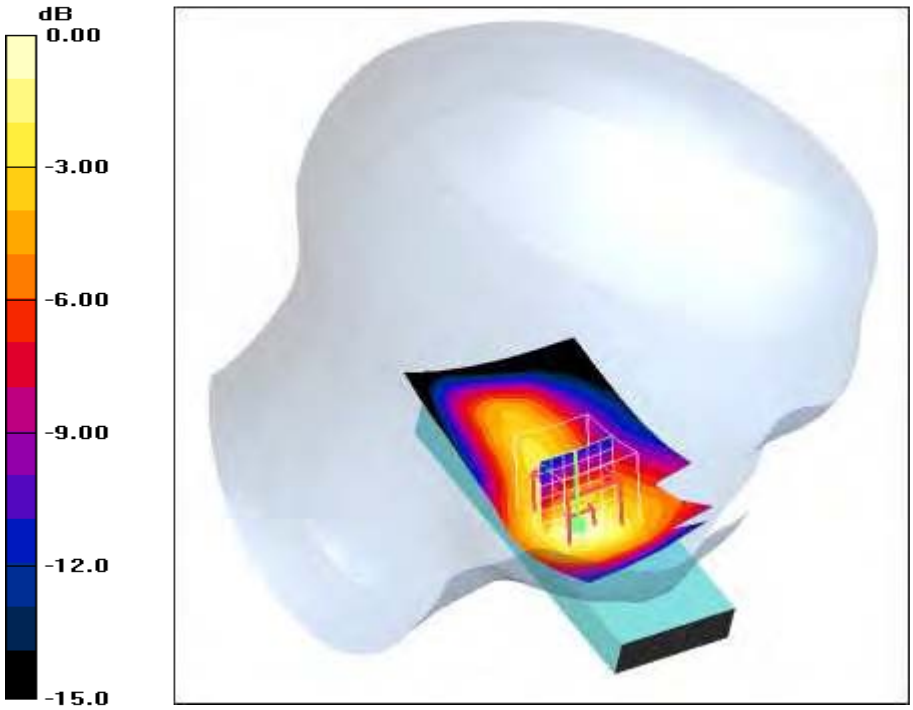

0 dB = 0.583mW/g

Additional information:
position or distance of DUT to SAM (if not standard head positions) :
ambient temperature: 23.3°C; liquid temperature: 21.3°C

Date/Time: 2008-08-14 20:15:02Date/Time: 2008-08-14 20:21:46

P1528_OET65-LeftHandSide-GSM1900-open

DUT: Sony Ericsson; Type: AAD-3352031-; Serial: CB5112N6W4
Communication System: PCS 1900; Frequency: 1850.2 MHz; Duty Cycle: 1:8
Medium: HSL1900 Medium parameters used: f = 1850.2 MHz; σ = 1.4 mho/m; ε_r = 39.4; ρ = 1000 kg/m^3
Phantom section: Left Section
DASY4 Configuration:
- Probe: ET3DV6 - SN1554; ConvF(5.09, 5.09, 5.09); Calibrated: 2008-05-13
- Sensor-Surface: 4mm (Mechanical And Optical Surface Detection)
- Electronics: DAE3 Sn413; Calibrated: 2008-01-18
- Phantom: SAM 12; Type: SAM; Serial: 1043
- Measurement SW: DASY4, V4.5 Build 19; Postprocessing SW: SEMCAD, V1.8 Build 146

Tilt position - Low/Area Scan (51x81x1): Measurement grid: dx=15mm, dy=15mm
Maximum value of SAR (interpolated) = 0.409 mW/g

Tilt position - Low/Zoom Scan (7x7x7) (7x7x7)/Cube 0: Measurement grid: dx=5mm, dy=5mm, dz=5mm
Reference Value = 16.1 V/m; Power Drift = -0.048 dB
Peak SAR (extrapolated) = 0.489 W/kg
SAR(1 g) = 0.329 mW/g; SAR(10 g) = 0.204 mW/g
Maximum value of SAR (measured) = 0.358 mW/g

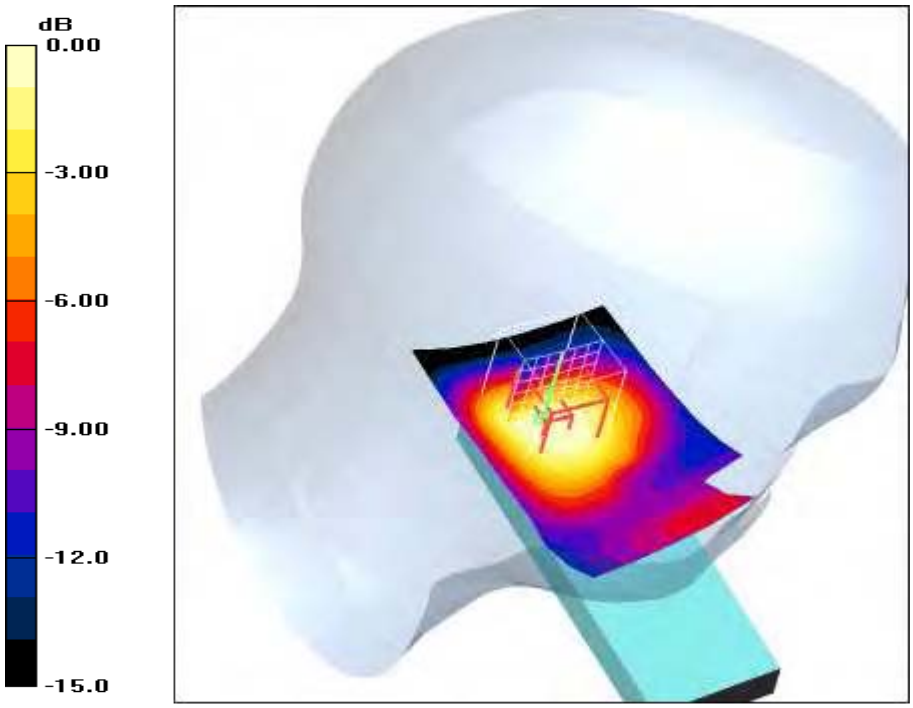

0 dB = 0.358mW/g

Additional information:
position or distance of DUT to SAM (if not standard head positions) :
ambient temperature: 23.3°C; liquid temperature: 21.3°C

Date/Time: 2008-08-14 20:36:13Date/Time: 2008-08-14 20:42:01

P1528_OET65-LeftHandSide-GSM1900-open

DUT: Sony Ericsson; Type: AAD-3352031-; Serial: CB5112N6W4
Communication System: PCS 1900; Frequency: 1880 MHz; Duty Cycle: 1:8
Medium: HSL1900 Medium parameters used: f = 1880 MHz; σ = 1.4 mho/m; ε_r = 39.4; ρ = 1000 kg/m^3
Phantom section: Left Section
DASY4 Configuration:
- Probe: ET3DV6 - SN1554; ConvF(5.09, 5.09, 5.09); Calibrated: 2008-05-13
- Sensor-Surface: 4mm (Mechanical And Optical Surface Detection)
- Electronics: DAE3 Sn413; Calibrated: 2008-01-18
- Phantom: SAM 12; Type: SAM; Serial: 1043
- Measurement SW: DASY4, V4.5 Build 19; Postprocessing SW: SEMCAD, V1.8 Build 146

Tilt position - Middle/Area Scan (51x81x1): Measurement grid: dx=15mm, dy=15mm
Maximum value of SAR (interpolated) = 0.427 mW/g

Tilt position - Middle/Zoom Scan (7x7x7) (7x7x7)/Cube 0: Measurement grid: dx=5mm, dy=5mm, dz=5mm
Reference Value = 16.4 V/m; Power Drift = -0.01 dB
Peak SAR (extrapolated) = 0.499 W/kg
SAR(1 g) = 0.338 mW/g; SAR(10 g) = 0.208 mW/g
Maximum value of SAR (measured) = 0.364 mW/g

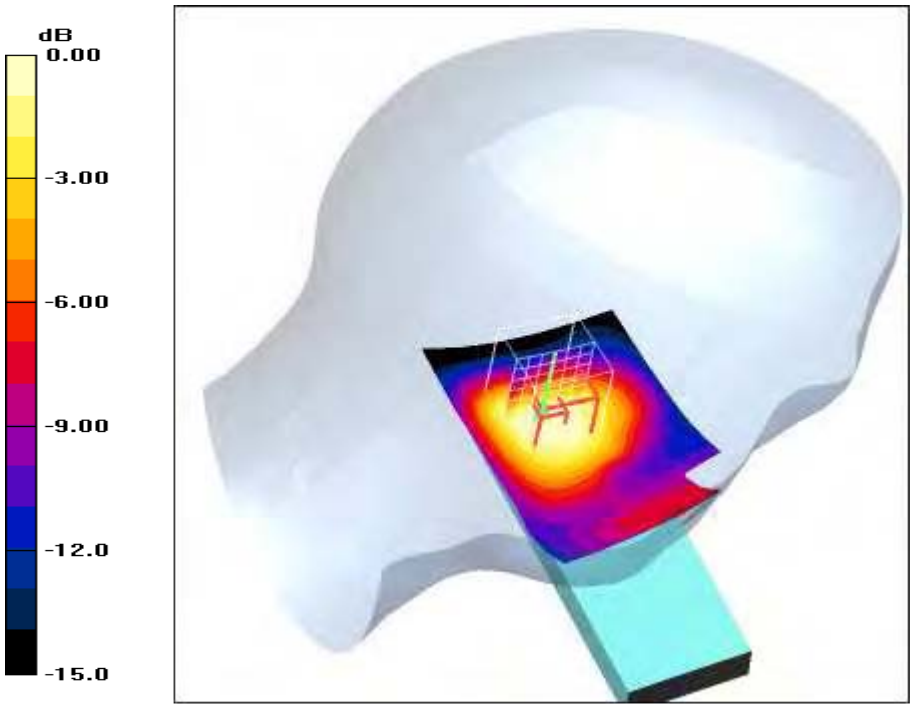

0 dB = 0.364mW/g

Additional information:
position or distance of DUT to SAM (if not standard head positions) :
ambient temperature: 23.3°C; liquid temperature: 21.3°C

Date/Time: 2008-08-14 20:55:27Date/Time: 2008-08-14 21:01:26

P1528_OET65-LeftHandSide-GSM1900-open

DUT: Sony Ericsson; Type: AAD-3352031-; Serial: CB5112N6W4
Communication System: PCS 1900; Frequency: 1909.8 MHz; Duty Cycle: 1:8
Medium: HSL1900 Medium parameters used: f = 1909.8 MHz; σ = 1.4 mho/m; ε_r = 39.4; ρ = 1000 kg/m^3
Phantom section: Left Section
DASY4 Configuration:
- Probe: ET3DV6 - SN1554; ConvF(5.09, 5.09, 5.09); Calibrated: 2008-05-13
- Sensor-Surface: 4mm (Mechanical And Optical Surface Detection)
- Electronics: DAE3 Sn413; Calibrated: 2008-01-18
- Phantom: SAM 12; Type: SAM; Serial: 1043
- Measurement SW: DASY4, V4.5 Build 19; Postprocessing SW: SEMCAD, V1.8 Build 146

Tilt position - High/Area Scan (51x81x1): Measurement grid: dx=15mm, dy=15mm
Maximum value of SAR (interpolated) = 0.486 mW/g

Tilt position - High/Zoom Scan (7x7x7) (7x7x7)/Cube 0: Measurement grid: dx=5mm, dy=5mm, dz=5mm
Reference Value = 17.2 V/m; Power Drift = 0.00 dB
Peak SAR (extrapolated) = 0.575 W/kg
SAR(1 g) = 0.383 mW/g; SAR(10 g) = 0.234 mW/g
Maximum value of SAR (measured) = 0.413 mW/g

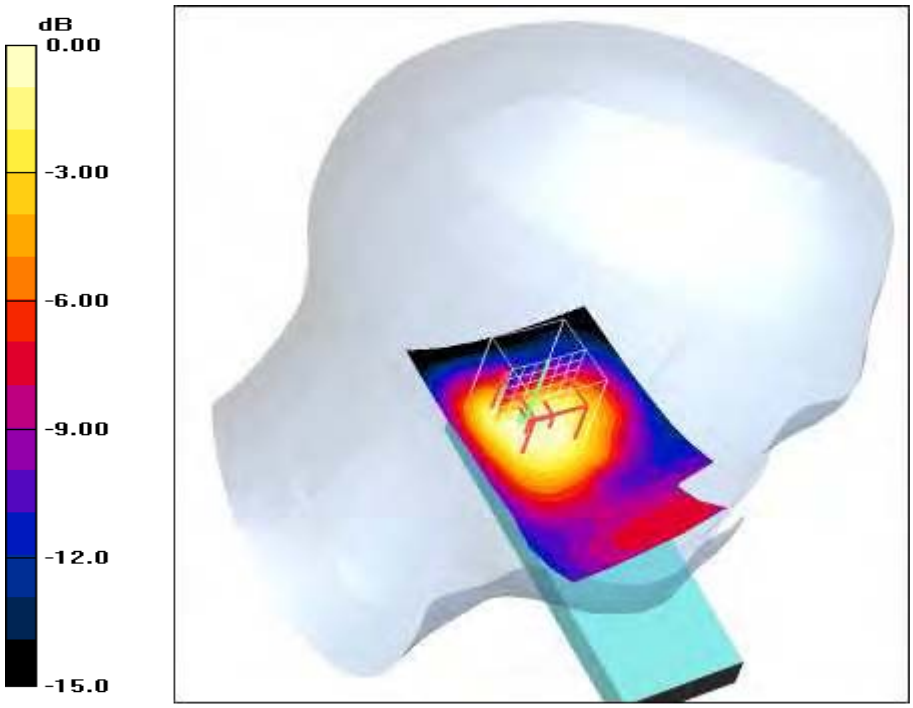

0 dB = 0.413mW/g

Additional information:
position or distance of DUT to SAM (if not standard head positions) :
ambient temperature: 23.3°C; liquid temperature: 21.3°C

Date/Time: 2008-08-14 17:17:06Date/Time: 2008-08-14 17:23:06Date/Time: 2008-08-14 17:36:33

P1528_OET65-RightHandSide-GSM1900 open

DUT: Sony Ericsson; Type: AAD-3352031-; Serial: CB5112N6W4
Communication System: PCS 1900; Frequency: 1850.2 MHz; Duty Cycle: 1:8
Medium: HSL1900 Medium parameters used: f = 1850.2 MHz; σ = 1.4 mho/m; ε_r = 39.4; ρ = 1000 kg/m^3
Phantom section: Right Section
DASY4 Configuration:
- Probe: ET3DV6 - SN1554; ConvF(5.09, 5.09, 5.09); Calibrated: 2008-05-13
- Sensor-Surface: 4mm (Mechanical And Optical Surface Detection)
- Electronics: DAE3 Sn413; Calibrated: 2008-01-18
- Phantom: SAM 12; Type: SAM; Serial: 1043
- Measurement SW: DASY4, V4.5 Build 19; Postprocessing SW: SEMCAD, V1.8 Build 146

Touch position - Low/Area Scan (51x91x1): Measurement grid: dx=15mm, dy=15mm

Maximum value of SAR (interpolated) = 0.461 mW/g

Touch position - Low/Zoom Scan (7x7x7) (7x7x7)/Cube 0: Measurement grid: dx=5mm, dy=5mm, dz=5mm

Reference Value = 18.9 V/m; Power Drift = 0.036 dB
Peak SAR (extrapolated) = 0.625 W/kg
SAR(1 g) = 0.432 mW/g; SAR(10 g) = 0.281 mW/g
Maximum value of SAR (measured) = 0.462 mW/g

Touch position - Low/Zoom Scan (7x7x7) (7x7x7)/Cube 1: Measurement grid: dx=5mm, dy=5mm, dz=5mm

Reference Value = 18.9 V/m; Power Drift = 0.036 dB
Peak SAR (extrapolated) = 0.504 W/kg
SAR(1 g) = 0.348 mW/g; SAR(10 g) = 0.219 mW/g
Maximum value of SAR (measured) = 0.382 mW/g

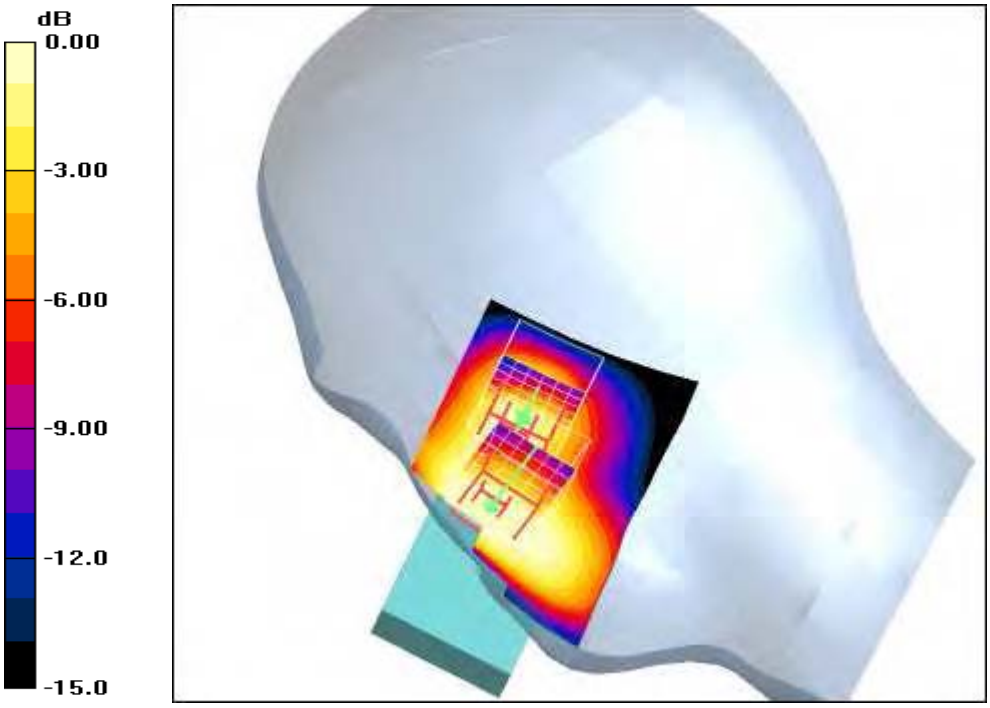

0 dB = 0.382mW/g

Additional information:
position or distance of DUT to SAM (if not standard head positions) :
ambient temperature: 23.6°C; liquid temperature: 21.3°C

Date/Time: 2008-08-14 17:52:07Date/Time: 2008-08-14 17:58:03Date/Time: 2008-08-14 18:10:27

P1528_OET65-RightHandSide-GSM1900 open

DUT: Sony Ericsson; Type: AAD-3352031-; Serial: CB5112N6W4
Communication System: PCS 1900; Frequency: 1880 MHz; Duty Cycle: 1:8
Medium: HSL1900 Medium parameters used: f = 1880 MHz; σ = 1.4 mho/m; ε_r = 39.4; ρ = 1000 kg/m^3
Phantom section: Right Section
DASY4 Configuration:
- Probe: ET3DV6 - SN1554; ConvF(5.09, 5.09, 5.09); Calibrated: 2008-05-13
- Sensor-Surface: 4mm (Mechanical And Optical Surface Detection)
- Electronics: DAE3 Sn413; Calibrated: 2008-01-18
- Phantom: SAM 12; Type: SAM; Serial: 1043
- Measurement SW: DASY4, V4.5 Build 19; Postprocessing SW: SEMCAD, V1.8 Build 146

Touch position - Middle/Area Scan (51x91x1): Measurement grid: dx=15mm, dy=15mm
Maximum value of SAR (interpolated) = 0.458 mW/g

Touch position - Middle/Zoom Scan (7x7x7) (7x7x7)/Cube 0: Measurement grid: dx=5mm, dy=5mm, dz=5mm
Reference Value = 18.8 V/m; Power Drift = -0.014 dB
Peak SAR (extrapolated) = 0.651 W/kg
SAR(1 g) = 0.431 mW/g; SAR(10 g) = 0.276 mW/g
Maximum value of SAR (measured) = 0.461 mW/g

Touch position - Middle/Zoom Scan (7x7x7) (7x7x7)/Cube 1: Measurement grid: dx=5mm, dy=5mm, dz=5mm
Reference Value = 18.8 V/m; Power Drift = -0.014 dB
Peak SAR (extrapolated) = 0.546 W/kg
SAR(1 g) = 0.371 mW/g; SAR(10 g) = 0.227 mW/g
Maximum value of SAR (measured) = 0.404 mW/g

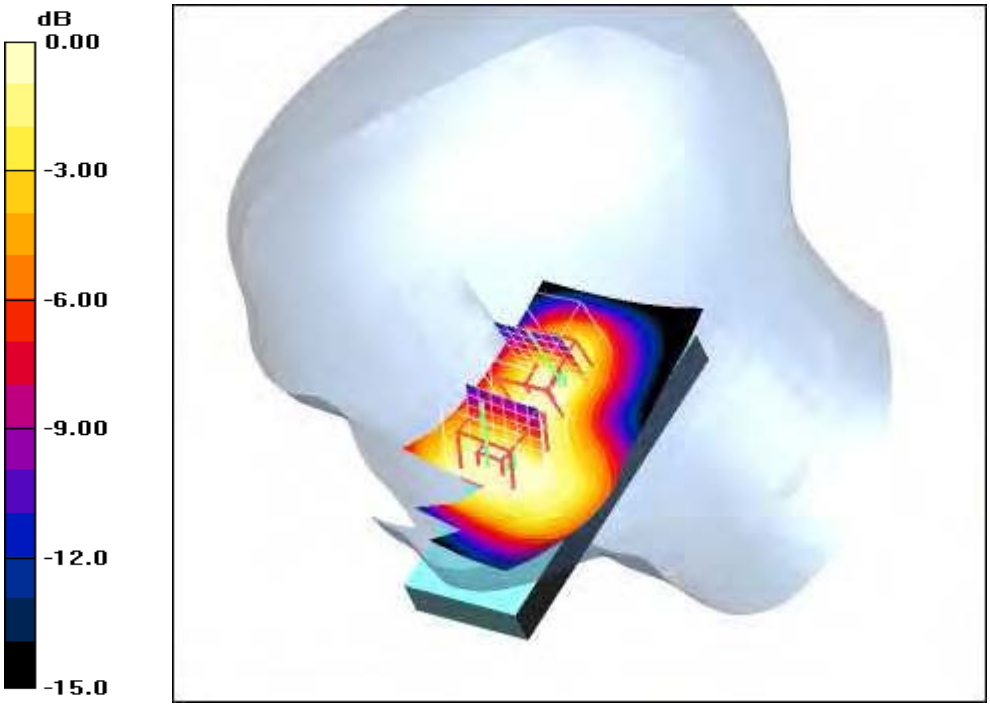

0 dB = 0.404mW/g

Additional information:
position or distance of DUT to SAM (if not standard head positions) :
ambient temperature: 23.6°C; liquid temperature: 21.3°C

Date/Time: 2008-08-14 18:30:08Date/Time: 2008-08-14 18:36:06Date/Time: 2008-08-14 18:48:39

P1528_OET65-RightHandSide-GSM1900 open

DUT: Sony Ericsson; Type: AAD-3352031-; Serial: CB5112N6W4
Communication System: PCS 1900; Frequency: 1909.8 MHz; Duty Cycle: 1:8
Medium: HSL1900 Medium parameters used: f = 1909.8 MHz; σ = 1.4 mho/m; ε_r = 39.4; ρ = 1000 kg/m^3
Phantom section: Right Section
DASY4 Configuration:
- Probe: ET3DV6 - SN1554; ConvF(5.09, 5.09, 5.09); Calibrated: 2008-05-13
- Sensor-Surface: 4mm (Mechanical And Optical Surface Detection)
- Electronics: DAE3 Sn413; Calibrated: 2008-01-18
- Phantom: SAM 12; Type: SAM; Serial: 1043
- Measurement SW: DASY4, V4.5 Build 19; Postprocessing SW: SEMCAD, V1.8 Build 146

Touch position - High/Area Scan (51x91x1): Measurement grid: dx=15mm, dy=15mm
Maximum value of SAR (interpolated) = 0.511 mW/g

Touch position - High/Zoom Scan (7x7x7) (7x7x7)/Cube 0: Measurement grid: dx=5mm, dy=5mm, dz=5mm
Reference Value = 19.1 V/m; Power Drift = 0.044 dB
Peak SAR (extrapolated) = 0.705 W/kg
SAR(1 g) = 0.463 mW/g; SAR(10 g) = 0.273 mW/g
Maximum value of SAR (measured) = 0.509 mW/g

Touch position - High/Zoom Scan (7x7x7) (7x7x7)/Cube 1: Measurement grid: dx=5mm, dy=5mm, dz=5mm
Reference Value = 19.1 V/m; Power Drift = 0.044 dB
Peak SAR (extrapolated) = 0.659 W/kg
SAR(1 g) = 0.438 mW/g; SAR(10 g) = 0.284 mW/g
Maximum value of SAR (measured) = 0.470 mW/g

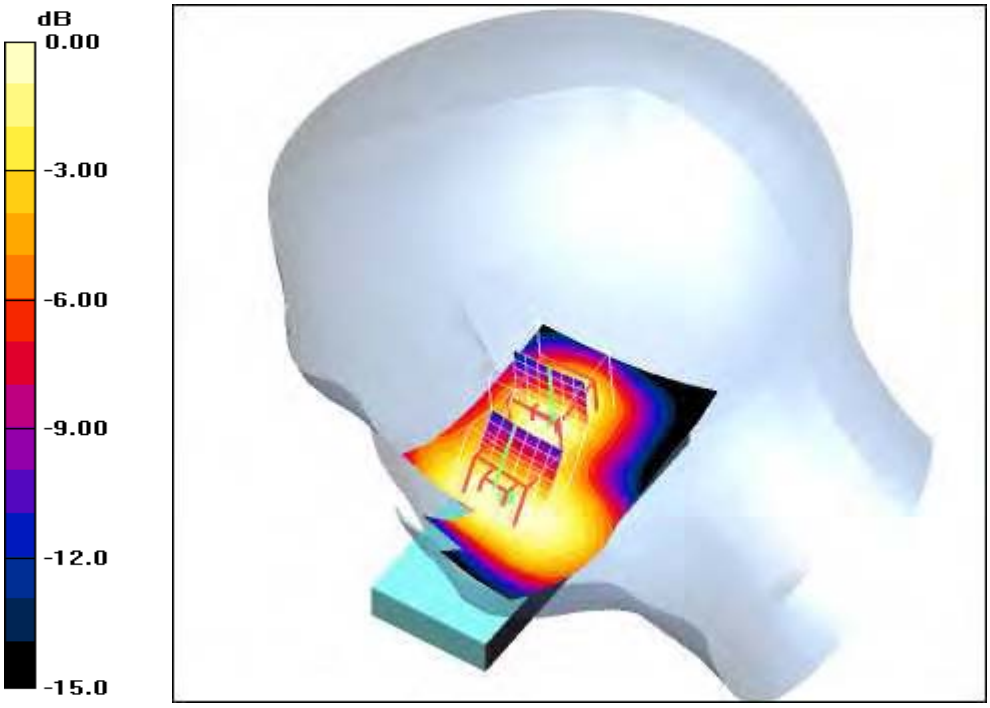

0 dB = 0.470mW/g

Additional information:
position or distance of DUT to SAM (if not standard head positions) :
ambient temperature: 23.6°C; liquid temperature: 21.3°C

Date/Time: 2008-08-14 19:05:45Date/Time: 2008-08-14 19:11:50

P1528_OET65-RightHandSide-GSM1900 open

DUT: Sony Ericsson; Type: AAD-3352031-; Serial: CB5112N6W4
Communication System: PCS 1900; Frequency: 1850.2 MHz; Duty Cycle: 1:8
Medium: HSL1900 Medium parameters used: f = 1850.2 MHz; σ = 1.4 mho/m; ε_r = 39.4; ρ = 1000 kg/m^3
Phantom section: Right Section
DASY4 Configuration:
- Probe: ET3DV6 - SN1554; ConvF(5.09, 5.09, 5.09); Calibrated: 2008-05-13
- Sensor-Surface: 4mm (Mechanical And Optical Surface Detection)
- Electronics: DAE3 Sn413; Calibrated: 2008-01-18
- Phantom: SAM 12; Type: SAM; Serial: 1043
- Measurement SW: DASY4, V4.5 Build 19; Postprocessing SW: SEMCAD, V1.8 Build 146

Tilt position - Low/Area Scan (51x91x1): Measurement grid: dx=15mm, dy=15mm
Maximum value of SAR (interpolated) = 0.473 mW/g

Tilt position - Low/Zoom Scan (7x7x7) (7x7x7)/Cube 0: Measurement grid: dx=5mm, dy=5mm, dz=5mm
Reference Value = 18.2 V/m; Power Drift = 0.01 dB
Peak SAR (extrapolated) = 0.613 W/kg
SAR(1 g) = 0.406 mW/g; SAR(10 g) = 0.245 mW/g
Maximum value of SAR (measured) = 0.444 mW/g

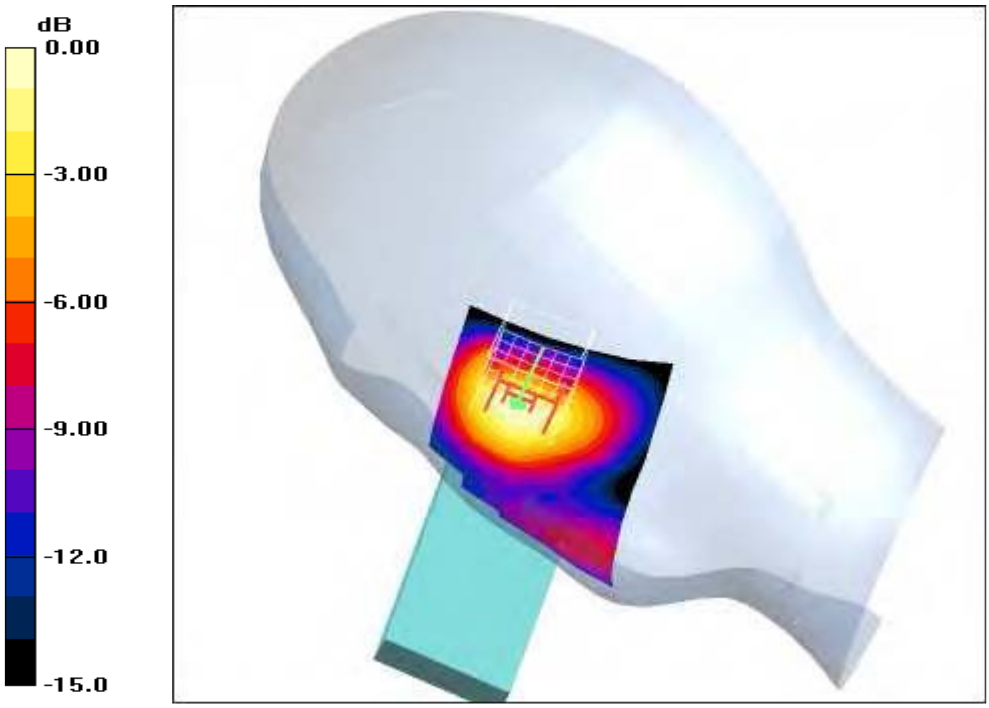

0 dB = 0.444mW/g

Additional information:
position or distance of DUT to SAM (if not standard head positions) :
ambient temperature: 23.3°C; liquid temperature: 21.2°C

Date/Time: 2008-08-14 19:26:00Date/Time: 2008-08-14 19:32:24

P1528_OET65-RightHandSide-GSM1900 open

DUT: Sony Ericsson; Type: AAD-3352031-; Serial: CB5112N6W4
Communication System: PCS 1900; Frequency: 1880 MHz; Duty Cycle: 1:8
Medium: HSL1900 Medium parameters used: f = 1880 MHz; σ = 1.4 mho/m; ε_r = 39.4; ρ = 1000 kg/m^3
Phantom section: Right Section
DASY4 Configuration:
- Probe: ET3DV6 - SN1554; ConvF(5.09, 5.09, 5.09); Calibrated: 2008-05-13
- Sensor-Surface: 4mm (Mechanical And Optical Surface Detection)
- Electronics: DAE3 Sn413; Calibrated: 2008-01-18
- Phantom: SAM 12; Type: SAM; Serial: 1043
- Measurement SW: DASY4, V4.5 Build 19; Postprocessing SW: SEMCAD, V1.8 Build 146

Tilt position - Middle/Area Scan (51x91x1): Measurement grid: dx=15mm, dy=15mm
Maximum value of SAR (interpolated) = 0.514 mW/g

Tilt position - Middle/Zoom Scan (7x7x7) (7x7x7)/Cube 0: Measurement grid: dx=5mm, dy=5mm, dz=5mm
Reference Value = 18.9 V/m; Power Drift = 0.020 dB
Peak SAR (extrapolated) = 0.652 W/kg
SAR(1 g) = 0.431 mW/g; SAR(10 g) = 0.258 mW/g
Maximum value of SAR (measured) = 0.473 mW/g

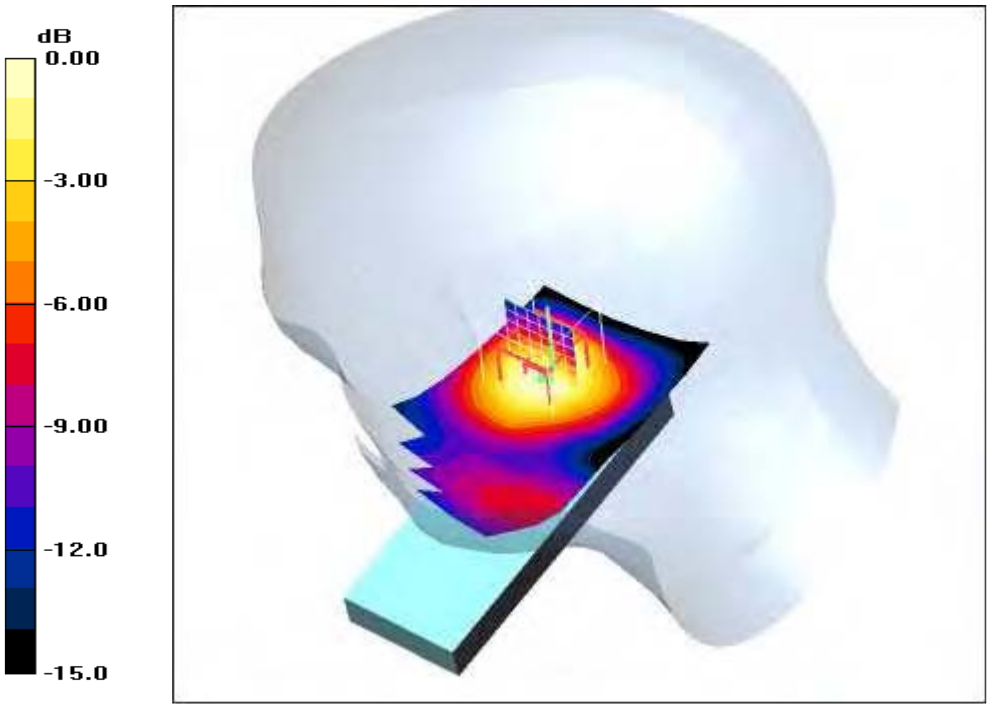

0 dB = 0.473mW/g

Additional information:
position or distance of DUT to SAM (if not standard head positions) :
ambient temperature: 23.3°C; liquid temperature: 21.2°C

Date/Time: 2008-08-14 19:47:08Date/Time: 2008-08-14 19:53:34

P1528_OET65-RightHandSide-GSM1900 open

DUT: Sony Ericsson; Type: AAD-3352031-; Serial: CB5112N6W4
Communication System: PCS 1900; Frequency: 1909.8 MHz; Duty Cycle: 1:8
Medium: HSL1900 Medium parameters used: f = 1909.8 MHz; σ = 1.4 mho/m; ε_r = 39.4; ρ = 1000 kg/m^3
Phantom section: Right Section
DASY4 Configuration:
- Probe: ET3DV6 - SN1554; ConvF(5.09, 5.09, 5.09); Calibrated: 2008-05-13
- Sensor-Surface: 4mm (Mechanical And Optical Surface Detection)
- Electronics: DAE3 Sn413; Calibrated: 2008-01-18
- Phantom: SAM 12; Type: SAM; Serial: 1043
- Measurement SW: DASY4, V4.5 Build 19; Postprocessing SW: SEMCAD, V1.8 Build 146

Tilt position - High/Area Scan (51x91x1): Measurement grid: dx=15mm, dy=15mm
Maximum value of SAR (interpolated) = 0.564 mW/g

Tilt position - High/Zoom Scan (7x7x7) (7x7x7)/Cube 0: Measurement grid: dx=5mm, dy=5mm, dz=5mm
Reference Value = 19.8 V/m; Power Drift = -0.041 dB
Peak SAR (extrapolated) = 0.747 W/kg
SAR(1 g) = 0.481 mW/g; SAR(10 g) = 0.282 mW/g
Maximum value of SAR (measured) = 0.524 mW/g

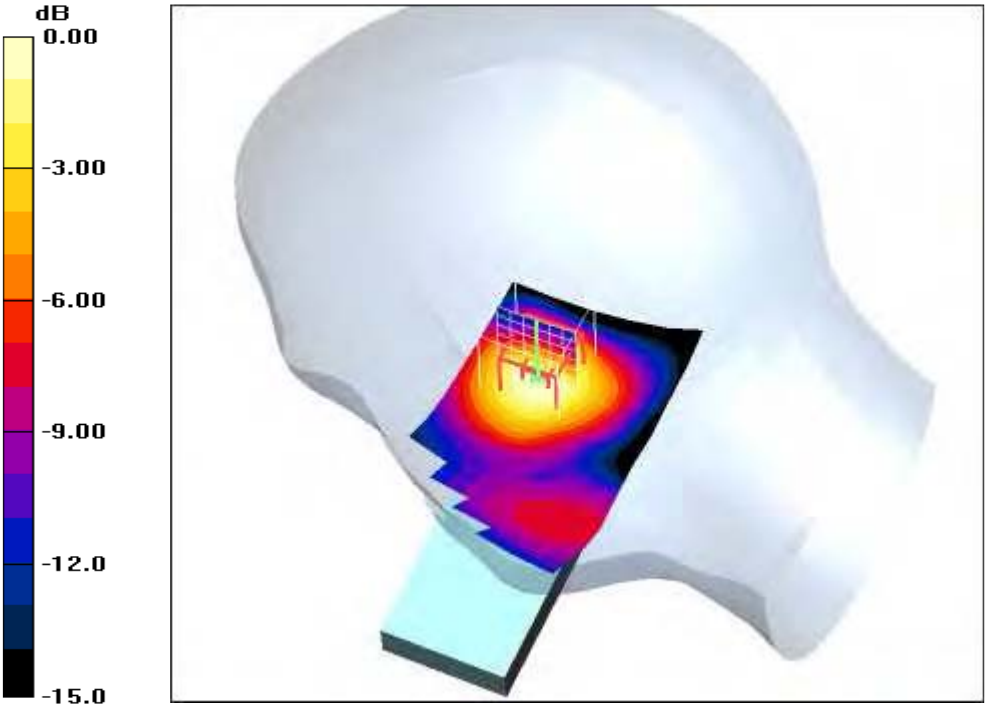

0 dB = 0.524mW/g

Additional information:
position or distance of DUT to SAM (if not standard head positions) :
ambient temperature: 23.3°C; liquid temperature: 21.2°C

Annex 2.4 PCS 1900 MHz body

Date/Time: 2008-08-13 13:02:41Date/Time: 2008-08-13 13:08:13

P1528_OET65-Body-GSM1900 GPRS class 10

DUT: Sony Ericsson; Type: AAD-3352031-; Serial: CB5112N6W4
Communication System: PCS 1900 GPRS class 10; Frequency: 1850.2 MHz; Duty Cycle: 1:4
Medium: M1900 Medium parameters used: f = 1850.2 MHz; σ = 1.53 mho/m; ε_r = 52.6; ρ = 1000 kg/m^3
Phantom section: Flat Section
DASY4 Configuration:
- Probe: ET3DV6 - SN1554; ConvF(4.48, 4.48, 4.48); Calibrated: 2008-05-13
- Sensor-Surface: 4mm (Mechanical And Optical Surface Detection)
- Electronics: DAE3 Sn413; Calibrated: 2008-01-18
- Phantom: SAM 12; Type: SAM; Serial: 1043
- Measurement SW: DASY4, V4.5 Build 19; Postprocessing SW: SEMCAD, V1.8 Build 146

Front position - Low/Area Scan (51x81x1): Measurement grid: dx=15mm, dy=15mm
Maximum value of SAR (interpolated) = 0.234 mW/g

Front position - Low/Zoom Scan (7x7x7) (7x7x7)/Cube 0: Measurement grid: dx=5mm, dy=5mm, dz=5mm
Reference Value = 12.6 V/m; Power Drift = -0.088 dB
Peak SAR (extrapolated) = 0.347 W/kg
SAR(1 g) = 0.212 mW/g; SAR(10 g) = 0.132 mW/g
Maximum value of SAR (measured) = 0.229 mW/g

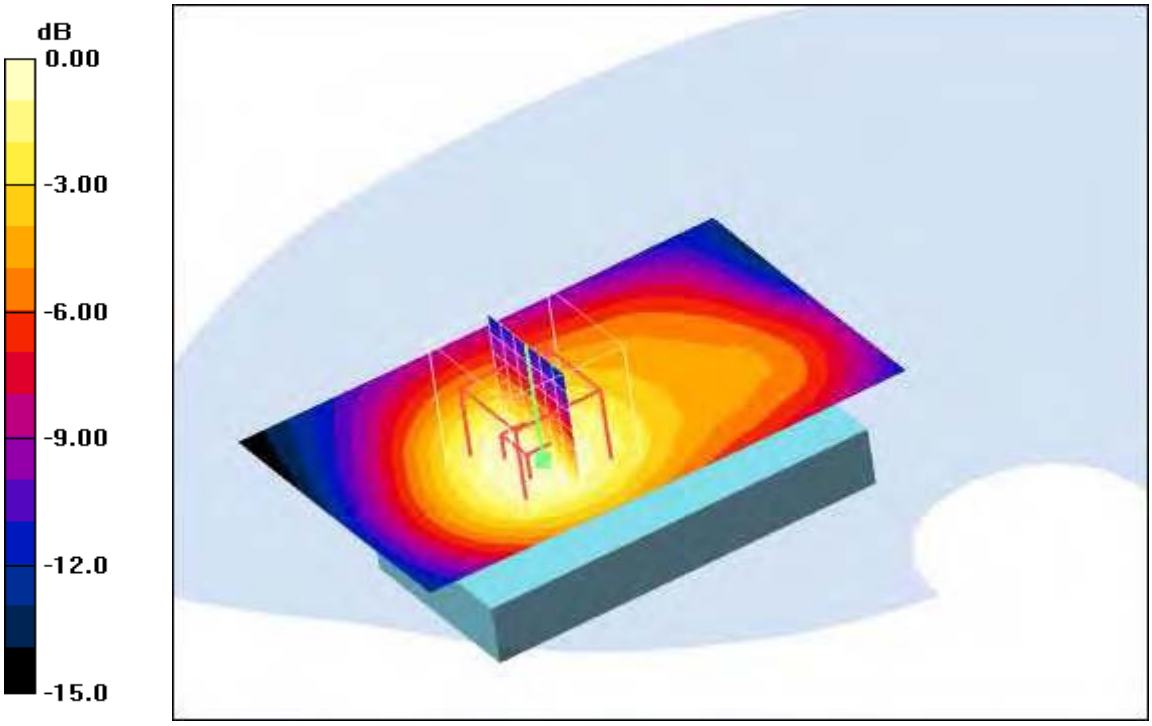

0 dB = 0.229mW/g

Additional information:
position or distance of DUT to SAM (if not standard head positions) : 15 mm
ambient temperature: 23.1°C; liquid temperature: 21.3°C

Date/Time: 2008-08-13 13:23:52Date/Time: 2008-08-13 13:29:48

P1528_OET65-Body-GSM1900 GPRS class 10

DUT: Sony Ericsson; Type: AAD-3352031-; Serial: CB5112N6W4
Communication System: PCS 1900 GPRS class 10; Frequency: 1880 MHz; Duty Cycle: 1:4
Medium: M1900 Medium parameters used: f = 1880 MHz; σ = 1.53 mho/m; ε_r = 52.6; ρ = 1000 kg/m^3
Phantom section: Flat Section
DASY4 Configuration:
- Probe: ET3DV6 - SN1554; ConvF(4.48, 4.48, 4.48); Calibrated: 2008-05-13
- Sensor-Surface: 4mm (Mechanical And Optical Surface Detection)
- Electronics: DAE3 Sn413; Calibrated: 2008-01-18
- Phantom: SAM 12; Type: SAM; Serial: 1043
- Measurement SW: DASY4, V4.5 Build 19; Postprocessing SW: SEMCAD, V1.8 Build 146

Front position - Middle/Area Scan (51x81x1): Measurement grid: dx=15mm, dy=15mm
Maximum value of SAR (interpolated) = 0.274 mW/g

Front position - Middle/Zoom Scan (7x7x7) (7x7x7)/Cube 0: Measurement grid: dx=5mm, dy=5mm, dz=5mm
Reference Value = 13.6 V/m; Power Drift = -0.00 dB
Peak SAR (extrapolated) = 0.406 W/kg
SAR(1 g) = 0.248 mW/g; SAR(10 g) = 0.153 mW/g
Maximum value of SAR (measured) = 0.265 mW/g

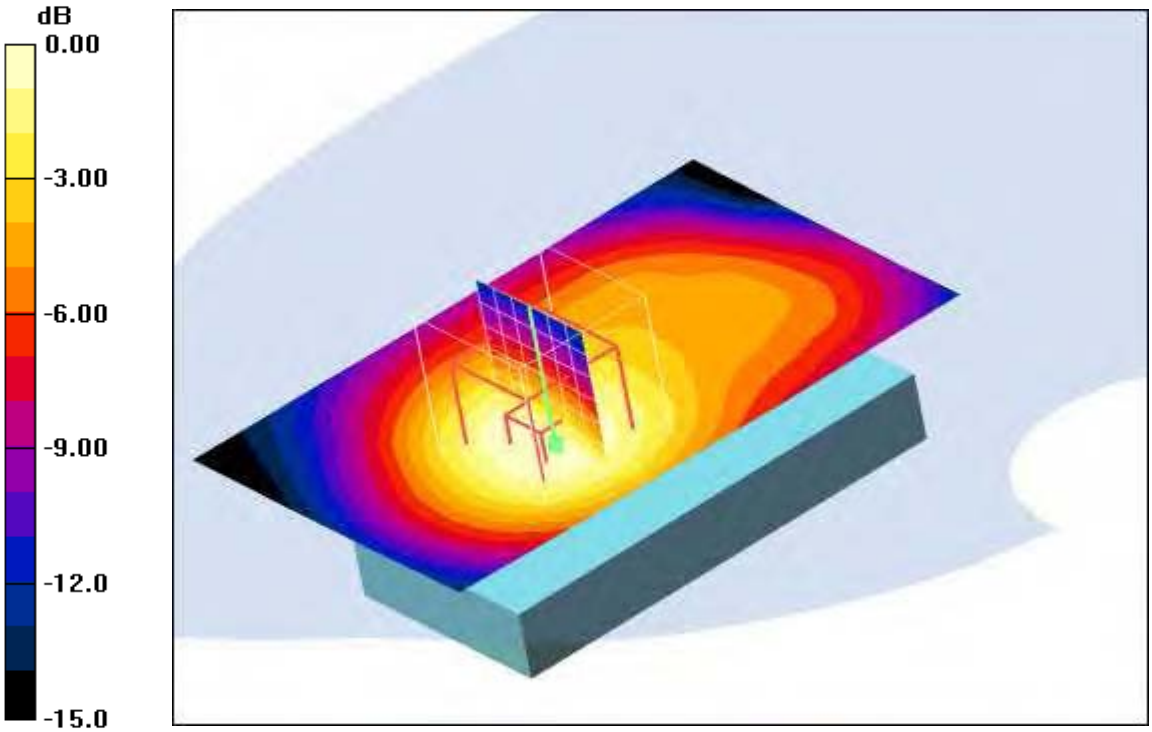

0 dB = 0.265mW/g

Additional information:
position or distance of DUT to SAM (if not standard head positions) : 15 mm
ambient temperature: 23.1°C; liquid temperature: 21.3°C

Date/Time: 2008-08-13 13:43:17Date/Time: 2008-08-13 13:48:45

P1528_OET65-Body-GSM1900 GPRS class 10

DUT: Sony Ericsson; Type: AAD-3352031-; Serial: CB5112N6W4
Communication System: PCS 1900 GPRS class 10; Frequency: 1909.8 MHz; Duty Cycle: 1:4
Medium: M1900 Medium parameters used: f = 1909.8 MHz; σ = 1.53 mho/m; ε_r = 52.6; ρ = 1000 kg/m^3
Phantom section: Flat Section
DASY4 Configuration:
- Probe: ET3DV6 - SN1554; ConvF(4.48, 4.48, 4.48); Calibrated: 2008-05-13
- Sensor-Surface: 4mm (Mechanical And Optical Surface Detection)Sensor-Surface: 4mm (Mechanical Surface Detection)
- Electronics: DAE3 Sn413; Calibrated: 2008-01-18
- Phantom: SAM 12; Type: SAM; Serial: 1043
- Measurement SW: DASY4, V4.5 Build 19; Postprocessing SW: SEMCAD, V1.8 Build 146

Front position - High/Area Scan (51x81x1): Measurement grid: dx=15mm, dy=15mm
Maximum value of SAR (interpolated) = 0.378 mW/g

Front position - High/Zoom Scan (7x7x7) (7x7x7)/Cube 0: Measurement grid: dx=5mm, dy=5mm, dz=5mm
Reference Value = 15.8 V/m; Power Drift = -0.071 dB
Peak SAR (extrapolated) = 0.558 W/kg
SAR(1 g) = 0.335 mW/g; SAR(10 g) = 0.206 mW/g
Maximum value of SAR (measured) = 0.358 mW/g

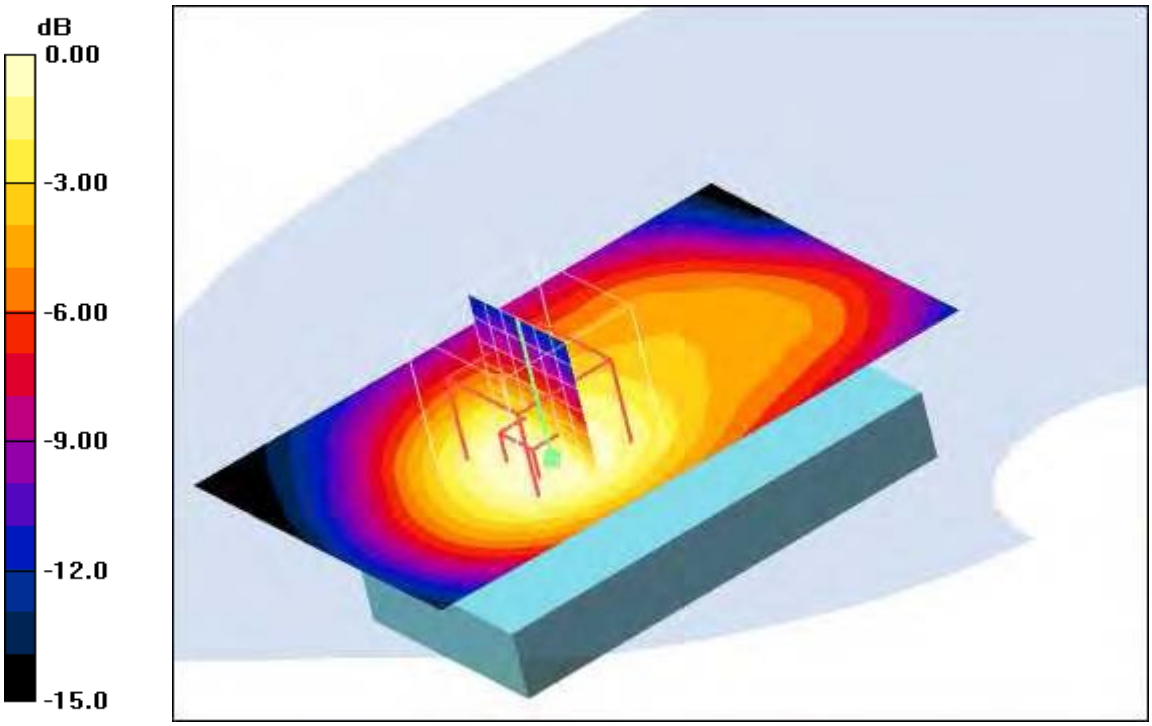

0 dB = 0.358mW/g

Additional information:
position or distance of DUT to SAM (if not standard head positions) : 15 mm
ambient temperature: 23.1°C; liquid temperature: 21.3°C

Date/Time: 2008-08-13 14:46:15Date/Time: 2008-08-13 14:52:00

P1528_OET65-Body-GSM1900 GPRS class 10

DUT: Sony Ericsson; Type: AAD-3352031-; Serial: CB5112N6W4
Communication System: PCS 1900 GPRS class 10; Frequency: 1850.2 MHz; Duty Cycle: 1:4
Medium: M1900 Medium parameters used: f = 1850.2 MHz; σ = 1.53 mho/m; ε_r = 52.6; ρ = 1000 kg/m^3
Phantom section: Flat Section
DASY4 Configuration:
- Probe: ET3DV6 - SN1554; ConvF(4.48, 4.48, 4.48); Calibrated: 2008-05-13
- Sensor-Surface: 4mm (Mechanical And Optical Surface Detection)
- Electronics: DAE3 Sn413; Calibrated: 2008-01-18
- Phantom: SAM 12; Type: SAM; Serial: 1043
- Measurement SW: DASY4, V4.5 Build 19; Postprocessing SW: SEMCAD, V1.8 Build 146

Rear position - Low/Area Scan (51x81x1): Measurement grid: dx=15mm, dy=15mm
Maximum value of SAR (interpolated) = 0.513 mW/g

Rear position - Low/Zoom Scan (7x7x7) (7x7x7)/Cube 0: Measurement grid: dx=5mm, dy=5mm, dz=5mm
Reference Value = 18.1 V/m; Power Drift = 0.039 dB
Peak SAR (extrapolated) = 0.836 W/kg
SAR(1 g) = 0.456 mW/g; SAR(10 g) = 0.255 mW/g
Maximum value of SAR (measured) = 0.490 mW/g

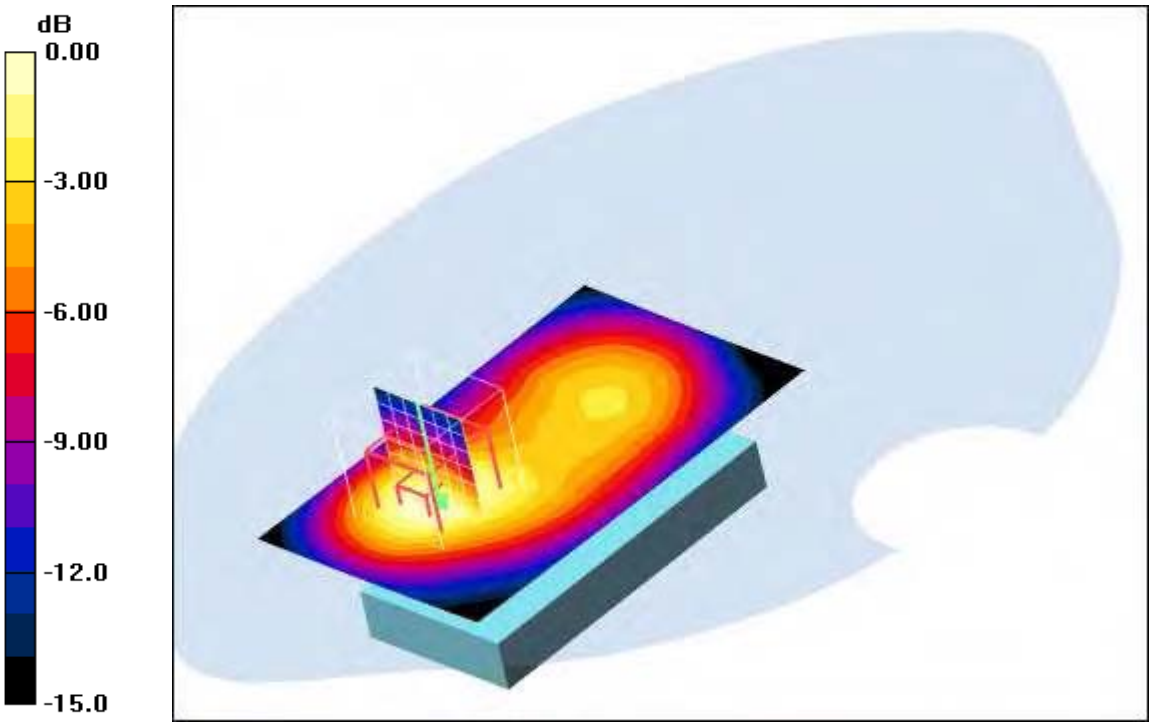

0 dB = 0.490mW/g

Additional information:
position or distance of DUT to SAM (if not standard head positions) : 15 mm
ambient temperature: 23.1°C; liquid temperature: 21.3°C

Date/Time: 2008-08-13 14:25:00Date/Time: 2008-08-13 14:30:35

P1528_OET65-Body-GSM1900 GPRS class 10

DUT: Sony Ericsson; Type: AAD-3352031-; Serial: CB5112N6W4
Communication System: PCS 1900 GPRS class 10; Frequency: 1880 MHz; Duty Cycle: 1:4
Medium: M1900 Medium parameters used: f = 1880 MHz; σ = 1.53 mho/m; ε_r = 52.6; ρ = 1000 kg/m^3
Phantom section: Flat Section
DASY4 Configuration:
- Probe: ET3DV6 - SN1554; ConvF(4.48, 4.48, 4.48); Calibrated: 2008-05-13
- Sensor-Surface: 4mm (Mechanical And Optical Surface Detection)
- Electronics: DAE3 Sn413; Calibrated: 2008-01-18
- Phantom: SAM 12; Type: SAM; Serial: 1043
- Measurement SW: DASY4, V4.5 Build 19; Postprocessing SW: SEMCAD, V1.8 Build 146

Rear position - Middle/Area Scan (51x81x1): Measurement grid: dx=15mm, dy=15mm
Maximum value of SAR (interpolated) = 0.603 mW/g

Rear position - Middle/Zoom Scan (7x7x7) (7x7x7)/Cube 0: Measurement grid: dx=5mm, dy=5mm, dz=5mm
Reference Value = 19.8 V/m; Power Drift = -0.020 dB
Peak SAR (extrapolated) = 1.02 W/kg
SAR(1 g) = 0.545 mW/g; SAR(10 g) = 0.299 mW/g
Maximum value of SAR (measured) = 0.593 mW/g

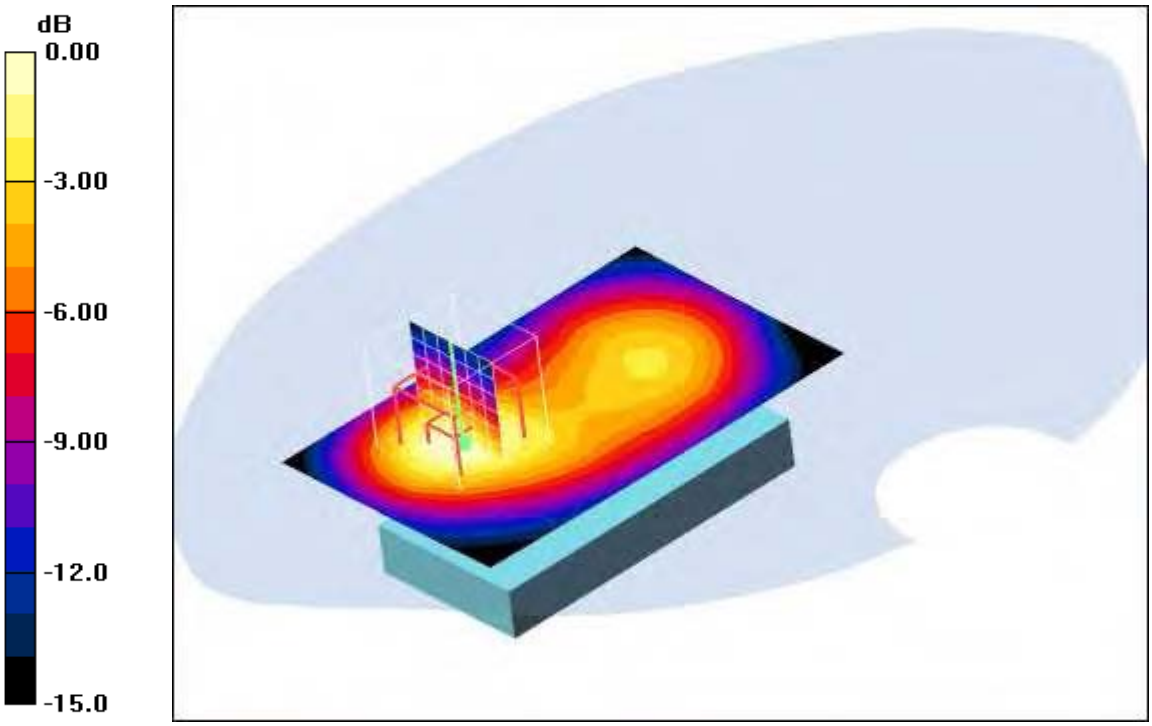

0 dB = 0.593mW/g

Additional information:
position or distance of DUT to SAM (if not standard head positions) : 15 mm
ambient temperature: 23.1°C; liquid temperature: 21.3°C

Date/Time: 2008-08-13 14:04:25Date/Time: 2008-08-13 14:09:59

P1528_OET65-Body-GSM1900 GPRS class 10

DUT: Sony Ericsson; Type: AAD-3352031-; Serial: CB5112N6W4
Communication System: PCS 1900 GPRS class 10; Frequency: 1909.8 MHz; Duty Cycle: 1:4
Medium: M1900 Medium parameters used: f = 1909.8 MHz; σ = 1.53 mho/m; ε_r = 52.6; ρ = 1000 kg/m^3
Phantom section: Flat Section
DASY4 Configuration:
- Probe: ET3DV6 - SN1554; ConvF(4.48, 4.48, 4.48); Calibrated: 2008-05-13
- Sensor-Surface: 4mm (Mechanical And Optical Surface Detection)Sensor-Surface: 4mm (Mechanical Surface Detection)
- Electronics: DAE3 Sn413; Calibrated: 2008-01-18
- Phantom: SAM 12; Type: SAM; Serial: 1043
- Measurement SW: DASY4, V4.5 Build 19; Postprocessing SW: SEMCAD, V1.8 Build 146

Rear position - High/Area Scan (51x81x1): Measurement grid: dx=15mm, dy=15mm
Maximum value of SAR (interpolated) = 0.873 mW/g

Rear position - High/Zoom Scan (7x7x7) (7x7x7)/Cube 0: Measurement grid: dx=5mm, dy=5mm, dz=5mm
Reference Value = 23.6 V/m; Power Drift = 0.018 dB
Peak SAR (extrapolated) = 1.46 W/kg
SAR(1 g) = 0.766 mW/g; SAR(10 g) = 0.417 mW/g
Maximum value of SAR (measured) = 0.827 mW/g

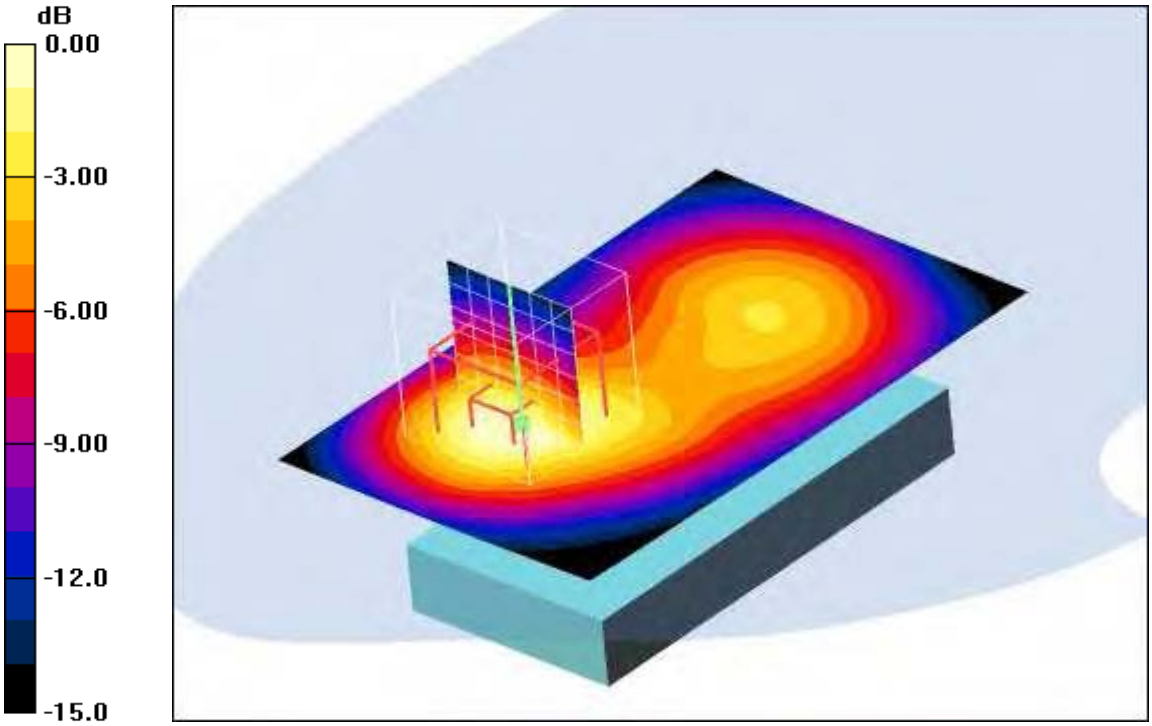

0 dB = 0.827mW/g

Additional information:
position or distance of DUT to SAM (if not standard head positions) : 15 mm
ambient temperature: 23.1°C; liquid temperature: 21.3°C

Date/Time: 2008-08-13 15:29:29Date/Time: 2008-08-13 15:34:55

P1528_OET65-Body-GSM1900 EGPRS class 10

DUT: Sony Ericsson; Type: AAD-3352031-; Serial: CB5112N6W4

Communication System: PCS 1900 EGPRS class 10; Frequency: 1909.8 MHz; Duty Cycle: 1:4
Medium: M1900 Medium parameters used: f = 1909.8 MHz; σ = 1.53 mho/m; ε_r = 52.6; ρ = 1000 kg/m^3
Phantom section: Flat Section
DASY4 Configuration:
- Probe: ET3DV6 - SN1554; ConvF(4.48, 4.48, 4.48); Calibrated: 2008-05-13
- Sensor-Surface: 4mm (Mechanical And Optical Surface Detection)Sensor-Surface: 4mm (Mechanical Surface Detection)
- Electronics: DAE3 Sn413; Calibrated: 2008-01-18
- Phantom: SAM 12; Type: SAM; Serial: 1043
- Measurement SW: DASY4, V4.5 Build 19; Postprocessing SW: SEMCAD, V1.8 Build 146

Rear position - High/Area Scan (51x81x1): Measurement grid: dx=15mm, dy=15mm
Maximum value of SAR (interpolated) = 0.354 mW/g

Rear position - High/Zoom Scan (7x7x7) (7x7x7)/Cube 0: Measurement grid: dx=5mm, dy=5mm, dz=5mm
Reference Value = 15.1 V/m; Power Drift = -0.00 dB
Peak SAR (extrapolated) = 0.583 W/kg
SAR(1 g) = 0.309 mW/g; SAR(10 g) = 0.169 mW/g
Maximum value of SAR (measured) = 0.335 mW/g

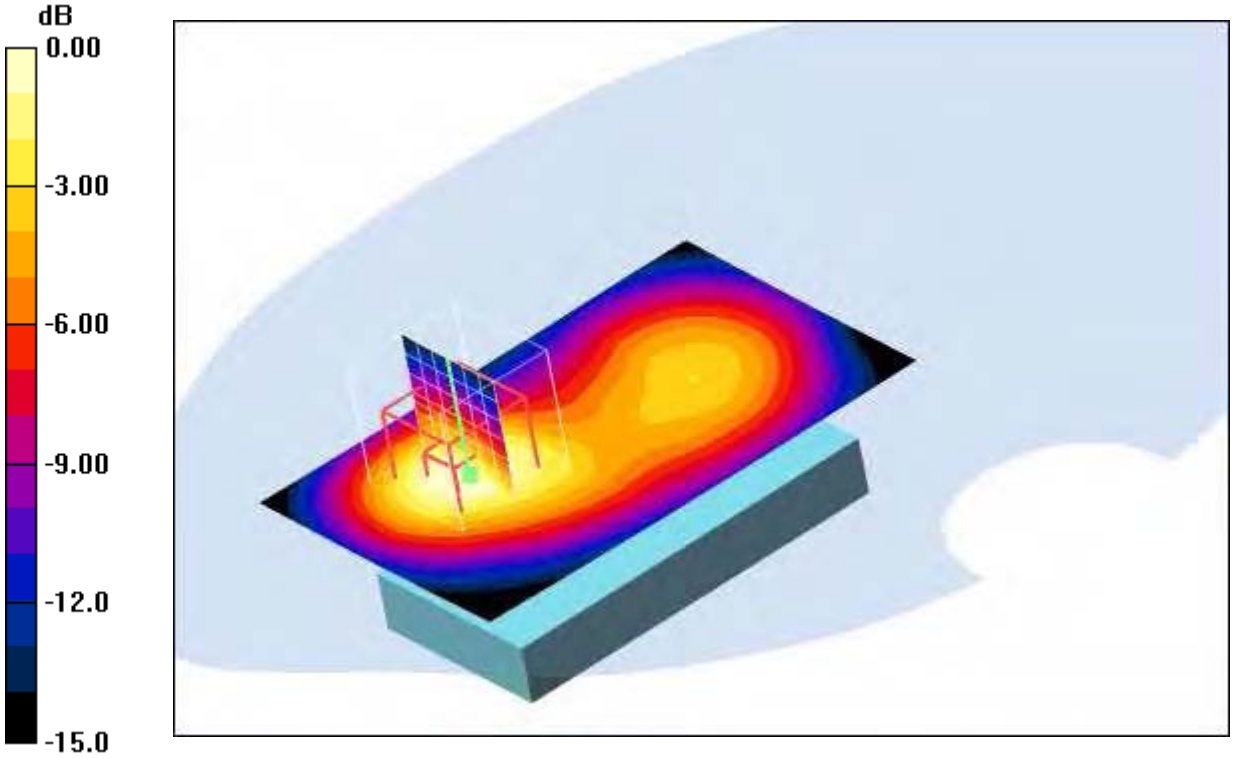

0 dB = 0.335mW/g

Additional information:
position or distance of DUT to SAM (if not standard head positions) : 15 mm
ambient temperature: 23.1°C; liquid temperature: 21.3°C

Date/Time: 2008-08-13 15:08:34Date/Time: 2008-08-13 15:14:02

P1528_OET65-Body-GSM1900 GPRS class 8

DUT: Sony Ericsson; Type: AAD-3352031-; Serial: CB5112N6W4
Communication System: PCS 1900 GPRS class 8; Frequency: 1909.8 MHz; Duty Cycle: 1:8
Medium: M1900 Medium parameters used: f = 1909.8 MHz; σ = 1.53 mho/m; ε_r = 52.6; ρ = 1000 kg/m^3
Phantom section: Flat Section
DASY4 Configuration:
- Probe: ET3DV6 - SN1554; ConvF(4.48, 4.48, 4.48); Calibrated: 2008-05-13
- Sensor-Surface: 4mm (Mechanical And Optical Surface Detection)Sensor-Surface: 4mm (Mechanical Surface Detection)
- Electronics: DAE3 Sn413; Calibrated: 2008-01-18
- Phantom: SAM 12; Type: SAM; Serial: 1043
- Measurement SW: DASY4, V4.5 Build 19; Postprocessing SW: SEMCAD, V1.8 Build 146

Rear position - High/Area Scan (51x81x1): Measurement grid: dx=15mm, dy=15mm
Maximum value of SAR (interpolated) = 0.539 mW/g

Rear position - High/Zoom Scan (7x7x7) (7x7x7)/Cube 0: Measurement grid: dx=5mm, dy=5mm, dz=5mm
Reference Value = 18.7 V/m; Power Drift = -0.029 dB
Peak SAR (extrapolated) = 0.884 W/kg
SAR(1 g) = 0.472 mW/g; SAR(10 g) = 0.257 mW/g
Maximum value of SAR (measured) = 0.511 mW/g

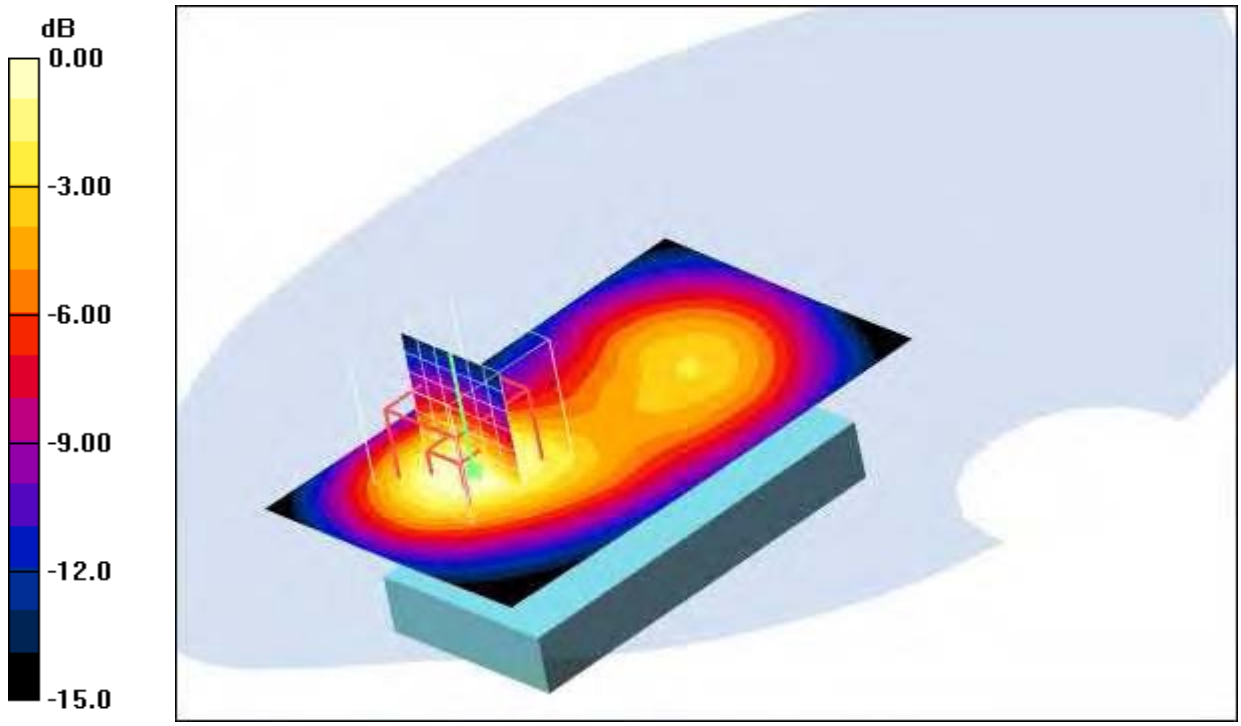

0 dB = 0.511mW/g

Additional information:
position or distance of DUT to SAM (if not standard head positions) : 15 mm
ambient temperature: 23.1°C; liquid temperature: 21.3°C

Annex 2.5 WLAN 2450 MHz head

Date/Time: 2008-08-20 09:37:42Date/Time: 2008-08-20 09:44:42

P1528_OET65-LeftHandSide-WLAN

DUT: Sony Ericsson; Type: AAD-3352031-; Serial: CB5112X2VF
Communication System: WLAN 2450 US; Frequency: 2412 MHz; Duty Cycle: 1:1
Data rate: 1 Mbps; Modulation: DSSS; Output power: 17 dBm
Medium: HSL2450 Medium parameters used (interpolated): f = 2412 MHz; σ = 1.85 mho/m; ε_r = 38.3; ρ = 1000 kg/m^3
Phantom section: Left Section
DASY4 Configuration:
- Probe: ET3DV6 - SN1559; ConvF(4.56, 4.56, 4.56); Calibrated: 2008-01-23
- Sensor-Surface: 4mm (Mechanical And Optical Surface Detection)
- Electronics: DAE3 Sn413; Calibrated: 2008-01-18
- Phantom: SAM 12; Type: SAM; Serial: 1043
- Measurement SW: DASY4, V4.5 Build 19; Postprocessing SW: SEMCAD, V1.8 Build 146

Touch position - Low/Area Scan (51x71x1): Measurement grid: dx=15mm, dy=15mm

Maximum value of SAR (interpolated) = 0.040 mW/g

Touch position - Low/Zoom Scan (7x7x7) (7x7x7)/Cube 0: Measurement grid: dx=5mm, dy=5mm, dz=5mm

Reference Value = 4.58 V/m; Power Drift = -0.107 dB
Peak SAR (extrapolated) = 0.061 W/kg
SAR(1 g) = 0.034 mW/g; SAR(10 g) = 0.019 mW/g
Maximum value of SAR (measured) = 0.037 mW/g

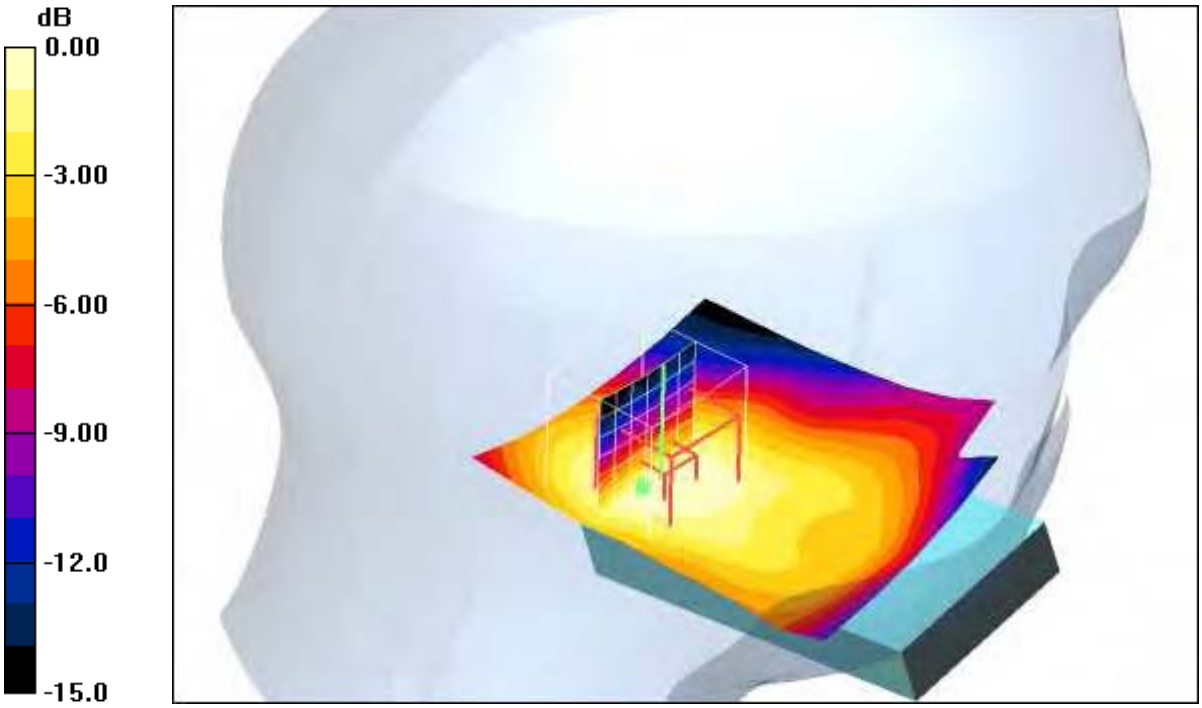

0 dB = 0.037mW/g

Additional information:
position or distance of DUT to SAM (if not standard head positions) :
ambient temperature: 22.6°C; liquid temperature: 21.7°C

Date/Time: 2008-08-20 15:59:57Date/Time: 2008-08-20 16:05:30Date/Time: 2008-08-20 16:16:58

P1528_OET65-LeftHandSide-WLAN

DUT: Sony Ericsson; Type: AAD-3352031-; Serial: CB5112X2VF
Communication System: WLAN 2450 US; Frequency: 2437 MHz; Duty Cycle: 1:1
Data rate: 1 Mbps; Modulation: DSSS; Output power: 17 dBm
Medium: HSL2450 Medium parameters used (interpolated): f = 2437 MHz; σ = 1.85 mho/m; ε_r = 38.3; ρ = 1000 kg/m^3
Phantom section: Left Section
DASY4 Configuration:
- Probe: ET3DV6 - SN1559; ConvF(4.56, 4.56, 4.56); Calibrated: 2008-01-23
- Sensor-Surface: 4mm (Mechanical Surface Detection)
- Electronics: DAE3 Sn413; Calibrated: 2008-01-18
- Phantom: SAM 12; Type: SAM; Serial: 1043
- Measurement SW: DASY4, V4.5 Build 19; Postprocessing SW: SEMCAD, V1.8 Build 146

Touch position - Middle/Area Scan (51x71x1): Measurement grid: dx=15mm, dy=15mm
Maximum value of SAR (interpolated) = 0.030 mW/g

Touch position - Middle/Zoom Scan (7x7x7) (7x7x7)/Cube 0: Measurement grid: dx=5mm, dy=5mm, dz=5mm
Reference Value = 3.89 V/m; Power Drift = 0.171 dB
Peak SAR (extrapolated) = 0.048 W/kg
SAR(1 g) = 0.025 mW/g; SAR(10 g) = 0.014 mW/g
Maximum value of SAR (measured) = 0.028 mW/g

Touch position - Middle/Zoom Scan (7x7x7) (7x7x7)/Cube 1: Measurement grid: dx=5mm, dy=5mm, dz=5mm
Reference Value = 3.89 V/m; Power Drift = 0.171 dB
Peak SAR (extrapolated) = 0.034 W/kg
SAR(1 g) = 0.017 mW/g; SAR(10 g) = 0.00922 mW/g
Maximum value of SAR (measured) = 0.022 mW/g



0 dB = 0.022mW/g

Additional information:
position or distance of DUT to SAM (if not standard head positions) :
ambient temperature: 22.9°C; liquid temperature: 21.6°C

Date/Time: 2008-08-20 17:52:49Date/Time: 2008-08-20 17:58:27Date/Time: 2008-08-20 18:10:12

P1528_OET65-LeftHandSide-WLAN

DUT: Sony Ericsson; Type: AAD-3352031-; Serial: CB5112X2VF
Communication System: WLAN 2450 US; Frequency: 2462 MHz; Duty Cycle: 1:1
Data rate: 1 Mbps; Modulation: DSSS; Output power: 17 dBm
Medium: HSL2450 Medium parameters used (interpolated): f = 2462 MHz; σ = 1.85 mho/m; ε_r = 38.3; ρ = 1000 kg/m^3
Phantom section: Left Section
DASY4 Configuration:
- Probe: ET3DV6 - SN1559; ConvF(4.56, 4.56, 4.56); Calibrated: 2008-01-23
- Sensor-Surface: 4mm (Mechanical Surface Detection)
- Electronics: DAE3 Sn413; Calibrated: 2008-01-18
- Phantom: SAM 12; Type: SAM; Serial: 1043
- Measurement SW: DASY4, V4.5 Build 19; Postprocessing SW: SEMCAD, V1.8 Build 146

Touch position - High/Area Scan (51x71x1): Measurement grid: dx=15mm, dy=15mm

Maximum value of SAR (interpolated) = 0.030 mW/g

Touch position - High/Zoom Scan (7x7x7) (7x7x7)/Cube 0: Measurement grid: dx=5mm, dy=5mm, dz=5mm

Reference Value = 4.25 V/m; Power Drift = 0.043 dB
Peak SAR (extrapolated) = 0.048 W/kg
SAR(1 g) = 0.028 mW/g; SAR(10 g) = 0.017 mW/g
Maximum value of SAR (measured) = 0.033 mW/g

Touch position - High/Zoom Scan (7x7x7) (7x7x7)/Cube 1: Measurement grid: dx=5mm, dy=5mm, dz=5mm

Reference Value = 4.25 V/m; Power Drift = 0.043 dB
Peak SAR (extrapolated) = 0.054 W/kg
SAR(1 g) = 0.017 mW/g; SAR(10 g) = 0.012 mW/g
Maximum value of SAR (measured) = 0.021 mW/g



0 dB = 0.021mW/g

Additional information:
ambient temperature: 23.0°C; liquid temperature: 21.7°C

Date/Time: 2008-08-20 10:09:53Date/Time: 2008-08-20 10:15:52

P1528_OET65-LeftHandSide-WLAN

DUT: Sony Ericsson; Type: AAD-3352031-; Serial: CB5112X2VF
Communication System: WLAN 2450 US; Frequency: 2412 MHz; Duty Cycle: 1:1
Data rate: 1 Mbps; Modulation: DSSS; Output power: 17 dBm
Medium: HSL2450 Medium parameters used (interpolated): f = 2412 MHz; σ = 1.85 mho/m; ε_r = 38.3; ρ = 1000 kg/m^3
Phantom section: Left Section
DASY4 Configuration:
- Probe: ET3DV6 - SN1559; ConvF(4.56, 4.56, 4.56); Calibrated: 2008-01-23
- Sensor-Surface: 4mm (Mechanical Surface Detection)
- Electronics: DAE3 Sn413; Calibrated: 2008-01-18
- Phantom: SAM 12; Type: SAM; Serial: 1043
- Measurement SW: DASY4, V4.5 Build 19; Postprocessing SW: SEMCAD, V1.8 Build 146

Tilt position - Low/Area Scan (51x81x1): Measurement grid: dx=15mm, dy=15mm
Maximum value of SAR (interpolated) = 0.030 mW/g

Tilt position - Low/Zoom Scan (7x7x7) (7x7x7)/Cube 0: Measurement grid: dx=5mm, dy=5mm, dz=5mm
Reference Value = 4.13 V/m; Power Drift = 0.146 dB
Peak SAR (extrapolated) = 0.049 W/kg
SAR(1 g) = 0.027 mW/g; SAR(10 g) = 0.015 mW/g
Maximum value of SAR (measured) = 0.029 mW/g

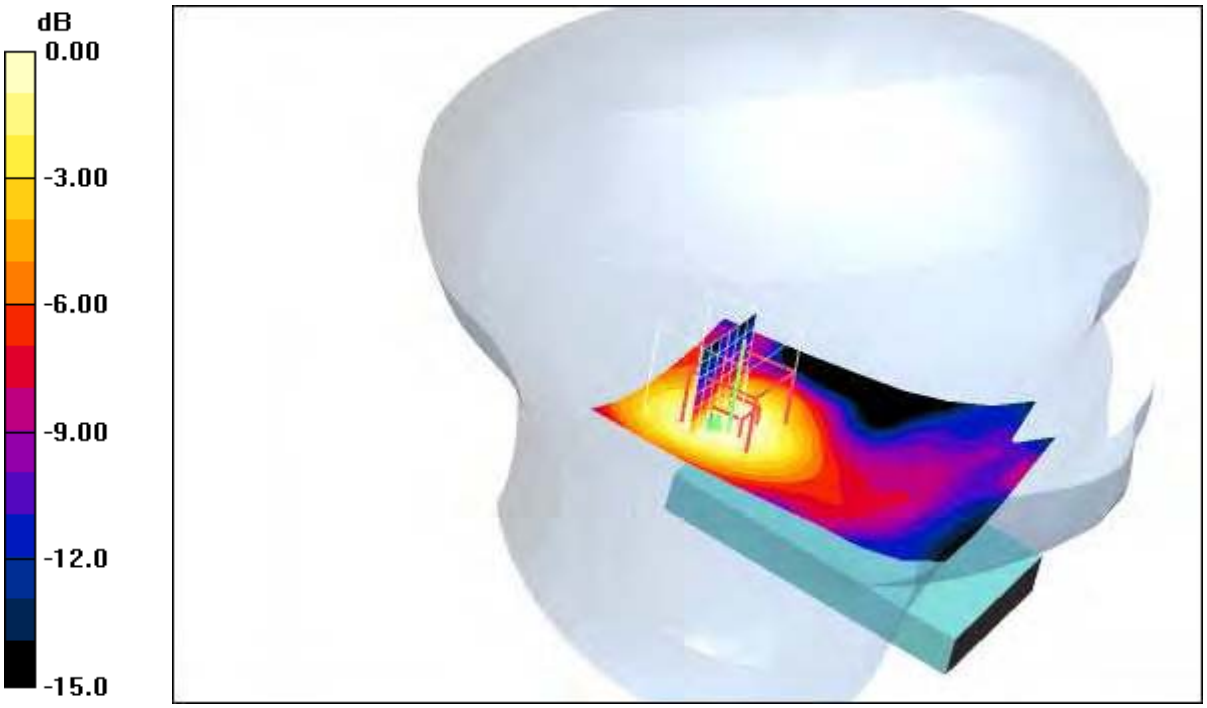

0 dB = 0.029mW/g

Additional information:
position or distance of DUT to SAM (if not standard head positions) :
ambient temperature: 22.6°C; liquid temperature: 21.7°C

Date/Time: 2008-08-20 16:37:09Date/Time: 2008-08-20 16:43:13

P1528_OET65-LeftHandSide-WLAN

DUT: Sony Ericsson; Type: AAD-3352031-; Serial: CB5112X2VF
Communication System: WLAN 2450 US; Frequency: 2437 MHz; Duty Cycle: 1:1
Data rate: 1 Mbps; Modulation: DSSS; Output power: 17 dBm
Medium: HSL2450 Medium parameters used (interpolated): f = 2437 MHz; σ = 1.85 mho/m; ε_r = 38.3; ρ = 1000 kg/m^3
Phantom section: Left Section
DASY4 Configuration:
- Probe: ET3DV6 - SN1559; ConvF(4.56, 4.56, 4.56); Calibrated: 2008-01-23
- Sensor-Surface: 4mm (Mechanical Surface Detection)
- Electronics: DAE3 Sn413; Calibrated: 2008-01-18
- Phantom: SAM 12; Type: SAM; Serial: 1043
- Measurement SW: DASY4, V4.5 Build 19; Postprocessing SW: SEMCAD, V1.8 Build 146

Tilt position - Middle/Area Scan (51x81x1): Measurement grid: dx=15mm, dy=15mm

Maximum value of SAR (interpolated) = 0.025 mW/g

Tilt position - Middle/Zoom Scan (7x7x7) (7x7x7)/Cube 0: Measurement grid: dx=5mm, dy=5mm, dz=5mm

Reference Value = 3.48 V/m; Power Drift = 0.182 dB
Peak SAR (extrapolated) = 0.047 W/kg
SAR(1 g) = 0.025 mW/g; SAR(10 g) = 0.014 mW/g
Maximum value of SAR (measured) = 0.028 mW/g

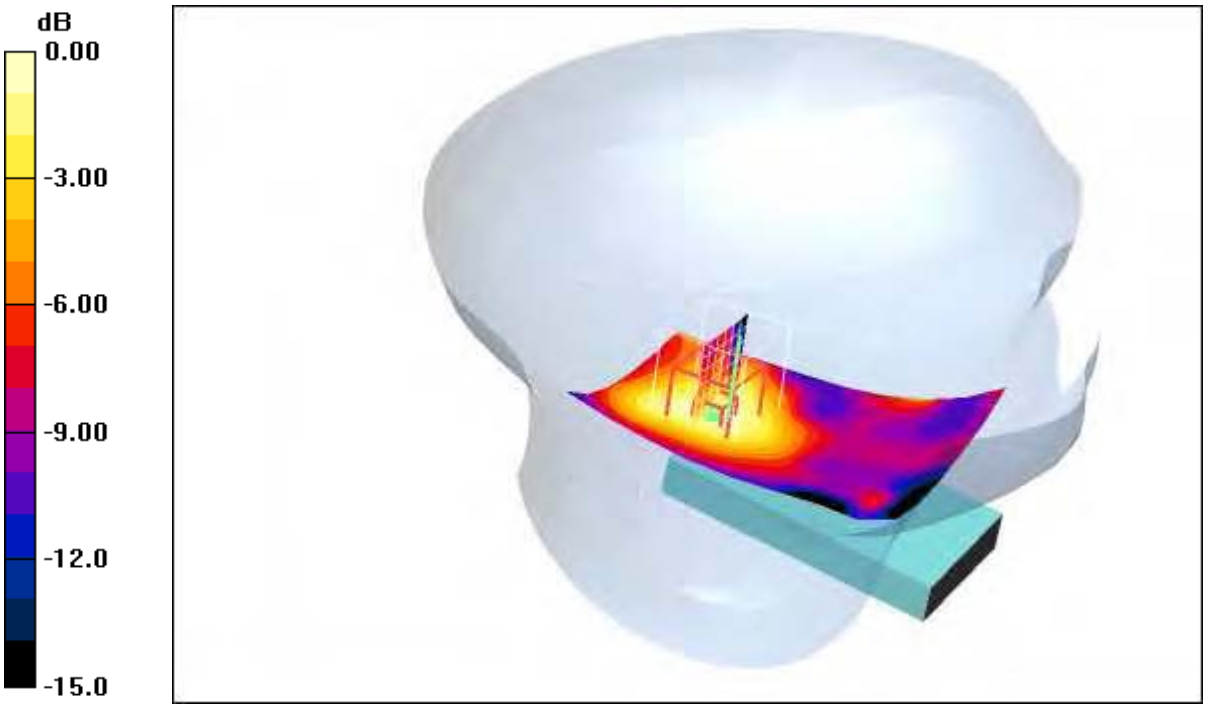

0 dB = 0.028mW/g

Additional information:
position or distance of DUT to SAM (if not standard head positions) :
ambient temperature: 22.9°C; liquid temperature: 21.6°C

Date/Time: 2008-08-20 16:59:15Date/Time: 2008-08-20 17:05:28Date/Time: 2008-08-20 17:17:58

P1528_OET65-LeftHandSide-WLAN

DUT: Sony Ericsson; Type: AAD-3352031-; Serial: CB5112X2VF
Communication System: WLAN 2450 US; Frequency: 2462 MHz; Duty Cycle: 1:1
Data rate: 1 Mbps; Modulation: DSSS; Output power: 17 dBm
Medium: HSL2450 Medium parameters used (interpolated): f = 2462 MHz; σ = 1.85 mho/m; ε_r = 38.3; ρ = 1000 kg/m^3
Phantom section: Left Section
DASY4 Configuration:
- Probe: ET3DV6 - SN1559; ConvF(4.56, 4.56, 4.56); Calibrated: 2008-01-23
- Sensor-Surface: 4mm (Mechanical Surface Detection)
- Electronics: DAE3 Sn413; Calibrated: 2008-01-18
- Phantom: SAM 12; Type: SAM; Serial: 1043
- Measurement SW: DASY4, V4.5 Build 19; Postprocessing SW: SEMCAD, V1.8 Build 146

Tilt position - High/Area Scan (51x81x1): Measurement grid: dx=15mm, dy=15mm
Maximum value of SAR (interpolated) = 0.023 mW/g

Tilt position - High/Zoom Scan (7x7x7) (7x7x7)/Cube 0: Measurement grid: dx=5mm, dy=5mm, dz=5mm
Reference Value = 3.05 V/m; Power Drift = 0.042 dB
Peak SAR (extrapolated) = 0.040 W/kg
SAR(1 g) = 0.022 mW/g; SAR(10 g) = 0.012 mW/g
Maximum value of SAR (measured) = 0.025 mW/g

Tilt position - High/Zoom Scan (7x7x7) (7x7x7)/Cube 1: Measurement grid: dx=5mm, dy=5mm, dz=5mm
Reference Value = 3.05 V/m; Power Drift = 0.042 dB
Peak SAR (extrapolated) = 0.039 W/kg
SAR(1 g) = 0.020 mW/g; SAR(10 g) = 0.012 mW/g
Maximum value of SAR (measured) = 0.027 mW/g



0 dB = 0.027mW/g

Additional information:
ambient temperature: 23.0°C; liquid temperature: 21.7°C

Date/Time: 2008-08-20 12:12:59Date/Time: 2008-08-20 12:19:20

P1528_OET65-RightHandSide-WLAN

DUT: Sony Ericsson; Type: AAD-3352031-; Serial: CB5112X2VF
Communication System: WLAN 2450 US; Frequency: 2412 MHz; Duty Cycle: 1:1
Data rate: 1 Mbps; Modulation: DSSS; Output power: 17 dBm
Medium: HSL2450 Medium parameters used (interpolated): f = 2412 MHz; σ = 1.85 mho/m; ε_r = 38.3; ρ = 1000 kg/m^3
Phantom section: Right Section
DASY4 Configuration:
- Probe: ET3DV6 - SN1559; ConvF(4.56, 4.56, 4.56); Calibrated: 2008-01-23
- Sensor-Surface: 4mm (Mechanical Surface Detection)
- Electronics: DAE3 Sn413; Calibrated: 2008-01-18
- Phantom: SAM 12; Type: SAM; Serial: 1043
- Measurement SW: DASY4, V4.5 Build 19; Postprocessing SW: SEMCAD, V1.8 Build 146

Touch position - Low/Area Scan (51x71x1): Measurement grid: dx=15mm, dy=15mm

Maximum value of SAR (interpolated) = 0.060 mW/g

Touch position - Low/Zoom Scan (7x7x7) (7x7x7)/Cube 0: Measurement grid: dx=5mm, dy=5mm, dz=5mm

Reference Value = 5.91 V/m; Power Drift = 0.193 dB
Peak SAR (extrapolated) = 0.105 W/kg
SAR(1 g) = 0.054 mW/g; SAR(10 g) = 0.028 mW/g
Maximum value of SAR (measured) = 0.060 mW/g

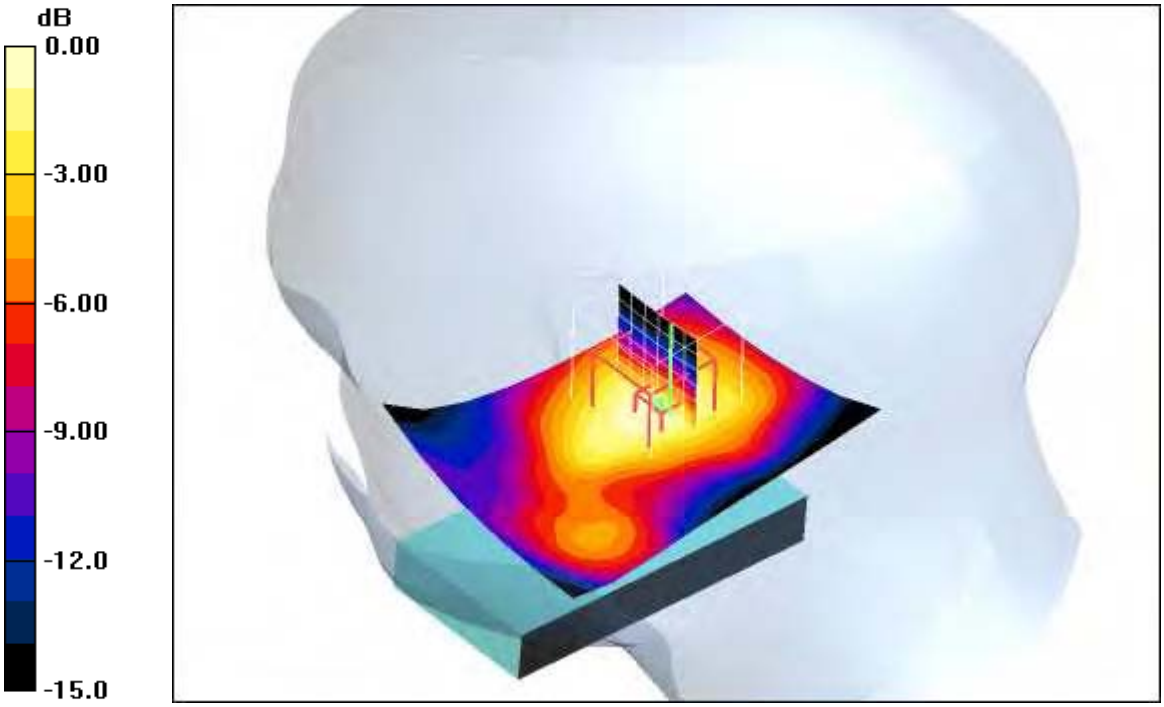

0 dB = 0.060mW/g

Additional information:
position or distance of DUT to SAM (if not standard head positions) :
ambient temperature: 22.6°C; liquid temperature: 21.7°C

Date/Time: 2008-08-20 13:25:14Date/Time: 2008-08-20 13:30:41

P1528_OET65-RightHandSide-WLAN

DUT: Sony Ericsson; Type: AAD-3352031-; Serial: CB5112X2VF
Communication System: WLAN 2450 US; Frequency: 2437 MHz; Duty Cycle: 1:1
Data rate: 1 Mbps; Modulation: DSSS; Output power: 17 dBm
Medium: HSL2450 Medium parameters used (interpolated): f = 2437 MHz; σ = 1.85 mho/m; ε_r = 38.3; ρ = 1000 kg/m^3
Phantom section: Right Section
DASY4 Configuration:
- Probe: ET3DV6 - SN1559; ConvF(4.56, 4.56, 4.56); Calibrated: 2008-01-23
- Sensor-Surface: 4mm (Mechanical Surface Detection)
- Electronics: DAE3 Sn413; Calibrated: 2008-01-18
- Phantom: SAM 12; Type: SAM; Serial: 1043
- Measurement SW: DASY4, V4.5 Build 19; Postprocessing SW: SEMCAD, V1.8 Build 146

Touch position - Middle/Area Scan (51x71x1): Measurement grid: dx=15mm, dy=15mm
Maximum value of SAR (interpolated) = 0.059 mW/g

Touch position - Middle/Zoom Scan (7x7x7) (7x7x7)/Cube 0: Measurement grid: dx=5mm, dy=5mm, dz=5mm
Reference Value = 5.95 V/m; Power Drift = 0.135 dB
Peak SAR (extrapolated) = 0.115 W/kg
SAR(1 g) = 0.056 mW/g; SAR(10 g) = 0.030 mW/g
Maximum value of SAR (measured) = 0.062 mW/g

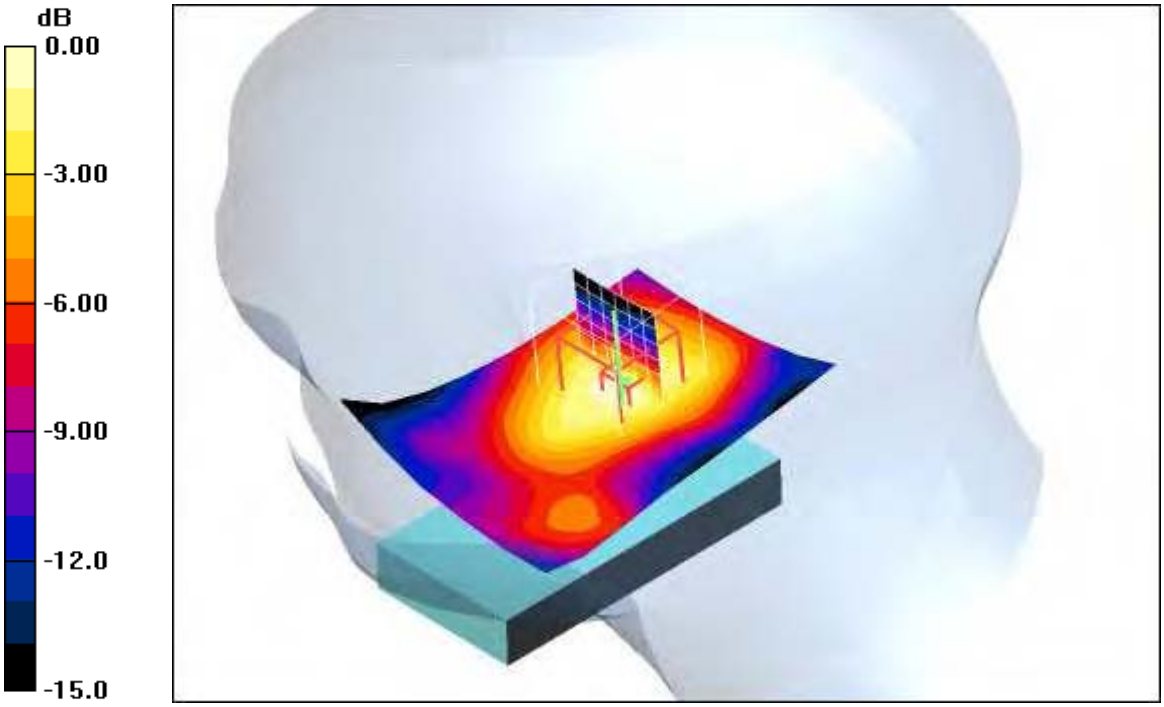

0 dB = 0.062mW/g

Additional information:
position or distance of DUT to SAM (if not standard head positions) :
ambient temperature: 22.6°C; liquid temperature: 21.7°C

Date/Time: 2008-08-20 20:04:06Date/Time: 2008-08-20 20:11:55

P1528_OET65-RightHandSide-WLAN

DUT: Sony Ericsson; Type: AAD-3352031-; Serial: CB5112X2VF
Communication System: WLAN 2450 US; Frequency: 2462 MHz; Duty Cycle: 1:1
Data rate: 1 Mbps; Modulation: DSSS; Output power: 17 dBm
Medium: HSL2450 Medium parameters used (interpolated): f = 2462 MHz; σ = 1.85 mho/m; ε_r = 38.3; ρ = 1000 kg/m^3
Phantom section: Right Section
DASY4 Configuration:
- Probe: ET3DV6 - SN1559; ConvF(4.56, 4.56, 4.56); Calibrated: 2008-01-23
- Sensor-Surface: 4mm (Mechanical Surface Detection)
- Electronics: DAE3 Sn413; Calibrated: 2008-01-18
- Phantom: SAM 12; Type: SAM; Serial: 1043
- Measurement SW: DASY4, V4.5 Build 19; Postprocessing SW: SEMCAD, V1.8 Build 146

Touch position - High/Area Scan (51x71x1): Measurement grid: dx=15mm, dy=15mm

Maximum value of SAR (interpolated) = 0.054 mW/g

Touch position - High/Zoom Scan (7x7x7) (7x7x7)/Cube 0: Measurement grid: dx=5mm, dy=5mm, dz=5mm

Reference Value = 5.30 V/m; Power Drift = -0.063 dB
Peak SAR (extrapolated) = 0.101 W/kg
SAR(1 g) = 0.050 mW/g; SAR(10 g) = 0.026 mW/g

Maximum value of SAR (measured) = 0.059 mW/g

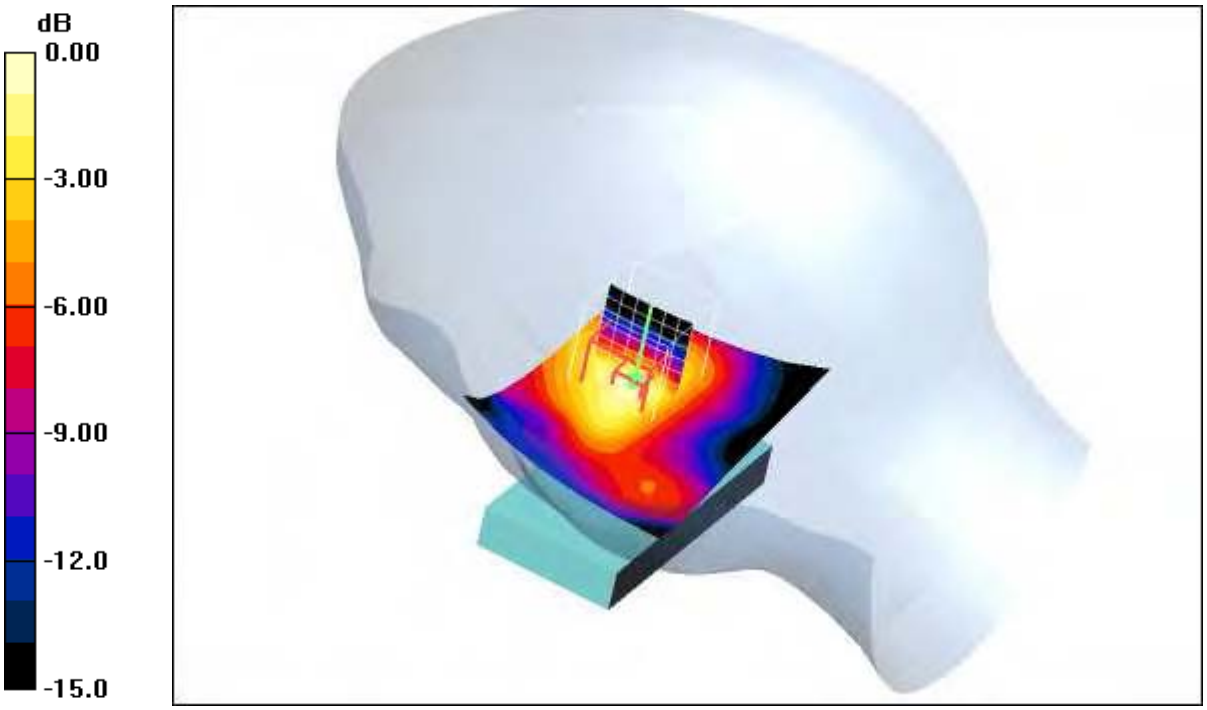

0 dB = 0.059mW/g

Additional information:
position or distance of DUT to SAM (if not standard head positions) :
ambient temperature: 22.6°C; liquid temperature: 21.7°C

Date/Time: 2008-08-20 12:39:51Date/Time: 2008-08-20 12:45:48

P1528_OET65-RightHandSide-WLAN

DUT: Sony Ericsson; Type: AAD-3352031-; Serial: CB5112X2VF
Communication System: WLAN 2450 US; Frequency: 2412 MHz; Duty Cycle: 1:1
Data rate: 1 Mbps; Modulation: DSSS; Output power: 17 dBm
Medium: HSL2450 Medium parameters used (interpolated): f = 2412 MHz; σ = 1.85 mho/m; ε_r = 38.3; ρ = 1000 kg/m^3
Phantom section: Right Section
DASY4 Configuration:
- Probe: ET3DV6 - SN1559; ConvF(4.56, 4.56, 4.56); Calibrated: 2008-01-23
- Sensor-Surface: 4mm (Mechanical Surface Detection)
- Electronics: DAE3 Sn413; Calibrated: 2008-01-18
- Phantom: SAM 12; Type: SAM; Serial: 1043
- Measurement SW: DASY4, V4.5 Build 19; Postprocessing SW: SEMCAD, V1.8 Build 146

Tilt position - Low/Area Scan (51x81x1): Measurement grid: dx=15mm, dy=15mm

Maximum value of SAR (interpolated) = 0.047 mW/g

Tilt position - Low/Zoom Scan (7x7x7) (7x7x7)/Cube 0: Measurement grid: dx=5mm, dy=5mm, dz=5mm

Reference Value = 5.22 V/m; Power Drift = -0.192 dB
Peak SAR (extrapolated) = 0.078 W/kg
SAR(1 g) = 0.042 mW/g; SAR(10 g) = 0.023 mW/g

Maximum value of SAR (measured) = 0.046 mW/g

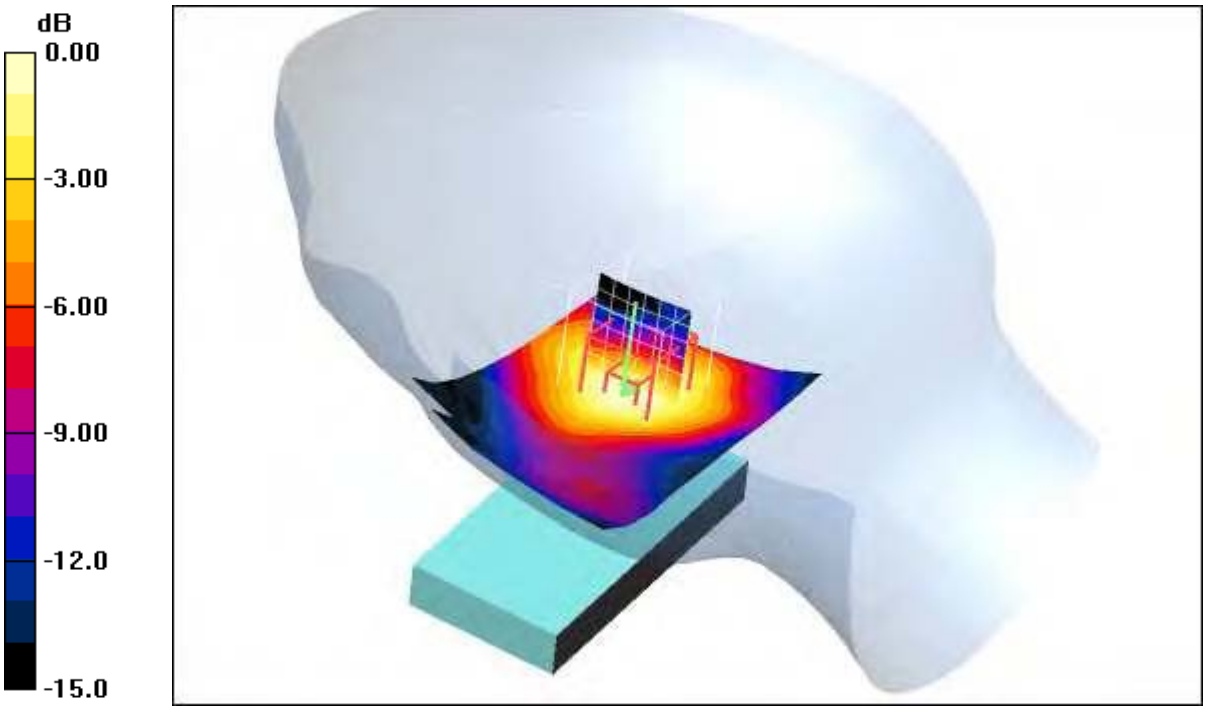

0 dB = 0.046mW/g

Additional information:
position or distance of DUT to SAM (if not standard head positions) :
ambient temperature: 22.6°C; liquid temperature: 21.7°C

Date/Time: 2008-08-20 13:02:38Date/Time: 2008-08-20 13:09:17

P1528_OET65-RightHandSide-WLAN

DUT: Sony Ericsson; Type: AAD-3352031-; Serial: CB5112X2VF
Communication System: WLAN 2450 US; Frequency: 2437 MHz; Duty Cycle: 1:1
Data rate: 1 Mbps; Modulation: DSSS; Output power: 17 dBm
Medium: HSL2450 Medium parameters used (interpolated): f = 2437 MHz; σ = 1.85 mho/m; ε_r = 38.3; ρ = 1000 kg/m^3
Phantom section: Right Section
DASY4 Configuration:
- Probe: ET3DV6 - SN1559; ConvF(4.56, 4.56, 4.56); Calibrated: 2008-01-23
- Sensor-Surface: 4mm (Mechanical Surface Detection)
- Electronics: DAE3 Sn413; Calibrated: 2008-01-18
- Phantom: SAM 12; Type: SAM; Serial: 1043
- Measurement SW: DASY4, V4.5 Build 19; Postprocessing SW: SEMCAD, V1.8 Build 146

Tilt position - Middle/Area Scan (51x81x1): Measurement grid: dx=15mm, dy=15mm

Maximum value of SAR (interpolated) = 0.034 mW/g

Tilt position - Middle/Zoom Scan (7x7x7) (7x7x7)/Cube 0: Measurement grid: dx=5mm, dy=5mm, dz=5mm

Reference Value = 4.42 V/m; Power Drift = 0.132 dB
Peak SAR (extrapolated) = 0.072 W/kg
SAR(1 g) = 0.033 mW/g; SAR(10 g) = 0.018 mW/g

Maximum value of SAR (measured) = 0.035 mW/g

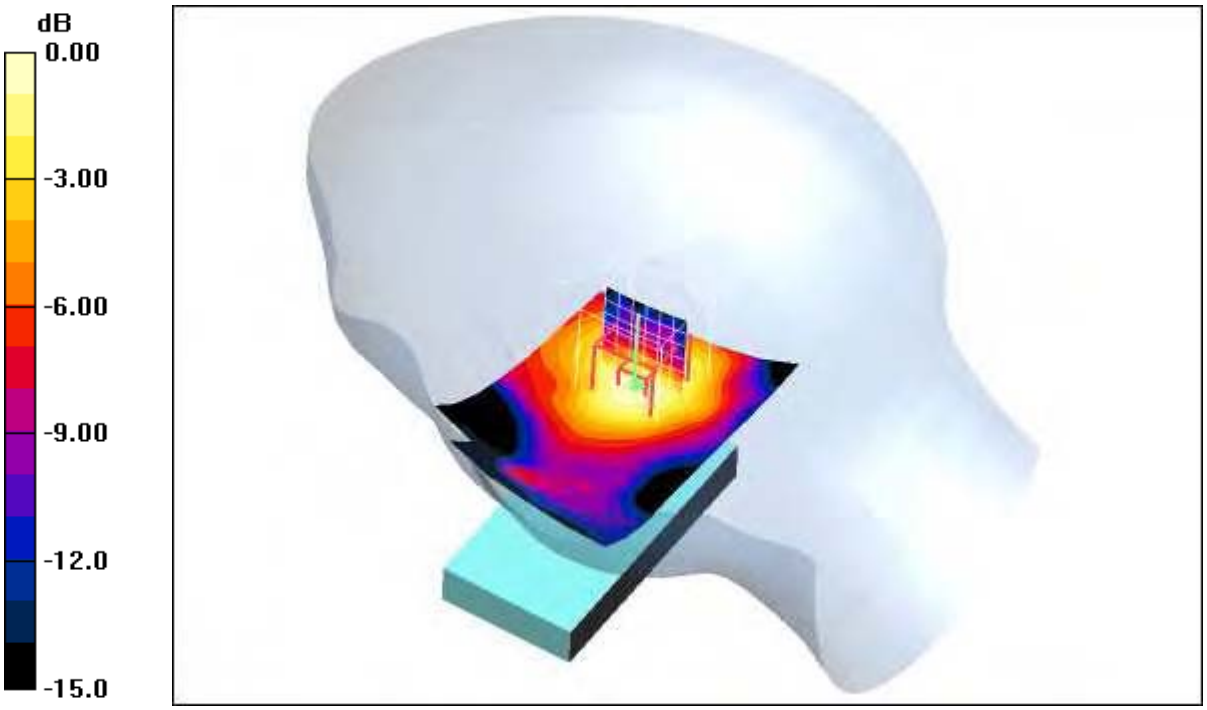

0 dB = 0.035mW/g

Additional information:
position or distance of DUT to SAM (if not standard head positions) :
ambient temperature: 22.7°C; liquid temperature: 21.6°C

Date/Time: 2008-08-20 20:26:52Date/Time: 2008-08-20 20:32:58

P1528_OET65-RightHandSide-WLAN

DUT: Sony Ericsson; Type: AAD-3352031-; Serial: CB5112X2VF
Communication System: WLAN 2450 US; Frequency: 2462 MHz; Duty Cycle: 1:1
Data rate: 1 Mbps; Modulation: DSSS; Output power: 17 dBm
Medium: HSL2450 Medium parameters used (interpolated): f = 2462 MHz; σ = 1.85 mho/m; ε_r = 38.3; ρ = 1000 kg/m^3
Phantom section: Right Section
DASY4 Configuration:
- Probe: ET3DV6 - SN1559; ConvF(4.56, 4.56, 4.56); Calibrated: 2008-01-23
- Sensor-Surface: 4mm (Mechanical Surface Detection)
- Electronics: DAE3 Sn413; Calibrated: 2008-01-18
- Phantom: SAM 12; Type: SAM; Serial: 1043
- Measurement SW: DASY4, V4.5 Build 19; Postprocessing SW: SEMCAD, V1.8 Build 146

Tilt position - High/Area Scan (51x81x1): Measurement grid: dx=15mm, dy=15mm

Maximum value of SAR (interpolated) = 0.033 mW/g

Tilt position - High/Zoom Scan (7x7x7) (7x7x7)/Cube 0: Measurement grid: dx=5mm, dy=5mm, dz=5mm

Reference Value = 4.52 V/m; Power Drift = -0.152 dB
Peak SAR (extrapolated) = 0.060 W/kg
SAR(1 g) = 0.032 mW/g; SAR(10 g) = 0.018 mW/g

Maximum value of SAR (measured) = 0.036 mW/g

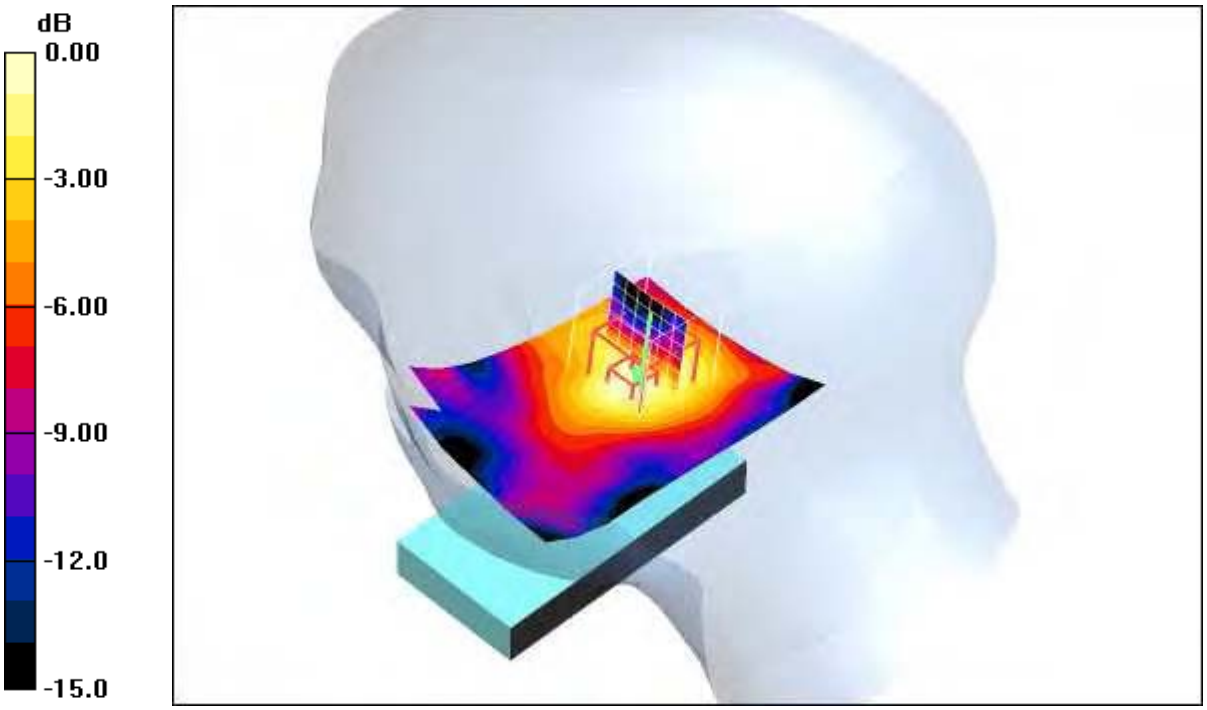

0 dB = 0.036mW/g

Additional information:
position or distance of DUT to SAM (if not standard head positions) :
ambient temperature: 22.7°C; liquid temperature: 21.6°C

Date/Time: 2008-08-20 10:29:26Date/Time: 2008-08-20 10:35:19Date/Time: 2008-08-20 10:46:45

P1528_OET65-LeftHandSide-WLAN-open

DUT: Sony Ericsson; Type: AAD-3352031-; Serial: CB5112X2VF
Communication System: WLAN 2450 US; Frequency: 2412 MHz; Duty Cycle: 1:1
Data rate: 1 Mbps; Modulation: DSSS; Output power: 17 dBm
Medium: HSL2450 Medium parameters used (interpolated): f = 2412 MHz; σ = 1.85 mho/m; ε_r = 38.3; ρ = 1000 kg/m^3
Phantom section: Left Section
DASY4 Configuration:
- Probe: ET3DV6 - SN1559; ConvF(4.56, 4.56, 4.56); Calibrated: 2008-01-23
- Sensor-Surface: 4mm (Mechanical Surface Detection)
- Electronics: DAE3 Sn413; Calibrated: 2008-01-18
- Phantom: SAM 12; Type: SAM; Serial: 1043
- Measurement SW: DASY4, V4.5 Build 19; Postprocessing SW: SEMCAD, V1.8 Build 146

Touch position - Low/Area Scan (51x81x1): Measurement grid: dx=15mm, dy=15mm
Maximum value of SAR (interpolated) = 0.022 mW/g

Touch position - Low/Zoom Scan (7x7x7) (7x7x7)/Cube 0: Measurement grid: dx=5mm, dy=5mm, dz=5mm
Reference Value = 3.54 V/m; Power Drift = 0.082 dB
Peak SAR (extrapolated) = 0.037 W/kg
SAR(1 g) = 0.021 mW/g; SAR(10 g) = 0.012 mW/g
Maximum value of SAR (measured) = 0.027 mW/g

Touch position - Low/Zoom Scan (7x7x7) (7x7x7)/Cube 1: Measurement grid: dx=5mm, dy=5mm, dz=5mm
Reference Value = 3.54 V/m; Power Drift = 0.082 dB
Peak SAR (extrapolated) = 0.037 W/kg
SAR(1 g) = 0.017 mW/g; SAR(10 g) = 0.00842 mW/g
Maximum value of SAR (measured) = 0.022 mW/g

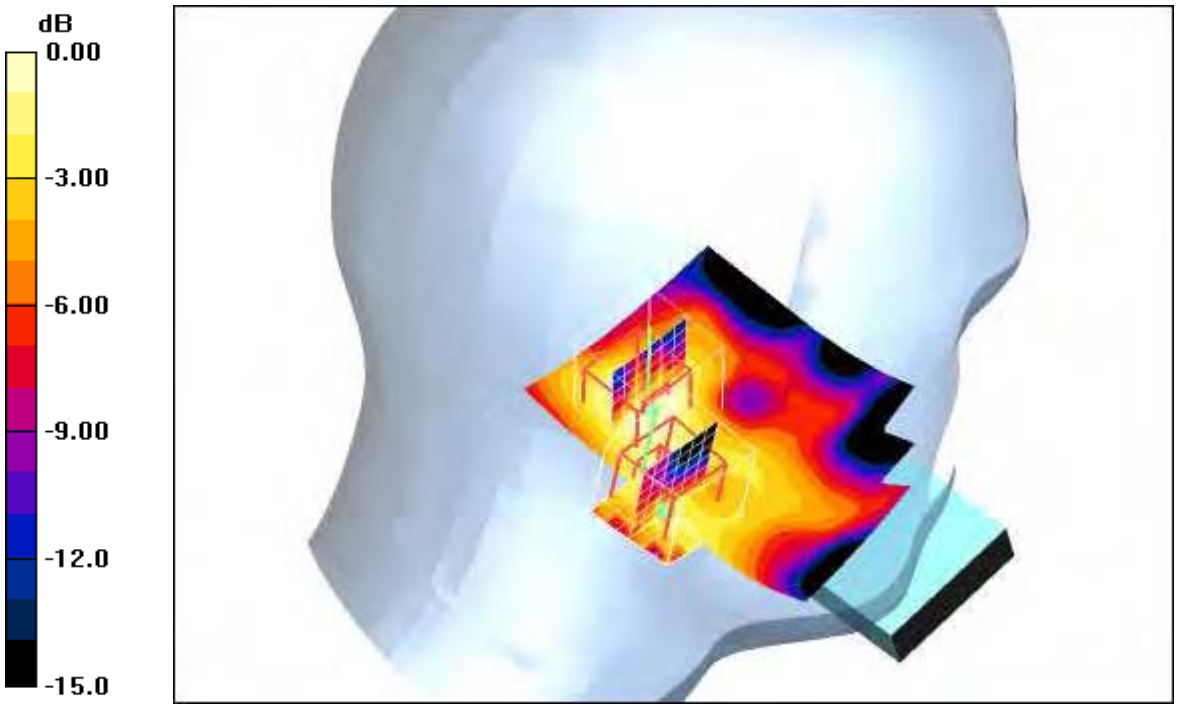

0 dB = 0.022mW/g

Additional information:
position or distance of DUT to SAM (if not standard head positions) :
ambient temperature: 22.6°C; liquid temperature: 21.7°C

Date/Time: 2008-08-20 15:03:08Date/Time: 2008-08-20 15:09:21Date/Time: 2008-08-20 15:20:51
Date/Time: 2008-08-20 15:32:26Date/Time: 2008-08-20 15:43:54

P1528_OET65-LeftHandSide-WLAN-open

DUT: Sony Ericsson; Type: AAD-3352031-; Serial: CB5112X2VF
Communication System: WLAN 2450 US; Frequency: 2437 MHz; Duty Cycle: 1:1
Data rate: 1 Mbps; Modulation: DSSS; Output power: 17 dBm
Medium: HSL2450 Medium parameters used (interpolated): f = 2437 MHz; σ = 1.85 mho/m; ε_r = 38.3; ρ = 1000 kg/m^3
Phantom section: Left Section
DASY4 Configuration:
- Probe: ET3DV6 - SN1559; ConvF(4.56, 4.56, 4.56); Calibrated: 2008-01-23
- Sensor-Surface: 4mm (Mechanical Surface Detection)
- Electronics: DAE3 Sn413; Calibrated: 2008-01-18
- Phantom: SAM 12; Type: SAM; Serial: 1043
- Measurement SW: DASY4, V4.5 Build 19; Postprocessing SW: SEMCAD, V1.8 Build 146

Touch position - Middle/Area Scan (51x81x1): Measurement grid: dx=15mm, dy=15mm
Maximum value of SAR (interpolated) = 0.021 mW/g
Touch position - Middle/Zoom Scan (7x7x7) (7x7x7)/Cube 0: Measurement grid: dx=5mm, dy=5mm, dz=5mm
Reference Value = 2.92 V/m; Power Drift = 0.188 dB
Peak SAR (extrapolated) = 0.036 W/kg
SAR(1 g) = 0.019 mW/g; SAR(10 g) = 0.011 mW/g
Maximum value of SAR (measured) = 0.022 mW/g
Touch position - Middle/Zoom Scan (7x7x7) (7x7x7)/Cube 1: Measurement grid: dx=5mm, dy=5mm, dz=5mm
Reference Value = 2.92 V/m; Power Drift = 0.188 dB
Peak SAR (extrapolated) = 0.038 W/kg
SAR(1 g) = 0.019 mW/g; SAR(10 g) = 0.012 mW/g
Touch position - Middle/Zoom Scan (7x7x7) (7x7x7)/Cube 2: Measurement grid: dx=5mm, dy=5mm, dz=5mm
Reference Value = 2.92 V/m; Power Drift = 0.188 dB
Peak SAR (extrapolated) = 0.031 W/kg
SAR(1 g) = 0.013 mW/g; SAR(10 g) = 0.00627 mW/g
Maximum value of SAR (measured) = 0.020 mW/g
Touch position - Middle/Zoom Scan (7x7x7) (7x7x7)/Cube 3: Measurement grid: dx=5mm, dy=5mm, dz=5mm
Reference Value = 2.92 V/m; Power Drift = 0.188 dB
Peak SAR (extrapolated) = 0.019 W/kg
SAR(1 g) = 0.011 mW/g; SAR(10 g) = 0.00579 mW/g
Maximum value of SAR (measured) = 0.014 mW/g



0 dB = 0.014mW/g

Additional information:
ambient temperature: 22.8°C; liquid temperature: 21.6°C

Date/Time: 2008-08-20 18:27:03Date/Time: 2008-08-20 18:33:18Date/Time: 2008-08-20 18:44:46

P1528_OET65-LeftHandSide-WLAN-open

DUT: Sony Ericsson; Type: AAD-3352031-; Serial: CB5112X2VF
Communication System: WLAN 2450 US; Frequency: 2462 MHz; Duty Cycle: 1:1
Data rate: 1 Mbps; Modulation: DSSS; Output power: 17 dBm
Medium: HSL2450 Medium parameters used (interpolated): f = 2462 MHz; σ = 1.85 mho/m; ε_r = 38.3; ρ = 1000 kg/m^3
Phantom section: Left Section
DASY4 Configuration:
- Probe: ET3DV6 - SN1559; ConvF(4.56, 4.56, 4.56); Calibrated: 2008-01-23
- Sensor-Surface: 4mm (Mechanical Surface Detection)
- Electronics: DAE3 Sn413; Calibrated: 2008-01-18
- Phantom: SAM 12; Type: SAM; Serial: 1043
- Measurement SW: DASY4, V4.5 Build 19; Postprocessing SW: SEMCAD, V1.8 Build 146

Touch position - High/Area Scan (51x81x1): Measurement grid: dx=15mm, dy=15mm
Maximum value of SAR (interpolated) = 0.021 mW/g

Touch position - High/Zoom Scan (7x7x7) (7x7x7)/Cube 0: Measurement grid: dx=5mm, dy=5mm, dz=5mm
Reference Value = 3.25 V/m; Power Drift = 0.153 dB
Peak SAR (extrapolated) = 0.034 W/kg
SAR(1 g) = 0.019 mW/g; SAR(10 g) = 0.010 mW/g
Maximum value of SAR (measured) = 0.023 mW/g

Touch position - High/Zoom Scan (7x7x7) (7x7x7)/Cube 1: Measurement grid: dx=5mm, dy=5mm, dz=5mm
Reference Value = 3.25 V/m; Power Drift = 0.153 dB
Peak SAR (extrapolated) = 0.028 W/kg
SAR(1 g) = 0.014 mW/g; SAR(10 g) = 0.00839 mW/g
Maximum value of SAR (measured) = 0.018 mW/g

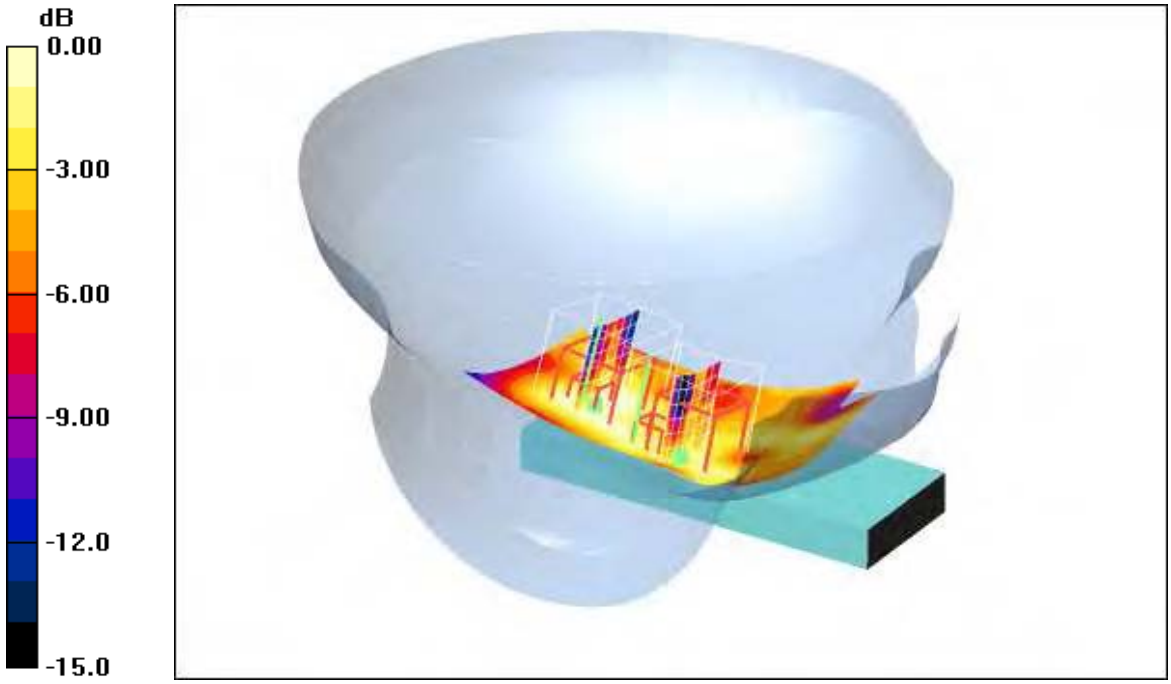

0 dB = 0.018mW/g

Additional information:
position or distance of DUT to SAM (if not standard head positions) :
ambient temperature: 23.0°C; liquid temperature: 21.7°C

Date/Time: 2008-08-20 11:09:02Date/Time: 2008-08-20 11:15:05

P1528_OET65-LeftHandSide-WLAN-open

DUT: Sony Ericsson; Type: AAD-3352031-; Serial: CB5112X2VF
Communication System: WLAN 2450 US; Frequency: 2412 MHz; Duty Cycle: 1:1
Data rate: 1 Mbps; Modulation: DSSS; Output power: 17 dBm
Medium: HSL2450 Medium parameters used (interpolated): f = 2412 MHz; σ = 1.85 mho/m; ε_r = 38.3; ρ = 1000 kg/m^3
Phantom section: Left Section
DASY4 Configuration:
- Probe: ET3DV6 - SN1559; ConvF(4.56, 4.56, 4.56); Calibrated: 2008-01-23
- Sensor-Surface: 4mm (Mechanical Surface Detection)
- Electronics: DAE3 Sn413; Calibrated: 2008-01-18
- Phantom: SAM 12; Type: SAM; Serial: 1043
- Measurement SW: DASY4, V4.5 Build 19; Postprocessing SW: SEMCAD, V1.8 Build 146

Tilt position - Low/Area Scan (51x81x1): Measurement grid: dx=15mm, dy=15mm
Maximum value of SAR (interpolated) = 0.015 mW/g

Tilt position - Low/Zoom Scan (7x7x7) (7x7x7)/Cube 0: Measurement grid: dx=5mm, dy=5mm, dz=5mm
Reference Value = 3.12 V/m; Power Drift = 0.041 dB
Peak SAR (extrapolated) = 0.026 W/kg
SAR(1 g) = 0.014 mW/g; SAR(10 g) = 0.00772 mW/g
Maximum value of SAR (measured) = 0.018 mW/g

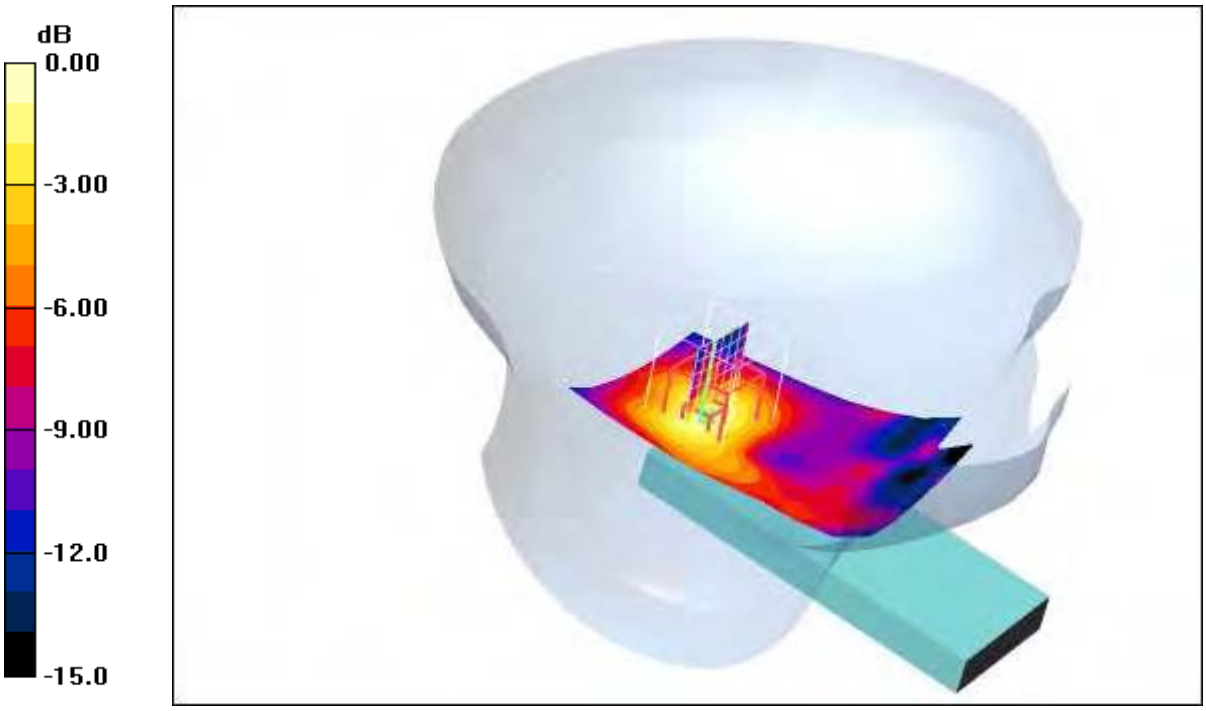

0 dB = 0.018mW/g

Additional information:
position or distance of DUT to SAM (if not standard head positions) :
ambient temperature: 22.6°C; liquid temperature: 21.7°C

Date/Time: 2008-08-20 14:39:12Date/Time: 2008-08-20 14:45:37

P1528_OET65-LeftHandSide-WLAN-open

DUT: Sony Ericsson; Type: AAD-3352031-; Serial: CB5112X2VF
Communication System: WLAN 2450 US; Frequency: 2437 MHz; Duty Cycle: 1:1
Data rate: 1 Mbps; Modulation: DSSS; Output power: 17 dBm
Medium: HSL2450 Medium parameters used (interpolated): f = 2437 MHz; σ = 1.85 mho/m; ε_r = 38.3; ρ = 1000 kg/m^3
Phantom section: Left Section
DASY4 Configuration:
- Probe: ET3DV6 - SN1559; ConvF(4.56, 4.56, 4.56); Calibrated: 2008-01-23
- Sensor-Surface: 4mm (Mechanical Surface Detection)
- Electronics: DAE3 Sn413; Calibrated: 2008-01-18
- Phantom: SAM 12; Type: SAM; Serial: 1043
- Measurement SW: DASY4, V4.5 Build 19; Postprocessing SW: SEMCAD, V1.8 Build 146

Tilt position - Middle/Area Scan (51x81x1): Measurement grid: dx=15mm, dy=15mm

Maximum value of SAR (interpolated) = 0.018 mW/g

Tilt position - Middle/Zoom Scan (7x7x7) (7x7x7)/Cube 0: Measurement grid: dx=5mm, dy=5mm, dz=5mm

Reference Value = 2.97 V/m; Power Drift = 0.158 dB
Peak SAR (extrapolated) = 0.032 W/kg
SAR(1 g) = 0.016 mW/g; SAR(10 g) = 0.0086 mW/g
Maximum value of SAR (measured) = 0.019 mW/g

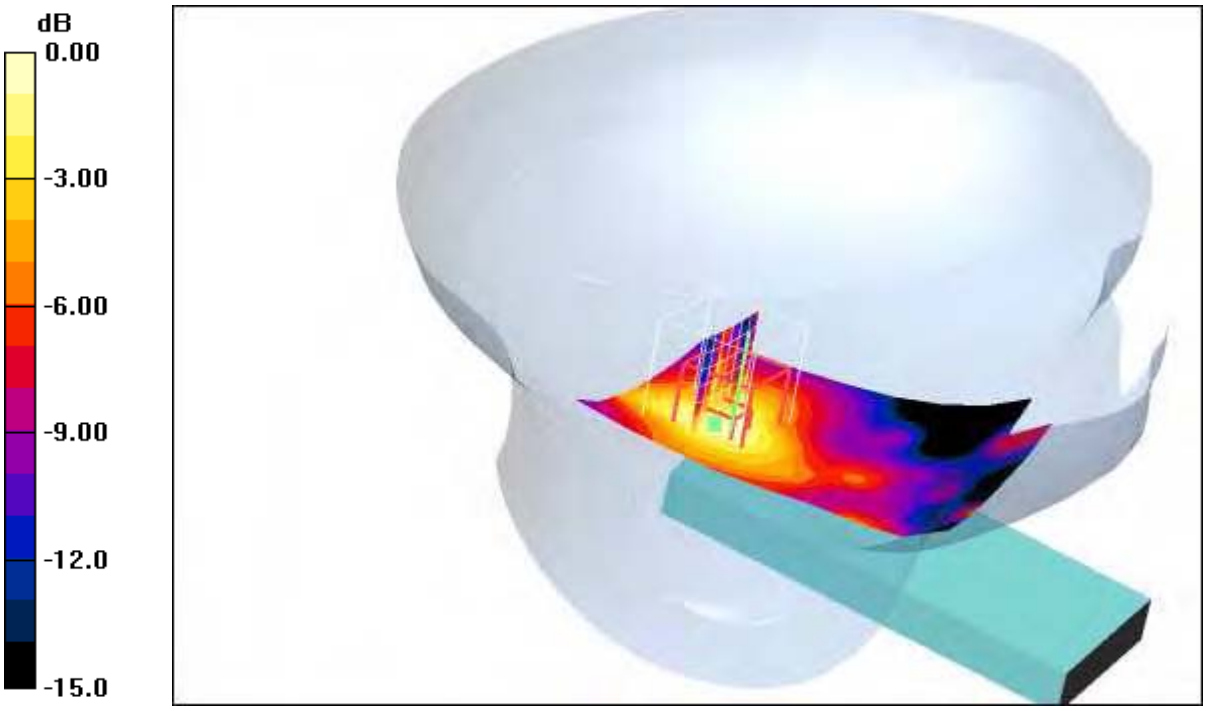

0 dB = 0.019mW/g

Additional information:
position or distance of DUT to SAM (if not standard head positions) :
ambient temperature: 22.8°C; liquid temperature: 21.6°C

Date/Time: 2008-08-20 18:59:57Date/Time: 2008-08-20 19:06:11

P1528_OET65-LeftHandSide-WLAN-open

DUT: Sony Ericsson; Type: AAD-3352031-; Serial: CB5112X2VF
Communication System: WLAN 2450 US; Frequency: 2462 MHz; Duty Cycle: 1:1
Data rate: 1 Mbps; Modulation: DSSS; Output power: 17 dBm
Medium: HSL2450 Medium parameters used (interpolated): f = 2462 MHz; σ = 1.85 mho/m; ε_r = 38.3; ρ = 1000 kg/m^3
Phantom section: Left Section
DASY4 Configuration:
- Probe: ET3DV6 - SN1559; ConvF(4.56, 4.56, 4.56); Calibrated: 2008-01-23
- Sensor-Surface: 4mm (Mechanical Surface Detection)
- Electronics: DAE3 Sn413; Calibrated: 2008-01-18
- Phantom: SAM 12; Type: SAM; Serial: 1043
- Measurement SW: DASY4, V4.5 Build 19; Postprocessing SW: SEMCAD, V1.8 Build 146

Tilt position - High/Area Scan (51x81x1): Measurement grid: dx=15mm, dy=15mm

Maximum value of SAR (interpolated) = 0.018 mW/g

Tilt position - High/Zoom Scan (7x7x7) (7x7x7)/Cube 0: Measurement grid: dx=5mm, dy=5mm, dz=5mm

Reference Value = 2.65 V/m; Power Drift = 0.00 dB
Peak SAR (extrapolated) = 0.030 W/kg
SAR(1 g) = 0.014 mW/g; SAR(10 g) = 0.00795 mW/g

Maximum value of SAR (measured) = 0.020 mW/g

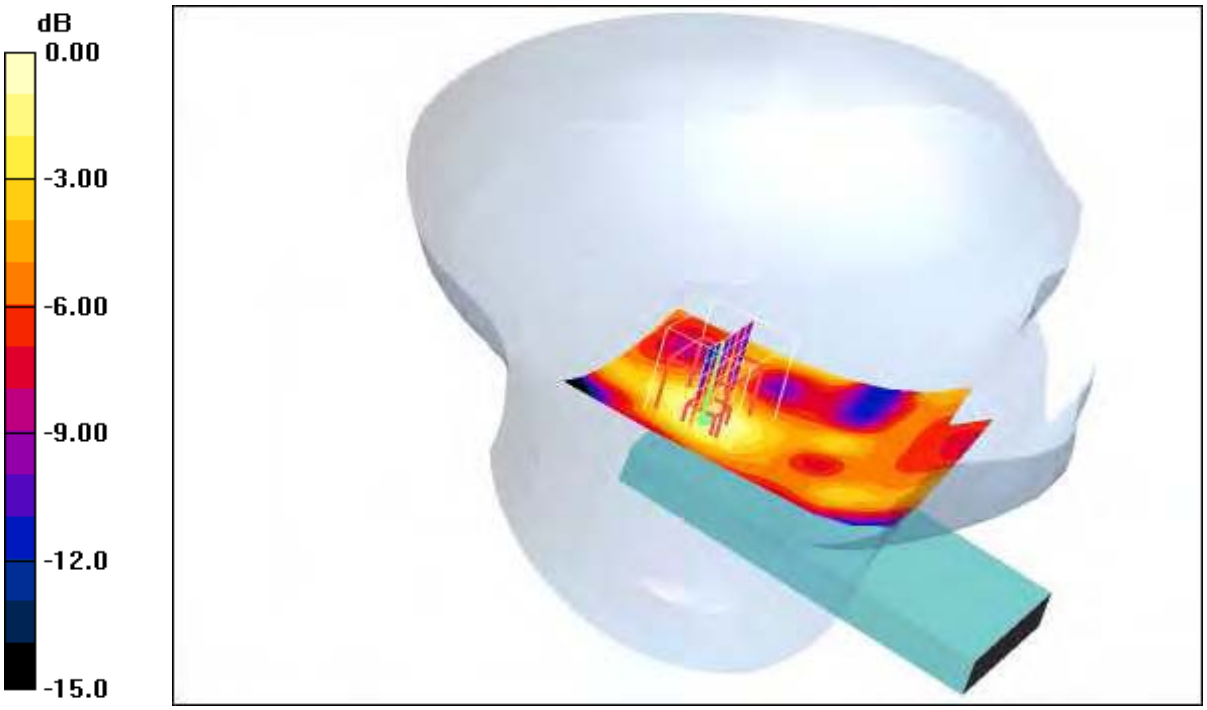

0 dB = 0.020mW/g

Additional information:
position or distance of DUT to SAM (if not standard head positions) :
ambient temperature: 23.0°C; liquid temperature: 21.7°C

Date/Time: 2008-08-20 11:51:58Date/Time: 2008-08-20 11:58:04

P1528_OET65-RightHandSide-WLAN open

DUT: Sony Ericsson; Type: AAD-3352031-; Serial: CB5112X2VF
Communication System: WLAN 2450 US; Frequency: 2412 MHz; Duty Cycle: 1:1
Data rate: 1 Mbps; Modulation: DSSS; Output power: 17 dBm
Medium: HSL2450 Medium parameters used (interpolated): f = 2412 MHz; σ = 1.85 mho/m; ε_r = 38.3; ρ = 1000 kg/m^3
Phantom section: Right Section
DASY4 Configuration:
- Probe: ET3DV6 - SN1559; ConvF(4.56, 4.56, 4.56); Calibrated: 2008-01-23
- Sensor-Surface: 4mm (Mechanical Surface Detection)
- Electronics: DAE3 Sn413; Calibrated: 2008-01-18
- Phantom: SAM 12; Type: SAM; Serial: 1043
- Measurement SW: DASY4, V4.5 Build 19; Postprocessing SW: SEMCAD, V1.8 Build 146

Touch position - Low/Area Scan (51x91x1): Measurement grid: dx=15mm, dy=15mm

Maximum value of SAR (interpolated) = 0.031 mW/g

Touch position - Low/Zoom Scan (7x7x7) (7x7x7)/Cube 0: Measurement grid: dx=5mm, dy=5mm, dz=5mm

Reference Value = 4.35 V/m; Power Drift = 0.050 dB
Peak SAR (extrapolated) = 0.071 W/kg
SAR(1 g) = 0.031 mW/g; SAR(10 g) = 0.015 mW/g
Maximum value of SAR (measured) = 0.034 mW/g

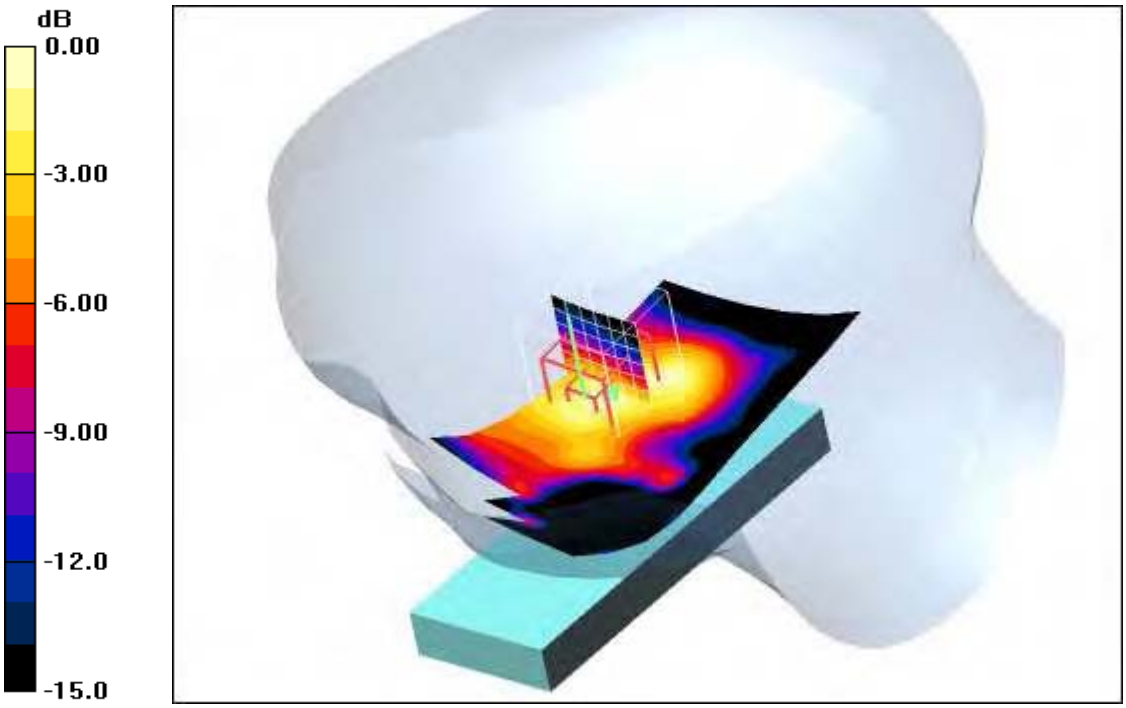

0 dB = 0.034mW/g

Additional information:
position or distance of DUT to SAM (if not standard head positions) :
ambient temperature: 22.6°C; liquid temperature: 21.7°C

Date/Time: 2008-08-20 13:46:28Date/Time: 2008-08-20 13:52:38

P1528_OET65-RightHandSide-WLAN open

DUT: Sony Ericsson; Type: AAD-3352031-; Serial: CB5112X2VF
Communication System: WLAN 2450 US; Frequency: 2437 MHz; Duty Cycle: 1:1
Data rate: 1 Mbps; Modulation: DSSS; Output power: 17 dBm
Medium: HSL2450 Medium parameters used (interpolated): f = 2437 MHz; σ = 1.85 mho/m; ε_r = 38.3; ρ = 1000 kg/m^3
Phantom section: Right Section
DASY4 Configuration:
- Probe: ET3DV6 - SN1559; ConvF(4.56, 4.56, 4.56); Calibrated: 2008-01-23
- Sensor-Surface: 4mm (Mechanical Surface Detection)
- Electronics: DAE3 Sn413; Calibrated: 2008-01-18
- Phantom: SAM 12; Type: SAM; Serial: 1043
- Measurement SW: DASY4, V4.5 Build 19; Postprocessing SW: SEMCAD, V1.8 Build 146

Touch position - Middle/Area Scan (51x91x1): Measurement grid: dx=15mm, dy=15mm
Maximum value of SAR (interpolated) = 0.029 mW/g

Touch position - Middle/Zoom Scan (7x7x7) (7x7x7)/Cube 0: Measurement grid: dx=5mm, dy=5mm, dz=5mm
Reference Value = 3.84 V/m; Power Drift = 0.121 dB
Peak SAR (extrapolated) = 0.065 W/kg
SAR(1 g) = 0.028 mW/g; SAR(10 g) = 0.014 mW/g
Maximum value of SAR (measured) = 0.030 mW/g

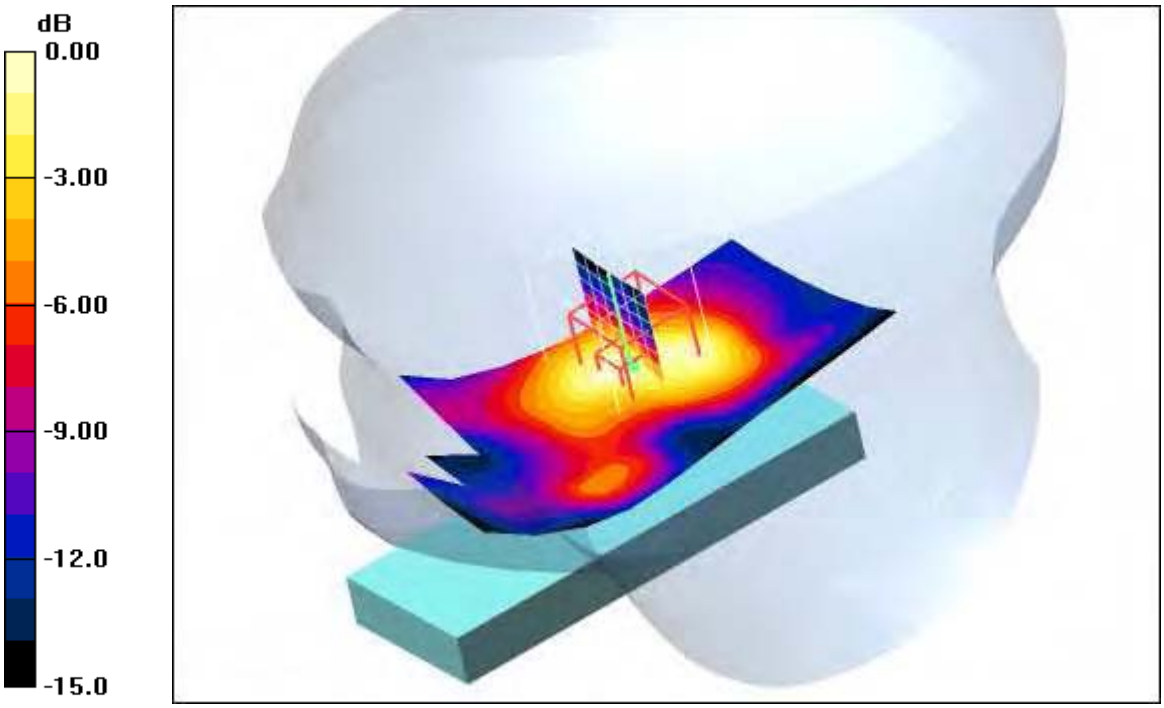

0 dB = 0.030mW/g

Additional information:
position or distance of DUT to SAM (if not standard head positions) :
ambient temperature: 22.7°C; liquid temperature: 21.6°C

Date/Time: 2008-08-20 19:43:21Date/Time: 2008-08-20 19:49:39

P1528_OET65-RightHandSide-WLAN open

DUT: Sony Ericsson; Type: AAD-3352031-; Serial: CB5112X2VF
Communication System: WLAN 2450 US; Frequency: 2462 MHz; Duty Cycle: 1:1
Data rate: 1 Mbps; Modulation: DSSS; Output power: 17 dBm
Medium: HSL2450 Medium parameters used (interpolated): f = 2462 MHz; σ = 1.85 mho/m; ε_r = 38.3; ρ = 1000 kg/m^3
Phantom section: Right Section
DASY4 Configuration:
- Probe: ET3DV6 - SN1559; ConvF(4.56, 4.56, 4.56); Calibrated: 2008-01-23
- Sensor-Surface: 4mm (Mechanical Surface Detection)
- Electronics: DAE3 Sn413; Calibrated: 2008-01-18
- Phantom: SAM 12; Type: SAM; Serial: 1043
- Measurement SW: DASY4, V4.5 Build 19; Postprocessing SW: SEMCAD, V1.8 Build 146

Touch position - High/Area Scan (51x91x1): Measurement grid: dx=15mm, dy=15mm

Maximum value of SAR (interpolated) = 0.024 mW/g

Touch position - High/Zoom Scan (7x7x7) (7x7x7)/Cube 0: Measurement grid: dx=5mm, dy=5mm, dz=5mm

Reference Value = 3.38 V/m; Power Drift = 0.123 dB
Peak SAR (extrapolated) = 0.049 W/kg
SAR(1 g) = 0.022 mW/g; SAR(10 g) = 0.012 mW/g

Maximum value of SAR (measured) = 0.024 mW/g

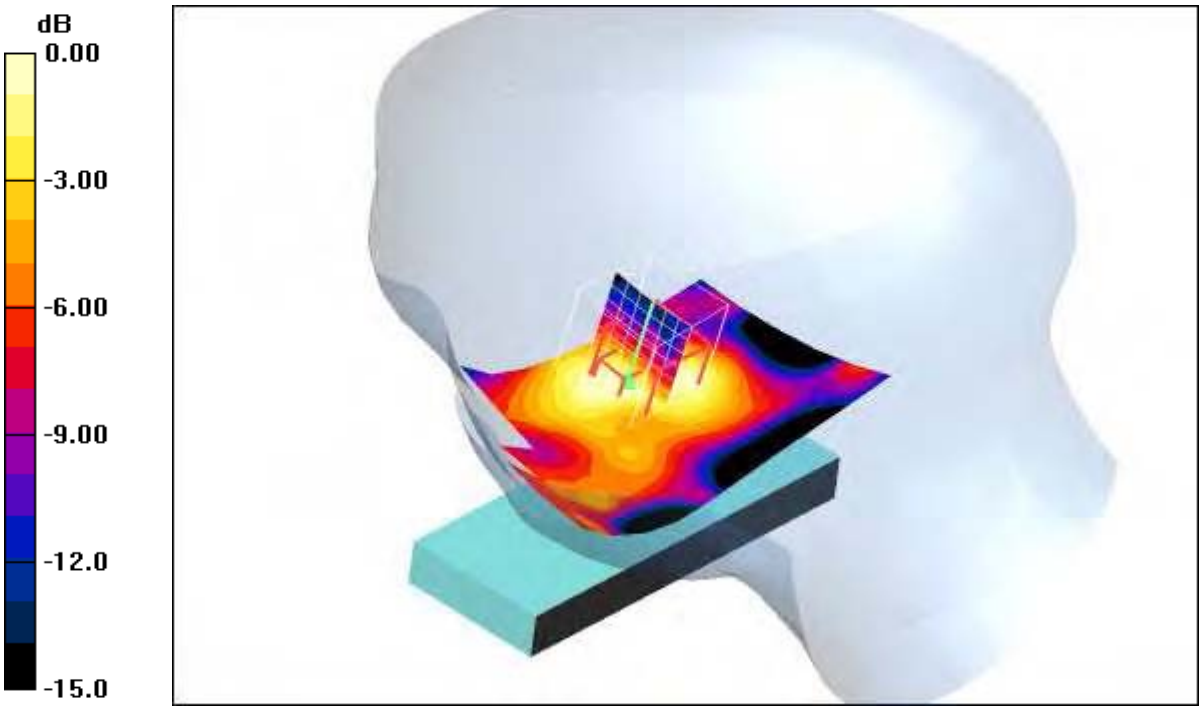

0 dB = 0.024mW/g

Additional information:
position or distance of DUT to SAM (if not standard head positions) :
ambient temperature: 23.0°C; liquid temperature: 21.7°C

Date/Time: 2008-08-20 11:30:56Date/Time: 2008-08-20 11:37:22

P1528_OET65-RightHandSide-WLAN open

DUT: Sony Ericsson; Type: AAD-3352031-; Serial: CB5112X2VF
Communication System: WLAN 2450 US; Frequency: 2412 MHz; Duty Cycle: 1:1
Data rate: 1 Mbps; Modulation: DSSS; Output power: 17 dBm
Medium: HSL2450 Medium parameters used (interpolated): f = 2412 MHz; σ = 1.85 mho/m; ε_r = 38.3; ρ = 1000 kg/m^3
Phantom section: Right Section
DASY4 Configuration:
- Probe: ET3DV6 - SN1559; ConvF(4.56, 4.56, 4.56); Calibrated: 2008-01-23
- Sensor-Surface: 4mm (Mechanical Surface Detection)
- Electronics: DAE3 Sn413; Calibrated: 2008-01-18
- Phantom: SAM 12; Type: SAM; Serial: 1043
- Measurement SW: DASY4, V4.5 Build 19; Postprocessing SW: SEMCAD, V1.8 Build 146

Tilt position - Low/Area Scan (51x91x1): Measurement grid: dx=15mm, dy=15mm

Maximum value of SAR (interpolated) = 0.016 mW/g

Tilt position - Low/Zoom Scan (7x7x7) (7x7x7)/Cube 0: Measurement grid: dx=5mm, dy=5mm, dz=5mm

Reference Value = 3.00 V/m; Power Drift = -0.140 dB
Peak SAR (extrapolated) = 0.035 W/kg
SAR(1 g) = 0.017 mW/g; SAR(10 g) = 0.00877 mW/g
Maximum value of SAR (measured) = 0.019 mW/g

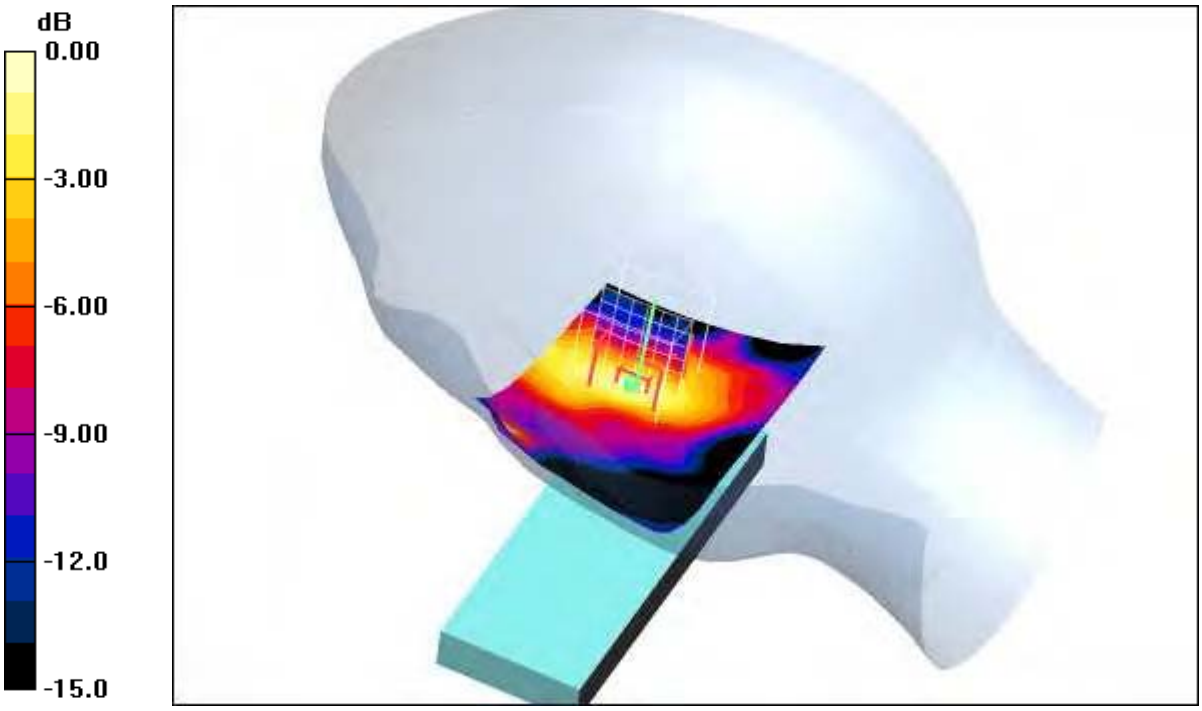

0 dB = 0.019mW/g

Additional information:
position or distance of DUT to SAM (if not standard head positions) :
ambient temperature: 22.6°C; liquid temperature: 21.7°C

Date/Time: 2008-08-20 14:09:38Date/Time: 2008-08-20 14:15:57

P1528_OET65-RightHandSide-WLAN open

DUT: Sony Ericsson; Type: AAD-3352031-; Serial: CB5112X2VF
Communication System: WLAN 2450 US; Frequency: 2437 MHz; Duty Cycle: 1:1
Data rate: 1 Mbps; Modulation: DSSS; Output power: 17 dBm
Medium: HSL2450 Medium parameters used (interpolated): f = 2437 MHz; σ = 1.85 mho/m; ε_r = 38.3; ρ = 1000 kg/m^3
Phantom section: Right Section
DASY4 Configuration:
- Probe: ET3DV6 - SN1559; ConvF(4.56, 4.56, 4.56); Calibrated: 2008-01-23
- Sensor-Surface: 4mm (Mechanical Surface Detection)
- Electronics: DAE3 Sn413; Calibrated: 2008-01-18
- Phantom: SAM 12; Type: SAM; Serial: 1043
- Measurement SW: DASY4, V4.5 Build 19; Postprocessing SW: SEMCAD, V1.8 Build 146

Tilt position - Middle/Area Scan (51x91x1): Measurement grid: dx=15mm, dy=15mm

Maximum value of SAR (interpolated) = 0.020 mW/g

Tilt position - Middle/Zoom Scan (7x7x7) (7x7x7)/Cube 0: Measurement grid: dx=5mm, dy=5mm, dz=5mm

Reference Value = 3.14 V/m; Power Drift = 0.00 dB
Peak SAR (extrapolated) = 0.037 W/kg
SAR(1 g) = 0.017 mW/g; SAR(10 g) = 0.00847 mW/g
Maximum value of SAR (measured) = 0.018 mW/g

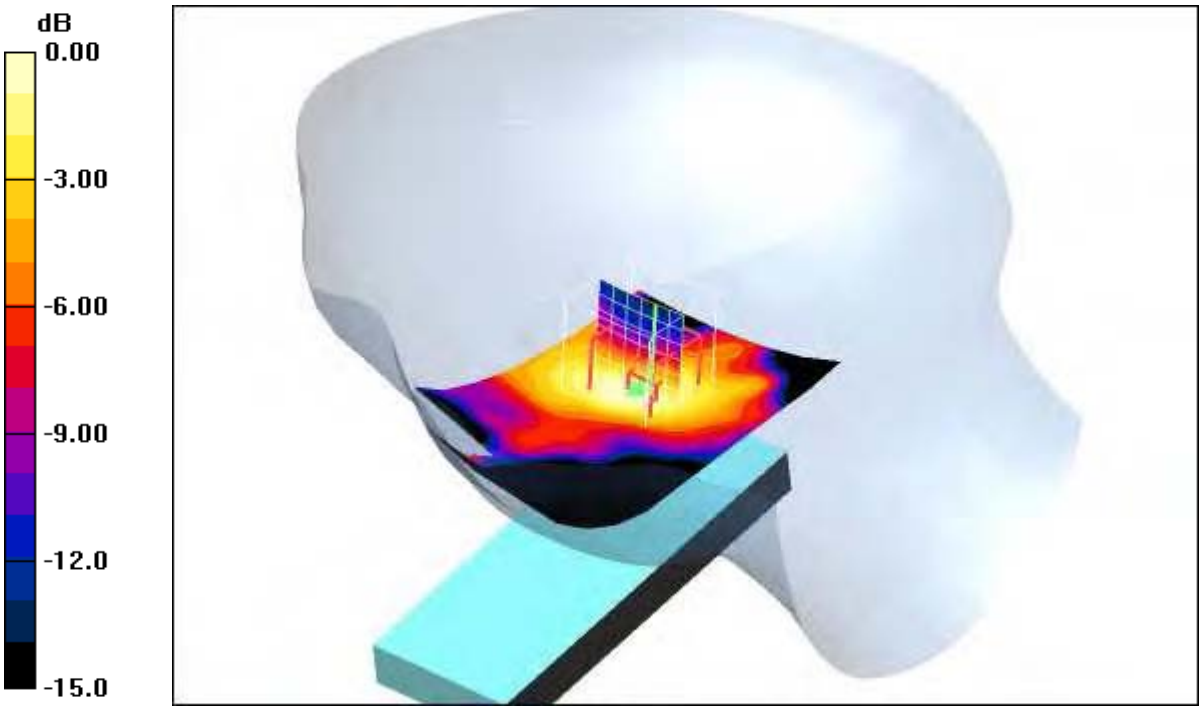

0 dB = 0.018mW/g

Additional information:
position or distance of DUT to SAM (if not standard head positions) :
ambient temperature: 22.7°C; liquid temperature: 21.6°C

Date/Time: 2008-08-20 19:22:43Date/Time: 2008-08-20 19:29:18

P1528_OET65-RightHandSide-WLAN open

DUT: Sony Ericsson; Type: AAD-3352031-; Serial: CB5112X2VF
Communication System: WLAN 2450 US; Frequency: 2462 MHz; Duty Cycle: 1:1
Data rate: 1 Mbps; Modulation: DSSS; Output power: 17 dBm
Medium: HSL2450 Medium parameters used (interpolated): f = 2462 MHz; σ = 1.85 mho/m; ε_r = 38.3; ρ = 1000 kg/m^3
Phantom section: Right Section
DASY4 Configuration:
- Probe: ET3DV6 - SN1559; ConvF(4.56, 4.56, 4.56); Calibrated: 2008-01-23
- Sensor-Surface: 4mm (Mechanical Surface Detection)
- Electronics: DAE3 Sn413; Calibrated: 2008-01-18
- Phantom: SAM 12; Type: SAM; Serial: 1043
- Measurement SW: DASY4, V4.5 Build 19; Postprocessing SW: SEMCAD, V1.8 Build 146

Tilt position - High/Area Scan (51x91x1): Measurement grid: dx=15mm, dy=15mm

Maximum value of SAR (interpolated) = 0.017 mW/g

Tilt position - High/Zoom Scan (7x7x7) (7x7x7)/Cube 0: Measurement grid: dx=5mm, dy=5mm, dz=5mm

Reference Value = 2.76 V/m; Power Drift = 0.162 dB
Peak SAR (extrapolated) = 0.025 W/kg
SAR(1 g) = 0.014 mW/g; SAR(10 g) = 0.00756 mW/g
Maximum value of SAR (measured) = 0.016 mW/g

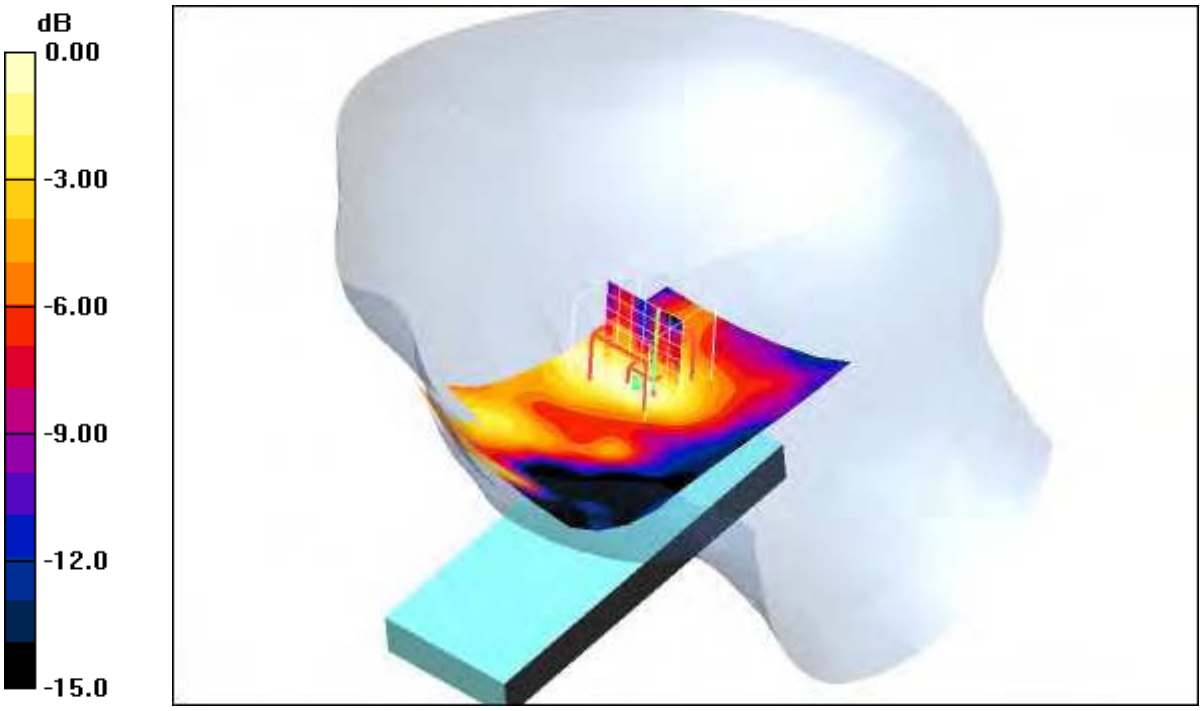

0 dB = 0.016mW/g

Additional information:
position or distance of DUT to SAM (if not standard head positions) :
ambient temperature: 23.0°C; liquid temperature: 21.7°C

Date/Time: 2008-08-20 20:52:19Date/Time: 2008-08-20 20:58:10

P1528_OET65-RightHandSide-WLAN

DUT: Sony Ericsson; Type: AAD-3352031-; Serial: CB5112X2VF
Communication System: WLAN 2450 US; Frequency: 2437 MHz; Duty Cycle: 1:1
Data rate: 11 Mbps; Modulation: DSSS; Output power: 17 dBm
Medium: HSL2450 Medium parameters used (interpolated): f = 2437 MHz; σ = 1.85 mho/m; ε_r = 38.3; ρ = 1000 kg/m^3
Phantom section: Right Section
DASY4 Configuration:
- Probe: ET3DV6 - SN1559; ConvF(4.56, 4.56, 4.56); Calibrated: 2008-01-23
- Sensor-Surface: 4mm (Mechanical Surface Detection)
- Electronics: DAE3 Sn413; Calibrated: 2008-01-18
- Phantom: SAM 12; Type: SAM; Serial: 1043
- Measurement SW: DASY4, V4.5 Build 19; Postprocessing SW: SEMCAD, V1.8 Build 146

Touch position - Middle 11 Mbps/Area Scan (51x71x1): Measurement grid: dx=15mm, dy=15mm
Maximum value of SAR (interpolated) = 0.061 mW/g

Touch position - Middle 11 Mbps/Zoom Scan (7x7x7) (7x7x7)/Cube 0: Measurement grid: dx=5mm, dy=5mm, dz=5mm
Reference Value = 5.97 V/m; Power Drift = -0.174 dB
Peak SAR (extrapolated) = 0.105 W/kg
SAR(1 g) = 0.053 mW/g; SAR(10 g) = 0.028 mW/g
Maximum value of SAR (measured) = 0.059 mW/g

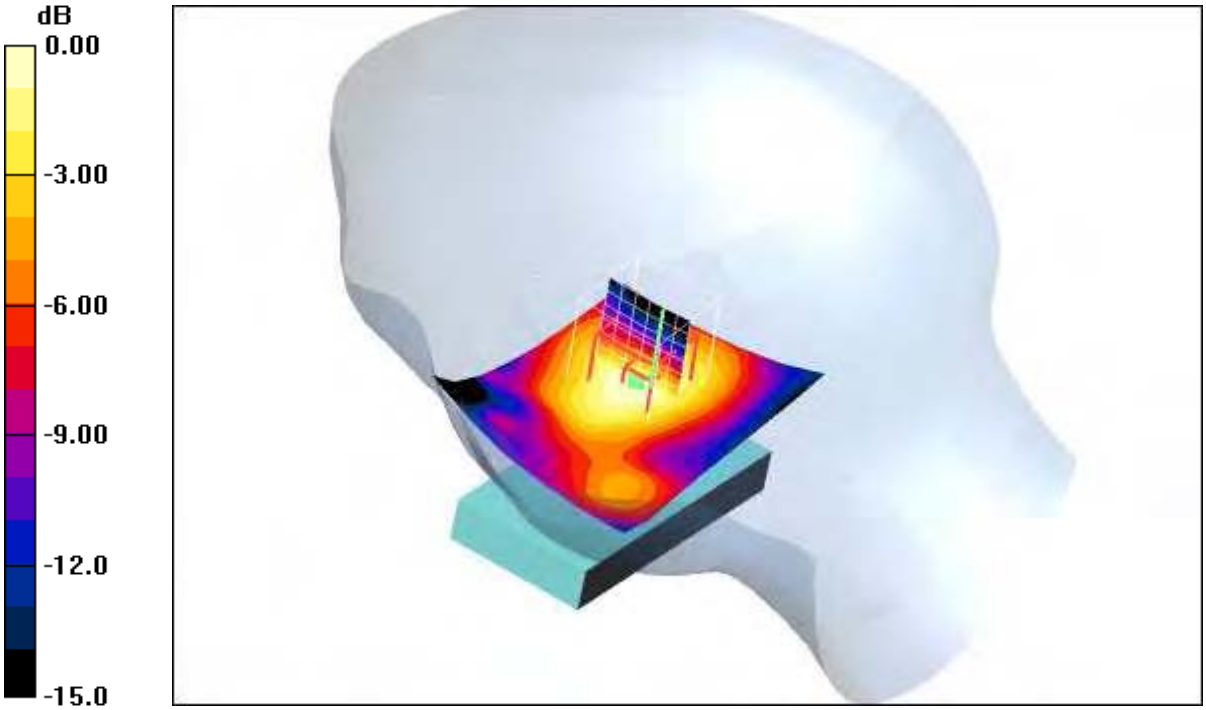

0 dB = 0.059mW/g

Additional information:
position or distance of DUT to SAM (if not standard head positions) :
ambient temperature: 22.7°C; liquid temperature: 21.7°C

Date/Time: 2008-08-20 21:37:21Date/Time: 2008-08-20 21:44:11

P1528_OET65-RightHandSide-WLAN

DUT: Sony Ericsson; Type: AAD-3352031-; Serial: CB5112X2VF
Communication System: WLAN 2450 US; Frequency: 2437 MHz; Duty Cycle: 1:1
Data rate: 6 Mbps; Modulation: OFDM; Output power: 13 dBm
Medium: HSL2450 Medium parameters used (interpolated): f = 2437 MHz; σ = 1.85 mho/m; ε_r = 38.3; ρ = 1000 kg/m^3
Phantom section: Right Section
DASY4 Configuration:
- Probe: ET3DV6 - SN1559; ConvF(4.56, 4.56, 4.56); Calibrated: 2008-01-23
- Sensor-Surface: 4mm (Mechanical Surface Detection)
- Electronics: DAE3 Sn413; Calibrated: 2008-01-18
- Phantom: SAM 12; Type: SAM; Serial: 1043
- Measurement SW: DASY4, V4.5 Build 19; Postprocessing SW: SEMCAD, V1.8 Build 146

Touch position - Middle 6 Mbps/Area Scan (51x71x1): Measurement grid: dx=15mm, dy=15mm
Maximum value of SAR (interpolated) = 0.032 mW/g

Touch position - Middle 6 Mbps/Zoom Scan (7x7x7) (7x7x7)/Cube 0: Measurement grid: dx=5mm, dy=5mm, dz=5mm
Reference Value = 4.32 V/m; Power Drift = 0.105 dB
Peak SAR (extrapolated) = 0.066 W/kg
SAR(1 g) = 0.030 mW/g; SAR(10 g) = 0.016 mW/g

Maximum value of SAR (measured) = 0.032 mW/g

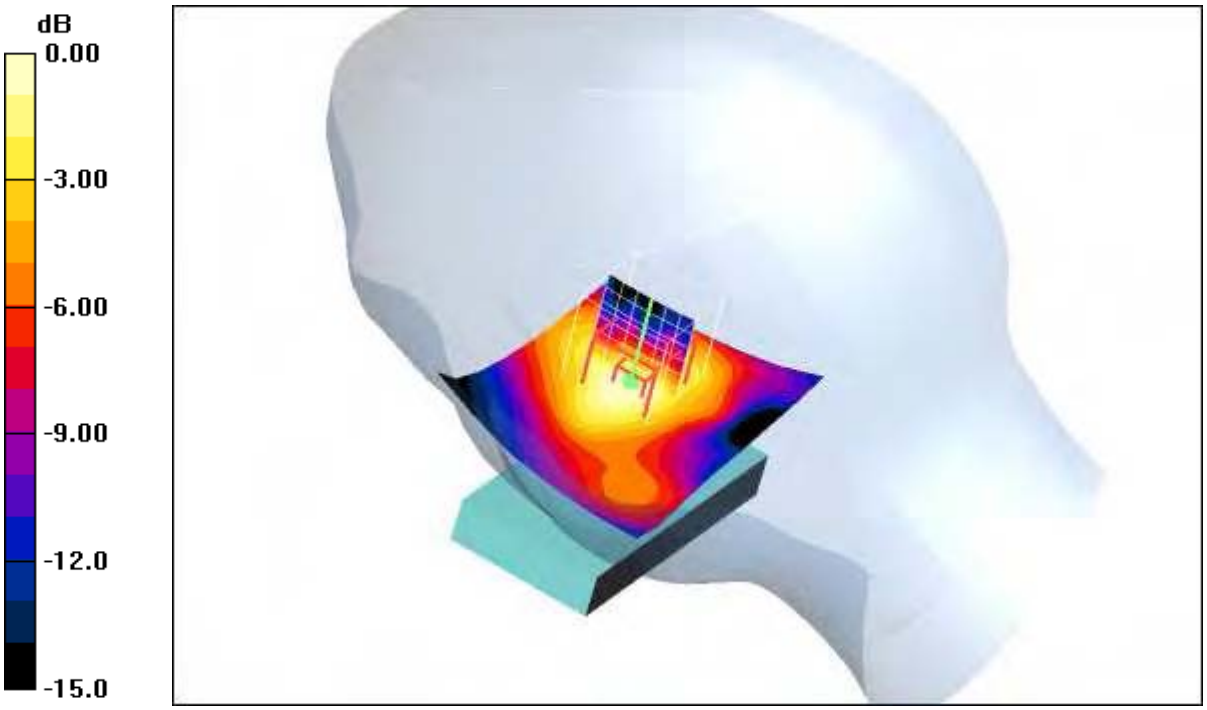

0 dB = 0.032mW/g

Additional information:
position or distance of DUT to SAM (if not standard head positions) :
ambient temperature: 22.7°C; liquid temperature: 21.7°C

Date/Time: 2008-08-20 21:16:09Date/Time: 2008-08-20 21:21:38

P1528_OET65-RightHandSide-WLAN

DUT: Sony Ericsson; Type: AAD-3352031-; Serial: CB5112X2VF
Communication System: WLAN 2450 US; Frequency: 2437 MHz; Duty Cycle: 1:1
Data rate: 54 Mbps; Modulation: OFDM; Output power: 13 dBm
Medium: HSL2450 Medium parameters used (interpolated): f = 2437 MHz; σ = 1.85 mho/m; ε_r = 38.3; ρ = 1000 kg/m^3
Phantom section: Right Section
DASY4 Configuration:
- Probe: ET3DV6 - SN1559; ConvF(4.56, 4.56, 4.56); Calibrated: 2008-01-23
- Sensor-Surface: 4mm (Mechanical Surface Detection)
- Electronics: DAE3 Sn413; Calibrated: 2008-01-18
- Phantom: SAM 12; Type: SAM; Serial: 1043
- Measurement SW: DASY4, V4.5 Build 19; Postprocessing SW: SEMCAD, V1.8 Build 146

Touch position - Middle 54 Mbps/Area Scan (51x71x1): Measurement grid: dx=15mm, dy=15mm

Maximum value of SAR (interpolated) = 0.028 mW/g

Touch position - Middle 54 Mbps/Zoom Scan (7x7x7) (7x7x7)/Cube 0: Measurement grid: dx=5mm, dy=5mm, dz=5mm

Reference Value = 4.28 V/m; Power Drift = -0.109 dB
Peak SAR (extrapolated) = 0.052 W/kg
SAR(1 g) = 0.026 mW/g; SAR(10 g) = 0.014 mW/g
Maximum value of SAR (measured) = 0.030 mW/g

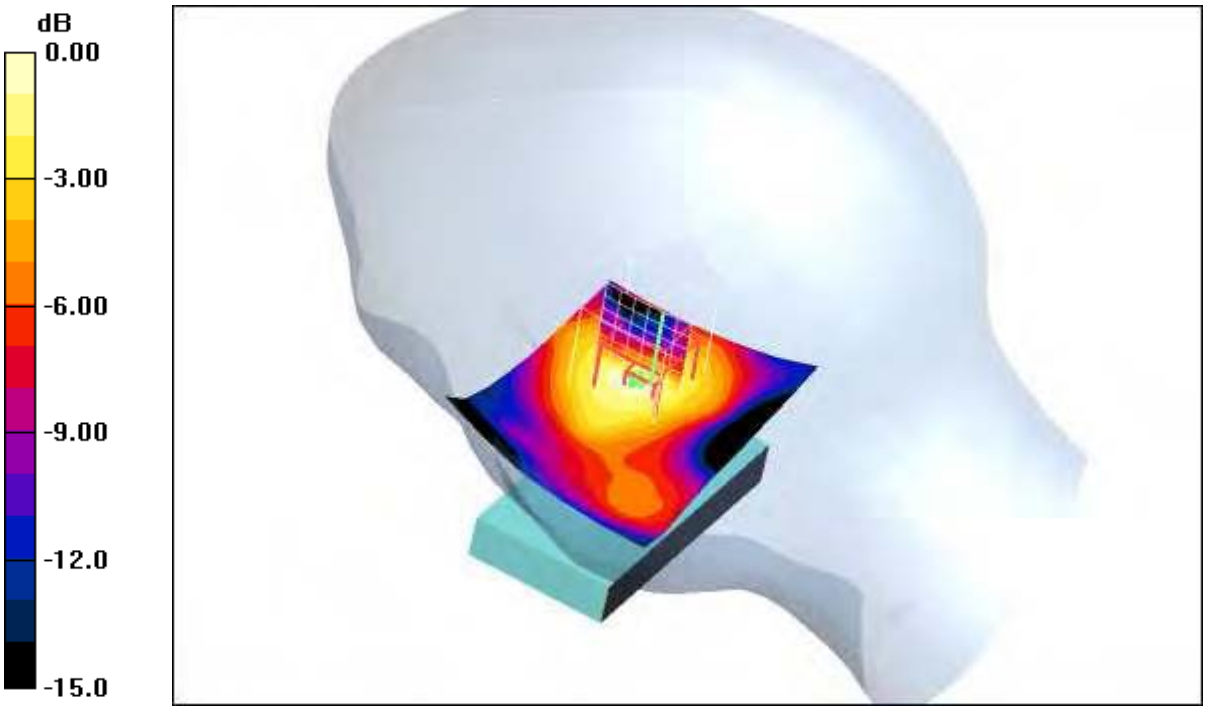

0 dB = 0.030mW/g

Additional information:
position or distance of DUT to SAM (if not standard head positions) :
ambient temperature: 22.7°C; liquid temperature: 21.7°C

Annex 2.6 WLAN 2450 MHz body

Date/Time: 2008-08-19 14:16:26Date/Time: 2008-08-19 14:21:25

P1528_OET65-Body-WLAN

DUT: Sony Ericsson; Type: AAD-3352031-; Serial: CB5112X2VF
Communication System: WLAN 2450 US; Frequency: 2412 MHz; Duty Cycle: 1:1
Data rate: 1 Mbps; Modulation: DSSS
Medium: M2450 Medium parameters used (interpolated): f = 2412 MHz; σ = 1.86 mho/m; ε_r = 52.1; ρ = 1000 kg/m^3
Phantom section: Flat Section
DASY4 Configuration:
- Probe: ET3DV6 - SN1559; ConvF(3.98, 3.98, 3.98); Calibrated: 2008-01-23
- Sensor-Surface: 4mm (Mechanical And Optical Surface Detection)
- Electronics: DAE3 Sn413; Calibrated: 2008-01-18
- Phantom: SAM 12; Type: SAM; Serial: 1043
- Measurement SW: DASY4, V4.5 Build 19; Postprocessing SW: SEMCAD, V1.8 Build 146

Front position - Low/Area Scan (51x81x1): Measurement grid: dx=15mm, dy=15mm

Maximum value of SAR (interpolated) = 0.036 mW/g

Front position - Low/Zoom Scan (7x7x7) (7x7x7)/Cube 0: Measurement grid: dx=5mm, dy=5mm, dz=5mm

Reference Value = 4.28 V/m; Power Drift = -0.147 dB
Peak SAR (extrapolated) = 0.057 W/kg
SAR(1 g) = 0.030 mW/g; SAR(10 g) = 0.018 mW/g
Maximum value of SAR (measured) = 0.032 mW/g

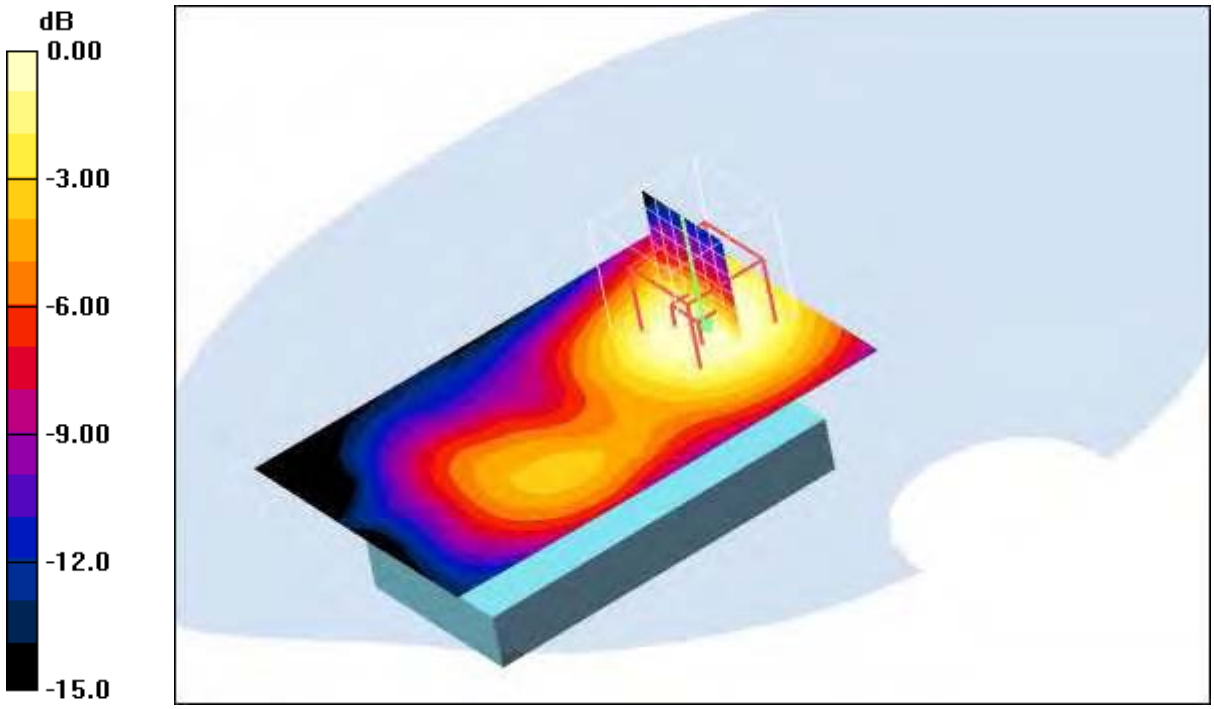

0 dB = 0.032mW/g

Additional information:
position or distance of DUT to SAM (if not standard head positions) : 15 mm
ambient temperature: 23.3°C; liquid temperature: 21.8°C

Date/Time: 2008-08-19 14:38:31Date/Time: 2008-08-19 14:43:30

P1528_OET65-Body-WLAN

DUT: Sony Ericsson; Type: AAD-3352031-; Serial: CB5112X2VF
Communication System: WLAN 2450 US; Frequency: 2437 MHz; Duty Cycle: 1:1
Data rate: 1 Mbps; Modulation: DSSS
Medium: M2450 Medium parameters used (interpolated): f = 2437 MHz; σ = 1.86 mho/m; ε_r = 52.1; ρ = 1000 kg/m^3
Phantom section: Flat Section
DASY4 Configuration:
- Probe: ET3DV6 - SN1559; ConvF(3.98, 3.98, 3.98); Calibrated: 2008-01-23
- Sensor-Surface: 4mm (Mechanical And Optical Surface Detection)
- Electronics: DAE3 Sn413; Calibrated: 2008-01-18
- Phantom: SAM 12; Type: SAM; Serial: 1043
- Measurement SW: DASY4, V4.5 Build 19; Postprocessing SW: SEMCAD, V1.8 Build 146

Front position - Middle/Area Scan (51x81x1): Measurement grid: dx=15mm, dy=15mm
Maximum value of SAR (interpolated) = 0.031 mW/g

Front position - Middle/Zoom Scan (7x7x7) (7x7x7)/Cube 0: Measurement grid: dx=5mm, dy=5mm, dz=5mm
Reference Value = 3.97 V/m; Power Drift = -0.044 dB
Peak SAR (extrapolated) = 0.053 W/kg
SAR(1 g) = 0.027 mW/g; SAR(10 g) = 0.016 mW/g
Maximum value of SAR (measured) = 0.029 mW/g

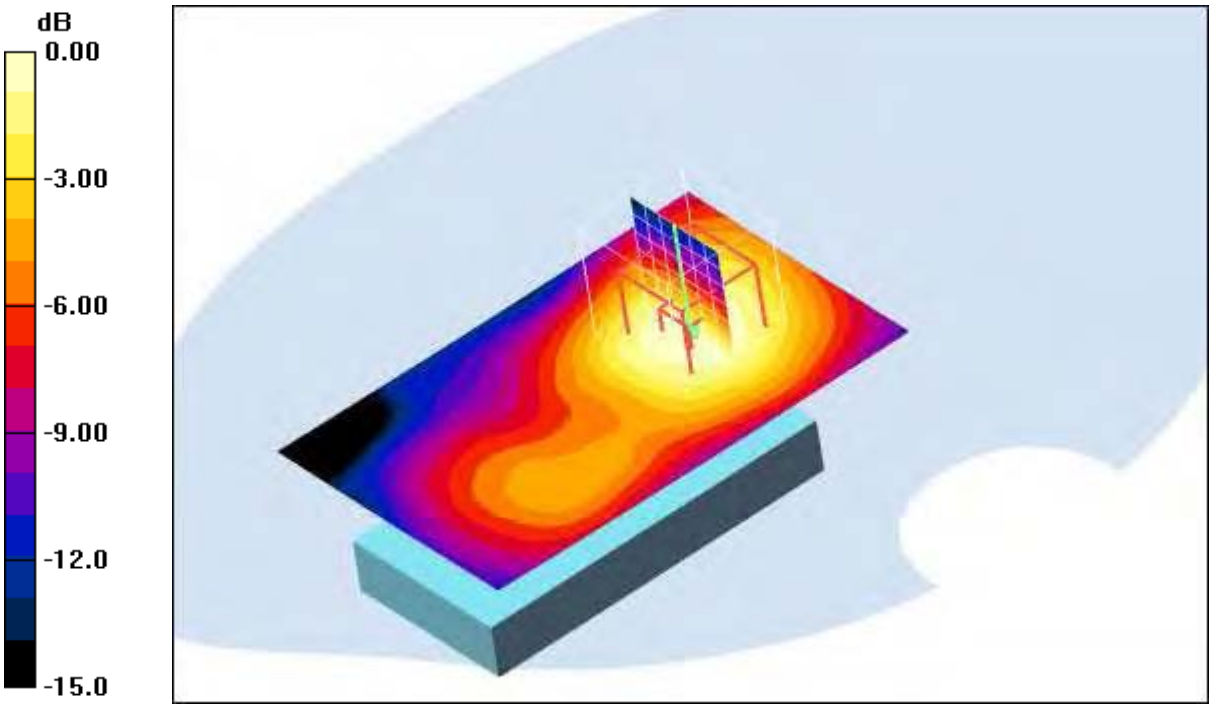

0 dB = 0.029mW/g

Additional information:
position or distance of DUT to SAM (if not standard head positions) : 15 mm
ambient temperature: 23.3°C; liquid temperature: 21.8°C

Date/Time: 2008-08-19 15:01:26Date/Time: 2008-08-19 15:06:32

P1528_OET65-Body-WLAN

DUT: Sony Ericsson; Type: AAD-3352031-; Serial: CB5112X2VF
Communication System: WLAN 2450 US; Frequency: 2462 MHz; Duty Cycle: 1:1
Data rate: 1 Mbps; Modulation: DSSS
Medium: M2450 Medium parameters used (interpolated): f = 2462 MHz; σ = 1.86 mho/m; ε_r = 52.1; ρ = 1000 kg/m^3
Phantom section: Flat Section
DASY4 Configuration:
- Probe: ET3DV6 - SN1559; ConvF(3.98, 3.98, 3.98); Calibrated: 2008-01-23
- Sensor-Surface: 4mm (Mechanical And Optical Surface Detection)Sensor-Surface: 4mm (Mechanical Surface Detection)
- Electronics: DAE3 Sn413; Calibrated: 2008-01-18
- Phantom: SAM 12; Type: SAM; Serial: 1043
- Measurement SW: DASY4, V4.5 Build 19; Postprocessing SW: SEMCAD, V1.8 Build 146

Front position - High/Area Scan (51x81x1): Measurement grid: dx=15mm, dy=15mm

Maximum value of SAR (interpolated) = 0.025 mW/g

Front position - High/Zoom Scan (7x7x7) (7x7x7)/Cube 0: Measurement grid: dx=5mm, dy=5mm, dz=5mm

Reference Value = 3.60 V/m; Power Drift = -0.087 dB
Peak SAR (extrapolated) = 0.040 W/kg
SAR(1 g) = 0.021 mW/g; SAR(10 g) = 0.013 mW/g
Maximum value of SAR (measured) = 0.022 mW/g

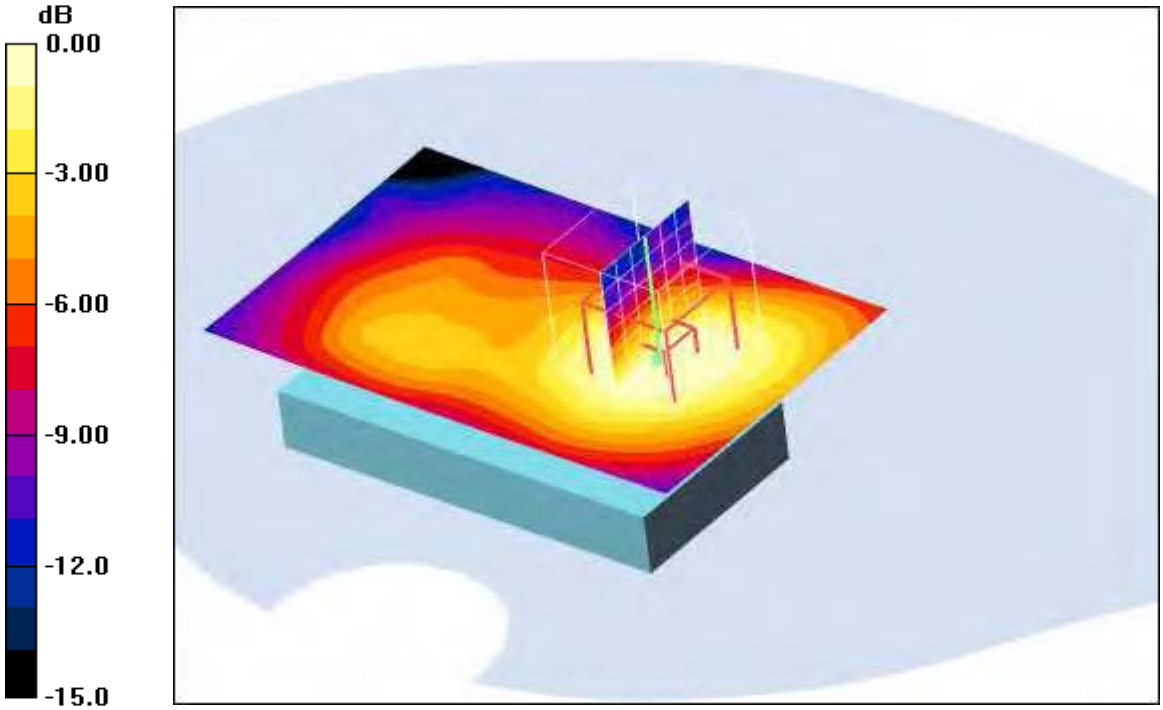

0 dB = 0.022mW/g

Additional information:
position or distance of DUT to SAM (if not standard head positions) : 15 mm
ambient temperature: 23.3°C; liquid temperature: 21.8°C

Date/Time: 2008-08-19 16:17:49Date/Time: 2008-08-19 16:22:55

P1528_OET65-Body-WLAN

DUT: Sony Ericsson; Type: AAD-3352031-; Serial: CB5112X2VF
Communication System: WLAN 2450 US; Frequency: 2412 MHz; Duty Cycle: 1:1
Data rate: 1 Mbps; Modulation: DSSS
Medium: M2450 Medium parameters used (interpolated): f = 2412 MHz; σ = 1.86 mho/m; ε_r = 52.1; ρ = 1000 kg/m^3
Phantom section: Flat Section
DASY4 Configuration:
- Probe: ET3DV6 - SN1559; ConvF(3.98, 3.98, 3.98); Calibrated: 2008-01-23
- Sensor-Surface: 4mm (Mechanical And Optical Surface Detection)
- Electronics: DAE3 Sn413; Calibrated: 2008-01-18
- Phantom: SAM 12; Type: SAM; Serial: 1043
- Measurement SW: DASY4, V4.5 Build 19; Postprocessing SW: SEMCAD, V1.8 Build 146

Rear position - Low/Area Scan (51x81x1): Measurement grid: dx=15mm, dy=15mm
Maximum value of SAR (interpolated) = 0.073 mW/g

Rear position - Low/Zoom Scan (7x7x7) (7x7x7)/Cube 0: Measurement grid: dx=5mm, dy=5mm, dz=5mm
Reference Value = 6.25 V/m; Power Drift = -0.057 dB
Peak SAR (extrapolated) = 0.134 W/kg
SAR(1 g) = 0.068 mW/g; SAR(10 g) = 0.038 mW/g
Maximum value of SAR (measured) = 0.073 mW/g

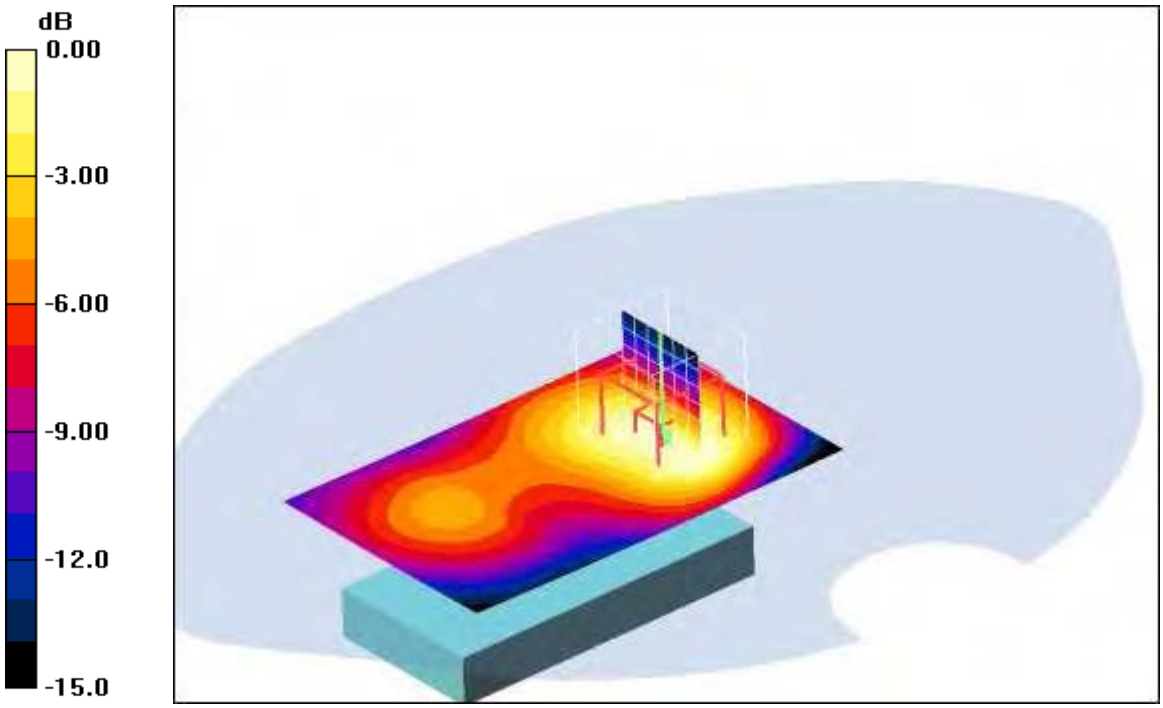

0 dB = 0.073mW/g

Additional information:
position or distance of DUT to SAM (if not standard head positions) : 15 mm
ambient temperature: 23.3°C; liquid temperature: 21.8°C

Date/Time: 2008-08-19 15:50:50Date/Time: 2008-08-19 15:55:54

P1528_OET65-Body-WLAN

DUT: Sony Ericsson; Type: AAD-3352031-; Serial: CB5112X2VF
Communication System: WLAN 2450 US; Frequency: 2437 MHz; Duty Cycle: 1:1
Data rate: 1 Mbps; Modulation: DSSS; Output power: 17 dBm
Medium: M2450 Medium parameters used (interpolated): f = 2437 MHz; σ = 1.86 mho/m; ε_r = 52.1; ρ = 1000 kg/m^3
Phantom section: Flat Section
DASY4 Configuration:
- Probe: ET3DV6 - SN1559; ConvF(3.98, 3.98, 3.98); Calibrated: 2008-01-23
- Sensor-Surface: 4mm (Mechanical And Optical Surface Detection)
- Electronics: DAE3 Sn413; Calibrated: 2008-01-18
- Phantom: SAM 12; Type: SAM; Serial: 1043
- Measurement SW: DASY4, V4.5 Build 19; Postprocessing SW: SEMCAD, V1.8 Build 146

Rear position - Middle/Area Scan (51x81x1): Measurement grid: dx=15mm, dy=15mm
Maximum value of SAR (interpolated) = 0.052 mW/g

Rear position - Middle/Zoom Scan (7x7x7) (7x7x7)/Cube 0: Measurement grid: dx=5mm, dy=5mm, dz=5mm
Reference Value = 5.17 V/m; Power Drift = -0.045 dB
Peak SAR (extrapolated) = 0.091 W/kg
SAR(1 g) = 0.046 mW/g; SAR(10 g) = 0.024 mW/g
Maximum value of SAR (measured) = 0.049 mW/g

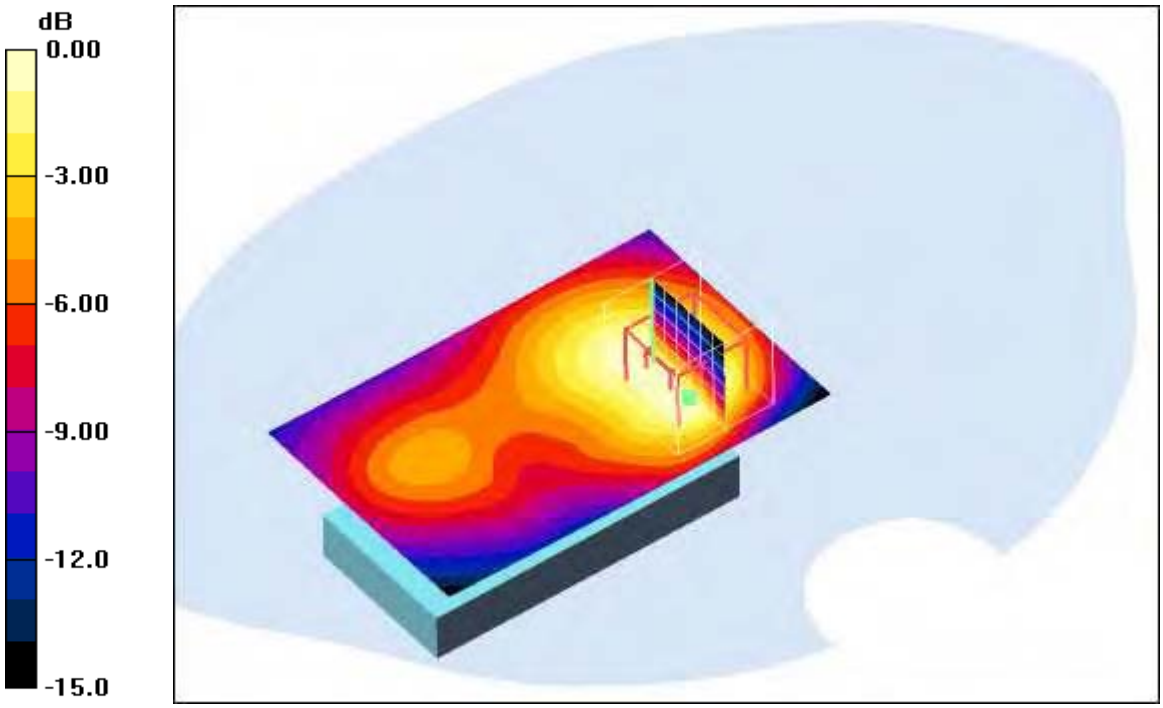

0 dB = 0.049mW/g

Additional information:
position or distance of DUT to SAM (if not standard head positions) : 15 mm
ambient temperature: 23.3°C; liquid temperature: 21.8°C

Date/Time: 2008-08-19 17:40:32Date/Time: 2008-08-19 17:45:48

P1528_OET65-Body-WLAN

DUT: Sony Ericsson; Type: AAD-3352031-; Serial: CB5112X2VF
Communication System: WLAN 2450 US; Frequency: 2462 MHz; Duty Cycle: 1:1
Data rate: 1 Mbps; Modulation: DSSS; Output power: 17 dBm
Medium: M2450 Medium parameters used (interpolated): f = 2462 MHz; σ = 1.86 mho/m; ε_r = 52.1; ρ = 1000 kg/m^3
Phantom section: Flat Section
DASY4 Configuration:
- Probe: ET3DV6 - SN1559; ConvF(3.98, 3.98, 3.98); Calibrated: 2008-01-23
- Sensor-Surface: 4mm (Mechanical And Optical Surface Detection)Sensor-Surface: 4mm (Mechanical Surface Detection)
- Electronics: DAE3 Sn413; Calibrated: 2008-01-18
- Phantom: SAM 12; Type: SAM; Serial: 1043
- Measurement SW: DASY4, V4.5 Build 19; Postprocessing SW: SEMCAD, V1.8 Build 146

Rear position - High/Area Scan (51x81x1): Measurement grid: dx=15mm, dy=15mm
Maximum value of SAR (interpolated) = 0.054 mW/g

Rear position - High/Zoom Scan (7x7x7) (7x7x7)/Cube 0: Measurement grid: dx=5mm, dy=5mm, dz=5mm
Reference Value = 5.15 V/m; Power Drift = 0.172 dB
Peak SAR (extrapolated) = 0.090 W/kg
SAR(1 g) = 0.046 mW/g; SAR(10 g) = 0.025 mW/g
Maximum value of SAR (measured) = 0.050 mW/g

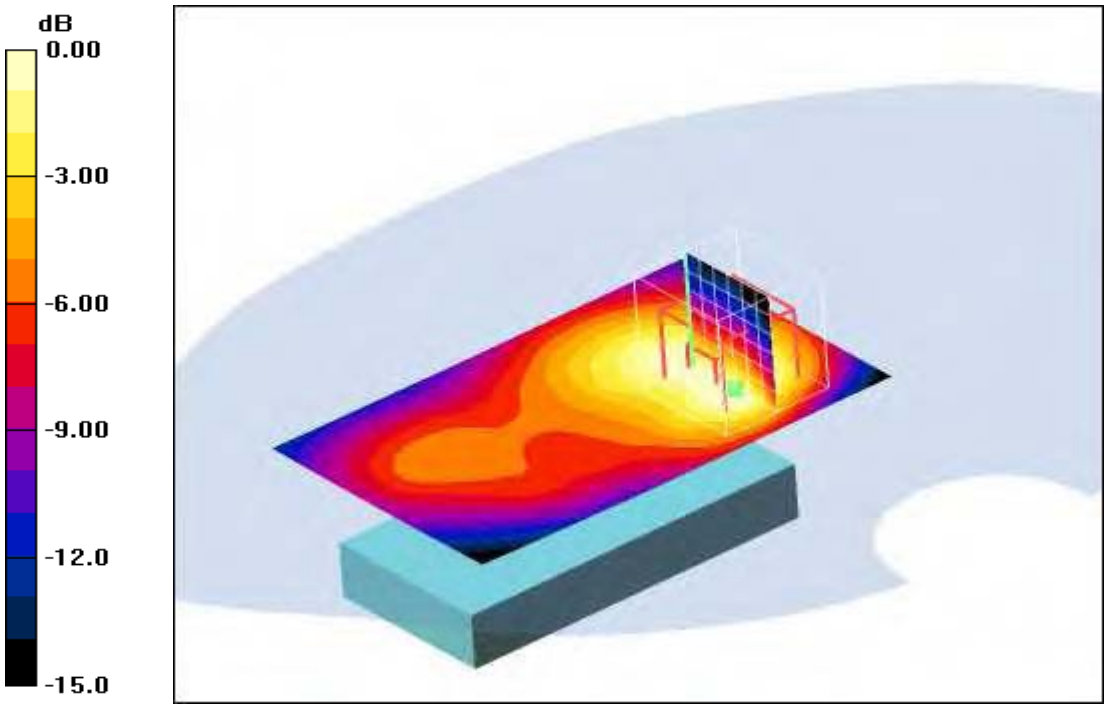

0 dB = 0.050mW/g

Additional information:
position or distance of DUT to SAM (if not standard head positions) : 15 mm
ambient temperature: 23.3°C; liquid temperature: 21.8°C

Date/Time: 2008-08-19 16:40:42Date/Time: 2008-08-19 16:45:57

P1528_OET65-Body-WLAN

DUT: Sony Ericsson; Type: AAD-3352031-; Serial: CB5112X2VF
Communication System: WLAN 2450 US; Frequency: 2412 MHz; Duty Cycle: 1:1
Data rate: 11 Mbps; Modulation: DSSS; Output power: 17 dBm
Medium: M2450 Medium parameters used (interpolated): f = 2412 MHz; σ = 1.86 mho/m; ε_r = 52.1; ρ = 1000 kg/m^3
Phantom section: Flat Section
DASY4 Configuration:
- Probe: ET3DV6 - SN1559; ConvF(3.98, 3.98, 3.98); Calibrated: 2008-01-23
- Sensor-Surface: 4mm (Mechanical And Optical Surface Detection)
- Electronics: DAE3 Sn413; Calibrated: 2008-01-18
- Phantom: SAM 12; Type: SAM; Serial: 1043
- Measurement SW: DASY4, V4.5 Build 19; Postprocessing SW: SEMCAD, V1.8 Build 146

Rear position - Low 11Mbps/Area Scan (51x81x1): Measurement grid: dx=15mm, dy=15mm
Maximum value of SAR (interpolated) = 0.067 mW/g

Rear position - Low 11Mbps/Zoom Scan (7x7x7) (7x7x7)/Cube 0: Measurement grid: dx=5mm, dy=5mm, dz=5mm
Reference Value = 5.89 V/m; Power Drift = -0.045 dB
Peak SAR (extrapolated) = 0.116 W/kg
SAR(1 g) = 0.059 mW/g; SAR(10 g) = 0.032 mW/g
Maximum value of SAR (measured) = 0.063 mW/g

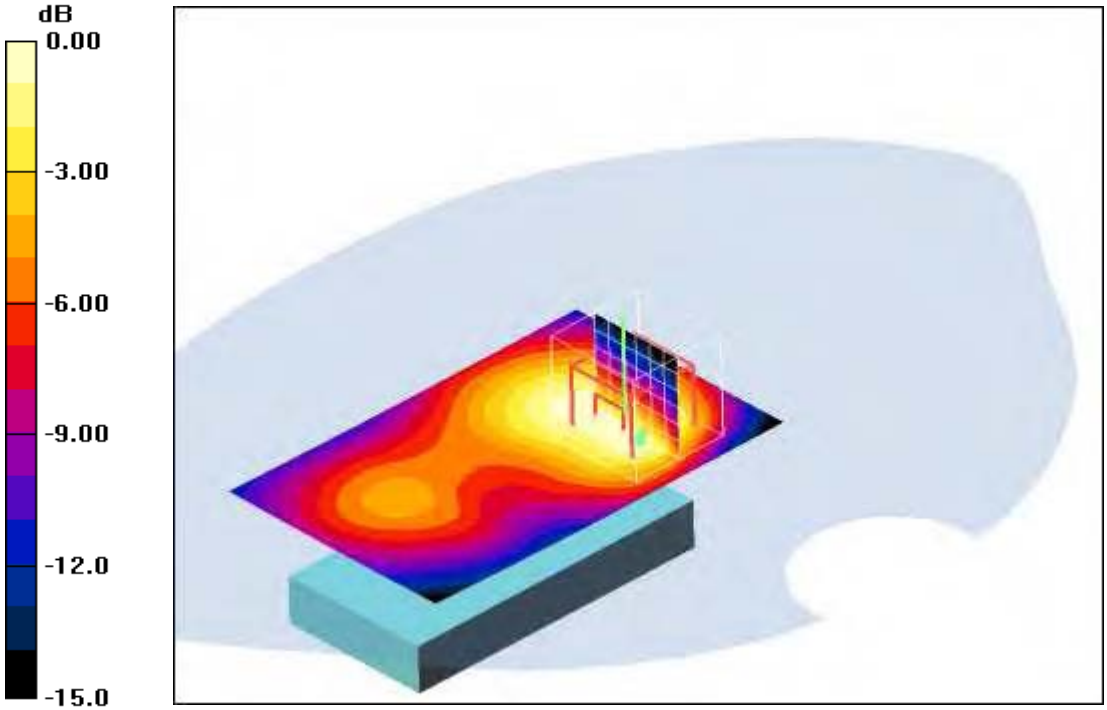

0 dB = 0.063mW/g

Additional information:
position or distance of DUT to SAM (if not standard head positions) : 15 mm
ambient temperature: 23.3°C; liquid temperature: 21.8°C

Date/Time: 2008-08-19 17:05:07Date/Time: 2008-08-19 17:19:44

P1528_OET65-Body-WLAN

DUT: Sony Ericsson; Type: AAD-3352031-; Serial: CB5112X2VF
Communication System: WLAN 2450 US; Frequency: 2412 MHz; Duty Cycle: 1:1
Data rate: 54 Mbps; Modulation: OFDM; Output power: 13 dBm
Medium: M2450 Medium parameters used (interpolated): f = 2412 MHz; σ = 1.86 mho/m; ε_r = 52.1; ρ = 1000 kg/m^3
Phantom section: Flat Section
DASY4 Configuration:
- Probe: ET3DV6 - SN1559; ConvF(3.98, 3.98, 3.98); Calibrated: 2008-01-23
- Sensor-Surface: 4mm (Mechanical And Optical Surface Detection)
- Electronics: DAE3 Sn413; Calibrated: 2008-01-18
- Phantom: SAM 12; Type: SAM; Serial: 1043
- Measurement SW: DASY4, V4.5 Build 19; Postprocessing SW: SEMCAD, V1.8 Build 146

Rear position - Low 54Mbps/Area Scan (51x81x1): Measurement grid: dx=15mm, dy=15mm
Maximum value of SAR (interpolated) = 0.031 mW/g

Rear position - Low 54Mbps/Zoom Scan (7x7x7) (7x7x7)/Cube 0: Measurement grid: dx=5mm, dy=5mm, dz=5mm
Reference Value = 4.53 V/m; Power Drift = 0.164 dB
Peak SAR (extrapolated) = 0.064 W/kg
SAR(1 g) = 0.031 mW/g; SAR(10 g) = 0.018 mW/g
Maximum value of SAR (measured) = 0.035 mW/g

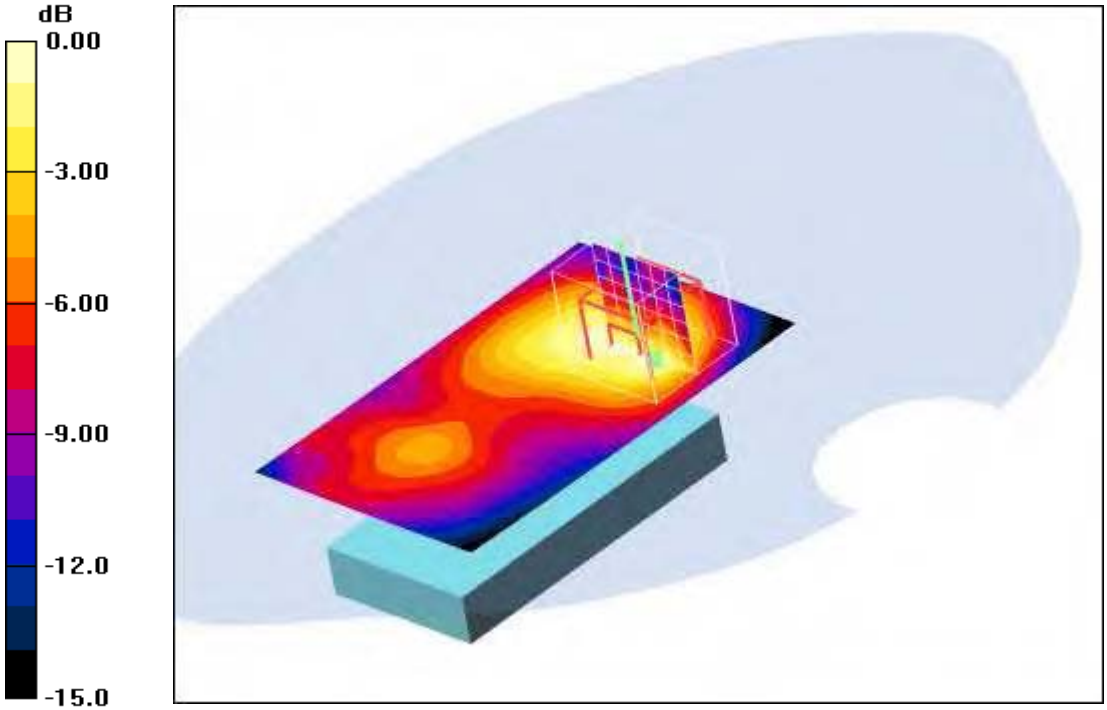

0 dB = 0.035mW/g

Additional information:
position or distance of DUT to SAM (if not standard head positions) : 15 mm
ambient temperature: 23.3°C; liquid temperature: 21.8°C

Date/Time: 2008-08-19 18:43:16Date/Time: 2008-08-19 18:49:03

P1528_OET65-Body-WLAN

DUT: Sony Ericsson; Type: AAD-3352031-; Serial: CB5112X2VF
Communication System: WLAN 2450 US; Frequency: 2412 MHz; Duty Cycle: 1:1
Data rate: 6 Mbps; Modulation: OFDM; Output power: 13 dBm
Medium: M2450 Medium parameters used (interpolated): f = 2412 MHz; σ = 1.86 mho/m; ε_r = 52.1; ρ = 1000 kg/m^3
Phantom section: Flat Section
DASY4 Configuration:
- Probe: ET3DV6 - SN1559; ConvF(3.98, 3.98, 3.98); Calibrated: 2008-01-23
- Sensor-Surface: 4mm (Mechanical Surface Detection)
- Electronics: DAE3 Sn413; Calibrated: 2008-01-18
- Phantom: SAM 12; Type: SAM; Serial: 1043
- Measurement SW: DASY4, V4.5 Build 19; Postprocessing SW: SEMCAD, V1.8 Build 146

Rear position - Low 6Mbps/Area Scan (51x81x1): Measurement grid: dx=15mm, dy=15mm
Maximum value of SAR (interpolated) = 0.019 mW/g

Rear position - Low 6Mbps/Zoom Scan (7x7x7) (7x7x7)/Cube 0: Measurement grid: dx=5mm, dy=5mm, dz=5mm
Reference Value = 3.09 V/m; Power Drift = -0.140 dB
Peak SAR (extrapolated) = 0.039 W/kg
SAR(1 g) = 0.018 mW/g; SAR(10 g) = 0.00976 mW/g
Maximum value of SAR (measured) = 0.019 mW/g

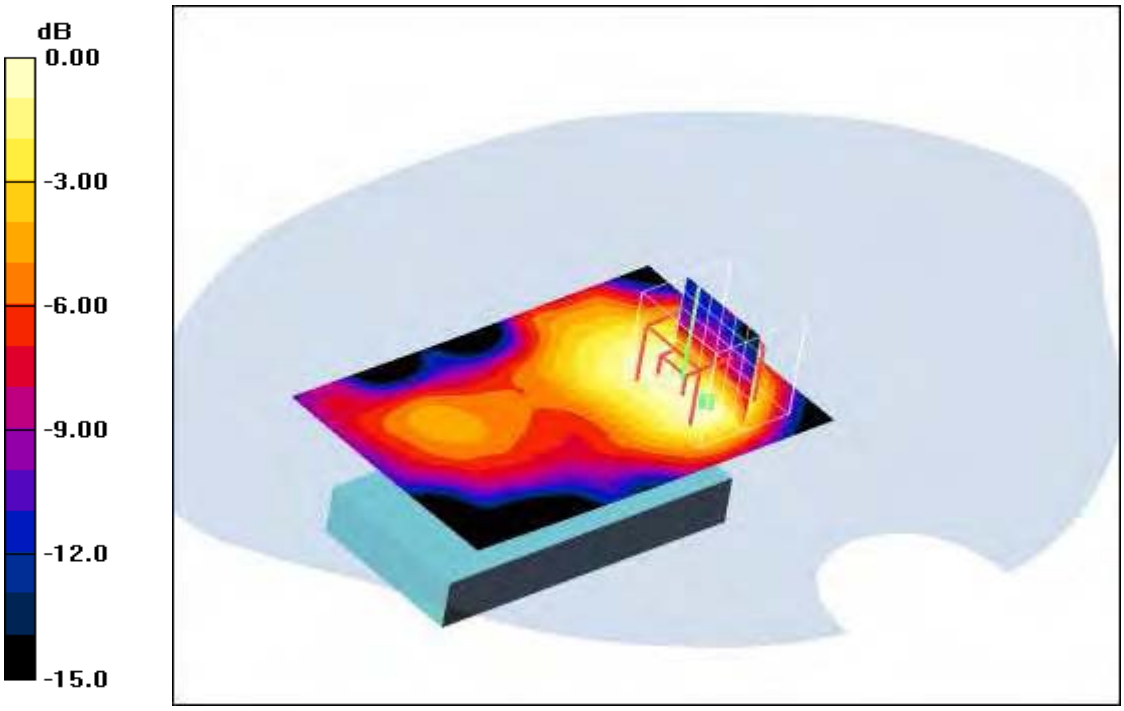

0 dB = 0.019mW/g

Additional information:
position or distance of DUT to SAM (if not standard head positions) : 15 mm
ambient temperature: 23.3°C; liquid temperature: 21.8°C

Annex 2.7 Z-axis scans

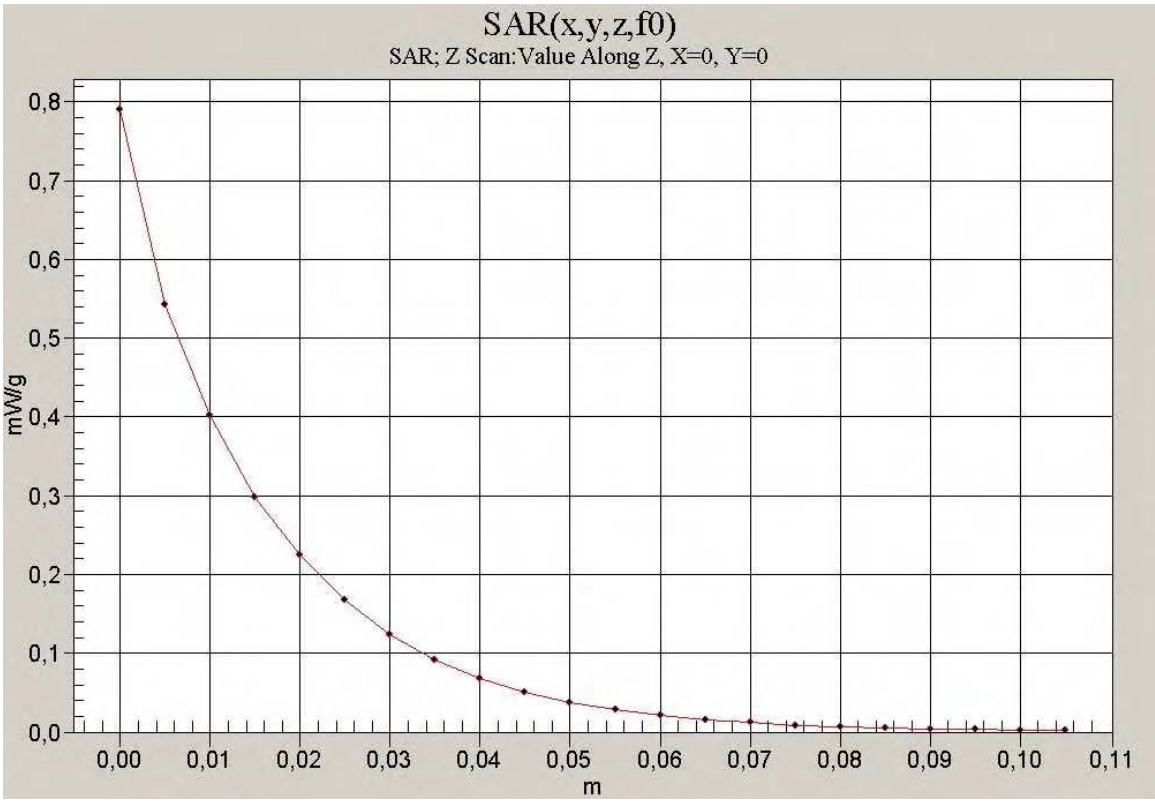

850 head

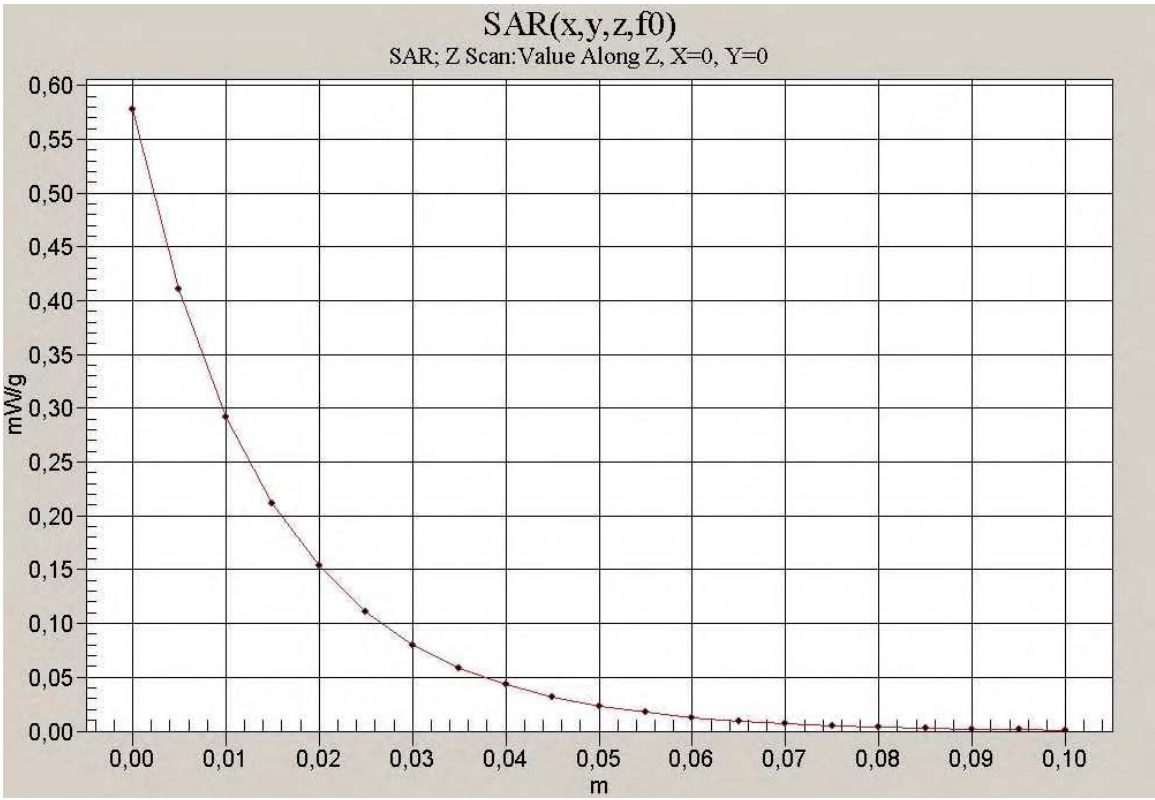

850 body

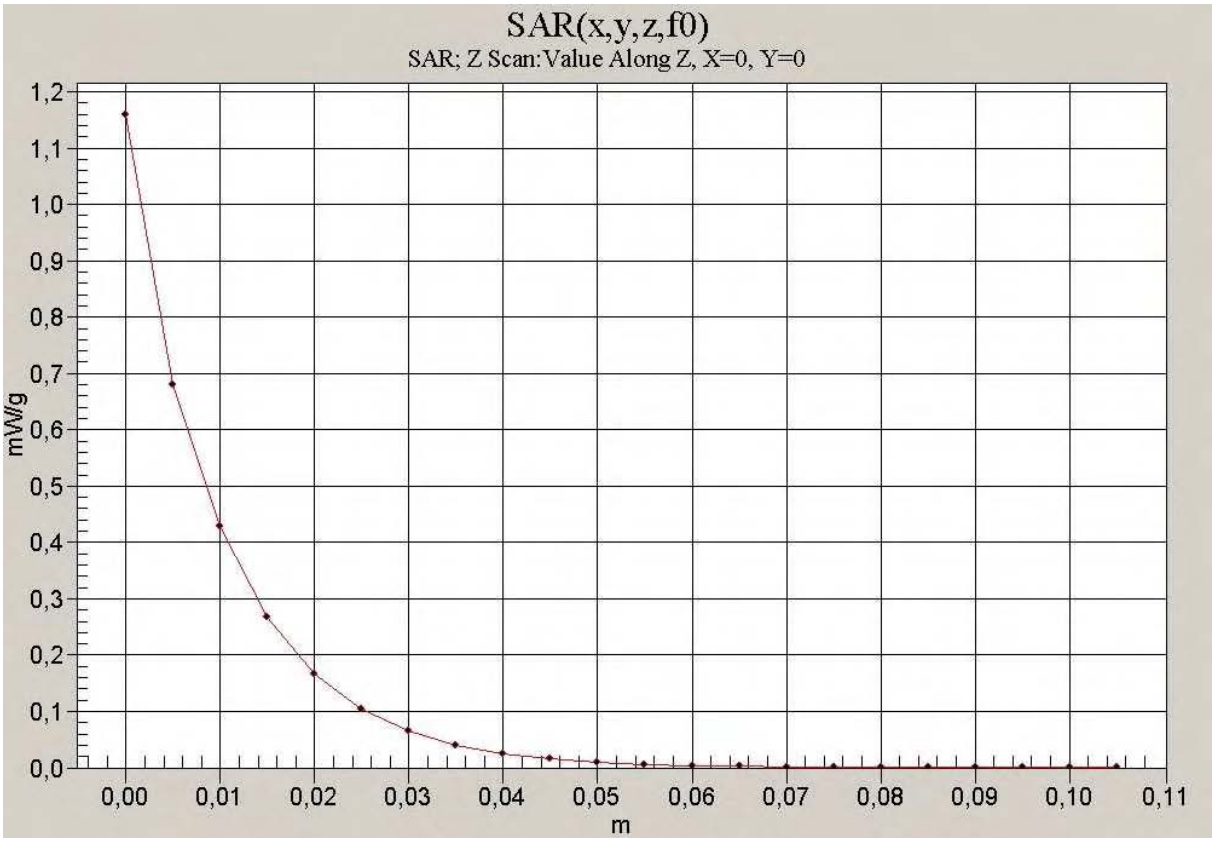

1900 head

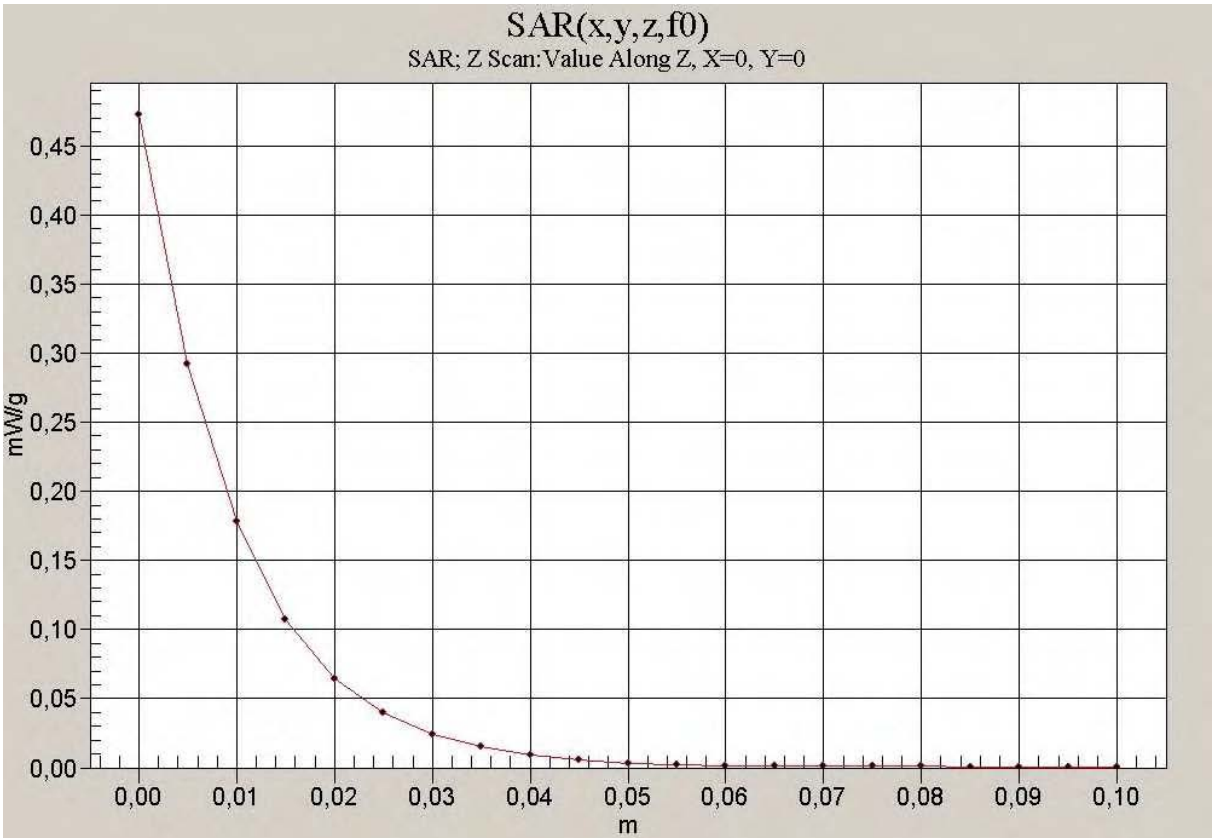

1900 body

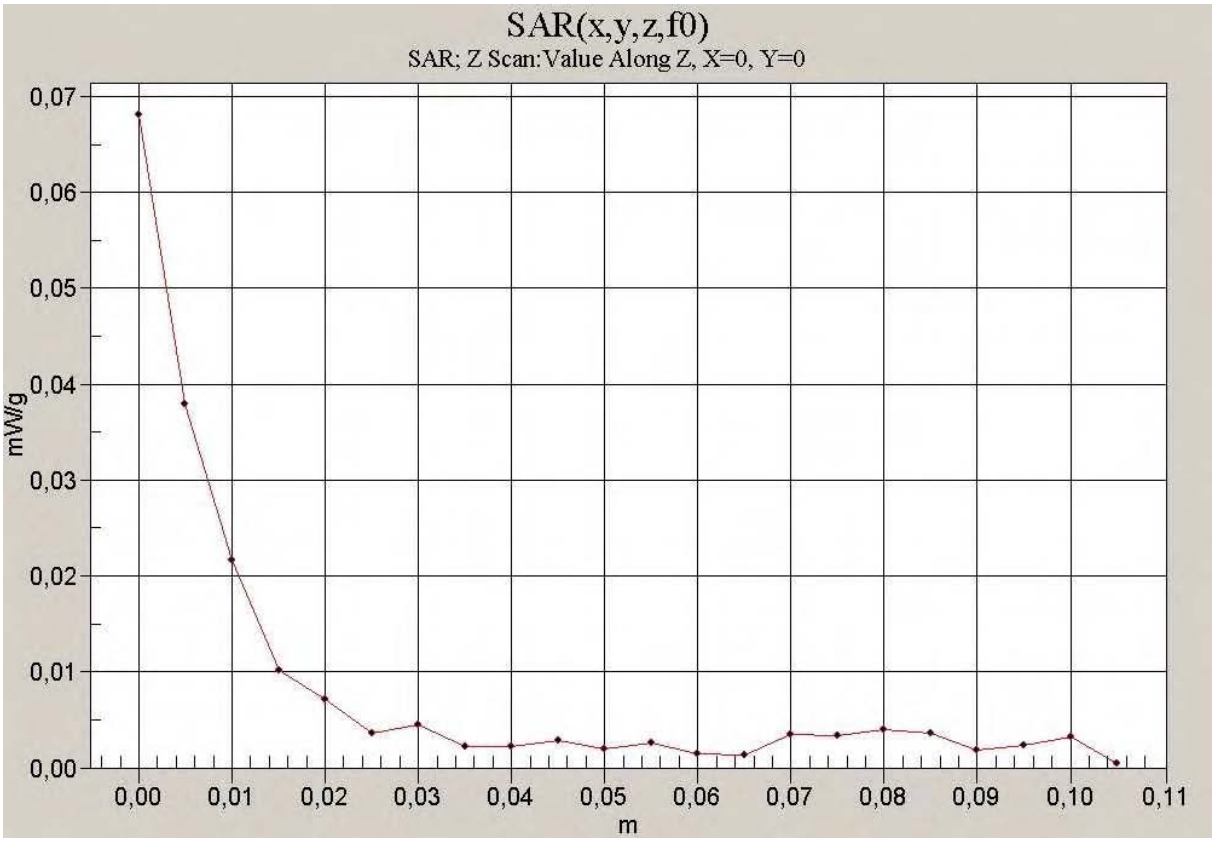

2450 head

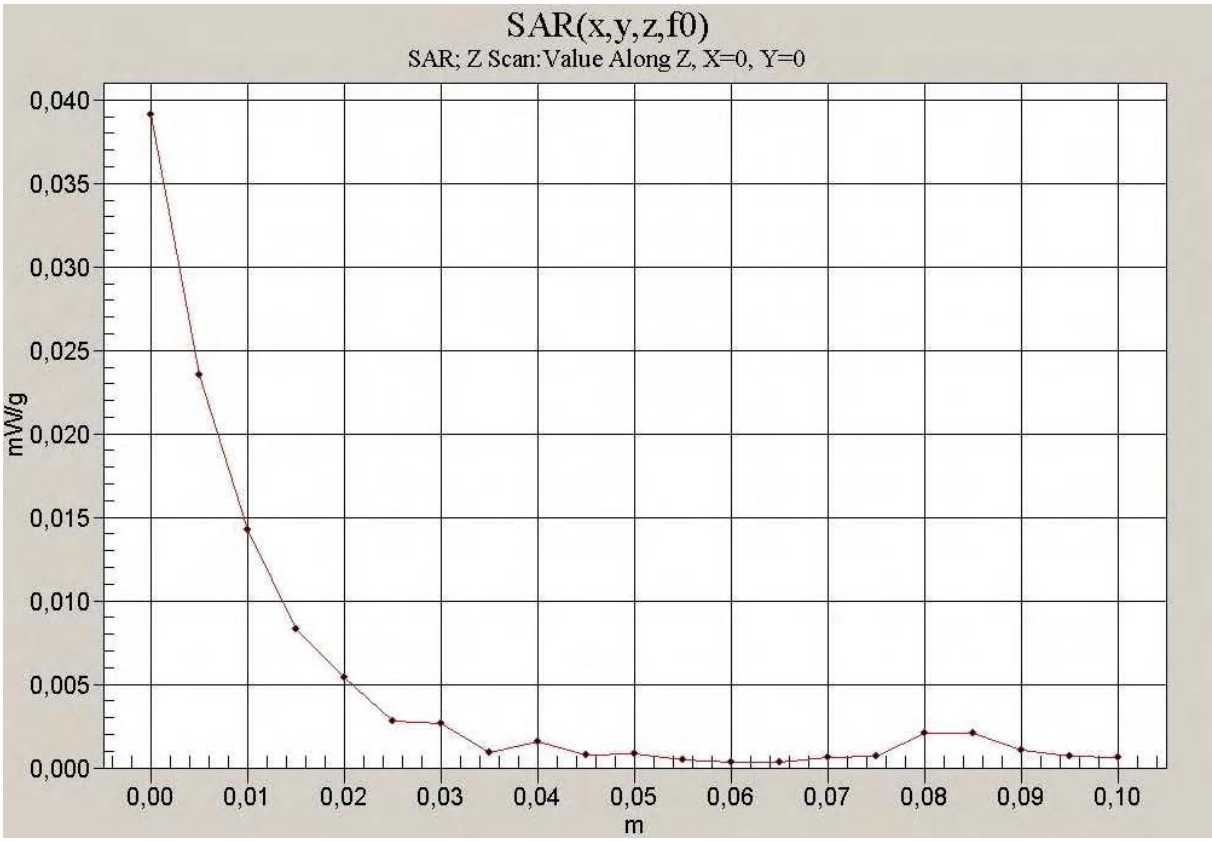

2450 body

Annex 3 Photo documentation

Photo 1: Measurement System DASY 4

Photo 2: DUT - front view

Photo 3: DUT - front view (slide opened)

Photo 4: DUT - side view

Photo 5: DUT - side view (slide opened)

Photo 6: DUT - rear view (slide opened)

Photo 7: DUT - rear view

Photo 8: DUT - rear view (open)

Photo 9: DUT - rear view (open) without battery

Photo 10: DUT - rear view (label)

Photo 11: The battery

Photo 12: Test position left hand touched (slide-in)



Photo 13: Test position left hand touched (slide-in)

Photo 14: Test position left hand touched (slide-in)



Photo 15: Test position left hand tilted 15° (slide-in)



Photo 16: Test position left hand tilted 15° (slide-in)

Photo 17: Test position left hand touched (slide opened)



Photo 18: Test position left hand touched (slide opened)

Photo 19: Test position left hand touched (slide opened)

Photo 20: Test position left hand tilted 15° (slide opened)



Photo 21: Test position left hand tilted 15° (slide opened)

Photo 22: Test position right hand touched (slide-in)



Photo 23: Test position right hand touched (slide-in)



Photo 24: Test position right hand touched (slide-in)



Photo 25: Test position right hand tilted 15° (slide-in)

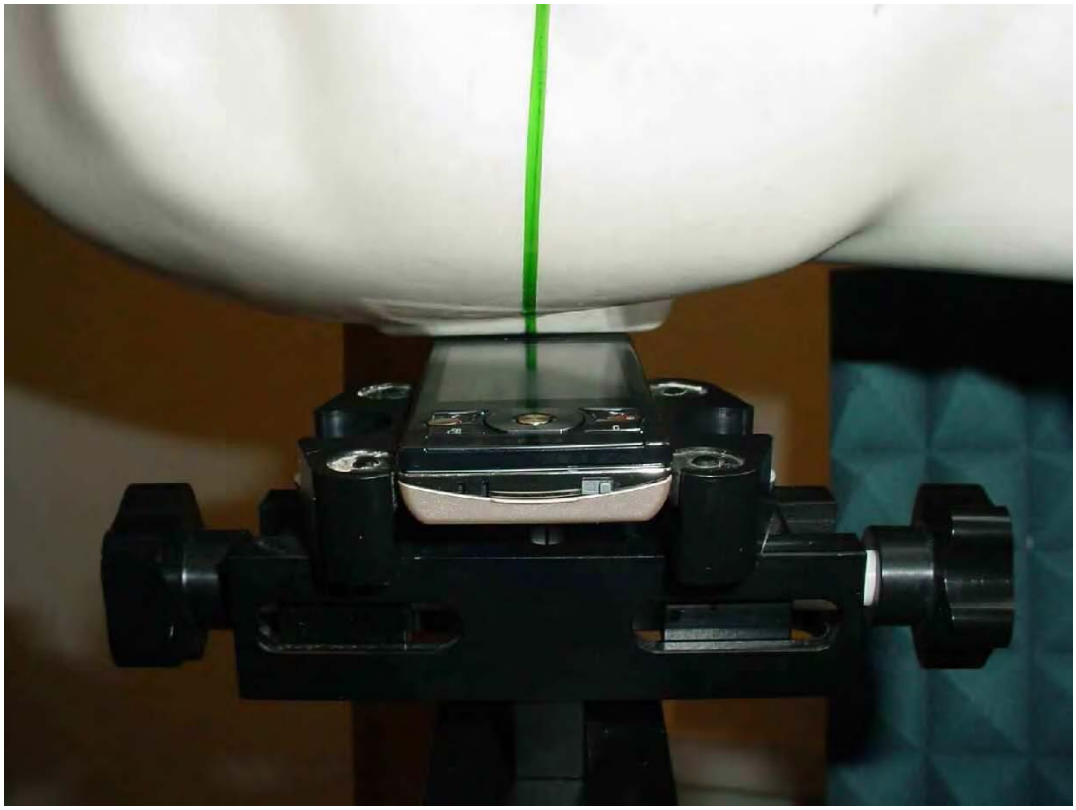

Photo 26: Test position right hand tilted 15° (slide-in)

Photo 27: Test position right hand touched (slide opened)



Photo 28: Test position right hand touched (slide opened)



Photo 29: Test position right hand touched (slide opened)



Photo 30: Test position right hand tilted 15° (slide opened)



Photo 31: Test position right hand tilted 15° (slide opened)

Photo 32: Test position body worn front side (15 mm distance)



Photo 33: Test position body worn front side (15 mm distance)

Photo 34: Test position body worn rear side (15 mm distance)

Photo 35: Test position body worn rear side (15 mm distance)



Annex 3.1 Liquid depth

Photo 36: Liquid depth 850 MHz head simulating liquid



Photo 37: Liquid depth 850 MHz body simulating liquid



Photo 38: Liquid depth 1900 MHz head simulating liquid

Photo 39: Liquid depth 1900 MHz body simulating liquid

Photo 40: Liquid depth 2450 MHz head simulating liquid



Photo 41: Liquid depth 2450 MHz body simulating liquid



Annex 4 RF Technical Brief Cover Sheet acc. to RSS-102

1. COMPANY NUMBER: 4170B

2. MODEL NUMBER: A3352031

3. MANUFACTURER: Sony Ericsson Mobile Communications AB

4. TYPE OF EVALUATION:

(a) SAR Evaluation: Device used in the Vicinity of the Human Head

- **Multiple transmitters: Yes ☒ No ☐**
- **Evaluated against exposure limits: General Public Use ☒ Controlled Use ☐**
- **Duty cycle used in evaluation: 12.5 %**
- **Standard used for evaluation: RSS-102 Issue 2 (2005-11)**
- **SAR value: 0.979 W/kg. Measured ☒ Computed ☐ Calculated ☐**

(b) SAR Evaluation: Body-worn Device

- **Multiple transmitters: Yes ☒ No ☐**
- **Evaluated against exposure limits: General Public Use ☒ Controlled Use ☐**
- **Duty cycle used in evaluation: 25 %**
- **Standard used for evaluation: RSS-102 Issue 2 (2005-11)**
- **SAR value: 0.766 W/kg. Measured ☒ Computed ☐ Calculated ☐**

Annex 4.1 Declaration of RF Exposure Compliance

ATTESTATION: I attest that the information provided in Annex 4 is correct; that a Technical Brief was prepared and the information it contains is correct; that the device evaluation was performed or supervised by me; that applicable measurement methods and evaluation methodologies have been followed and that the device meets the SAR and/or RF exposure limits of RSS-102.

Signature: Thomas Vogler **Date: 2008-08-28**

NAME : Thomas Vogler

TITLE : Dipl.-Ing. (FH)

COMPANY : CETECOM ICT Services GmbH

Annex 5 Calibration parameters

Calibration parameters are described in the additional document :

Appendix to test report no. 2-4883-53-02/08‘
Calibration data, Phantom certificate
and detail information of the DASY4 System