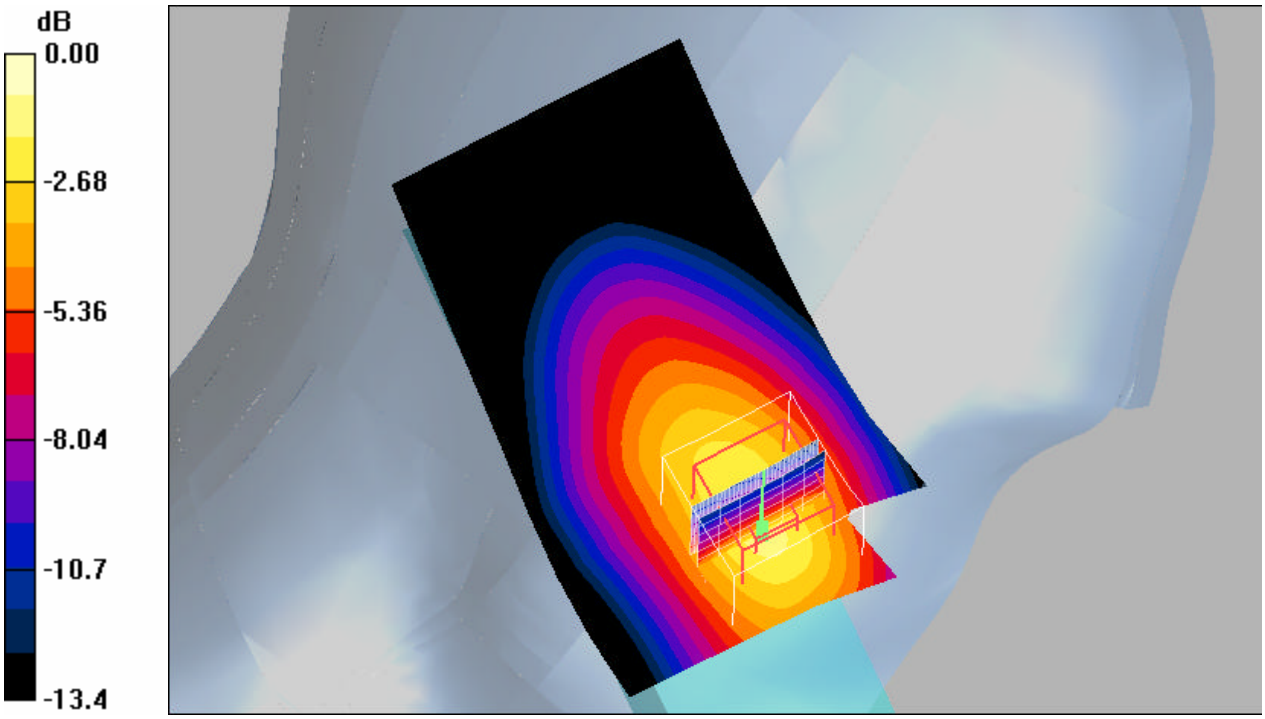
dB
0.00
-2.68
-5.36
-8.04
-10.7
-13.4

0 dB = 0.788mW/g

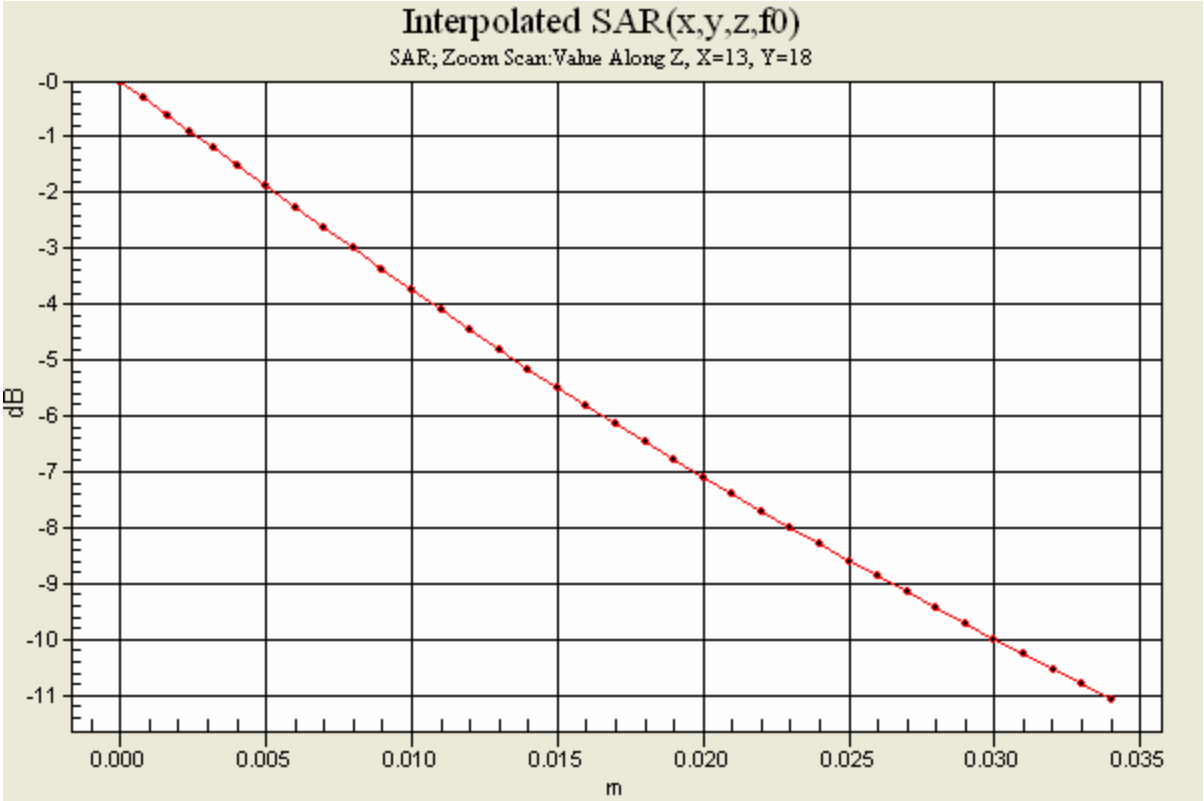
Interpolated SAR(x,y,z,f0)
SAR; Zoom Scan:Value Along Z, X=13, Y=18
dB
-0
-1
-2
-3
-4
-5
-6
-7
-8
-9
-10
-11
0.000
0.005
0.010
0.015
0.020
0.025
0.030
0.035
m

Prepared (also subject responsible if other)	No.	
SEM/CV/PF/P Gerard Hayes and Rodney Dixon	REP 2006 001 Z525A 01	
Approved / Checked		
SEM/CV/PF/P Gerard Hayes	A	X:\SAR Chamber\FCC reports\Z525A\Final

900 GSM Band: SAR Distribution and Extrapolation of Maximum SAR
Model: Z525A SN: BD3ZZYJHY5 with Standard Battery: BST-37
PTT, 25mm Separation, Flat section,, Closed Position.

Date/Time: 2/1/2006 9:46:16 AM
File Name: 01Feb06_Z525A_GSM900_JHY5_closed_PTT01.da4
DUT: Z525A
Program Notes: Battery: BST-37
Humidity: 31.1% Ambient Temp: 24.7 C Simulant Temp: 24.6 C
Communication System: GSM 900; Frequency: 890.2 MHz;Duty Cycle: 1:8.3
Medium: Head 835/900 MHzMedium parameters used (interpolated): f = 890.2 MHz; s = 0.944 mho/m; e_r = 40.4; ? = 1000 kg/m^3
Phantom section: Flat Section
DASY4 Configuration:
- Probe: ET3DV6 - SN1586; ConvF(6.46, 6.46, 6.46); Calibrated: 5/26/2005
- Sensor-Surface: 4mm (Mechanical Surface Detection)
- Electronics: DAE3 Sn416; Calibrated: 11/10/2005
- Phantom: SAM with CRP (Low Band Head); Type: SAM; Serial: 1251
- Measurement SW: DASY4, V4.6 Build 23; Postprocessing SW: SEMCAD, V1.8 Build 160

Unnamed procedure/Area Scan (61x81x1):
Measurement grid: dx=15mm, dy=15mm
Info: Interpolated medium parameters used for SAR evaluation.
Maximum value of SAR (interpolated) = 0.060 mW/g
Unnamed procedure/Zoom Scan (7x7x7)/Cube 0:
Measurement grid: dx=5mm, dy=5mm, dz=5mm
Reference Value = 3.99 V/m; Power Drift = 0.101 dB
Peak SAR (extrapolated) = 0.075 W/kg
SAR(1 g) = 0.057 mW/g; SAR(10 g) = 0.040 mW/g
Info: Interpolated medium parameters used for SAR evaluation.
Maximum value of SAR (measured) = 0.060 mW/g
Unnamed procedure/Zoom Scan (31x31x36)/Cube 0:
Measurement grid: dx=5mm, dy=5mm, dz=5mm
Reference Value = 3.99 V/m; Power Drift = 0.101 dB
Info: Interpolated medium parameters used for SAR evaluation.
Maximum value of SAR (interpolated) = 0.075 mW/g

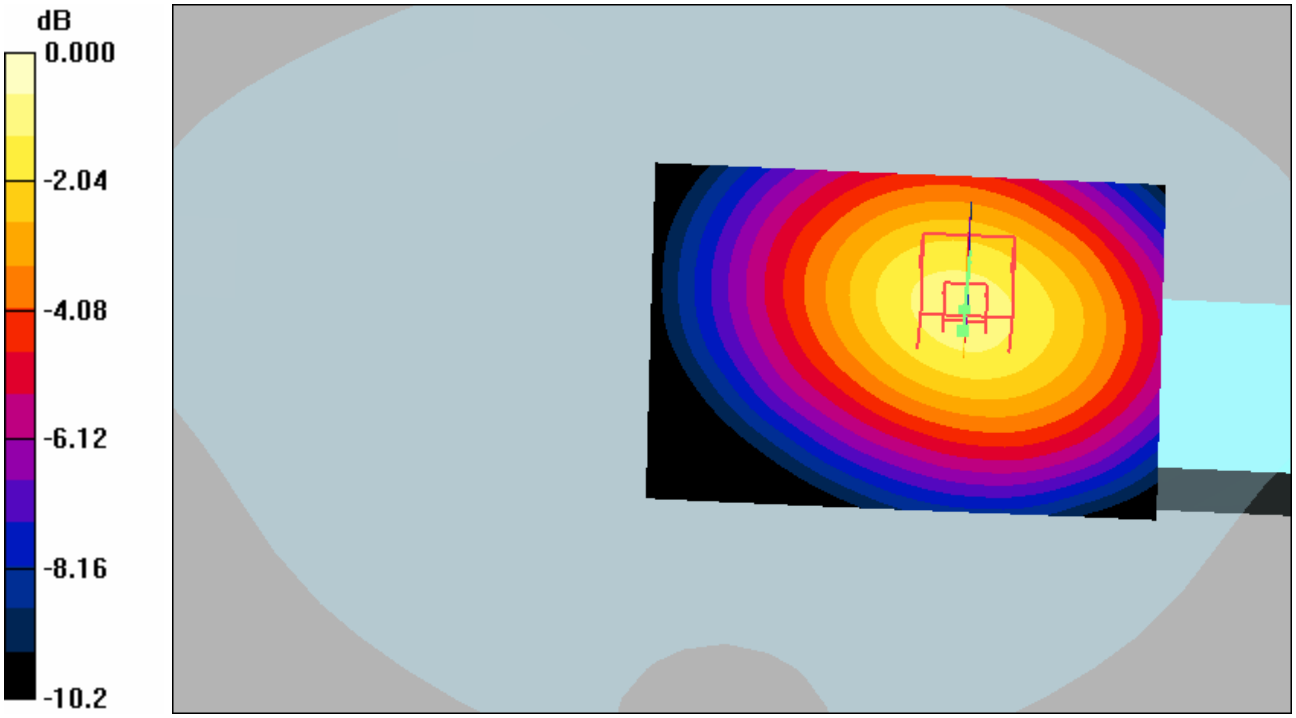
dB
0.000
-2.04
-4.08
-6.12
-8.16
-10.2

0 dB = 0.075mW/g

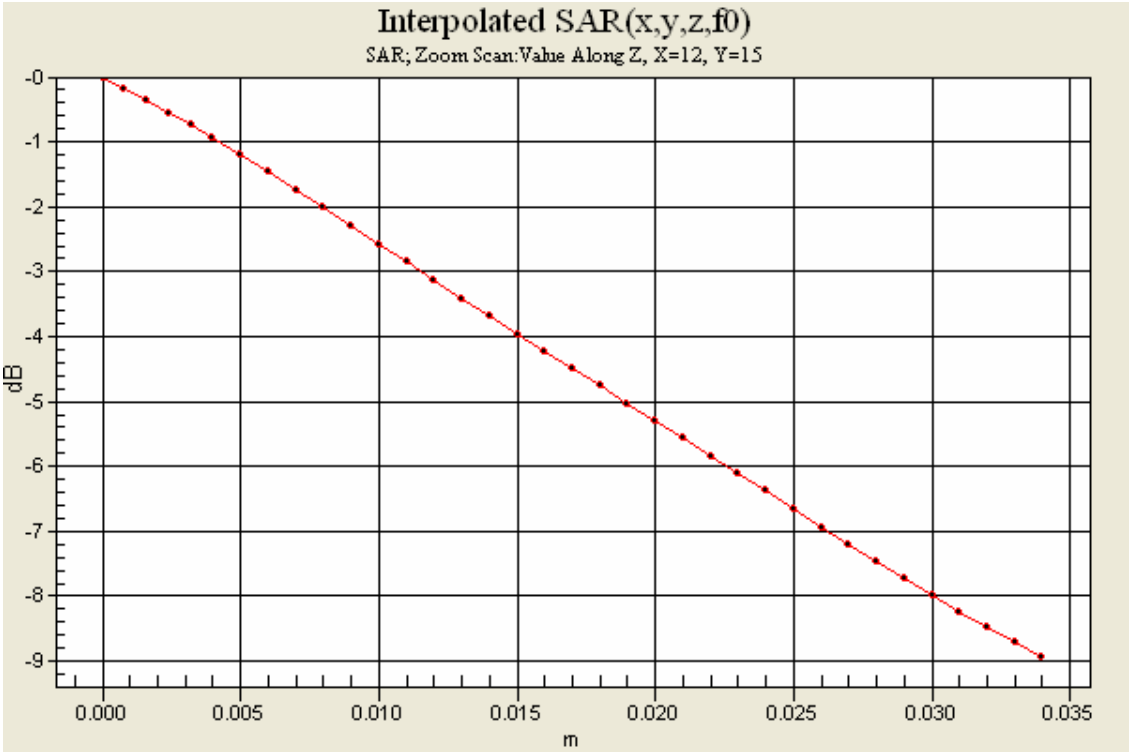
Interpolated SAR(x,y,z,f0)
SAR; Zoom Scan:Value Along Z, X=12, Y=15
dB
-0
-1
-2
-3
-4
-5
-6
-7
-8
-9
0.000
0.005
0.010
0.015
0.020
0.025
0.030
0.035
m

Prepared (also subject responsible if other)	No.	
SEM/CV/PF/P Gerard Hayes and Rodney Dixon	REP 2006 001 Z525A 01	
Approved / Checked		
SEM/CV/PF/P Gerard Hayes	A	X:\SAR Chamber\FCC reports\Z525A\Final

900 GSM Band: SAR Distribution and Extrapolation of Maximum SAR
Model: Z525A SN: BD3ZZYJHY5 with Standard Battery: BST-37
PTT, 25mm Separation, Flat section, Closed Position with Bluetooth on.

Date/Time: 2/1/2006 11:00:47 AM
File Name: 01Feb06_Z525A_GSM900_JHY5_closed_BT_PTT01.da4
DUT: Z525A
Program Notes: Battery: BST-37
Humidity: 31.1% Ambient Temp: 24.7 C Simulant Temp: 24.6 C
Communication System: GSM 900; Frequency: 890.2 MHz;Duty Cycle: 1:8.3
Medium: Head 835/900 MHzMedium parameters used (interpolated): f = 890.2 MHz; s = 0.944 mho/m; e_r = 40.4; ? = 1000 kg/m^3
Phantom section: Flat Section
DASY4 Configuration:
- Probe: ET3DV6 - SN1586; ConvF(6.46, 6.46, 6.46); Calibrated: 5/26/2005
- Sensor-Surface: 4mm (Mechanical Surface Detection)
- Electronics: DAE3 Sn416; Calibrated: 11/10/2005
- Phantom: SAM with CRP (Low Band Head); Type: SAM; Serial: 1251
- Measurement SW: DASY4, V4.6 Build 23; Postprocessing SW: SEMCAD, V1.8 Build 160

Unnamed procedure/Area Scan (61x81x1):
Measurement grid: dx=15mm, dy=15mm
Info: Interpolated medium parameters used for SAR evaluation.
Maximum value of SAR (interpolated) = 0.059 mW/g
Unnamed procedure/Zoom Scan (7x7x7)/Cube 0:
Measurement grid: dx=5mm, dy=5mm, dz=5mm
Reference Value = 4.42 V/m; Power Drift = -0.056 dB
Peak SAR (extrapolated) = 0.072 W/kg
SAR(1 g) = 0.055 mW/g; SAR(10 g) = 0.039 mW/g
Info: Interpolated medium parameters used for SAR evaluation.
Maximum value of SAR (measured) = 0.059 mW/g
Unnamed procedure/Zoom Scan (31x31x36)/Cube 0:
Measurement grid: dx=5mm, dy=5mm, dz=5mm
Reference Value = 4.42 V/m; Power Drift = -0.056 dB
Info: Interpolated medium parameters used for SAR evaluation.
Maximumvalue of SAR (interpolated) = 0.072 mW/g

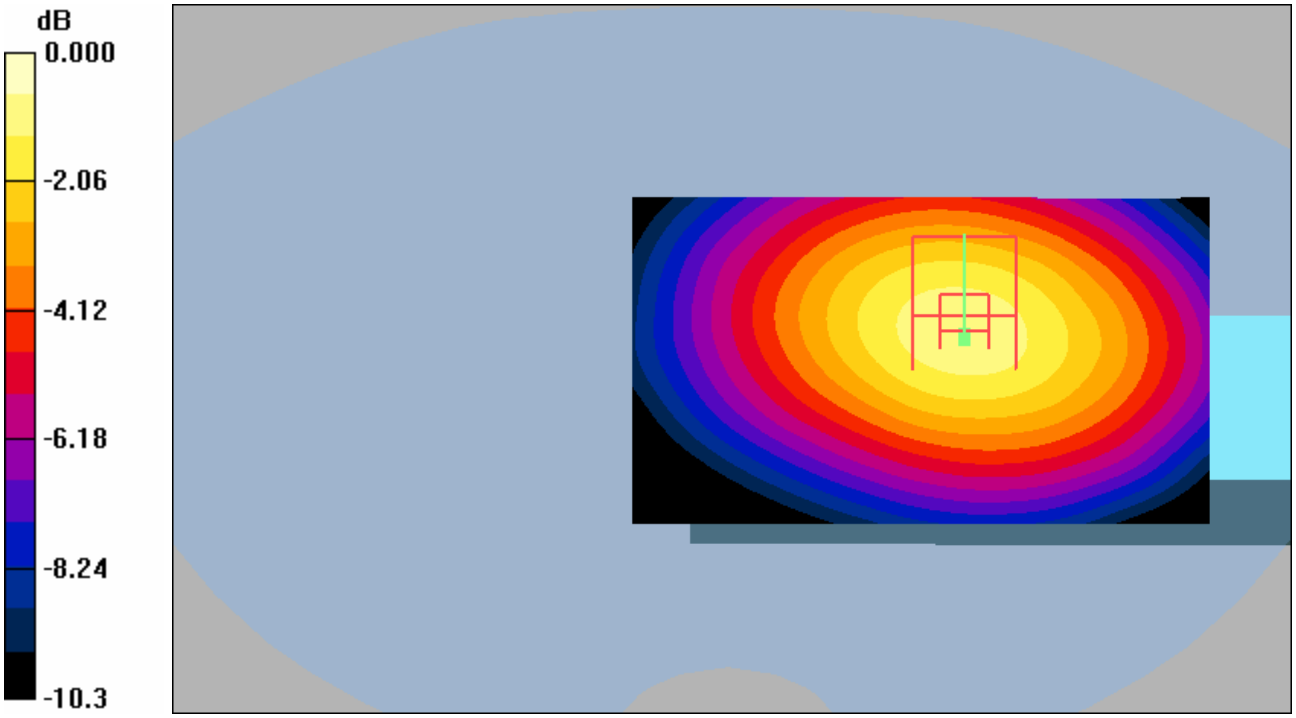

0 dB = 0.072mW/g

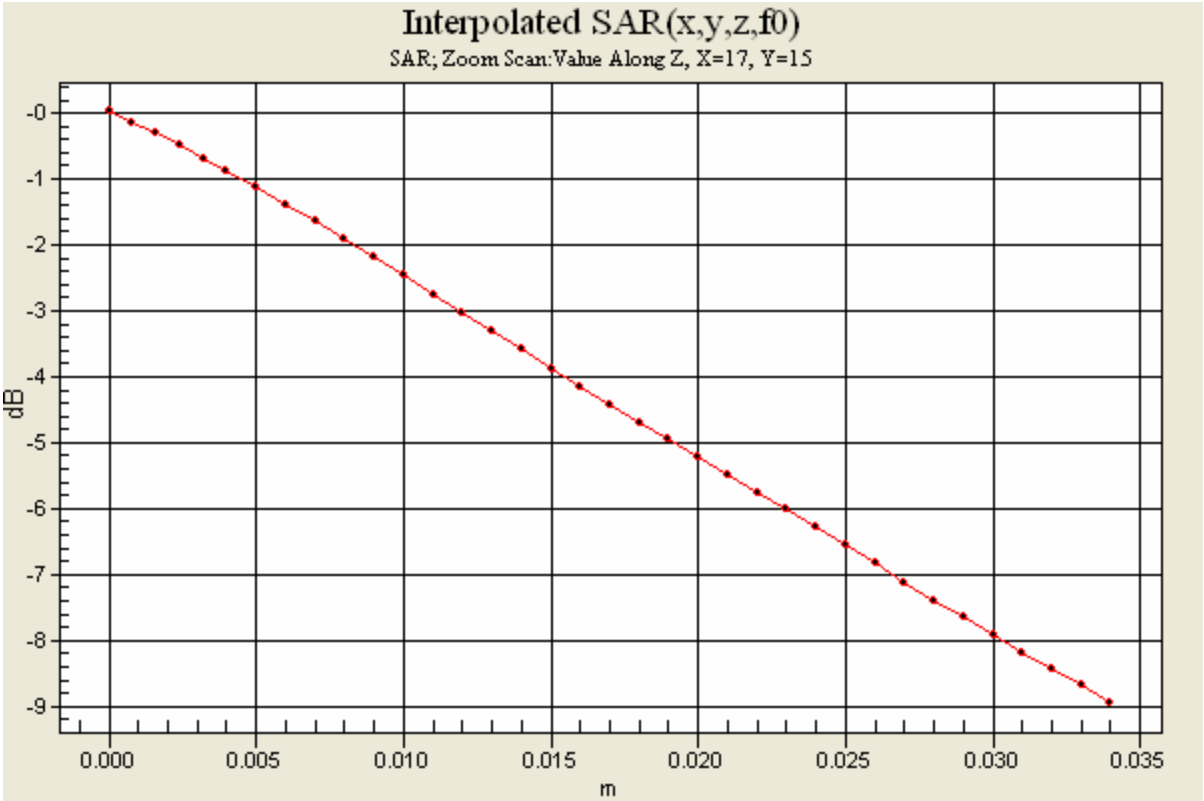

Exhibit 11

Prepared (also subject responsible if other)		No.	
SEM/CV/PF/P Gerard Hayes and Rodney Dixon		REP 2006 001 Z525A 01	
Approved	Checked		
SEM/CV/PF/P Gerard Hayes		A	X:\SAR Chamber\FCC reports\Z525A\Final

900 GSM Band: SAR Distribution and Extrapolation of Maximum SAR
Model: Z525A SN: BD3ZZYJHY5 with Standard Battery: BST-37
PTT, 25mm Separation, Flat section, Open Position.

Date/Time: 2/1/2006 8:51:49 AM
File Name: 01Feb06_Z525A_GSM900_JHY5_open_PTT01.da4
DUT: Z525A
Program Notes: Battery: BST-37
Humidity: 30.4% Ambient Temp: 24.6 C Simulant Temp: 24.5 C
Communication System: GSM 900; Frequency: 915.8 MHz;Duty Cycle: 1:8.3
Medium: Head 835/900 MHzMedium parameters used (interpolated): f = 915.8 MHz; s = 0.968 mho/m; e_r = 40.1; ? = 1000 kg/m^3
Phantom section: Flat Section
DASY4 Configuration:
- Probe: ET3DV6 - SN1586; ConvF(6.46, 6.46, 6.46); Calibrated: 5/26/2005
- Sensor-Surface: 4mm (Mechanical Surface Detection)
- Electronics: DAE3 Sn416; Calibrated: 11/10/2005
- Phantom: SAM with CRP (Low Band Head); Type: SAM; Serial: 1251
- Measurement SW: DASY4, V4.6 Build 23; Postprocessing SW: SEMCAD, V1.8 Build 160

Unnamed procedure 3/Area Scan (51x81x1):
Measurement grid: dx=15mm, dy=15mm
Info: Interpolated medium parameters used for SAR evaluation.
Maximum value of SAR (interpolated) = 0.224 mW/g
Unnamed procedure 3/Zoom Scan (7x7x7)/Cube 0:
Measurement grid: dx=5mm, dy=5mm, dz=5mm
Reference Value = 10.5 V/m; Power Drift = 0.069 dB
Peak SAR (extrapolated) = 0.287 W/kg
SAR(1 g) = 0.212 mW/g; SAR(10 g) = 0.148 mW/g
Info: Interpolated medium parameters used for SAR evaluation.
Maximum value of SAR (measured) = 0.225 mW/g
Unnamed procedure 3/Zoom Scan (31x31x36)/Cube 0:
Measurement grid: dx=5mm, dy=5mm, dz=5mm
Reference Value = 10.5 V/m; Power Drift = 0.069 dB
Info: Interpolated medium parameters used for SAR evaluation.
Maximum value of SAR (interpolated) = 0.287 mW/g

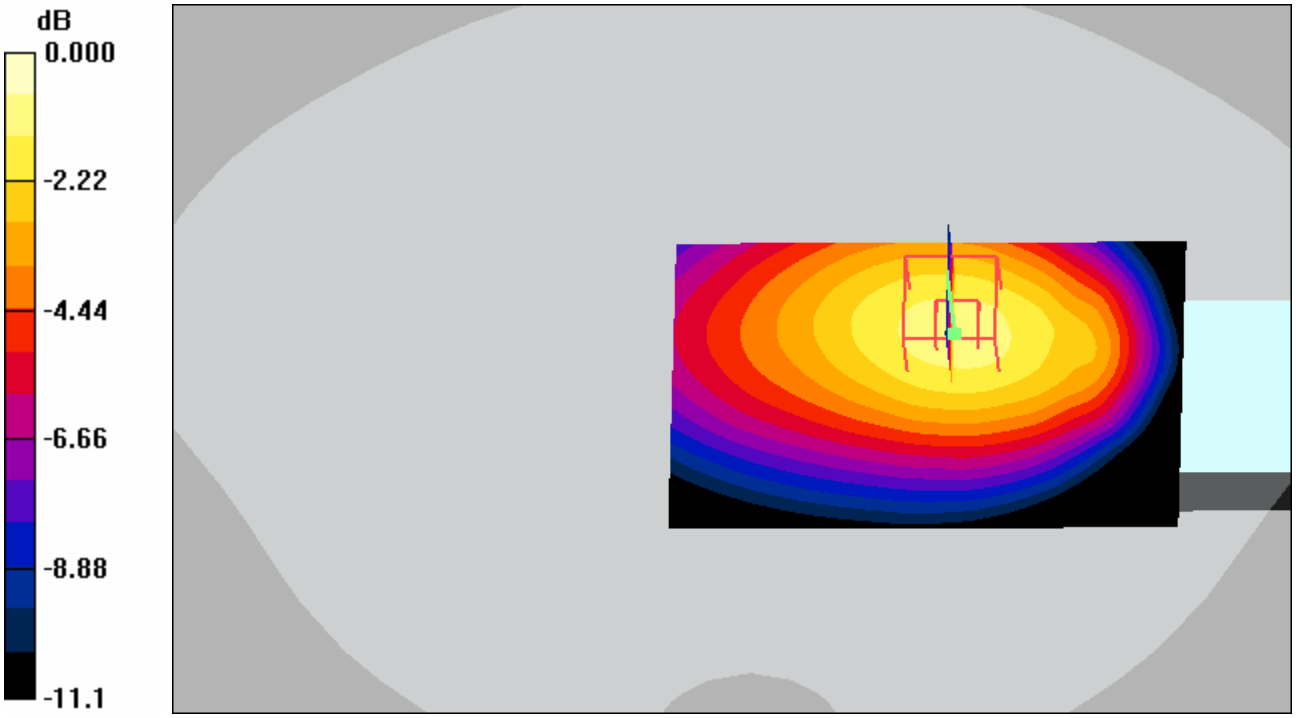

0 dB = 0.287mW/g

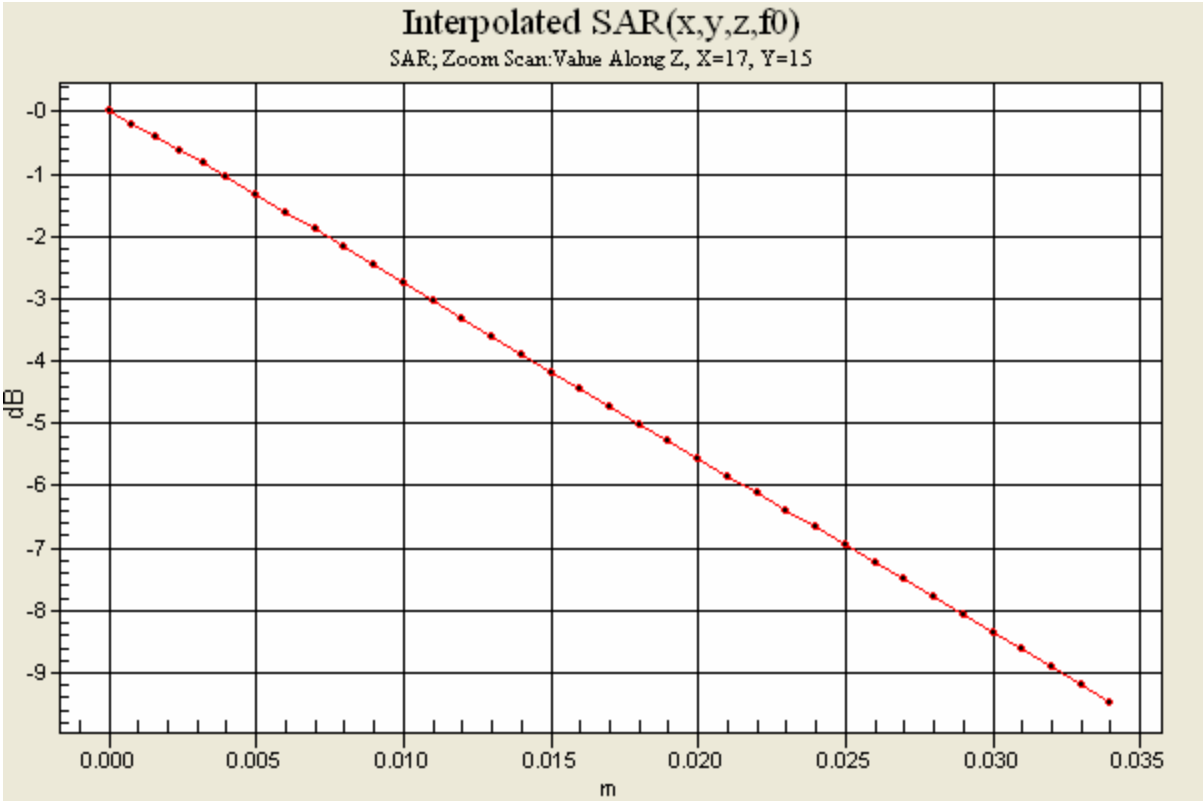

Exhibit 11

Prepared (also subject responsible if other)		No.	
SEM/CV/PF/P Gerard Hayes and Rodney Dixon		REP 2006 001 Z525A 01	
Approved	Checked		
SEM/CV/PF/P Gerard Hayes		A	X:\SAR Chamber\FCC reports\Z525A\Final

900 GSM Band: SAR Distribution and Extrapolation of Maximum SAR
Model: Z525A SN: BD3ZZYJHY5 with Standard Battery: BST-37
PTT, 25mm Separation, Flat section, Open Position with Bluetooth on.

Date/Time: 2/1/2006 9:14:39 AM
File Name: 01Feb06_Z525A_GSM900_JHY5_open_BT_PTT01.da4
DUT: Z525A
Program Notes: Battery: BST-37
Humidity: 30.4% Ambient Temp: 24.6 C Simulant Temp: 24.5 C
Communication System: GSM 900; Frequency: 915.8 MHz;Duty Cycle: 1:8.3
Medium: Head 835/900 MHzMedium parameters used (interpolated): f = 915.8 MHz; s = 0.968 mho/m; e_r = 40.1; ? = 1000 kg/m^3
Phantom section: Flat Section
DASY4 Configuration:
- Probe: ET3DV6 - SN1586; ConvF(6.46, 6.46, 6.46); Calibrated: 5/26/2005
- Sensor-Surface: 4mm (Mechanical Surface Detection)
- Electronics: DAE3 Sn416; Calibrated: 11/10/2005
- Phantom: SAM with CRP (Low Band Head); Type: SAM; Serial: 1251
- Measurement SW: DASY4, V4.6 Build 23; Postprocessing SW: SEMCAD, V1.8 Build 160

Unnamed procedure 3/Area Scan (51x81x1):
Measurement grid: dx=15mm, dy=15mm
Info: Interpolated medium parameters used for SAR evaluation.
Maximum value of SAR (interpolated) = 0.214 mW/g
Unnamed procedure 3/Zoom Scan (7x7x7)/Cube 0:
Measurement grid: dx=5mm, dy=5mm, dz=5mm
Reference Value = 10.3 V/m; Power Drift = 0.024 dB
Peak SAR (extrapolated) = 0.275 W/kg
SAR(1 g) = 0.202 mW/g; SAR(10 g) = 0.141 mW/g
Info: Interpolated medium parameters used for SAR evaluation.
Maximum value of SAR (measured) = 0.216 mW/g
Unnamed procedure 3/Zoom Scan (31x31x36)/Cube 0:
Measurement grid: dx=5mm, dy=5mm, dz=5mm
Reference Value = 10.3 V/m; Power Drift = 0.024 dB
Info: Interpolated medium parameters used for SAR evaluation.
Maximum value of SAR (interpolated) = 0.275 mW/g

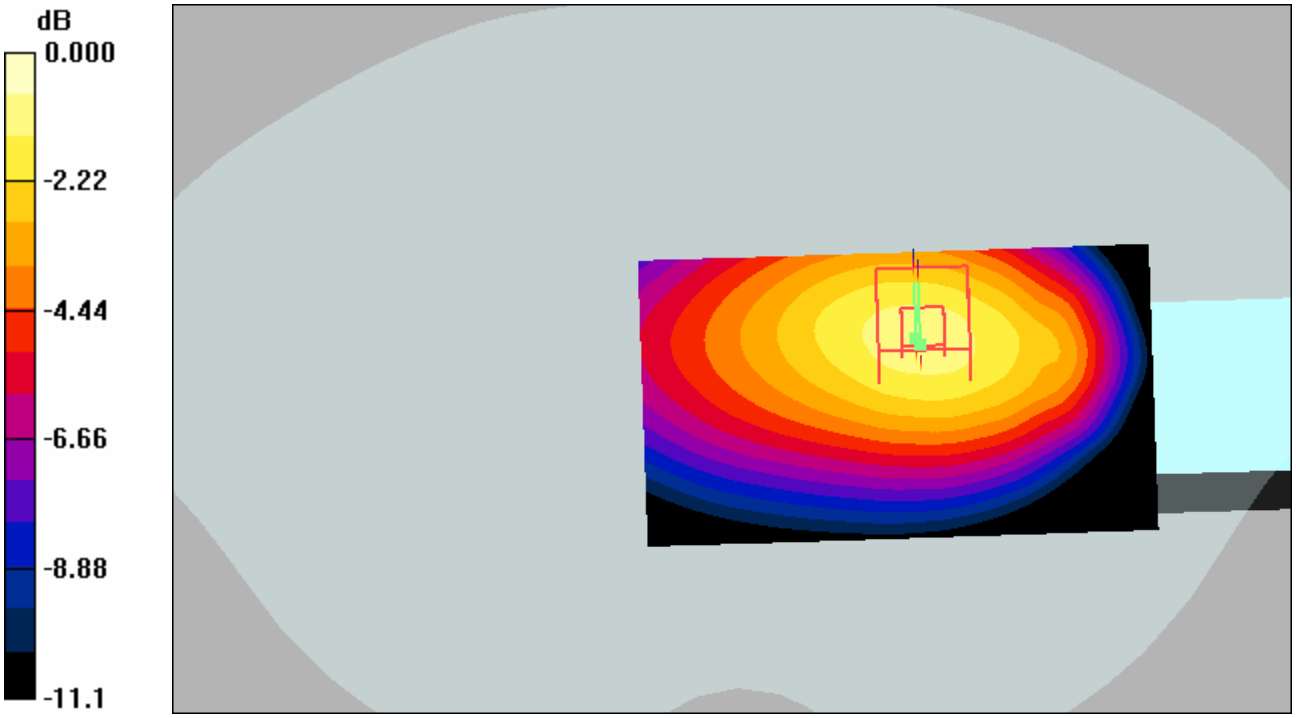

0 dB = 0.275mW/g

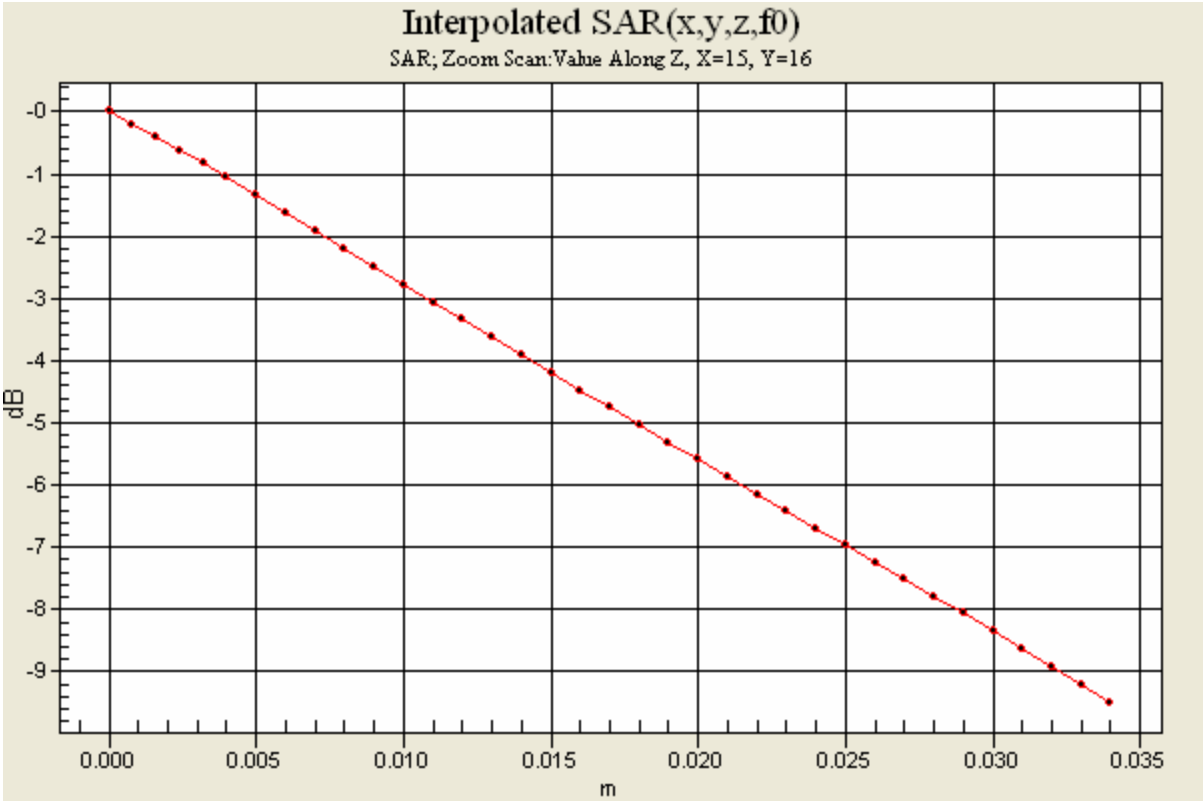

Exhibit 11

Prepared (also subject responsible if other)		No.	
SEM/CV/PF/P Gerard Hayes and Rodney Dixon		REP 2006 001 Z525A 01	
Approved	Checked		
SEM/CV/PF/P Gerard Hayes		A	X:\SAR Chamber\FCC reports\Z525A\Final

1800 GSM Band: Distribution and Extrapolation of Maximum SAR
Model: Z525A SN: BD302466ZH with Standard Battery: BST-37
Right Side, Cheek/Touch Position.

Date/Time: 8/27/2005 3:03:23 PMDate/Time: 8/27/2005 3:09:06 PM
File Name: 27Aug05_Z525A_GSM1800_66ZH_RC01.da4
DUT: Z525A
Program Notes: BST-37 Humidity: 46.4% Ambient Temp: 21.9 Simulant Temp: 21.1
Communication System: GSM 1800; Frequency: 1784.8 MHz;Duty Cycle: 1:8.3
Medium: Head 1800/1900 MHzMedium parameters used (interpolated): f = 1784.8 MHz; s = 1.38 mho/m; e_r = 39.3; ? = 1000 kg/m^3
Phantom section: Right Section
DASY4 Configuration:
- Probe: ET3DV6 - SN1587; ConvF(5.35, 5.35, 5.35); Calibrated: 5/27/2004
- Sensor-Surface: 4mm (Mechanical Surface Detection)
- Electronics: DAE3 Sn345; Calibrated: 11/12/2004
- Phantom: SAM with CRP (High Band Head); Type: SAM; Serial: TP: 1054
- Measurement SW: DASY4, V4.5 Build 19; Postprocessing SW: SEMCAD, V1.8 Build 146

Unnamed procedure 3/Area Scan (51x81x1):
Measurement grid: dx=15mm, dy=15mm
Info: Interpolated medium parameters used for SAR evaluation!
Maximum value of SAR (interpolated) = 0.619 mW/g
Unnamed procedure 3/Zoom Scan (7x7x7)/Cube 0:
Measurement grid: dx=5mm, dy=5mm, dz=5mm
Reference Value = 16.1 V/m; Power Drift = 0.00 dB
Peak SAR (extrapolated) = 1.11 W/kg
SAR(1 g) = 0.556 mW/g; SAR(10 g) = 0.287 mW/g
Info: Interpolated medium parameters used for SAR evaluation!
Maximum value of SAR (measured) = 0.618 mW/g
Unnamed procedure 3/Zoom Scan (31x31x36)/Cube 0:
Measurement grid: dx=5mm, dy=5mm, dz=5mm
Reference Value = 16.1 V/m; Power Drift = 0.00 dB
Info: Interpolated medium parameters used for SAR evaluation!
Maximum value of SAR (interpolated) = 1.11 mW/g

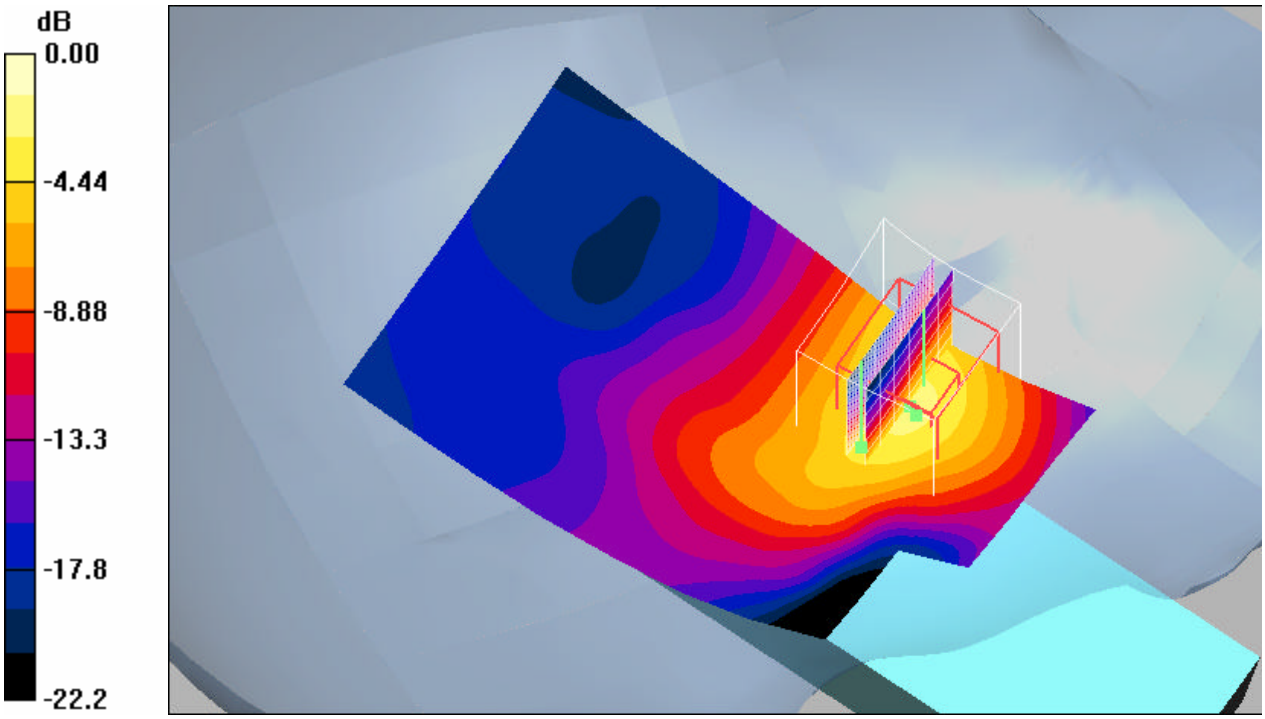

0 dB = 1.11mW/g

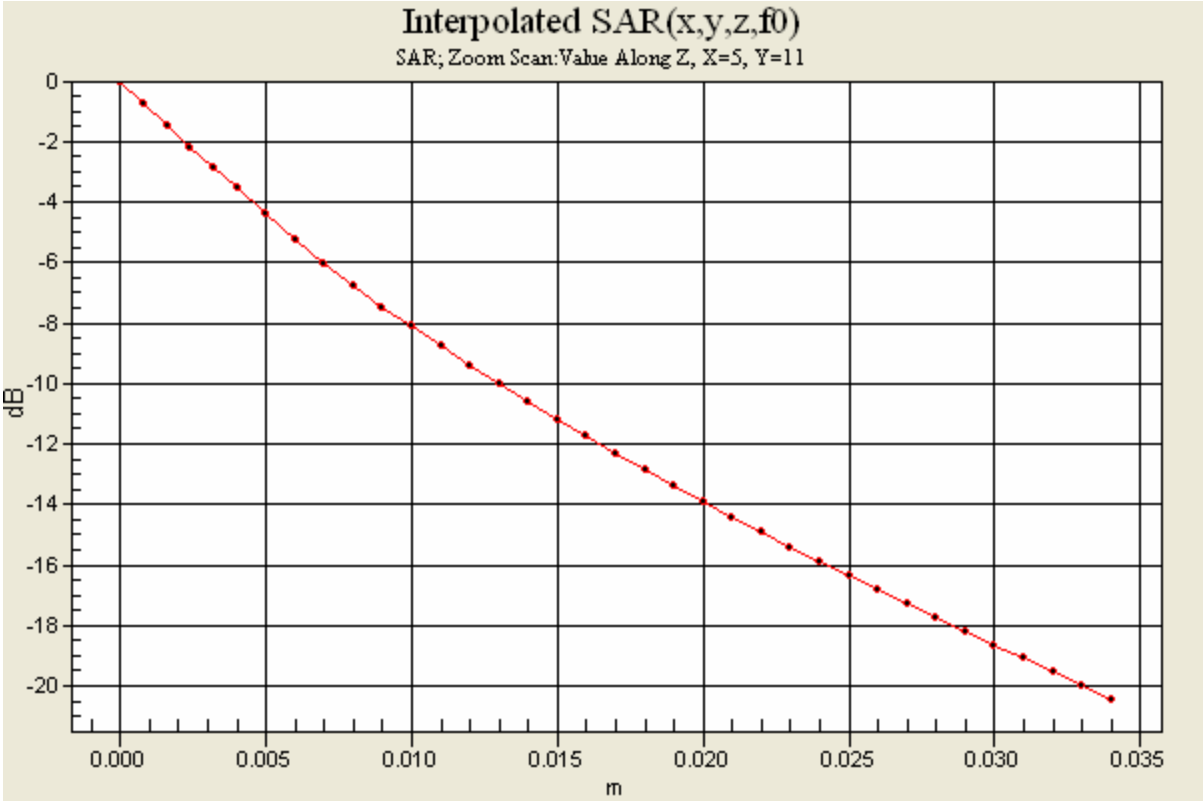

Exhibit 11

Prepared (also subject responsible if other)		No.	
SEM/CV/PF/P Gerard Hayes and Rodney Dixon		REP 2006 001 Z525A 01	
Approved	Checked		
SEM/CV/PF/P Gerard Hayes		A	X:\SAR Chamber\FCC reports\Z525A\Final

1800 GSM Band: Distribution and Extrapolation of Maximum SAR
Model: Z525A SN: BD302466ZH with Standard Battery: BST-37
Right Side, Tilt Position.

Date/Time: 8/27/2005 1:29:08 PMDate/Time: 8/27/2005 1:34:38 PM
File Name: 27Aug05_Z525A_GSM1800_66ZH_RT01.da4
DUT: Z525A
Program Notes: BST-37 Humidity: 47.1% Ambient Temp: 21.8 Simulant Temp: 20.9
Communication System: GSM 1800; Frequency: 1747.4 MHz;Duty Cycle: 1:8.3
Medium: Head 1800/1900 MHzMedium parameters used (interpolated): f = 1747.4 MHz; s = 1.34 mho/m; e_r = 39.5; ? = 1000 kg/m^3
Phantom section: Right Section
DASY4 Configuration:
- Probe: ET3DV6 - SN1587; ConvF(5.35, 5.35, 5.35); Calibrated: 5/27/2004
- Sensor-Surface: 4mm (Mechanical Surface Detection)
- Electronics: DAE3 Sn345; Calibrated: 11/12/2004
- Phantom: SAM with CRP (High Band Head); Type: SAM; Serial: TP: 1054
- Measurement SW: DASY4, V4.5 Build 19; Postprocessing SW: SEMCAD, V1.8 Build 146

Unnamed procedure 2/Area Scan (51x81x1):
Measurement grid: dx=15mm, dy=15mm
Info: Interpolated medium parameters used for SAR evaluation!
Maximum value of SAR (interpolated) = 0.134 mW/g
Unnamed procedure 2/Zoom Scan (7x7x7)/Cube 0:
Measurement grid: dx=5mm, dy=5mm, dz=5mm
Reference Value = 7.25 V/m; Power Drift = -0.126 dB
Peak SAR (extrapolated) = 0.168 W/kg
SAR(1 g) = 0.118 mW/g; SAR(10 g) = 0.074 mW/g
Info: Interpolated medium parameters used for SAR evaluation!
Maximum value of SAR (measured) = 0.127 mW/g
Unnamed procedure 2/Zoom Scan (31x31x36)/Cube 0:
Measurement grid: dx=5mm, dy=5mm, dz=5mm
Reference Value = 7.25 V/m; Power Drift = -0.126 dB
Info: Interpolated medium parameters used for SAR evaluation!
Maximum value of SAR (interpolated) = 0.168 mW/g

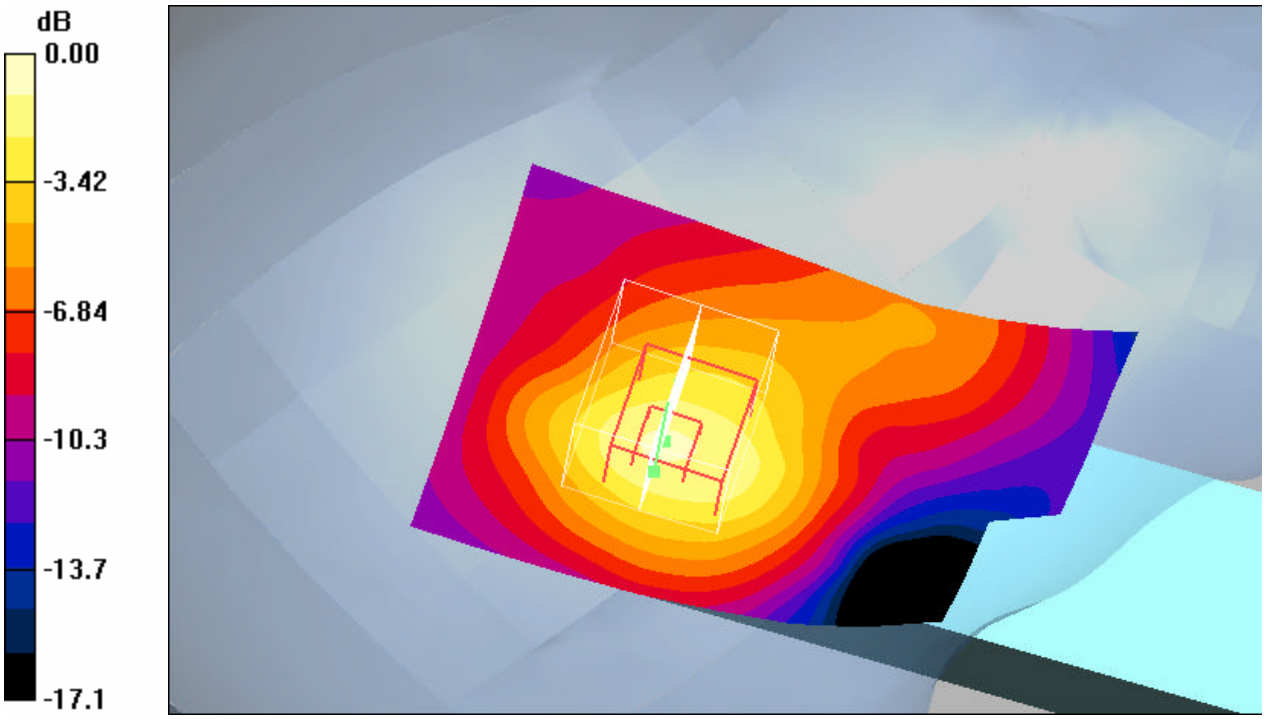
dB
0.00
-3.42
-6.84
-10.3
-13.7
-17.1

0 dB = 0.168mW/g

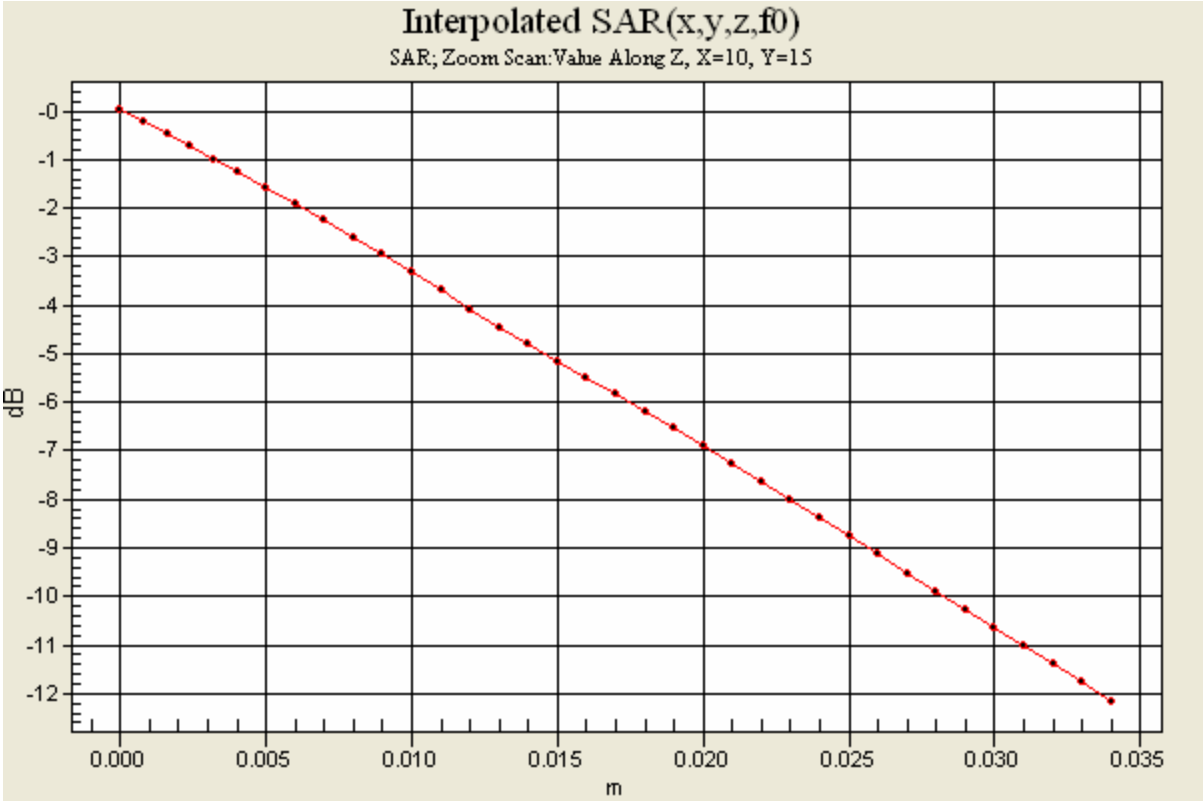
Interpolated SAR(x,y,z,f0)
SAR; Zoom Scan:Value Along Z, X=10, Y=15
dB
-0
-1
-2
-3
-4
-5
-6
-7
-8
-9
-10
-11
-12
0.000
0.005
0.010
0.015
0.020
0.025
0.030
0.035
m

Prepared (also subject responsible if other)	No.	
SEM/CV/PF/P Gerard Hayes and Rodney Dixon	REP 2006 001 Z525A 01	
Approved / Checked		
SEM/CV/PF/P Gerard Hayes	A	X:\SAR Chamber\FCC reports\Z525A\Final

1800 GSM Band: Distribution and Extrapolation of Maximum SAR
Model: Z525A SN: BD302466ZH with Standard Battery: BST-37
Left Side, Cheek/Touch Position.

Date/Time: 8/27/2005 10:26:53 AMDate/Time: 8/27/2005 10:33:03 AM
File Name: 27Aug05_Z525A_GSM1800_66ZH_LC01.da4
DUT: Z525A
Program Notes: BST-37 Humidity: 43.5% Ambient Temp: 22.2 Simulant Temp: 22
Communication System: GSM 1800; Frequency: 1784.8 MHz;Duty Cycle: 1:8.3
Medium: Head 1800/1900 MHzMedium parameters used (interpolated): f = 1784.8 MHz; s = 1.38 mho/m; e_r = 39.3; ? = 1000 kg/m^3
Phantom section: Left Section
DASY4 Configuration:
- Probe: ET3DV6 - SN1587; ConvF(5.35, 5.35, 5.35); Calibrated: 5/27/2004
- Sensor-Surface: 4mm (Mechanical Surface Detection)
- Electronics: DAE3 Sn345; Calibrated: 11/12/2004
- Phantom: SAM with CRP (High Band Head); Type: SAM; Serial: TP: 1054
- Measurement SW: DASY4, V4.5 Build 19; Postprocessing SW: SEMCAD, V1.8 Build 146

Unnamed procedure 3/Area Scan (51x81x1):
Measurement grid: dx=15mm, dy=15mm
Info: Interpolated medium parameters used for SAR evaluation!
Maximum value of SAR (interpolated) = 0.374 mW/g
Unnamed procedure 3/Zoom Scan (7x7x7)/Cube 0:
Measurement grid: dx=5mm, dy=5mm, dz=5mm
Reference Value = 16.2 V/m; Power Drift = -0.030 dB
Peak SAR (extrapolated) = 0.688 W/kg
SAR(1 g) = 0.375 mW/g; SAR(10 g) = 0.199 mW/g
Info: Interpolated medium parameters used for SAR evaluation!
Maximum value of SAR (measured) = 0.392 mW/g
Unnamed procedure 3/Zoom Scan (31x31x36)/Cube 0:
Measurement grid: dx=5mm, dy=5mm, dz=5mm
Reference Value = 16.2 V/m; Power Drift = -0.030 dB
Info: Interpolated medium parameters used for SAR evaluation!
Maximum value of SAR (interpolated) = 0.688 mW/g

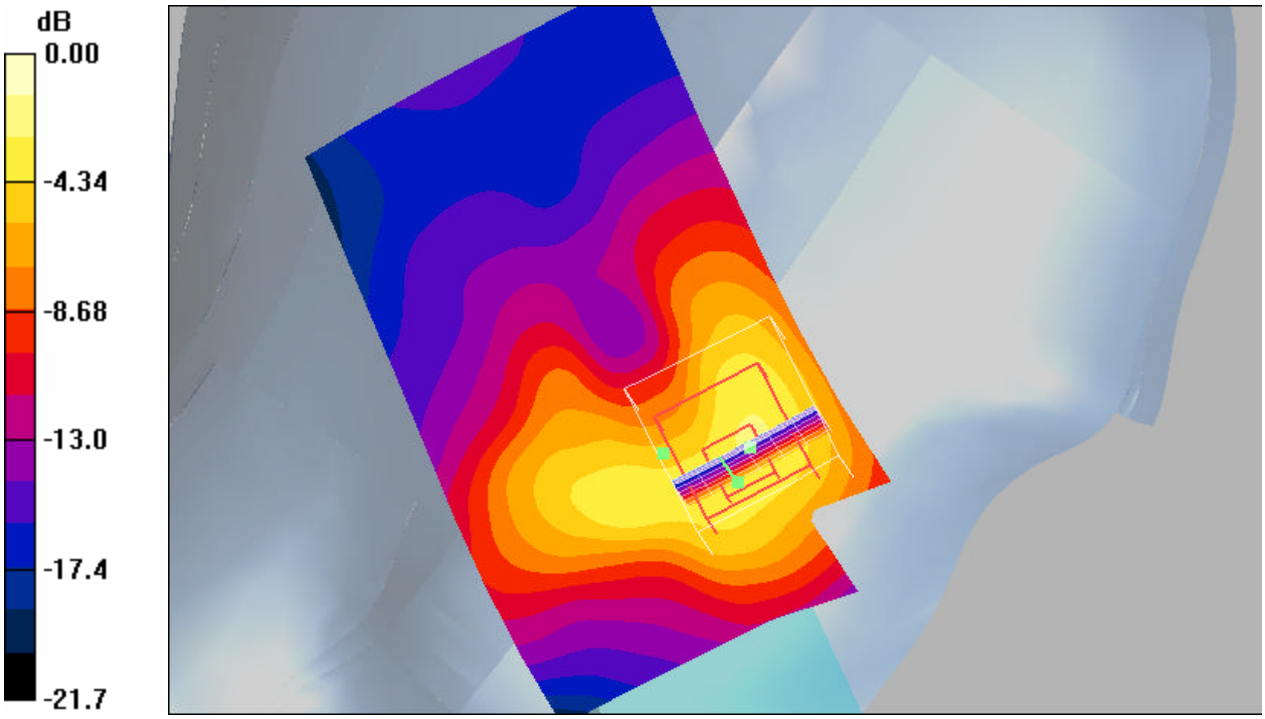

0 dB = 0.688mW/g

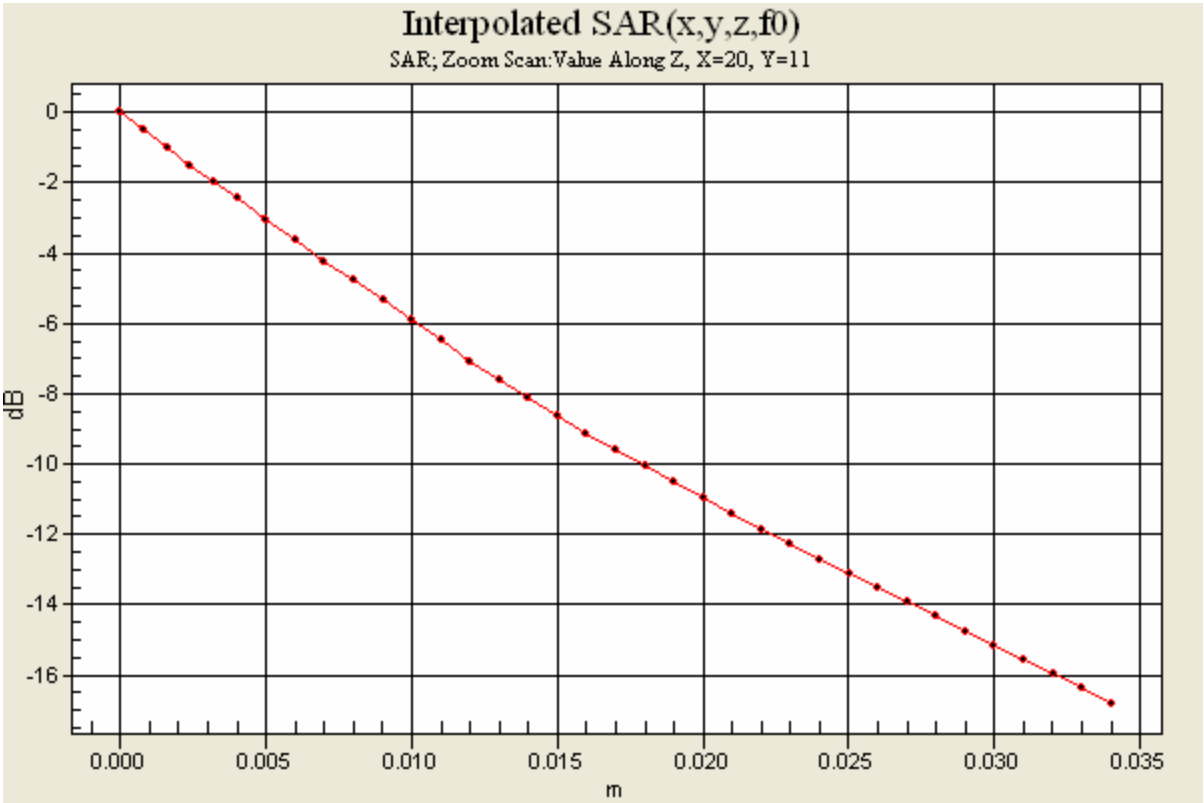

Exhibit 11

Prepared (also subject responsible if other)	No.	
SEM/CV/PF/P Gerard Hayes and Rodney Dixon	REP 2006 001 Z525A 01	
Approved / Checked		
SEM/CV/PF/P Gerard Hayes	A	X:\SAR Chamber\FCC reports\Z525A\Final

1800 GSM Band: Distribution and Extrapolation of Maximum SAR
Model: Z525A SN: BD302466ZH with Standard Battery: BST-37
Left Side, Tilt Position.

Date/Time: 8/27/2005 11:29:06 AMDate/Time: 8/27/2005 11:34:36 AM
File Name: 27Aug05_Z525A_GSM1800_66ZH_LT01.da4
DUT: Z525A
Program Notes: BST-37 Humidity: 45.8% Ambient Temp: 21.6 Simulant Temp: 20.5
Communication System: GSM 1800; Frequency: 1747.4 MHz;Duty Cycle: 1:8.3
Medium: Head 1800/1900 MHzMedium parameters used (interpolated): f = 1747.4 MHz; s = 1.34 mho/m; e_r = 39.5; ? = 1000 kg/m^3
Phantom section: Left Section
DASY4 Configuration:
- Probe: ET3DV6 - SN1587; ConvF(5.35, 5.35, 5.35); Calibrated: 5/27/2004
- Sensor-Surface: 4mm (Mechanical Surface Detection)
- Electronics: DAE3 Sn345; Calibrated: 11/12/2004
- Phantom: SAM with CRP (High Band Head); Type: SAM; Serial: TP: 1054
- Measurement SW: DASY4, V4.5 Build 19; Postprocessing SW: SEMCAD, V1.8 Build 146

Unnamed procedure 2/Area Scan (51x81x1):
Measurement grid: dx=15mm, dy=15mm
Info: Interpolated medium parameters used for SAR evaluation!
Maximum value of SAR (interpolated) = 0.100 mW/g
Unnamed procedure 2/Zoom Scan (7x7x7)/Cube 0:
Measurement grid: dx=5mm, dy=5mm, dz=5mm
Reference Value = 4.39 V/m; Power Drift = -0.113 dB
Peak SAR (extrapolated) = 0.126 W/kg
SAR(1 g) = 0.089 mW/g; SAR(10 g) = 0.058 mW/g
Info: Interpolated medium parameters used for SAR evaluation!
Maximum value of SAR (measured) = 0.096 mW/g
Unnamed procedure 2/Zoom Scan (31x31x36)/Cube 0:
Measurement grid: dx=5mm, dy=5mm, dz=5mm
Reference Value = 4.39 V/m; Power Drift = -0.113 dB
Info: Interpolated medium parameters used for SAR evaluation!
Maximum value of SAR (interpolated) = 0.126 mW/g


dB
0.00
-3.38
-6.76
-10.1
-13.5
-16.9

0 dB = 0.126mW/g

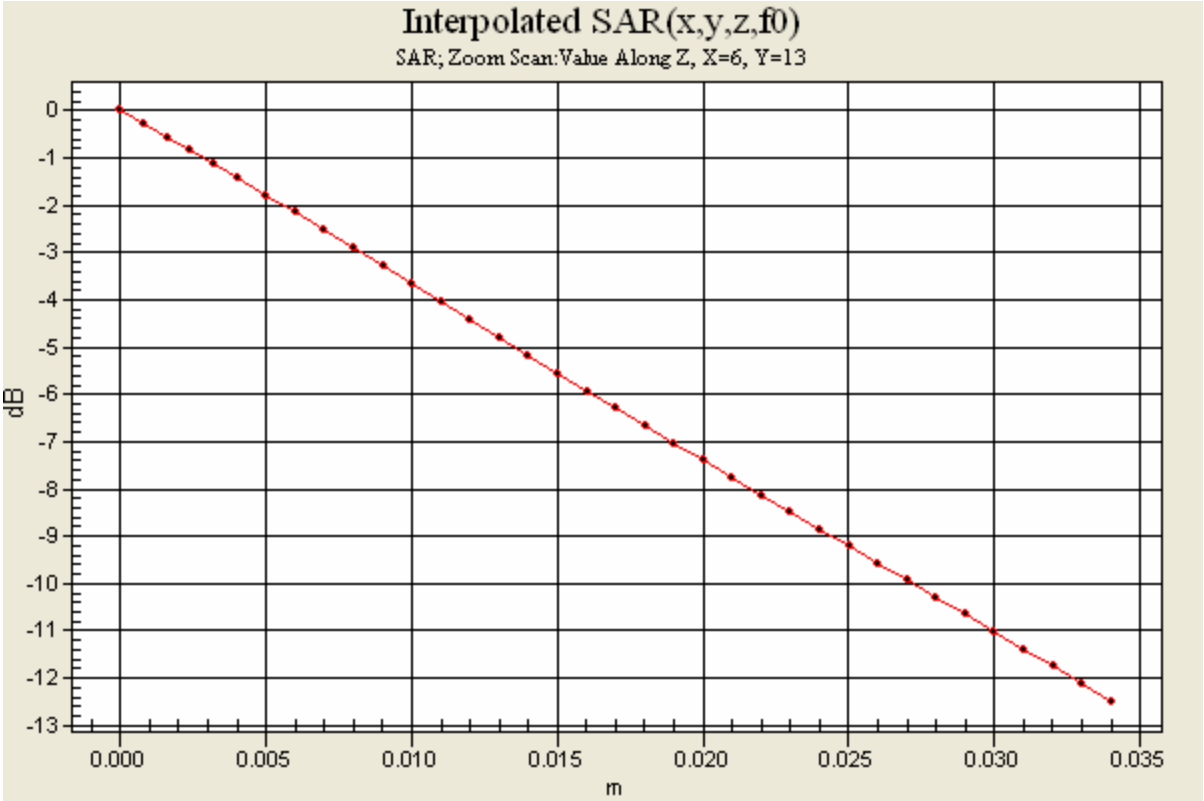
Interpolated SAR(x,y,z,f0)
SAR; Zoom Scan:Value Along Z, X=6, Y=13
dB
0
-1
-2
-3
-4
-5
-6
-7
-8
-9
-10
-11
-12
-13
0.000
0.005
0.010
0.015
0.020
0.025
0.030
0.035
m

Exhibit 11

Prepared (also subject responsible if other)	No.	
SEM/CV/PF/P Gerard Hayes and Rodney Dixon	REP 2006 001 Z525A 01	
Approved / Checked		
SEM/CV/PF/P Gerard Hayes	A	X:\SAR Chamber\FCC reports\Z525A\Final

1800 GSM Band: Distribution and Extrapolation of Maximum SAR
Model: Z525A SN: BD302466ZH with Standard Battery: BST-37
Right Side, Cheek/Touch Position with Blue Tooth.

Date/Time: 8/27/2005 4:15:50 PMDate/Time: 8/27/2005 4:21:32 PM
File Name: 27Aug05_Z525A_GSM1800_66ZH_BT_RC01.da4
DUT: Z525A
Program Notes: BST-37 Humidity: 47.3% Ambient Temp: 21.7 Simulant Temp: 21.3
Communication System: GSM 1800; Frequency: 1784.8 MHz;Duty Cycle: 1:8.3
Medium: Head 1800/1900 MHzMedium parameters used (interpolated): f = 1784.8 MHz; s = 1.38 mho/m; e_r = 39.3; ? = 1000 kg/m^3
Phantom section: Right Section
DASY4 Configuration:
- Probe: ET3DV6 - SN1587; ConvF(5.35, 5.35, 5.35); Calibrated: 5/27/2004
- Sensor-Surface: 4mm (Mechanical Surface Detection)
- Electronics: DAE3 Sn345; Calibrated: 11/12/2004
- Phantom: SAM with CRP (High Band Head); Type: SAM; Serial: TP: 1054
- Measurement SW: DASY4, V4.5 Build 19; Postprocessing SW: SEMCAD, V1.8 Build 146

Unnamed procedure 3/Area Scan (51x81x1):
Measurement grid: dx=15mm, dy=15mm
Info: Interpolated medium parameters used for SAR evaluation!
Maximum value of SAR (interpolated) = 0.607 mW/g
Unnamed procedure 3/Zoom Scan (7x7x7)/Cube 0:
Measurement grid: dx=5mm, dy=5mm, dz=5mm
Reference Va lue = 3.51 V/m; Power Drift = -0.079 dB
Peak SAR (extrapolated) = 1.08 W/kg
SAR(1 g) = 0.560 mW/g; SAR(10 g) = 0.288 mW/g
Info: Interpolated medium parameters used for SAR evaluation!
Maximum value of SAR (measured) = 0.638 mW/g
Unnamed procedure 3/Zoom Scan (31x31x36)/Cube 0:
Measurement grid: dx=5mm, dy=5mm, dz=5mm
Reference Value = 3.51 V/m; Power Drift = -0.079 dB
Info: Interpolated medium parameters used for SAR evaluation!
Maximum value of SAR (interpolated) = 1.08 mW/g

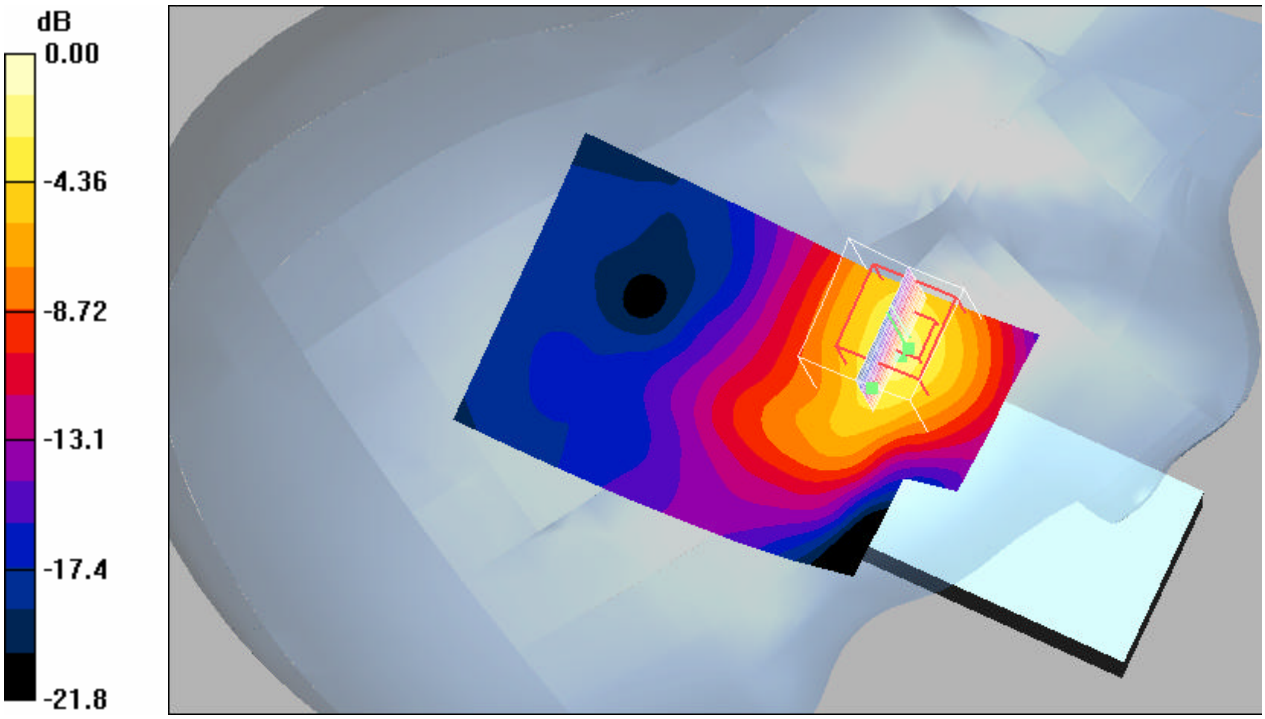

0 dB = 1.08mW/g

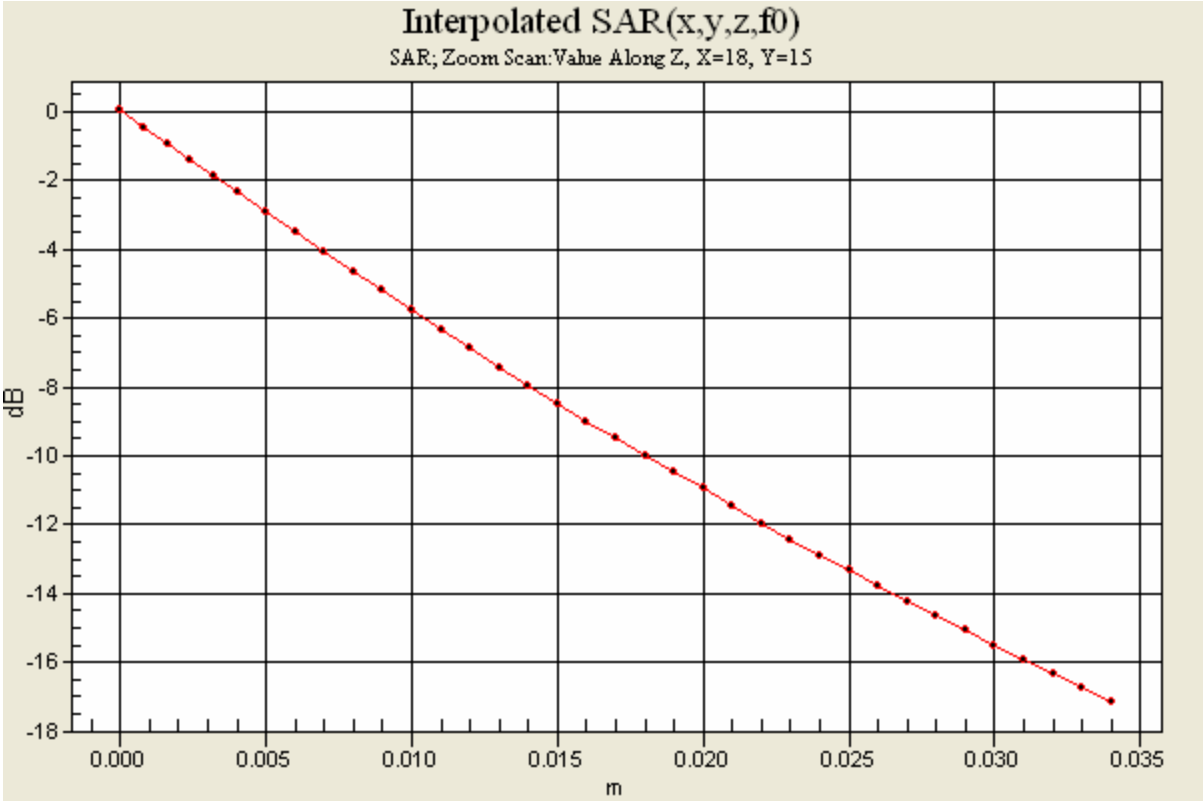

Exhibit 11

Prepared (also subject responsible if other)	No.	
SEM/CV/PF/P Gerard Hayes and Rodney Dixon	REP 2006 001 Z525A 01	
Approved / Checked		
SEM/CV/PF/P Gerard Hayes	A	X:\SAR Chamber\FCC reports\Z525A\Final

1800 GSM Band: SAR Distribution and Extrapolation of Maximum SAR
Model: Z525A SN: BD3ZZYJHY5 with Standard Battery: BST-37
PTT, 25mm Separation, Flat section, Closed Position.

Date/Time: 1/31/2006 12:03:03 PM
File Name: 31Jan06_Z525A_GSM1800_JHY5_closed_PTT01.da4
DUT: Z525A
Program Notes: BST-37
Humidity: 37.5% Ambient Temp: 22.6 C Simulant Temp: 21.5 C
Communication System: GSM 1800; Frequency: 1710.2 MHz;Duty Cycle: 1:8.3
Medium: Head 1800/1900 MHzMedium parameters used (interpolated): f = 1710.2 MHz; s = 1.3 mho/m; e_r = 39.2; ? = 1000 kg/m^3
Phantom section: Flat Section
DASY4 Configuration:
- Probe: ET3DV6 - SN1539; ConvF(4.76, 4.76, 4.76); Calibrated: 11/22/2005
- Sensor-Surface: 4mm (Mechanical Surface Detection)
- Electronics: DAE3 Sn345; Calibrated: 11/10/2005
- Phantom: SAM with CRP (High Band Head); Type: SAM; Serial: TP: 1054
- Measurement SW: DASY4, V4.6 Build 23; Postprocessing SW: SEMCAD, V1.8 Build 160

Unnamed procedure/Area Scan (51x81x1):
Measurement grid: dx=15mm, dy=15mm
Info: Interpolated medium parameters used for SAR evaluation.
Maximum value of SAR (interpolated) = 0.097 mW/g
Unnamed procedure/Zoom Scan (7x7x7)/Cube 0:
Measurement grid: dx=5mm, dy=5mm, dz=5mm
Reference Value = 4.17 V/m; Power Drift = -0.022 dB
Peak SAR (extrapolated) = 0.131 W/kg
SAR(1 g) = 0.091 mW/g; SAR(10 g) = 0.059 mW/g
Info: Interpolated medium parameters used for SAR evaluation.
Maximum value of SAR (measured) = 0.098 mW/g
Unnamed procedure/Zoom Scan (31x31x36)/Cube 0:
Measurement grid: dx=5mm, dy=5mm, dz=5mm
Reference Value = 4.17 V/m; Power Drift = -0.022 dB
Info: Interpolated medium parameters used for SAR evaluation.
Maximum value of SAR (interpolated) = 0.131 mW/g

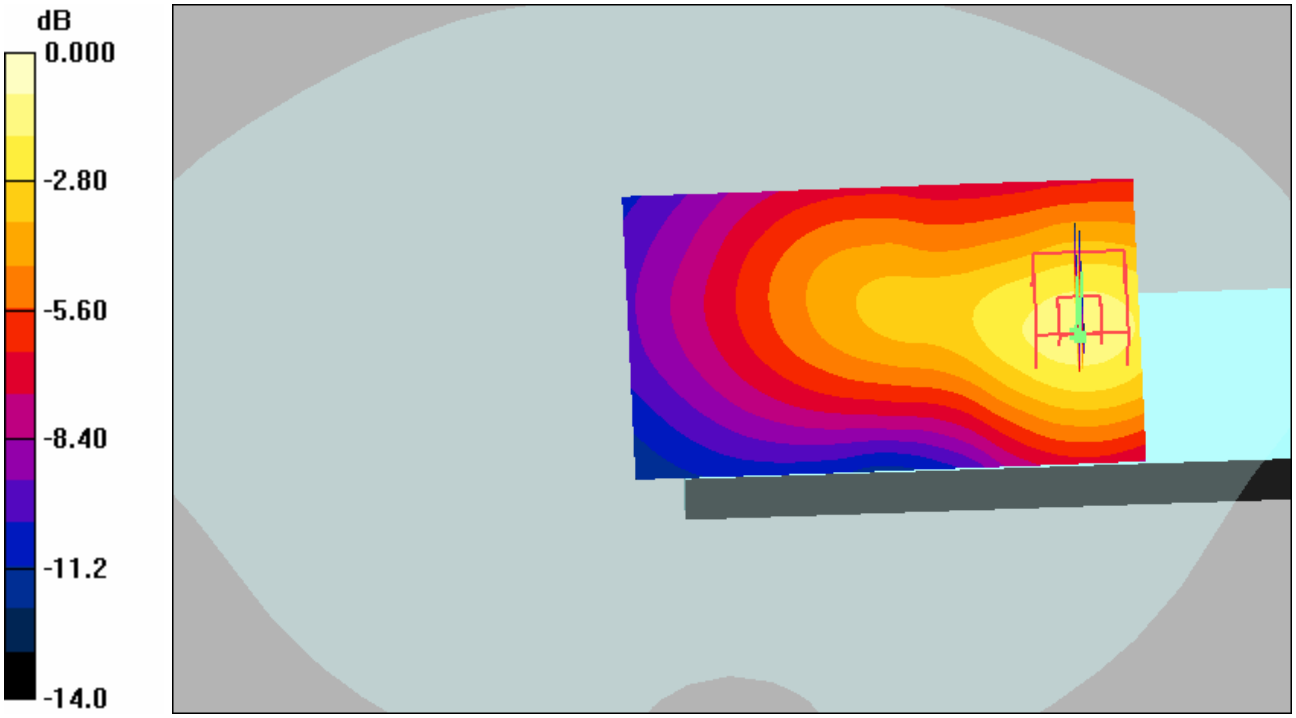

0 dB = 0.131mW/g

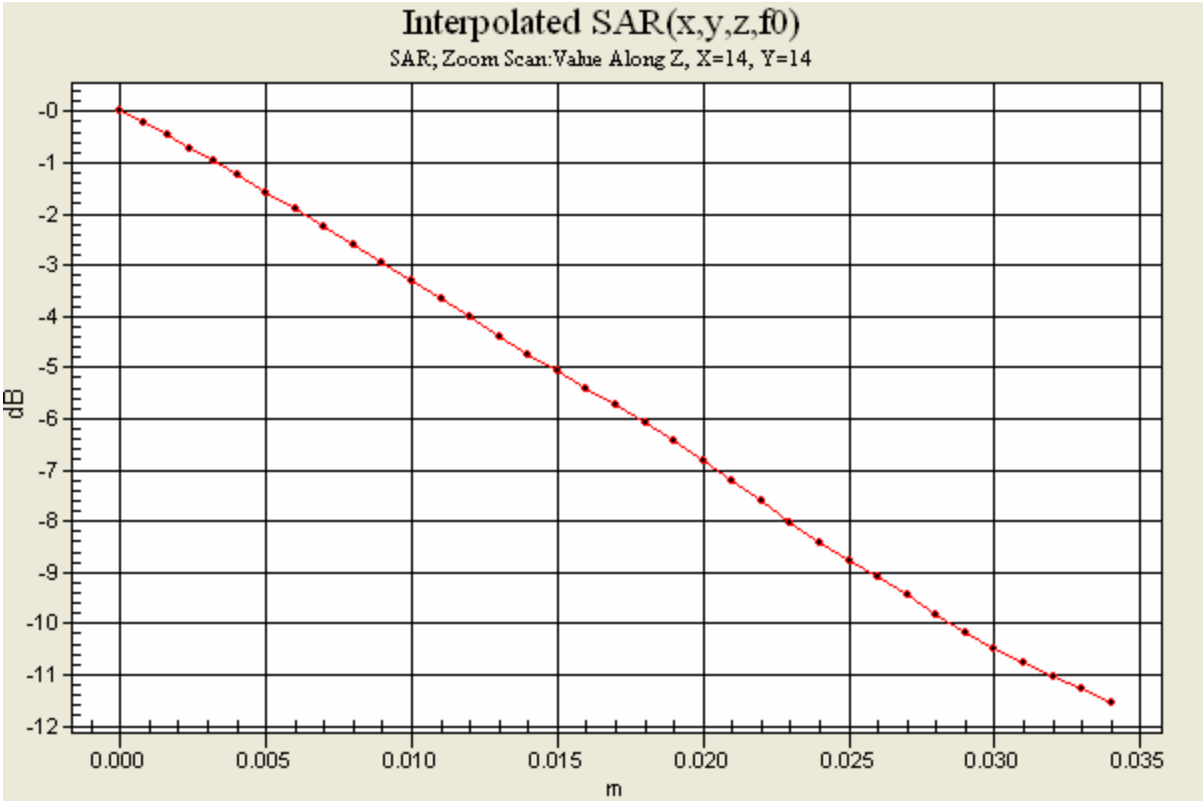

Exhibit 11

Prepared (also subject responsible if other)	No.	
SEM/CV/PF/P Gerard Hayes and Rodney Dixon	REP 2006 001 Z525A 01	
Approved / Checked		
SEM/CV/PF/P Gerard Hayes	A	X:\SAR Chamber\FCC reports\Z525A\Final

1800 GSM Band: SAR Distribution and Extrapolation of Maximum SAR
Model: Z525A SN: BD3ZZYJHY5 with Standard Battery: BST-37
PTT, 25mm Separation, Flat section, Closed Position with Bluetooth on.

Date/Time: 1/31/2006 1:09:33 PM
File Name: 31Jan06_Z525A_GSM1800_JHY5_closed_BT_PTT01.da4
DUT: Z525A
Program Notes: BST-37
Humidity: 37.5% Ambient Temp: 22.6 C Simulant Temp: 21.5 C
Communication System: GSM 1800; Frequency: 1710.2 MHz;Duty Cycle: 1:8.3
Medium: Head 1800/1900 MHzMedium parameters used (interpolated): f = 1710.2 MHz; s = 1.3 mho/m; e_r = 39.2; ? = 1000 kg/m^3
Phantom section: Flat Section
DASY4 Configuration:
- Probe: ET3DV6 - SN1539; ConvF(4.76, 4.76, 4.76); Calibrated: 11/22/2005
- Sensor-Surface: 4mm (Mechanical Surface Detection)
- Electronics: DAE3 Sn345; Calibrated: 11/10/2005
- Phantom: SAM with CRP (High Band Head); Type: SAM; Serial: TP: 1054
- Measurement SW: DASY4, V4.6 Build 23; Postprocessing SW: SEMCAD, V1.8 Build 160

Unnamed procedure/Area Scan (51x81x1):
Measurement grid: dx=15mm, dy=15mm
Info: Interpolated medium parameters used for SAR evaluation.
Maximum value of SAR (interpolated) = 0.089 mW/g
Unnamed procedure/Zoom Scan (7x7x7)/Cube 0:
Measurement grid: dx=5mm, dy=5mm, dz=5mm
Reference Value = 4.51 V/m; Power Drift = -0.041 dB
Peak SAR (extrapolated) = 0.119 W/kg
SAR(1 g) = 0.083 mW/g; SAR(10 g) = 0.054 mW/g
Info: Interpolated medium parameters used for SAR evaluation.
Maximum value of SAR (measured) = 0.090 mW/g
Unnamed procedure/Zoom Scan (31x31x36)/Cube 0:
Measurement grid: dx=5mm, dy=5mm, dz=5mm
Reference Value = 4.51 V/m; Power Drift = -0.041 dB
Info: Interpolated medium parameters used for SAR evaluation.
Maximum value of SAR (interpolated) = 0.119 mW/g

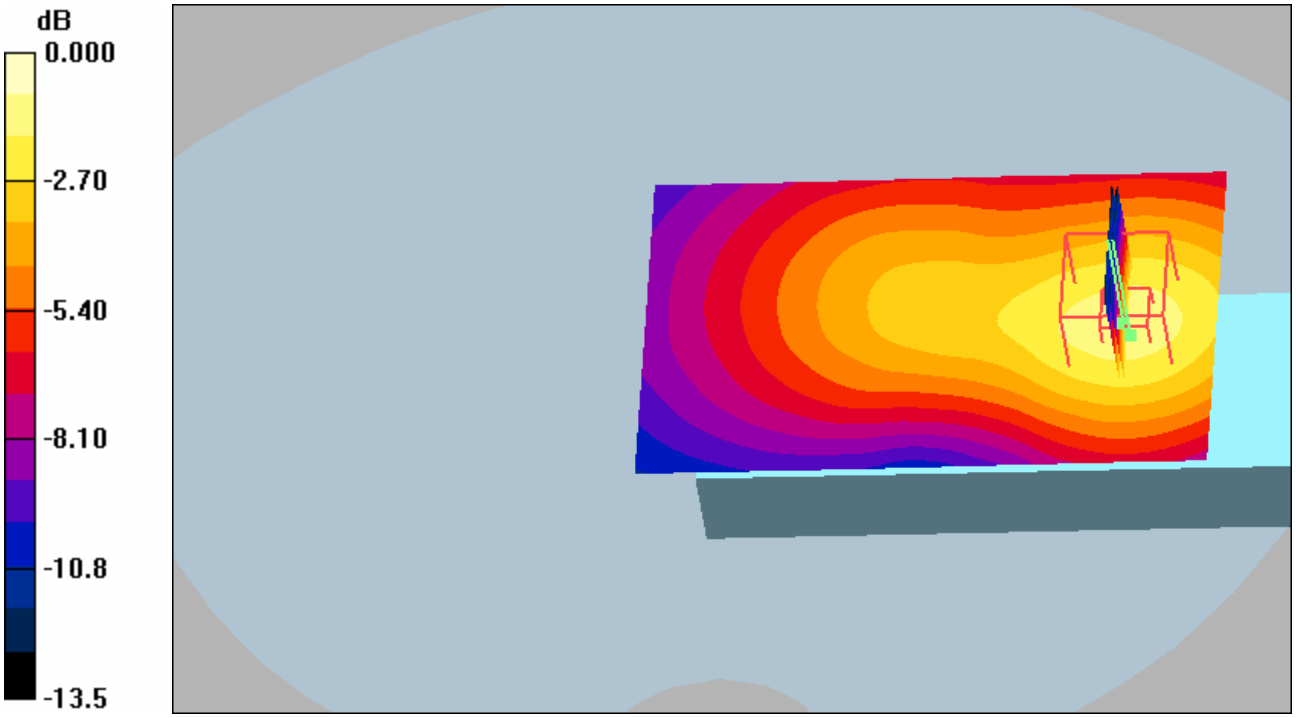

0 dB = 0.119mW/g

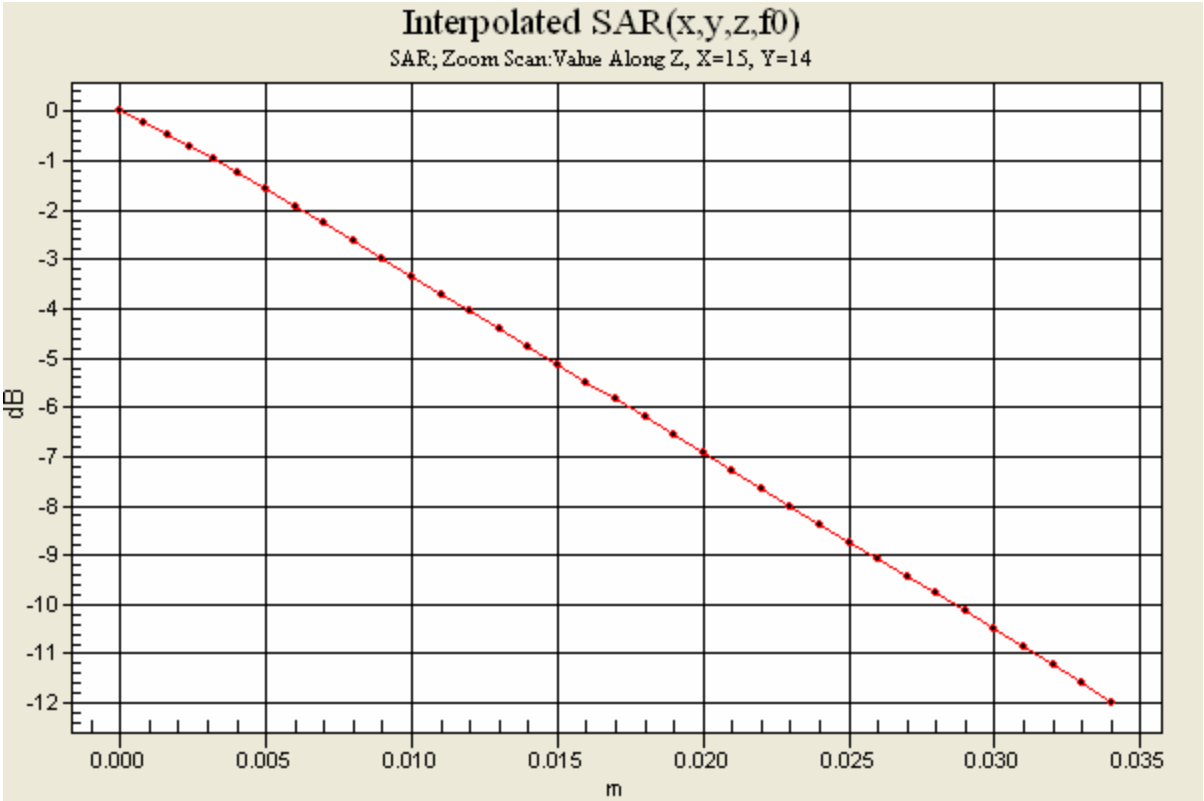

Exhibit 11

Prepared (also subject responsible if other)	No.	
SEM/CV/PF/P Gerard Hayes and Rodney Dixon	REP 2006 001 Z525A 01	
Approved / Checked		
SEM/CV/PF/P Gerard Hayes	A	X:\SAR Chamber\FCC reports\Z525A\Final

1800 GSM Band: SAR Distribution and Extrapolation of Maximum SAR
Model: Z525A SN: BD3ZZYJHY5 with Standard Battery: BST-37
PTT, 25mm Separation, Flat section, Open Position.

Date/Time: 1/31/2006 11:03:44 AM
File Name: 31Jan06_Z525A_GSM1800_JHY5_open_PTT01.da4
DUT: Z525A
Program Notes: BST-37
Humidity: 31.4% Ambient Temp: 24.6 C Simulant Temp: 21.7 C
Communication System: GSM 1800; Frequency: 1784.8 MHz;Duty Cycle: 1:8.3
Medium: Head 1800/1900 MHzMedium parameters used: f = 1785 MHz; s = 1.36 mho/m; e_r = 38.9; ? = 1000 kg/m^3
Phantom section: Flat Section
DASY4 Configuration:
- Probe: ET3DV6 - SN1539; ConvF(4.76, 4.76, 4.76); Calibrated: 11/22/2005
- Sensor-Surface: 4mm (Mechanical Surface Detection)
- Electronics: DAE3 Sn345; Calibrated: 11/10/2005
- Phantom: SAM with CRP (High Band Head); Type: SAM; Serial: TP: 1054
- Measurement SW: DASY4, V4.6 Build 23; Postprocessing SW: SEMCAD, V1.8 Build 160

Unnamed procedure 3/Area Scan (51x81x1):
Measurement grid: dx=15mm, dy=15mm
Maximum value of SAR (interpolated) = 0.170 mW/g
Unnamed procedure 3/Zoom Scan (7x7x7)/Cube 0:
Measurement grid: dx=5mm, dy=5mm, dz=5mm
Reference Value = 4.63 V/m; Power Drift = -0.101 dB
Peak SAR (extrapolated) = 0.231 W/kg
SAR(1 g) = 0.150 mW/g; SAR(10 g) = 0.091 mW/g
Maximum value of SAR (measured) = 0.163 mW/g
Unnamed procedure 3/Zoom Scan (31x31x36)/Cube 0:
Measurement grid: dx=5mm, dy=5mm, dz=5mm
Reference Value = 4.63 V/m; Power Drift = -0.101 dB
Maximum value of SAR (interpolated) = 0.231 mW/g

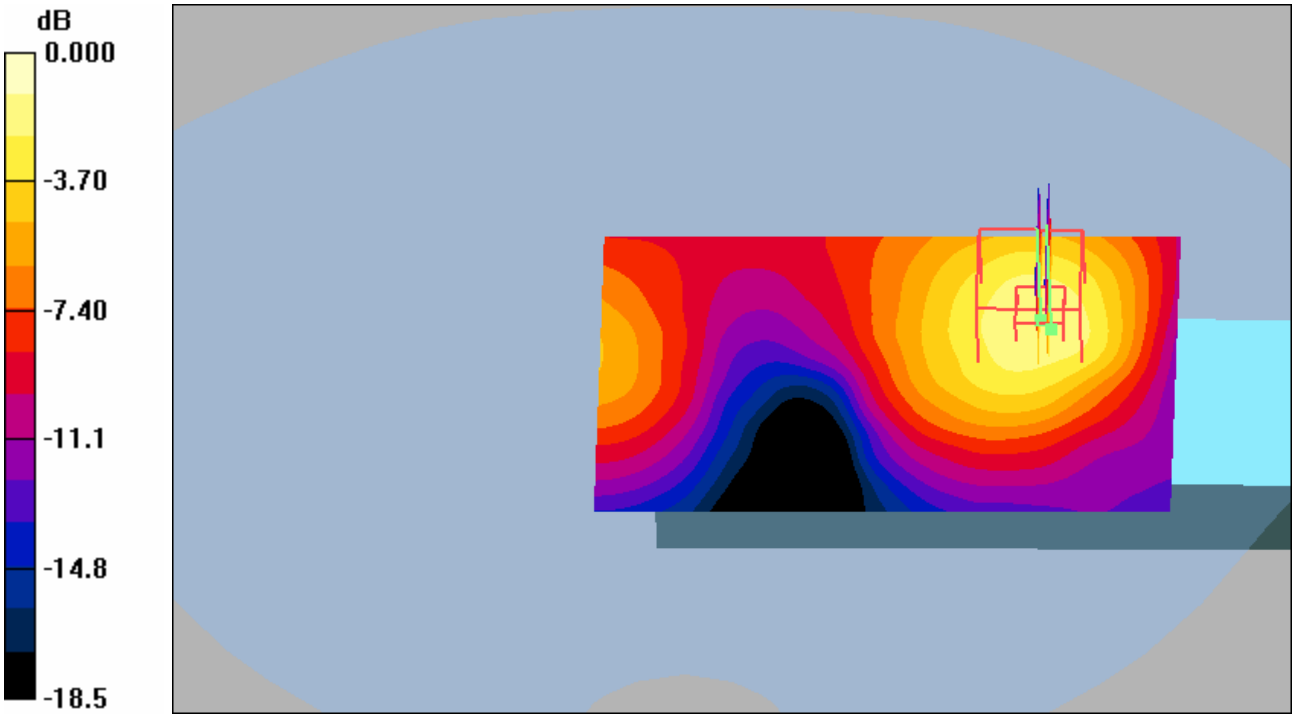

0 dB = 0.231mW/g

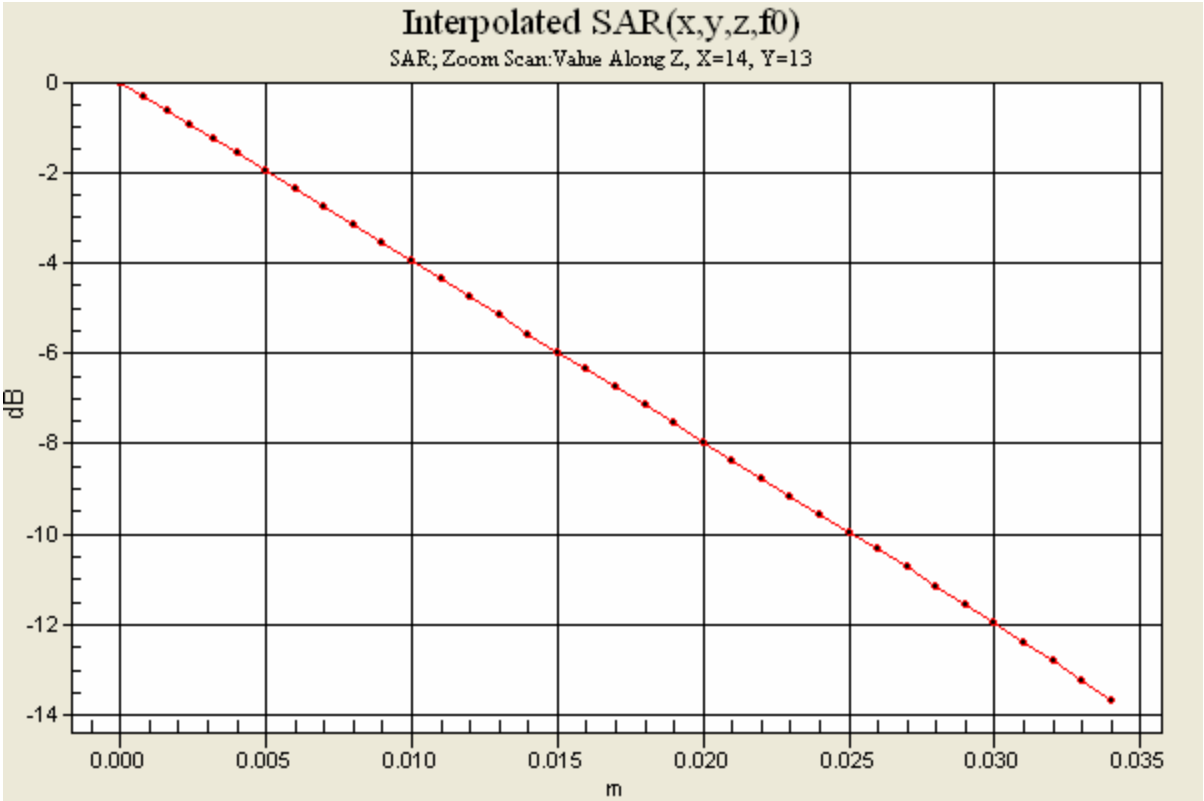

Exhibit 11

Prepared (also subject responsible if other)		No.	
SEM/CV/PF/P Gerard Hayes and Rodney Dixon		REP 2006 001 Z525A 01	
Approved	Checked		
SEM/CV/PF/P Gerard Hayes		A	X:\SAR Chamber\FCC reports\Z525A\Final

1800 GSM Band: SAR Distribution and Extrapolation of Maximum SAR
Model: Z525A SN: BD3ZZYJHY5 with Standard Battery: BST-37
PTT, 25mm Separation, Flat section, Open Position with Bluetooth on.

Date/Time: 1/31/2006 11:24:34 AM
File Name: 31Jan06_Z525A_GSM1800_JHY5_open_BT_PTT01.da4
DUT: Z525A
Program Notes: BST-37
Humidity: 31.4% Ambient Temp: 24.6 C Simulant Temp: 21.7 C
Communication System: GSM 1800; Frequency: 1784.8 MHz;Duty Cycle: 1:8.3
Medium: Head 1800/1900 MHzMedium parameters used: f = 1785 MHz; s = 1.36 mho/m; e_r = 38.9; ? = 1000 kg/m^3
Phantom section: Flat Section
DASY4 Configuration:
- Probe: ET3DV6 - SN1539; ConvF(4.76, 4.76, 4.76); Calibrated: 11/22/2005
- Sensor-Surface: 4mm (Mechanical Surface Detection)
- Electronics: DAE3 Sn345; Calibrated: 11/10/2005
- Phantom: SAM with CRP (High Band Head); Type: SAM; Serial: TP: 1054
- Measurement SW: DASY4, V4.6 Build 23; Postprocessing SW: SEMCAD, V1.8 Build 160

Unnamed procedure 3/Area Scan (51x81x1):
Measurement grid: dx=15mm, dy=15mm
Maximum value of SAR (interpolated) = 0.167 mW/g
Unnamed procedure 3/Zoom Scan (7x7x7)/Cube 0:
Measurement grid: dx=5mm, dy=5mm, dz=5mm
Reference Value = 4.46 V/m; Power Drift = 0.000 dB
Peak SAR (extrapolated) = 0.225 W/kg
SAR(1 g) = 0.147 mW/g; SAR(10 g) = 0.089 mW/g
Maximum value of SAR (measured) = 0.159 mW/g
Unnamed procedure 3/Zoom Scan (31x31x36)/Cube 0:
Measurement grid: dx=5mm, dy=5mm, dz=5mm
Reference Value = 4.46 V/m; Power Drift = 0.000 dB
Maximum value of SAR (interpolated) = 0.225 mW/g

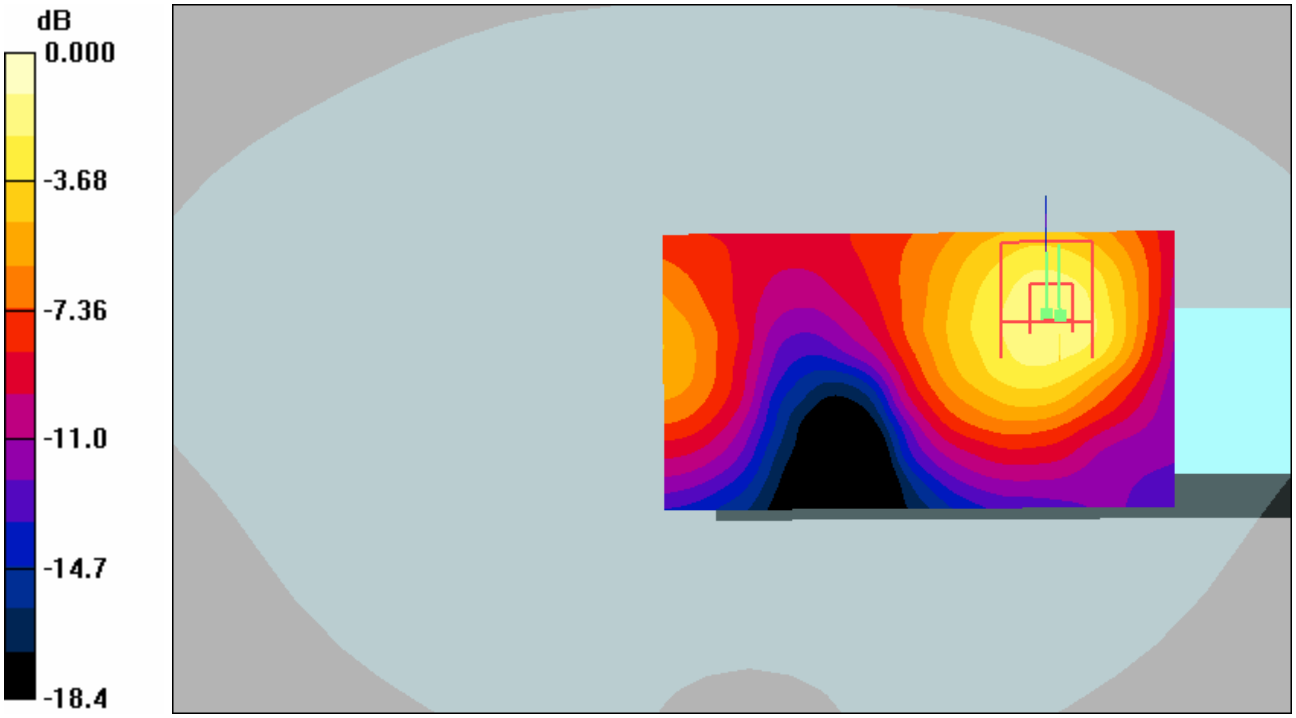

0 dB = 0.225mW/g

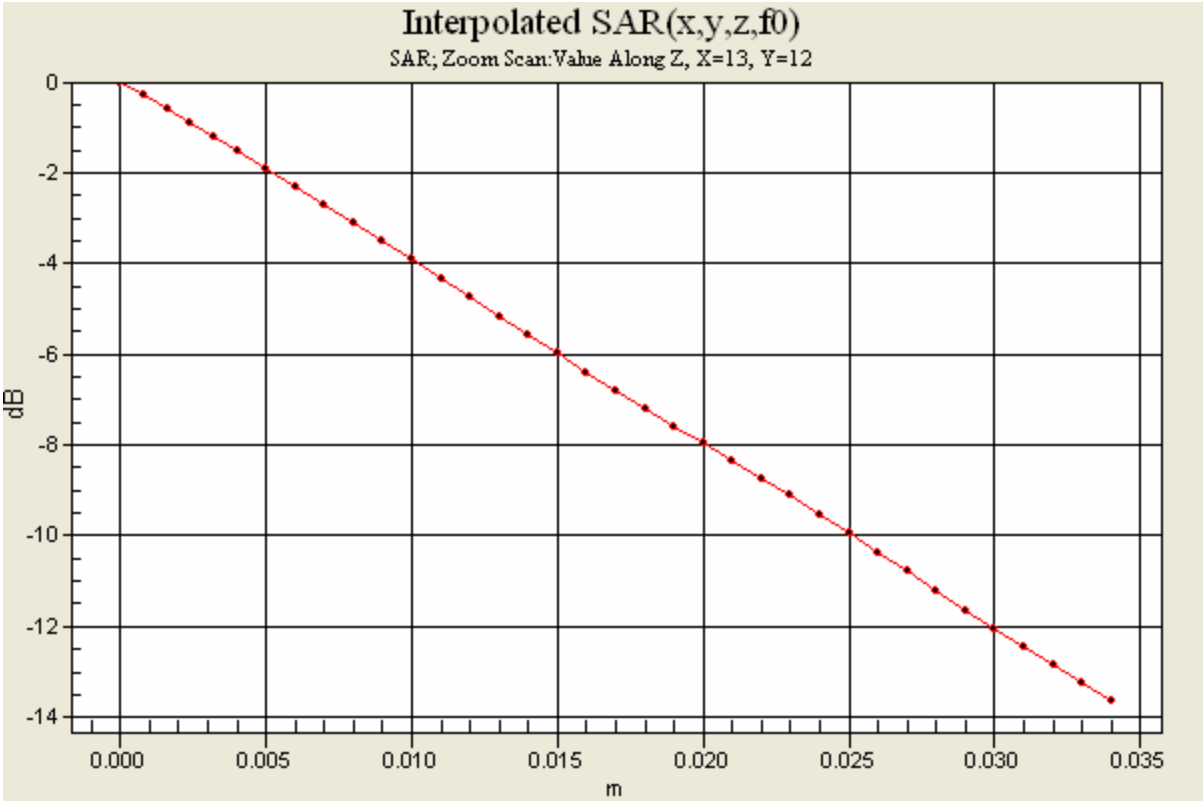

Exhibit 11

Prepared (also subject responsible if other)	No.	
SEM/CV/PF/P Gerard Hayes and Rodney Dixon	REP 2006 001 Z525A 01	
Approved / Checked		
SEM/CV/PF/P Gerard Hayes	A	X:\SAR Chamber\FCC reports\Z525A\Final

1900 GSM Band: Distribution and Extrapolation of Maximum SAR
Model: Z525A SN: BD30246HHE with Standard Battery: BST-37
Right Side, Cheek/Touch Position.

Date/Time: 8/25/2005 11:56:56 AMDate/Time: 8/25/2005 12:02:14 PM
File Name: 25Aug05_Z525A_GSM1900_6HHE_RC01.da4
DUT: Z525A
Program Notes: Battery BST-37 Humidity: 48.9% Ambient Temp: 20.6 Simulant Temp: 20.6
Communication System: DCS 1900; Frequency: 1880 MHz;Duty Cycle: 1:8.3
Medium: Head 1800/1900 MHzMedium parameters used: f = 1880 MHz; s = 1.45 mho/m; e_r = 38.3; ? = 1000 kg/m^3
Phantom section: Right Section
DASY4 Configuration:
- Probe: ET3DV6 - SN1587; ConvF(5.11, 5.11, 5.11); Calibrated: 5/27/2004
- Sensor-Surface: 4mm (Mechanical Surface Detection)
- Electronics: DAE3 Sn345; Calibrated: 11/12/2004
- Phantom: SAM with CRP (High Band Head); Type: SAM; Serial: TP: 1054
- Measurement SW: DASY4, V4.5 Build 19; Postprocessing SW: SEMCAD, V1.8 Build 146

Unnamed procedure 2/Area Scan (51x81x1):
Measurement grid: dx=15mm, dy=15mm
Maximum value of SAR (interpolated) = 0.926 mW/g
Unnamed procedure 2/Zoom Scan (7x7x7)/Cube 0:
Measurement grid: dx=5mm, dy=5mm, dz=5mm
Reference Value = 3.36 V/m; Power Drift = -0.021 dB
Peak SAR (extrapolated) = 1.57 W/kg
SAR(1 g) = 0.799 mW/g; SAR(10 g) = 0.398 mW/g
Maximum value of SAR (measured) = 0.899 mW/g
Unnamed procedure 2/Zoom Scan (31x31x36)/Cube 0:
Measurement grid: dx=5mm, dy=5mm, dz=5mm
Reference Value = 3.36 V/m; Power Drift = -0.021 dB
Maximum value of SAR (interpolated) = 1.57 mW/g

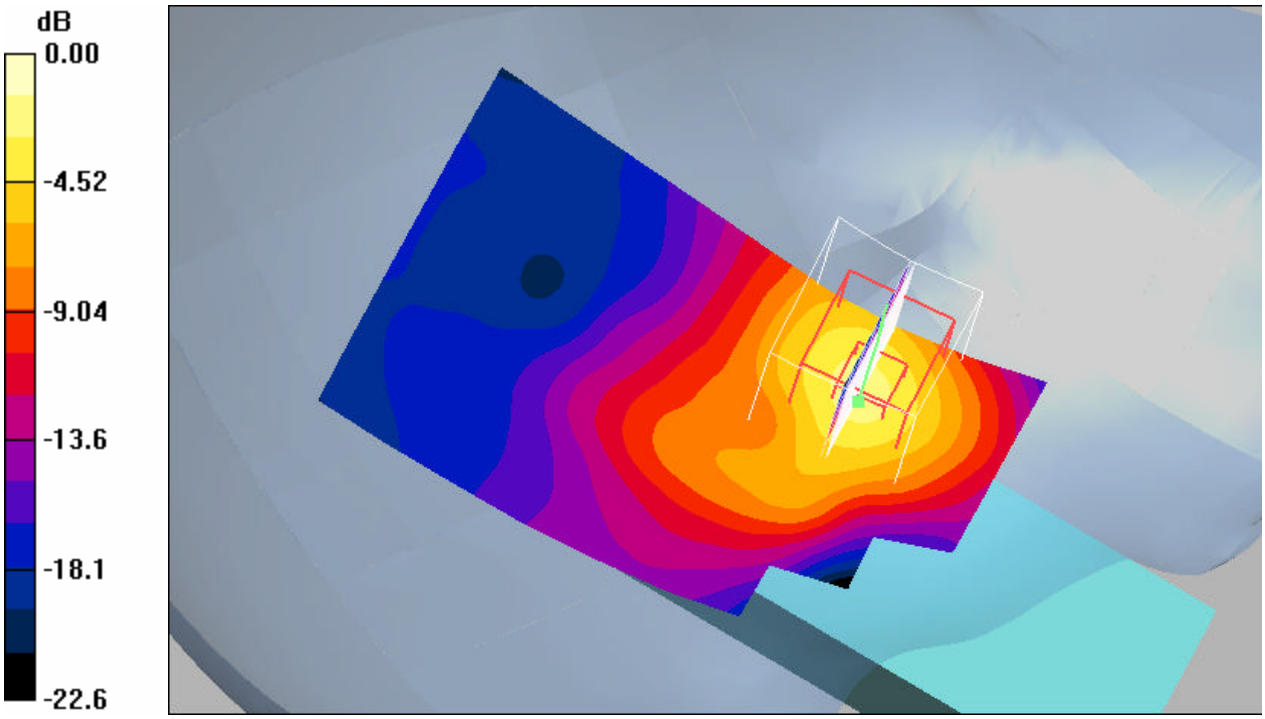

0 dB = 1.57mW/g

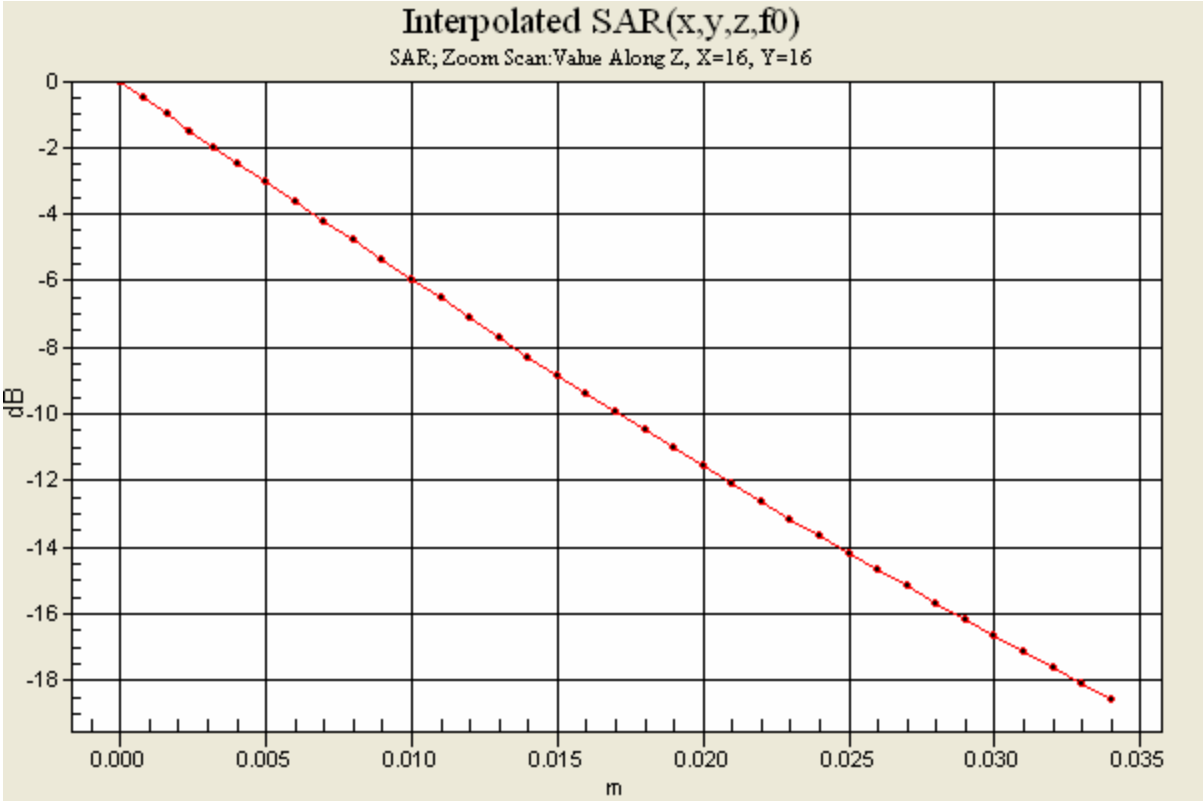

Exhibit 11

1900 GSM Band: Distribution and Extrapolation of Maximum SAR
Model: Z525A SN: BD30246HHE with Standard Battery: BST-37
Right Side, Tilt Position.

Date/Time: 8/25/2005 10:54:18 AMDate/Time: 8/25/2005 10:59:35 AM
File Name: 25Aug05_Z525A_GSM1900_6HHE_RT01.da4
DUT: Z525A
Program Notes: Battery BST-37 Humidity: 54.5 Ambient Temp: 21.3 Simulant Temp: 20.7
Communication System: DCS 1900; Frequency: 1880 MHz;Duty Cycle: 1:8.3
Medium: Head 1800/1900 MHzMedium parameters used: f = 1880 MHz; s = 1.45 mho/m; e_r = 38.3; ? = 1000 kg/m^3
Phantom section: Right Section
DASY4 Configuration:
- Probe: ET3DV6 - SN1587; ConvF(5.11, 5.11, 5.11); Calibrated: 5/27/2004
- Sensor-Surface: 4mm (Mechanical Surface Detection)
- Electronics: DAE3 Sn345; Calibrated: 11/12/2004
- Phantom: SAM with CRP (High Band Head); Type: SAM; Serial: TP: 1054
- Measurement SW: DASY4, V4.5 Build 19; Postprocessing SW: SEMCAD, V1.8 Build 146

Unnamed procedure 2/Area Scan (51x81x1):
Measurement grid: dx=15mm, dy=15mm
Maximum value of SAR (interpolated) = 0.199 mW/g
Unnamed procedure 2/Zoom Scan (7x7x7)/Cube 0:
Measurement grid: dx=5mm, dy=5mm, dz=5mm
Reference Value = 8.33 V/m; Power Drift = -0.059 dB
Peak SAR (extrapolated) = 0.245 W/kg
SAR(1 g) = 0.166 mW/g; SAR(10 g) = 0.102 mW/g
Maximum value of SAR (measured) = 0.184 mW/g
Unnamed procedure 2/Zoom Scan (31x31x36)/Cube 0:
Measurement grid: dx=5mm, dy=5mm, dz=5mm
Reference Value = 8.33 V/m; Power Drift = -0.059 dB
Maximum value of SAR (interpolated) = 0.245 mW/g

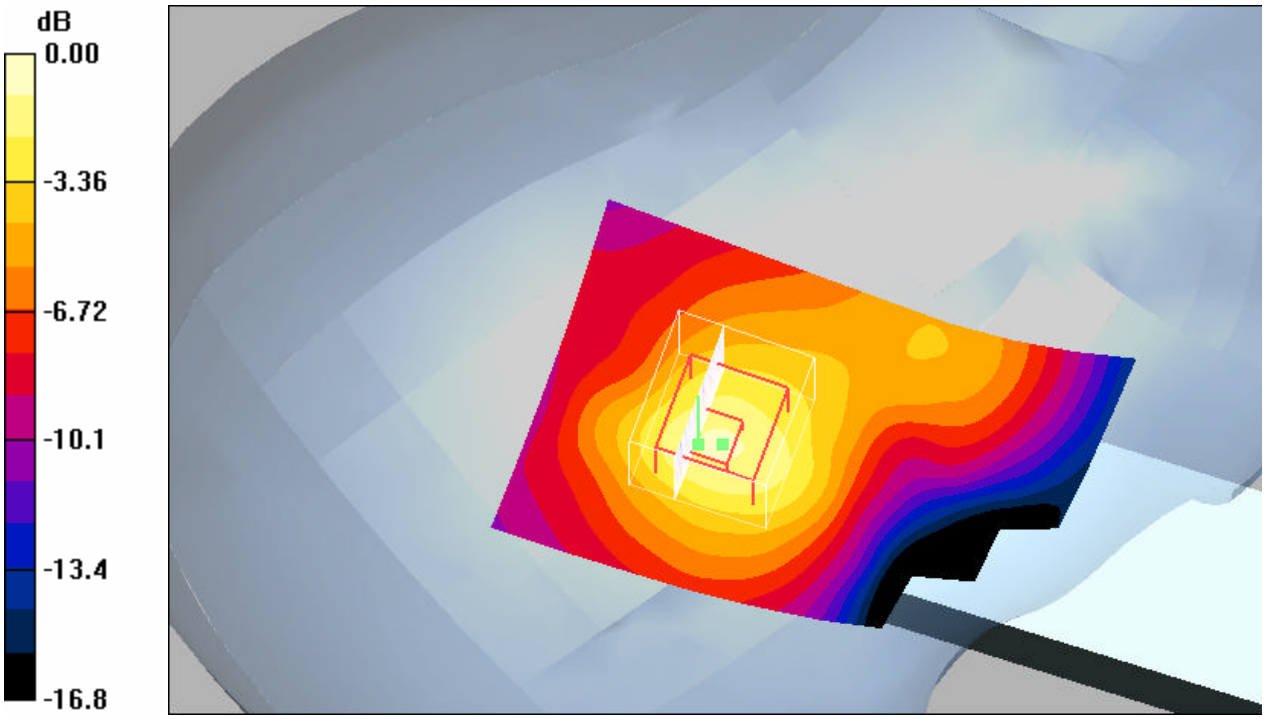
dB
0.00
-3.36
-6.72
-10.1
-13.4
-16.8

0 dB = 0.245mW/g

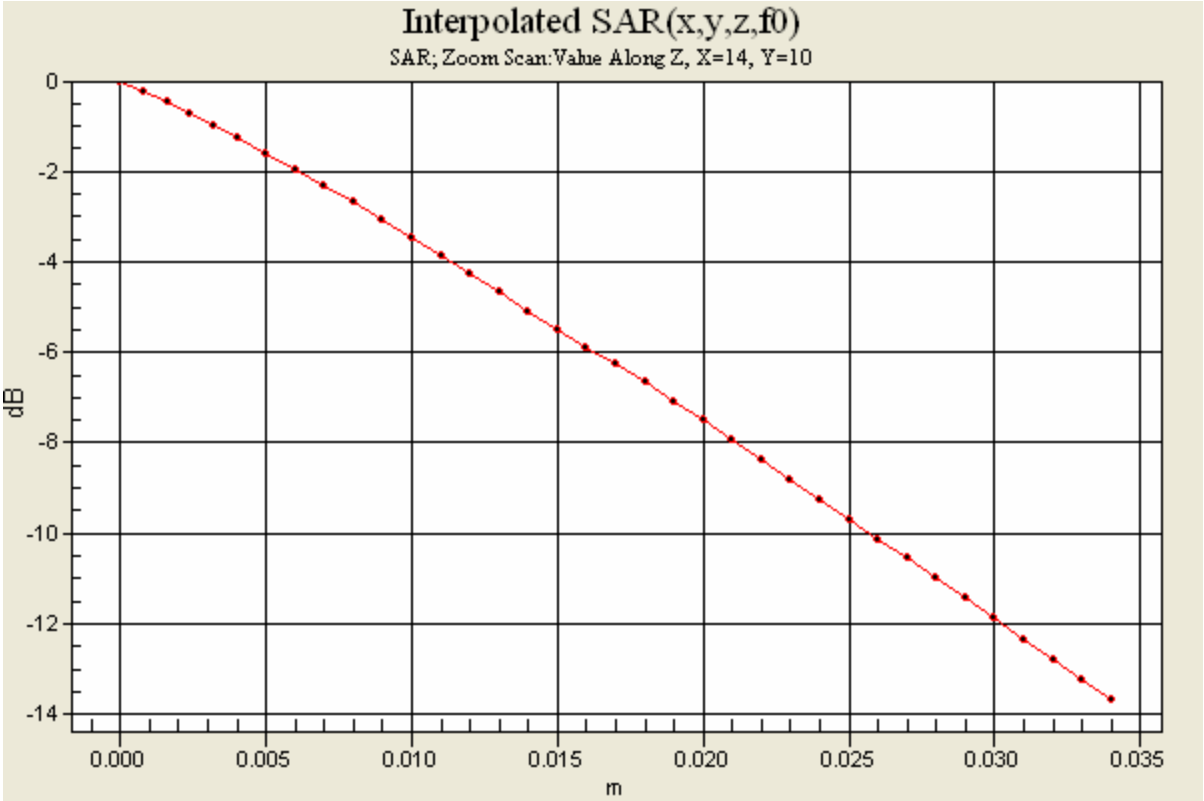
Interpolated SAR(x,y,z,f0)
SAR; Zoom Scan:Value Along Z, X=14, Y=10
dB
0
-2
-4
-6
-8
-10
-12
-14
0.000
0.005
0.010
0.015
0.020
0.025
0.030
0.035
m

Prepared (also subject responsible if other)		No.	
SEM/CV/PF/P Gerard Hayes and Rodney Dixon		REP 2006 001 Z525A 01	
Approved	Checked		
SEM/CV/PF/P Gerard Hayes		A	X:\SAR Chamber\FCC reports\Z525A\Final

1900 GSM Band: Distribution and Extrapolation of Maximum SAR
Model: Z525A SN: BD30246HHE with Standard Battery: BST-37
Left Side, Cheek/Touch Position.

Date/Time: 8/25/2005 8:52:02 AMDate/Time: 8/25/2005 8:57:29 AM
File Name: 25Aug05_Z525A_GSM1900_6HHE_LC01.da4
DUT: Z525A
Program Notes: Battery BST-37 Humidity: 49.5% Ambient Temp: 22.2 Simulant Temp: 22
Communication System: DCS 1900; Frequency: 1880 MHz;Duty Cycle: 1:8.3
Medium: Head 1800/1900 MHzMedium parameters used: f = 1880 MHz; s = 1.45 mho/m; e_r = 38.3; ? = 1000 kg/m^3
Phantom section: Left Section
DASY4 Configuration:
- Probe: ET3DV6 - SN1587; ConvF(5.05, 5.05, 5.05); Calibrated: 5/26/2005
- Sensor-Surface: 4mm (Mechanical Surface Detection)
- Electronics: DAE3 Sn345; Calibrated: 11/12/2004
- Phantom: SAM with CRP (High Band Head); Type: SAM; Serial: TP: 1054
- Measurement SW: DASY4, V4.5 Build 19; Postprocessing SW: SEMCAD, V1.8 Build 146

Unnamed procedure 2/Area Scan (51x81x1):
Measurement grid: dx=15mm, dy=15mm
Maximum value of SAR (interpolated) = 0.524 mW/g
Unnamed procedure 2/Zoom Scan (7x7x7)/Cube 0:
Measurement grid: dx=5mm, dy=5mm, dz=5mm
Reference Value = 14.9 V/m; Power Drift = -0.01 dB
Peak SAR (extrapolated) = 1.03 W/kg
SAR(1 g) = 0.523 mW/g; SAR(10 g) = 0.264 mW/g
Maximum value of SAR (measured) = 0.592 mW/g
Unnamed procedure 2/Zoom Scan (31x31x36)/Cube 0:
Measurement grid: dx=5mm, dy=5mm, dz=5mm
Reference Value = 14.9 V/m; Power Drift = -0.01 dB
Maximum value of SAR (interpolated) = 1.03 mW/g

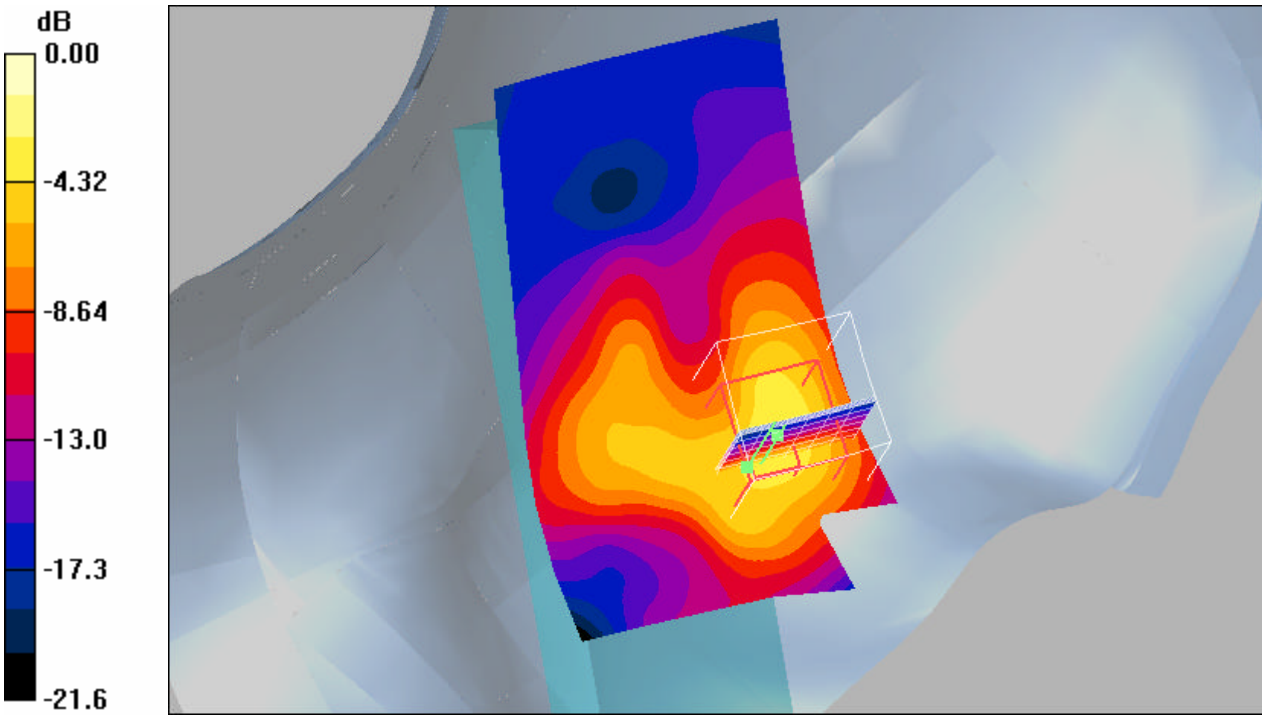

0 dB = 1.03mW/g

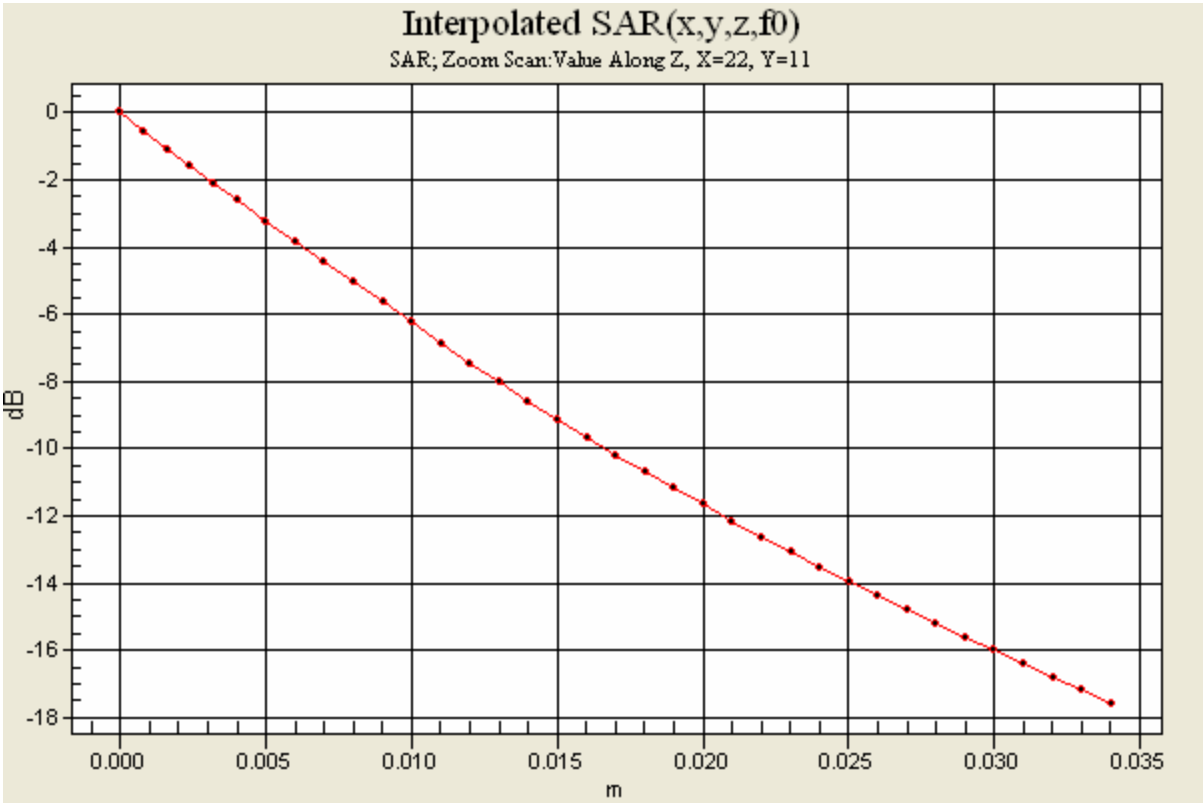

Exhibit 11

1900 GSM Band: Distribution and Extrapolation of Maximum SAR Model: Z525A SN: BD30246HHE with Standard Battery: BST-37 Left Side, Tilt Position.

Date/Time: 8/25/2005 10:12:57 AMDate/Time: 8/25/2005 10:18:24 AM
File Name: 25Aug05_Z525A_GSM1900_6HHE_LT01.da4
DUT: Z525A
Program Notes: Battery BST-37 Humidity: 54.6% Ambient Temp: 21.2 Simulant Temp: 22.1
Communication System: DCS 1900; Frequency: 1909.8 MHz;Duty Cycle: 1:8.3
Medium: Head 1800/1900 MHzMedium parameters used (interpolated): f = 1909.8 MHz; s = 1.48 mho/m; e_r = 38.2; ? = 1000 kg/m^3
Phantom section: Left Section
DASY4 Configuration:
- Probe: ET3DV6 - SN1587; ConvF(5.05, 5.05, 5.05); Calibrated: 5/26/2005
- Sensor-Surface: 4mm (Mechanical Surface Detection)
- Electronics: DAE3 Sn345; Calibrated: 11/12/2004
- Phantom: SAM with CRP (High Band Head); Type: SAM; Serial: TP: 1054
- Measurement SW: DASY4, V4.5 Build 19; Postprocessing SW: SEMCAD, V1.8 Build 146

Unnamed procedure 3/Area Scan (51x81x1):
Measurement grid: dx=15mm, dy=15mm
Info: Interpolated medium parameters used for SAR evaluation!
Maximum value of SAR (interpolated) = 0.150 mW/g
Unnamed procedure 3/Zoom Scan (7x7x7)/Cube 0:
Measurement grid: dx=5mm, dy=5mm, dz=5mm
Reference Value = 4.39 V/m; Power Drift = -0.131 dB
Peak SAR (extrapolated) = 0.199 W/kg
SAR(1 g) = 0.130 mW/g; SAR(10 g) = 0.080 mW/g
Info: Interpolated medium parameters used for SAR evaluation!
Maximum value of SAR (measured) = 0.140 mW/g
Unnamed procedure 3/Zoom Scan (31x31x36)/Cube 0:
Measurement grid: dx=5mm, dy=5mm, dz=5mm
Reference Value = 4.39 V/m; Power Drift = -0.131 dB
Info: Interpolated medium parameters used for SAR evaluation!
Maximum value of SAR (interpolated) = 0.199 mW/g


dB
0.00
-3.60
-7.20
-10.8
-14.4
-18.0

0 dB = 0.199mW/g

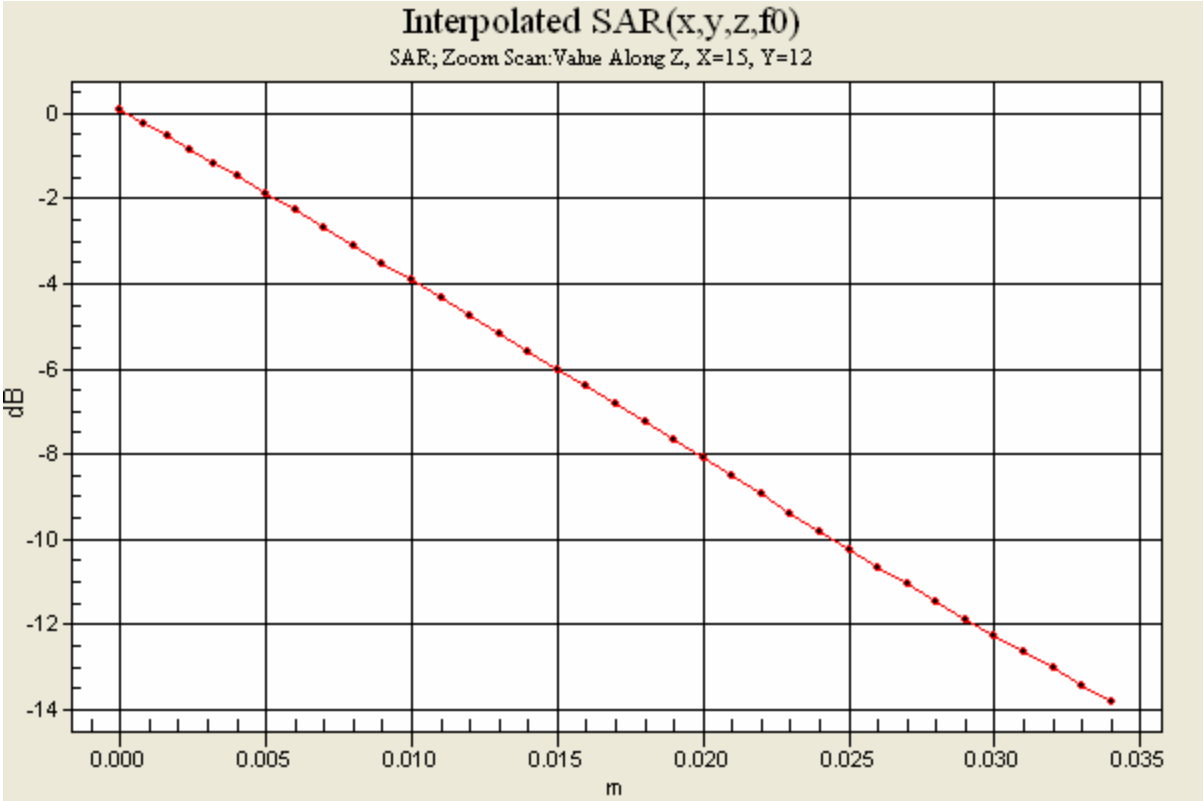
Interpolated SAR(x,y,z,f0)
SAR; Zoom Scan:Value Along Z, X=15, Y=12
dB
0
-2
-4
-6
-8
-10
-12
-14
0.000
0.005
0.010
0.015
0.020
0.025
0.030
0.035
m

Prepared (also subject responsible if other)		No.	
SEM/CV/PF/P Gerard Hayes and Rodney Dixon		REP 2006 001 Z525A 01	
Approved	Checked		
SEM/CV/PF/P Gerard Hayes		A	X:\SAR Chamber\FCC reports\Z525A\Final

1900 GSM Band: Distribution and Extrapolation of Maximum SAR
Model: Z525A SN: BD30246HHE with Standard Battery: BST-37
Right Side, Cheek/Touch Position with Bluetooth on.

Date/Time: 8/25/2005 2:05:15 PMDate/Time: 8/25/2005 2:10:33 PM
File Name: 25Aug05_Z525A_GSM1900_6HHE_BT_RC01.da4
DUT: Z525A
Program Notes: Battery BST-37 Humidity: 51.9% Ambient Temp: 21.5 Simulant Temp: 20.5
Communication System: DCS 1900; Frequency: 1880 MHz;Duty Cycle: 1:8.3
Medium: Head 1800/1900 MHzMedium parameters used: f = 1880 MHz; s = 1.45 mho/m; e_r = 38.3; ? = 1000 kg/m^3
Phantom section: Right Section
DASY4 Configuration:
- Probe: ET3DV6 - SN1587; ConvF(5.11, 5.11, 5.11); Calibrated: 5/27/2004
- Sensor-Surface: 4mm (Mechanical Surface Detection)
- Electronics: DAE3 Sn345; Calibrated: 11/12/2004
- Phantom: SAM with CRP (High Band Head); Type: SAM; Serial: TP: 1054
- Measurement SW: DASY4, V4.5 Build 19; Postprocessing SW: SEMCAD, V1.8 Build 146

Unnamed procedure 2/Area Scan (51x81x1):
Measurement grid: dx=15mm, dy=15mm
Maximum value of SAR (interpolated) = 0.911 mW/g
Unnamed procedure 2/Zoom Scan (7x7x7)/Cube 0:
Measurement grid: dx=5mm, dy=5mm, dz=5mm
Reference Value = 3.45 V/m; Power Drift = -0.099 dB
Peak SAR (extrapolated) = 1.57 W/kg
SAR(1 g) = 0.787 mW/g; SAR(10 g) = 0.389 mW/g
Maximum value of SAR (measured) = 0.873 mW/g
Unnamed procedure 2/Zoom Scan (31x31x36)/Cube 0:
Measurement grid: dx=5mm, dy=5mm, dz=5mm
Reference Value = 3.45 V/m; Power Drift = -0.099 dB
Maximum value of SAR (interpolated) = 1.57 mW/g

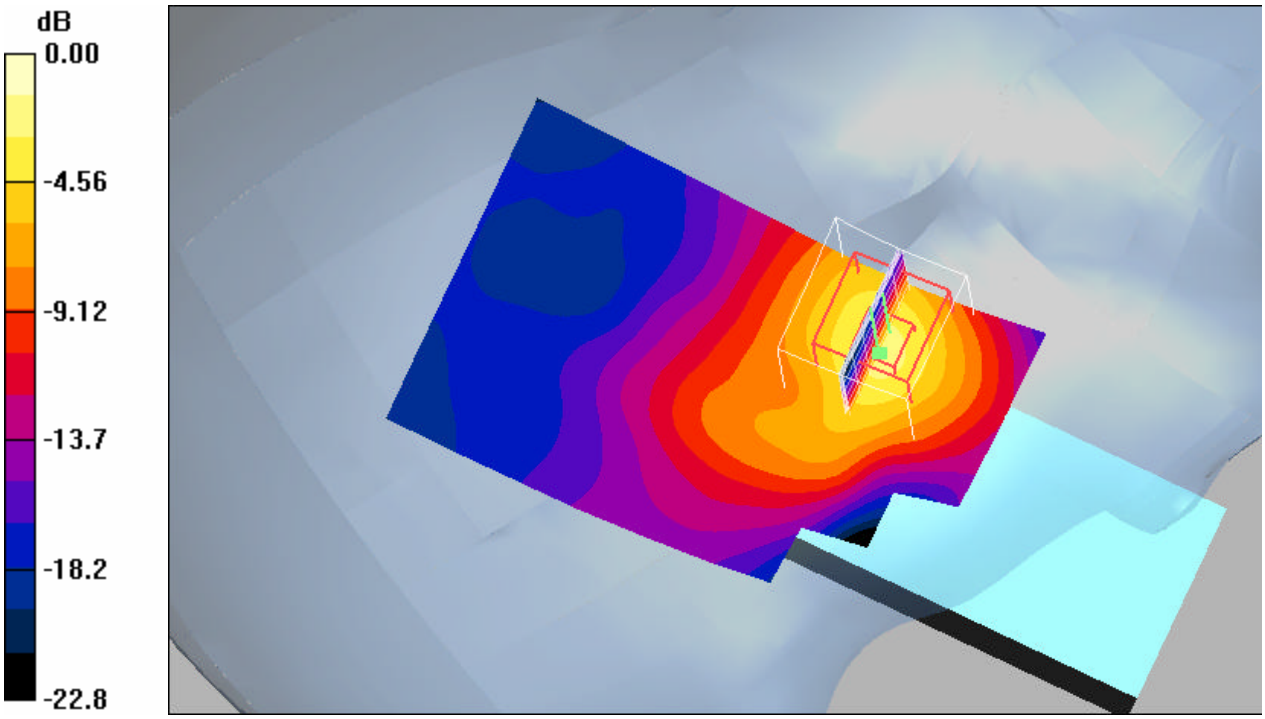
dB
0.00
-4.56
-9.12
-13.7
-18.2
-22.8

0 dB = 1.57mW/g

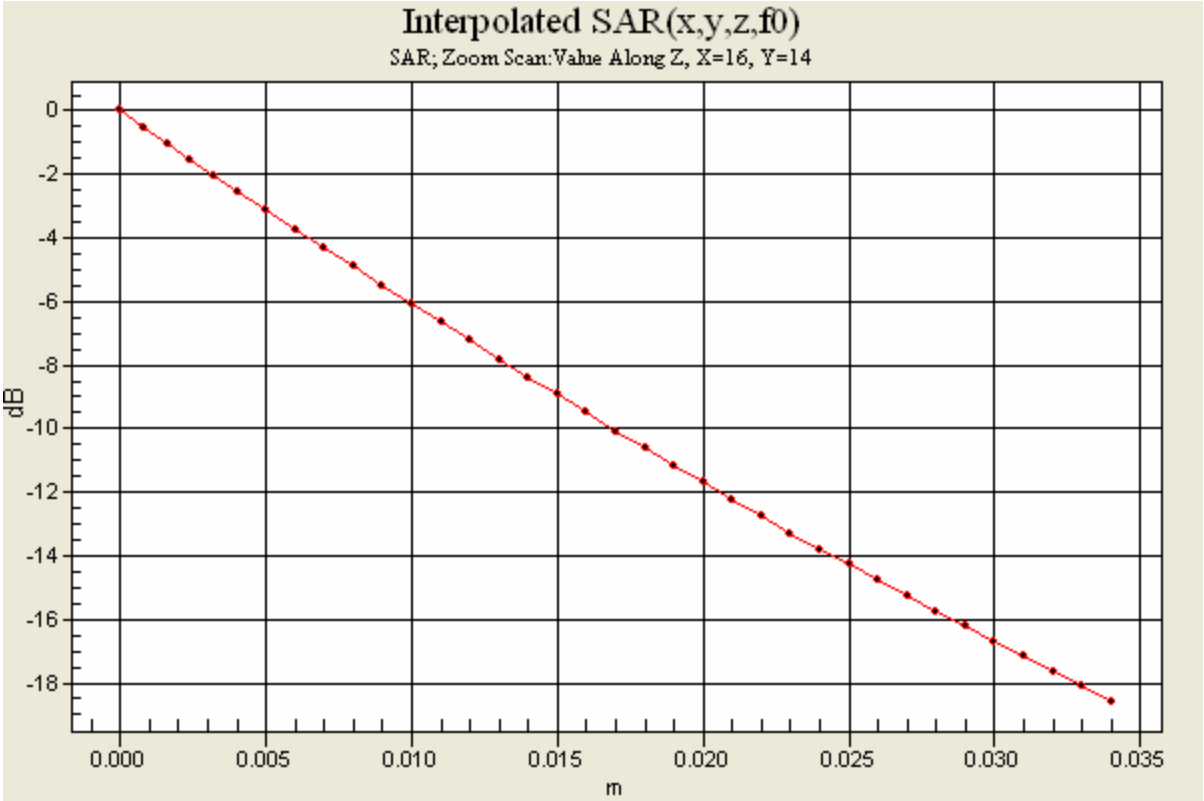
Interpolated SAR(x,y,z,f0)
SAR; Zoom Scan:Value Along Z, X=16, Y=14
dB
0
-2
-4
-6
-8
-10
-12
-14
-16
-18
0.000
0.005
0.010
0.015
0.020
0.025
0.030
0.035
m

1900 GSM Band: SAR Distribution and Extrapolation of Maximum SAR Model: Z525A SN: BD3ZZYJGGQ with Standard Battery: BST-37 PTT, 25mm Separation, Flat section, Open Position.

File Name: 14Feb06_Z525A_GSM1900_JJU4_open_PTT01.da4

DUT: Z525A

Program Notes: Battery BST-37 Humidity: 30.3% Ambient Temp: 22.9 C Simulant Temp: 23.2 C

Communication System: DCS 1900; Frequency: 1909.8 MHz;Duty Cycle: 1:8.3

Medium: Head 1800/1900 MHzMedium parameters used: f = 1910 MHz; s = 1.48 mho/m; e_r = 38.7; ? = 1000 kg/m^3

Phantom section: Flat Section

DASY4 Configuration:

- Probe: ET3DV6 - SN1539; ConvF(4.55, 4.55, 4.55); Calibrated: 11/22/2005
- Sensor-Surface: 4mm (Mechanical Surface Detection)
- Electronics: DAE3 Sn345; Calibrated: 11/10/2005
- Phantom: SAM with CRP (High Band Head); Type: SAM; Serial: TP: 1054
- Measurement SW: DASY4, V4.6 Build 23; Postprocessing SW: SEMCAD, V1.8 Build 160

Unnamed procedure 3/Area Scan (71x121x1): Measurement grid: dx=15mm, dy=15mm

Maximum value of SAR (interpolated) = 0.130 mW/g

Unnamed procedure 3/Zoom Scan (7x7x7)/Cube 0: Measurement grid: dx=5mm, dy=5mm, dz=5mm

Reference Value = 3.01 V/m; Power Drift = -0.167 dB

Peak SAR (extrapolated) = 0.203 W/kg

SAR(1 g) = 0.121 mW/g; SAR(10 g) = 0.070 mW/g

Maximum value of SAR (measured) = 0.133 mW/g

Unnamed procedure 3/Zoom Scan (31x31x36)/Cube 0: Measurement grid: dx=5mm, dy=5mm, dz=5mm

Reference Value = 3.01 V/m; Power Drift = -0.167 dB

Maximum value of SAR (interpolated) = 0.203 mW/g

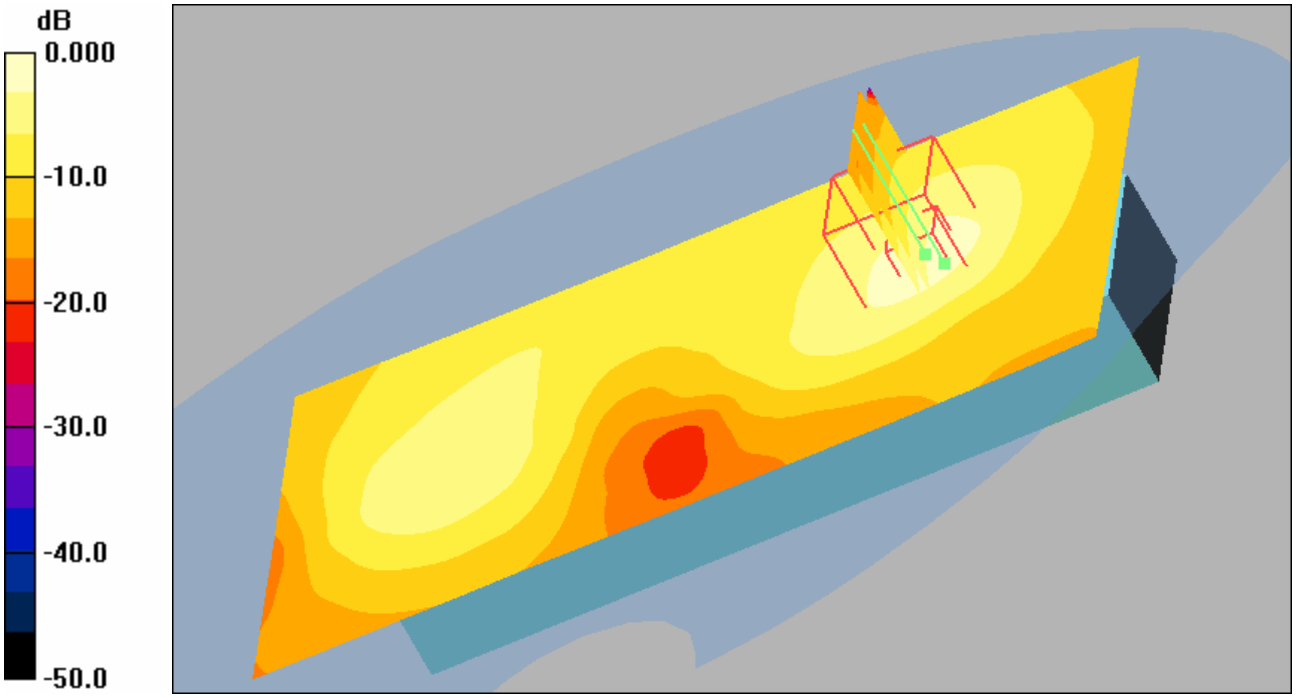
dB
0.000
-10.0
-20.0
-30.0
-40.0
-50.0

0 dB = 0.203mW/g

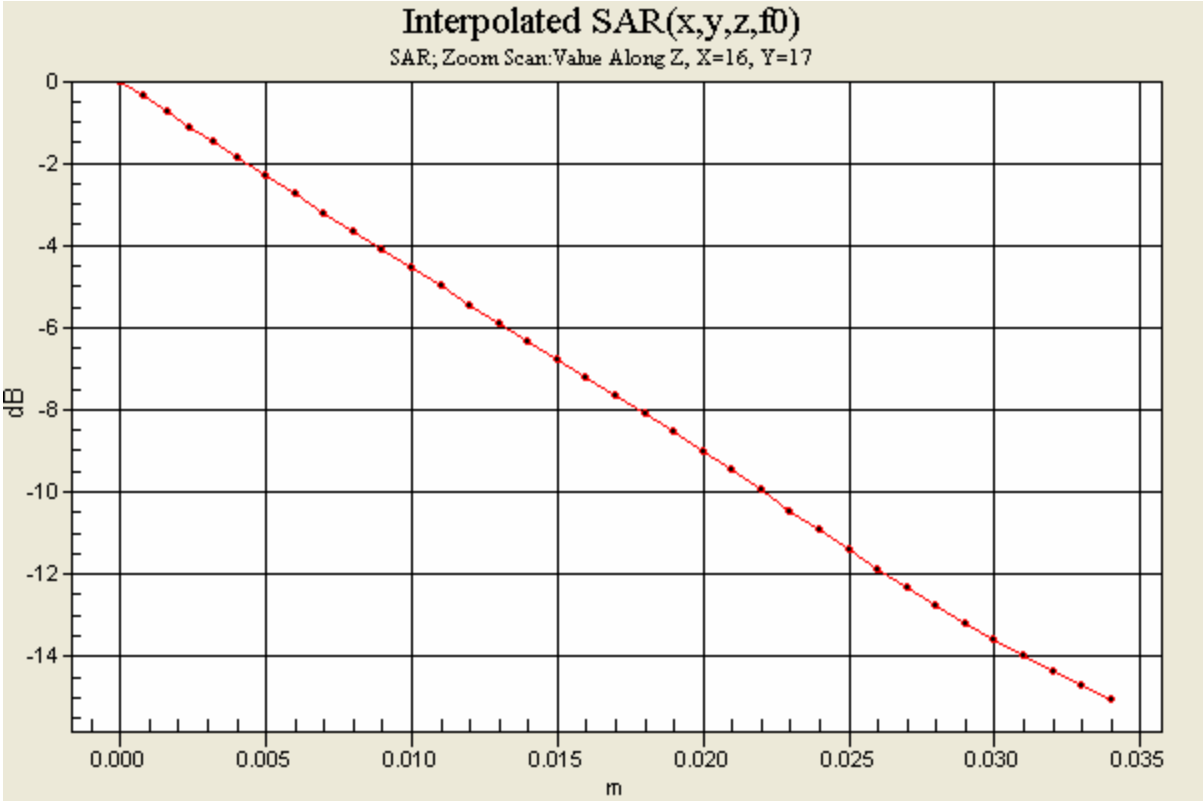
Interpolated SAR(x,y,z,f0)
SAR; Zoom Scan:Value Along Z, X=16, Y=17
dB
0
-2
-4
-6
-8
-10
-12
-14
0.000
0.005
0.010
0.015
0.020
0.025
0.030
0.035
m

1900 GSM Band: SAR Distribution and Extrapolation of Maximum SAR
Model: Z525A SN: BD3ZZYJGGQ with Standard Battery: BST-37
PTT, 25mm Separation, Flat section, Open Position with Bluetooth on.

File Name: 14Feb06_Z525A_GSM1900_JJU4_open_BT_PTT01.da4

DUT: Z525A

Program Notes: Battery BST-37 Humidity: 30.3% Ambient Temp: 22.9 C Simulant Temp: 23.2 C
Communication System: DCS 1900; Frequency: 1909.8 MHz;Duty Cycle: 1:8.3
Medium: Head 1800/1900 MHzMedium parameters used: f = 1910 MHz; s = 1.48 mho/m; e_r = 38.7; ? = 1000 kg/m^3
Phantom section: Flat Section
DASY4 Configuration:
- Probe: ET3DV6 - SN1539; ConvF(4.55, 4.55, 4.55); Calibrated: 11/22/2005
- Sensor-Surface: 4mm (Mechanical Surface Detection)
- Electronics: DAE3 Sn345; Calibrated: 11/10/2005
- Phantom: SAM with CRP (High Band Head); Type: SAM; Serial: TP: 1054
- Measurement SW: DASY4, V4.6 Build 23; Postprocessing SW: SEMCAD, V1.8 Build 160

Unnamed procedure 3/Area Scan (71x121x1): Measurement grid: dx=15mm, dy=15mm
Maximum value of SAR (interpolated) = 0.133 mW/g

Unnamed procedure 3/Zoom Scan (7x7x7)/Cube 0: Measurement grid: dx=5mm, dy=5mm, dz=5mm
Reference Value = 4.91 V/m; Power Drift = -0.088 dB
Peak SAR (extrapolated) = 0.193 W/kg
SAR(1 g) = 0.118 mW/g; SAR(10 g) = 0.068 mW/g
Maximum value of SAR (measured) = 0.130 mW/g

Unnamed procedure 3/Zoom Scan (31x31x36)/Cube 0: Measurement grid: dx=5mm, dy=5mm, dz=5mm
Reference Value = 4.91 V/m; Power Drift = -0.088 dB
Maximum value of SAR (interpolated) = 0.193 mW/g

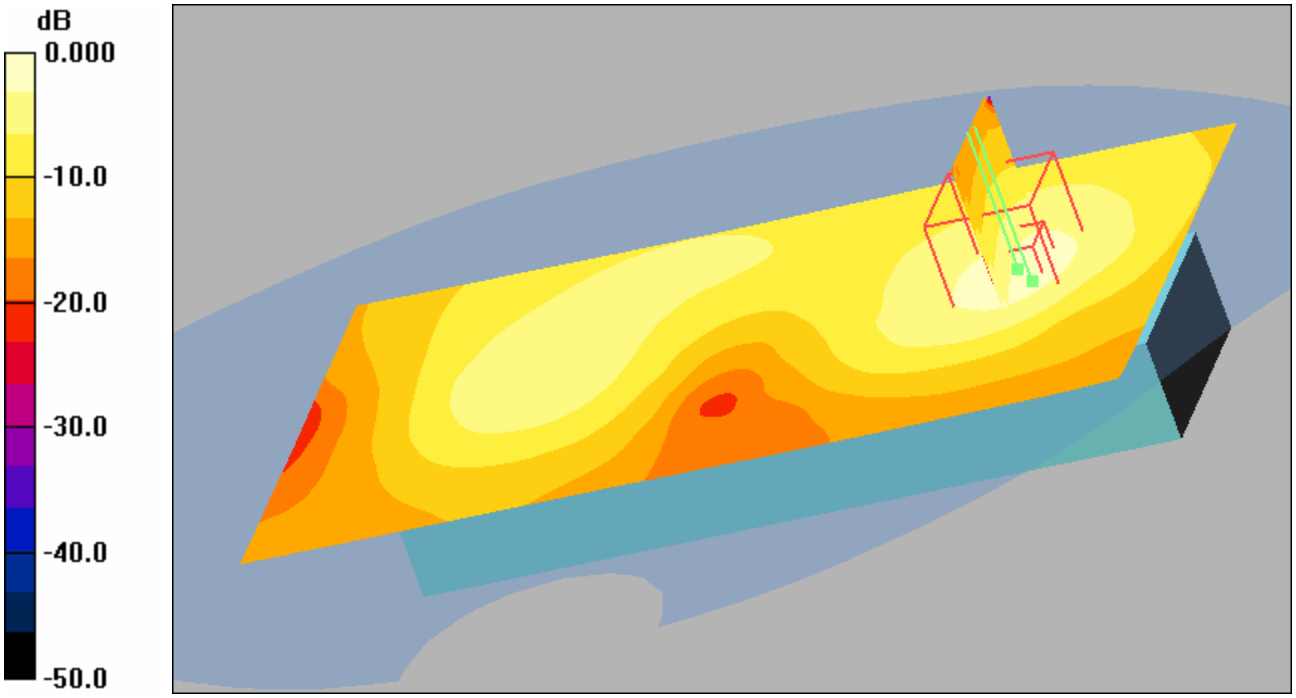

0 dB = 0.193mW/g

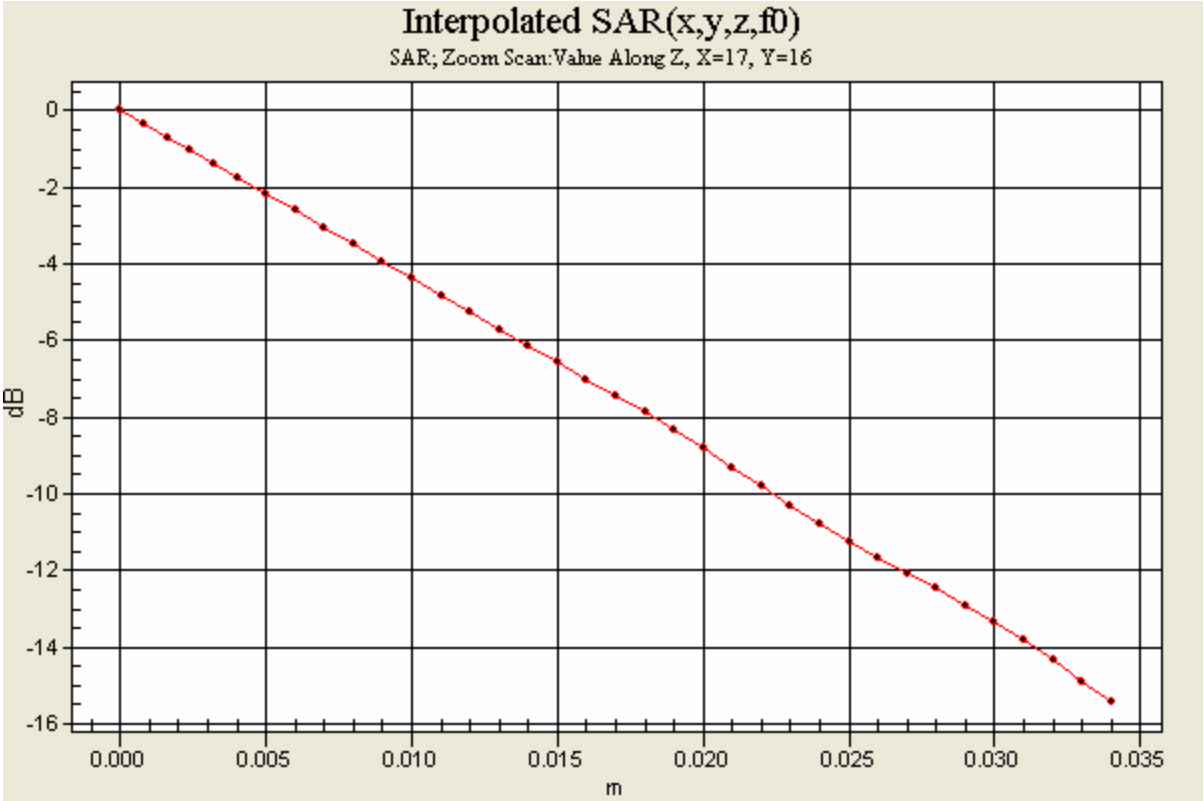

Exhibit 11

1900 GSM Band: SAR Distribution and Extrapolation of Maximum SAR Model: Z525A SN: BD3ZZYJGGQ with Standard Battery: BST-37 PTT, 25mm Separation, Flat section, Closed Position.

File Name: 14Feb06_Z525A_GSM1900_JJU4_closed_PTT01.da4

DUT: Z525A

Program Notes: Battery BST-37 Humidity: 30.5 % Ambient Temp: 23 C Simulant Temp: 23.1 C

Communication System: DCS 1900; Frequency: 1909.8 MHz;Duty Cycle: 1:8.3

Medium: Head 1800/1900 MHzMedium parameters used: f = 1910 MHz; s = 1.48 mho/m; e_r = 38.7; ? = 1000 kg/m^3

Phantom section: Flat Section

DASY4 Configuration:

- Probe: ET3DV6 - SN1539; ConvF(4.55, 4.55, 4.55); Calibrated: 11/22/2005
- Sensor-Surface: 4mm (Mechanical Surface Detection)
- Electronics: DAE3 Sn345; Calibrated: 11/10/2005
- Phantom: SAM with CRP (High Band Head); Type: SAM; Serial: TP: 1054
- Measurement SW: DASY4, V4.6 Build 23; Postprocessing SW: SEMCAD, V1.8 Build 160

Unnamed procedure 3/Area Scan (71x121x1): Measurement grid: dx=15mm, dy=15mm

Maximum value of SAR (interpolated) = 0.142 mW/g

Unnamed procedure 3/Zoom Scan (7x7x7)/Cube 0: Measurement grid: dx=5mm, dy=5mm, dz=5mm

Reference Value = 8.15 V/m; Power Drift = -0.070 dB

Peak SAR (extrapolated) = 0.205 W/kg

SAR(1 g) = 0.132 mW/g; SAR(10 g) = 0.082 mW/g

Maximum value of SAR (measured) = 0.141 mW/g

Unnamed procedure 3/Zoom Scan (31x31x36)/Cube 0: Measurement grid: dx=5mm, dy=5mm, dz=5mm

Reference Value = 8.15 V/m; Power Drift = -0.070 dB

Maximum value of SAR (interpolated) = 0.205 mW/g

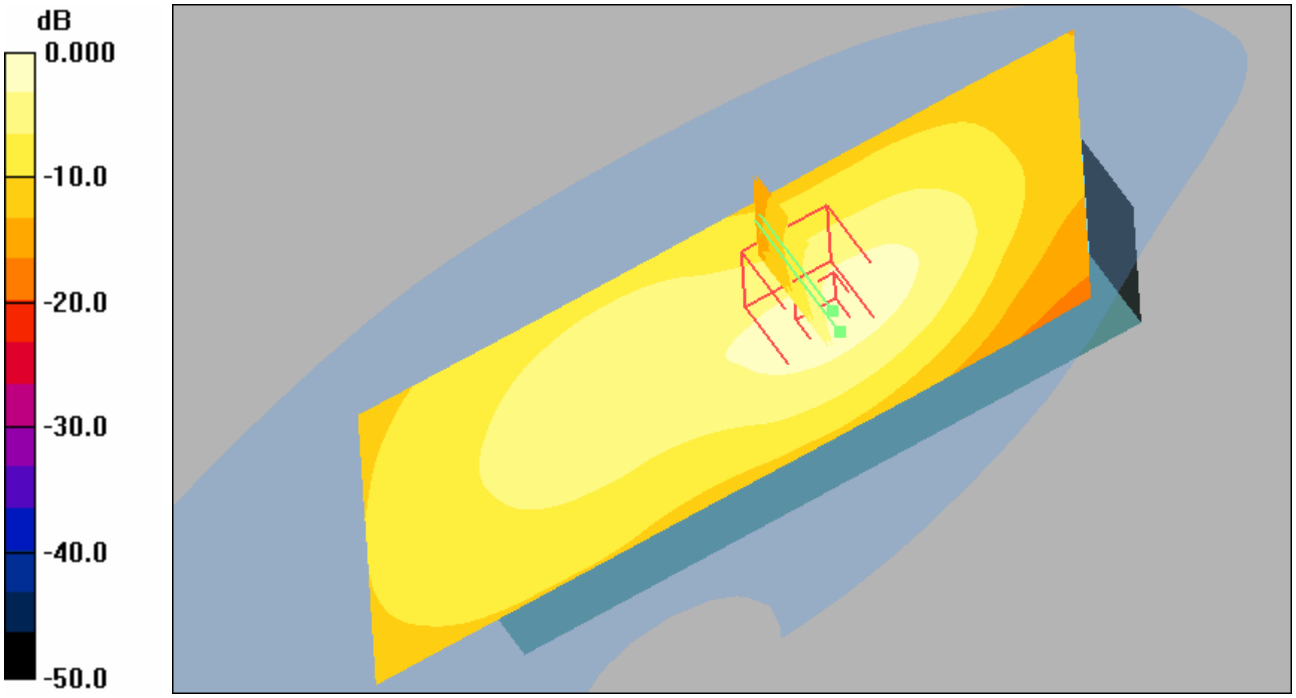

0 dB = 0.205mW/g

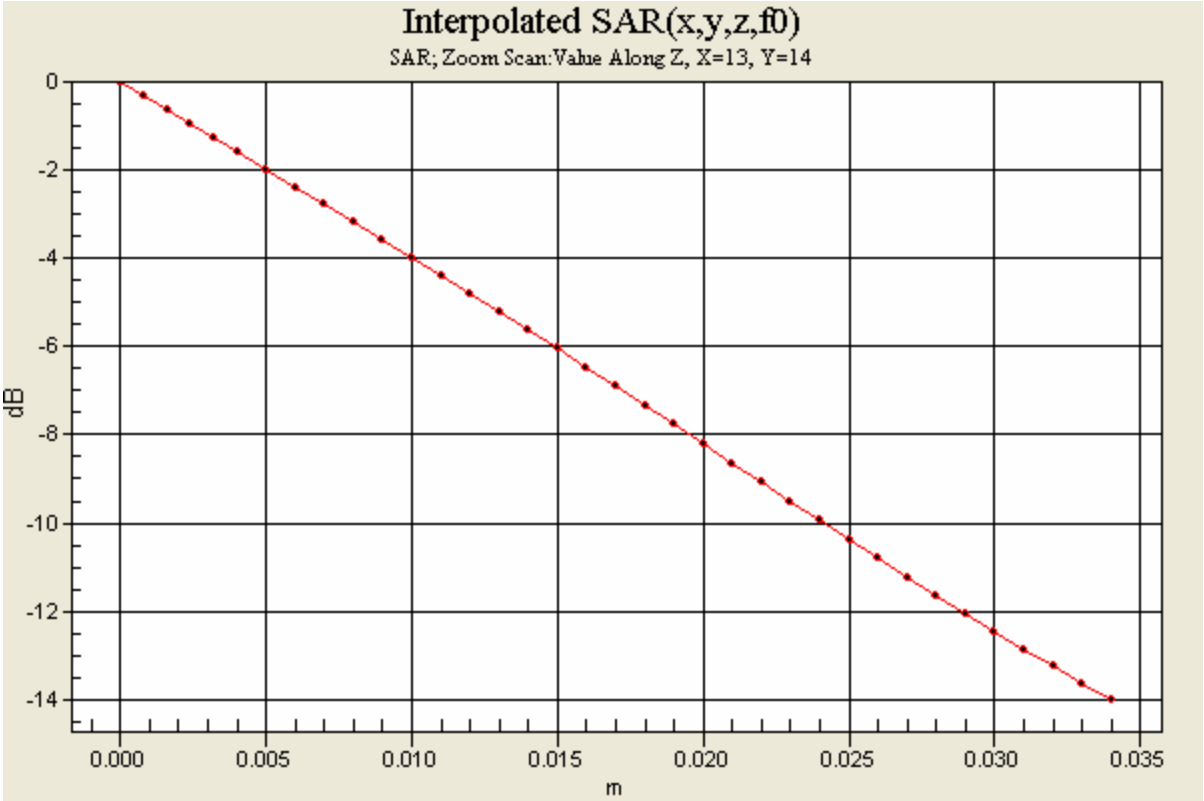

Exhibit 11

1900 GSM Band: SAR Distribution and Extrapolation of Maximum SAR Model: Z525A SN: BD3ZZYJGGQ with Standard Battery: BST-37 PTT, 25mm Separation, Flat section, Closed Position with Blue Tooth on.

File Name: 14Feb06_Z525A_GSM1900_JJU4_closed_BT_PTT01.da4

DUT: Z525A

Program Notes: Battery BST-37 Humidity: 30.5 % Ambient Temp: 23 C Simulant Temp: 23.1 C

Communication System: DCS 1900; Frequency: 1909.8 MHz;Duty Cycle: 1:8.3

Medium: Head 1800/1900 MHzMedium parameters used: f = 1910 MHz; s = 1.48 mho/m; e_r = 38.7; ? = 1000 kg/m^3

Phantom section: Flat Section

DASY4 Configuration:

- Probe: ET3DV6 - SN1539; ConvF(4.55, 4.55, 4.55); Calibrated: 11/22/2005
- Sensor-Surface: 4mm (Mechanical Surface Detection)
- Electronics: DAE3 Sn345; Calibrated: 11/10/2005
- Phantom: SAM with CRP (High Band Head); Type: SAM; Serial: TP: 1054
- Measurement SW: DASY4, V4.6 Build 23; Postprocessing SW: SEMCAD, V1.8 Build 160

Unnamed procedure 3/Area Scan (71x121x1): Measurement grid: dx=15mm, dy=15mm

Maximum value of SAR (interpolated) = 0.133 mW/g

Unnamed procedure 3/Zoom Scan (7x7x7)/Cube 0: Measurement grid: dx=5mm, dy=5mm, dz=5mm

Reference Value = 7.82 V/m; Power Drift = -0.148 dB

Peak SAR (extrapolated) = 0.185 W/kg

SAR(1 g) = 0.121 mW/g; SAR(10 g) = 0.075 mW/g

Maximum value of SAR (measured) = 0.130 mW/g

Unnamed procedure 3/Zoom Scan (31x31x36)/Cube 0: Measurement grid: dx=5mm, dy=5mm, dz=5mm

Reference Value = 7.82 V/m; Power Drift = -0.148 dB

Maximum value of SAR (interpolated) = 0.185 mW/g

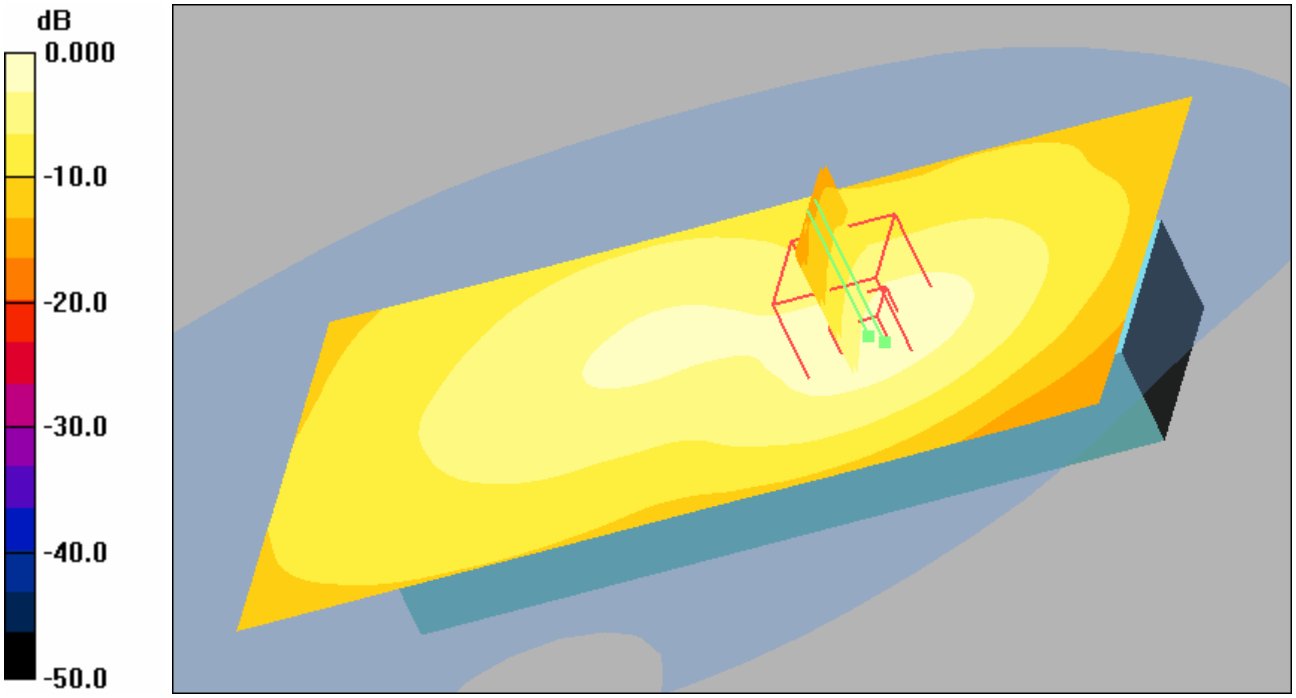

0 dB = 0.185mW/g

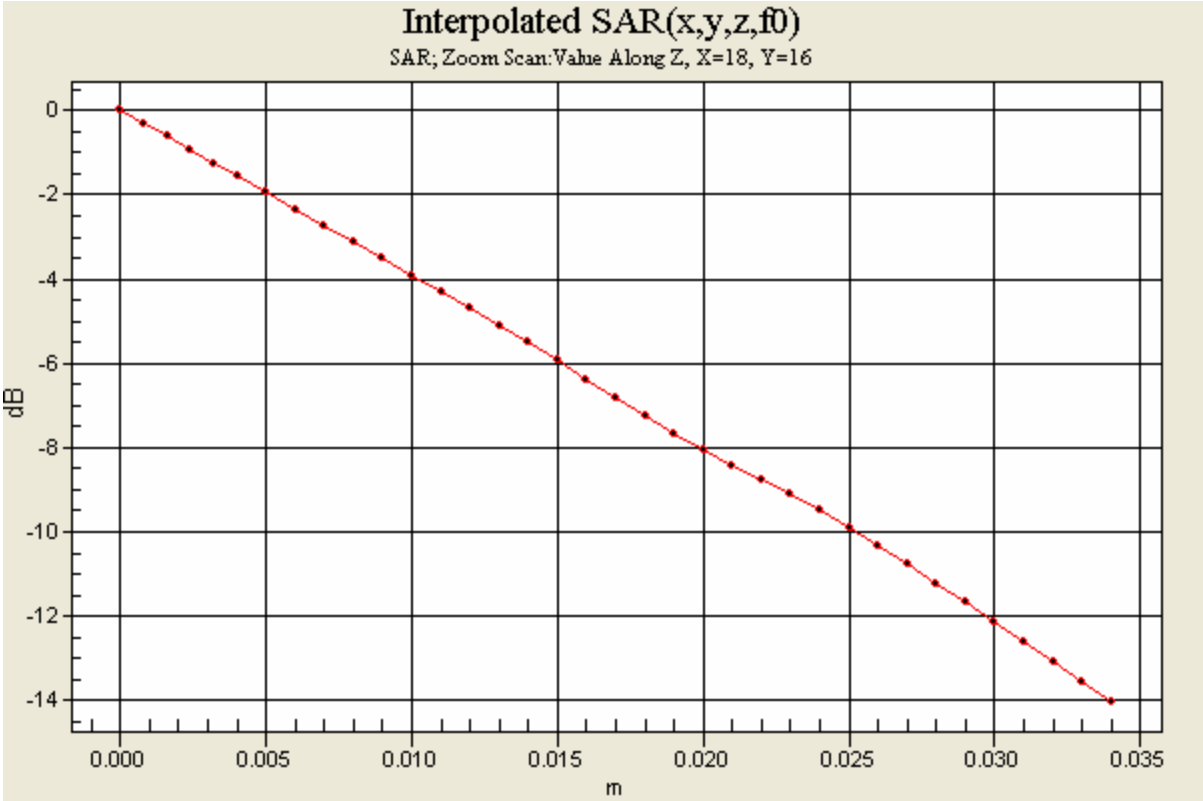

Exhibit 11

Appendix 3

SAR distribution plots for Body Worn Configuration

Distribution of maximum SAR in 800 GSM band. Measured with back of device facing the body using a 20MM spacer. (Standard Battery, BST-37)

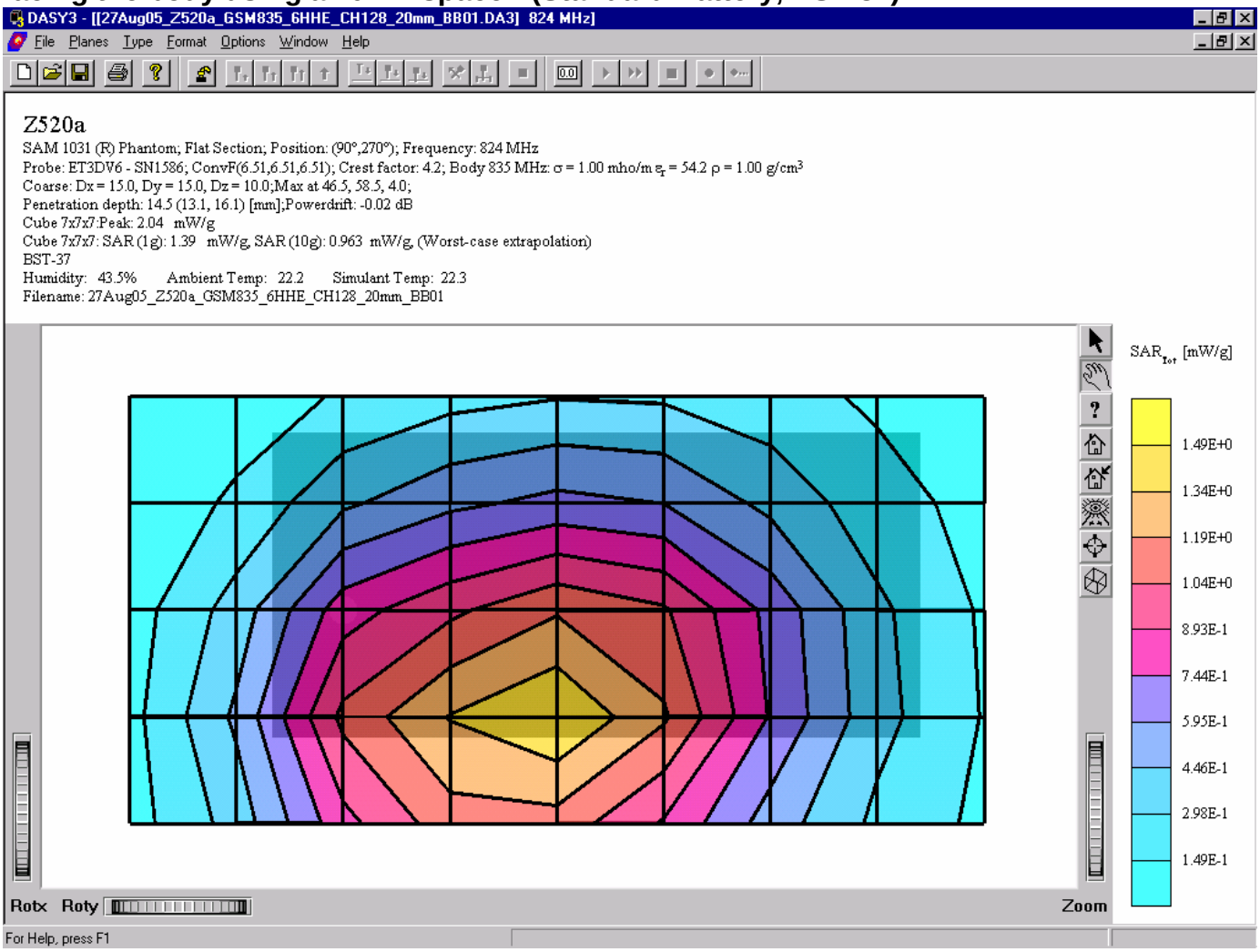

SAR Extrapolation to the phantom inner surface. Measured for maximum SAR in 800 GSM band, while back of the phone is against the body using a 20MM Spacer. (Standard Battery, BST-37)

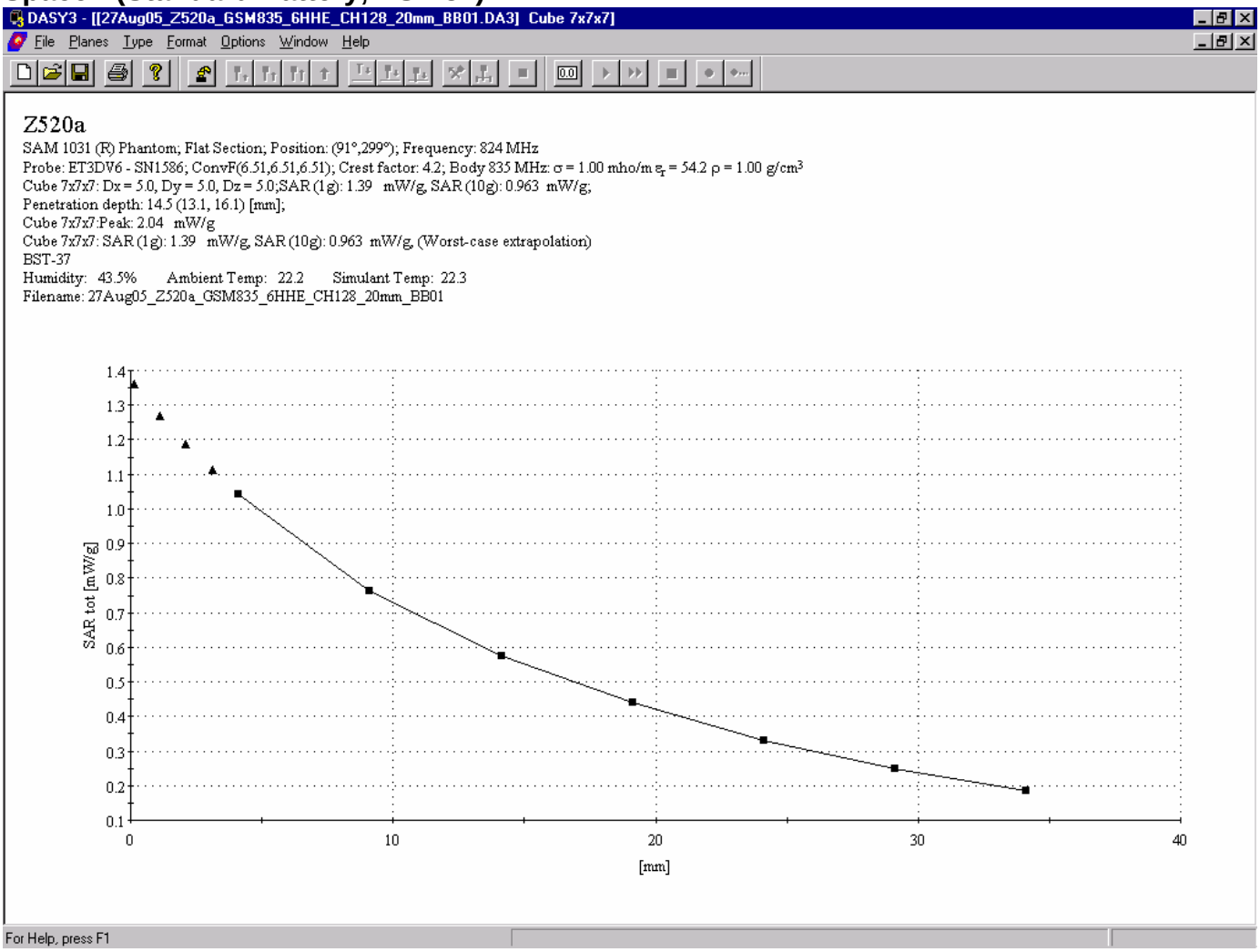

Distribution of maximum SAR in 800 GSM band. Measured with front of device facing the body using a 20MM spacer. (Standard Battery, BST-37)

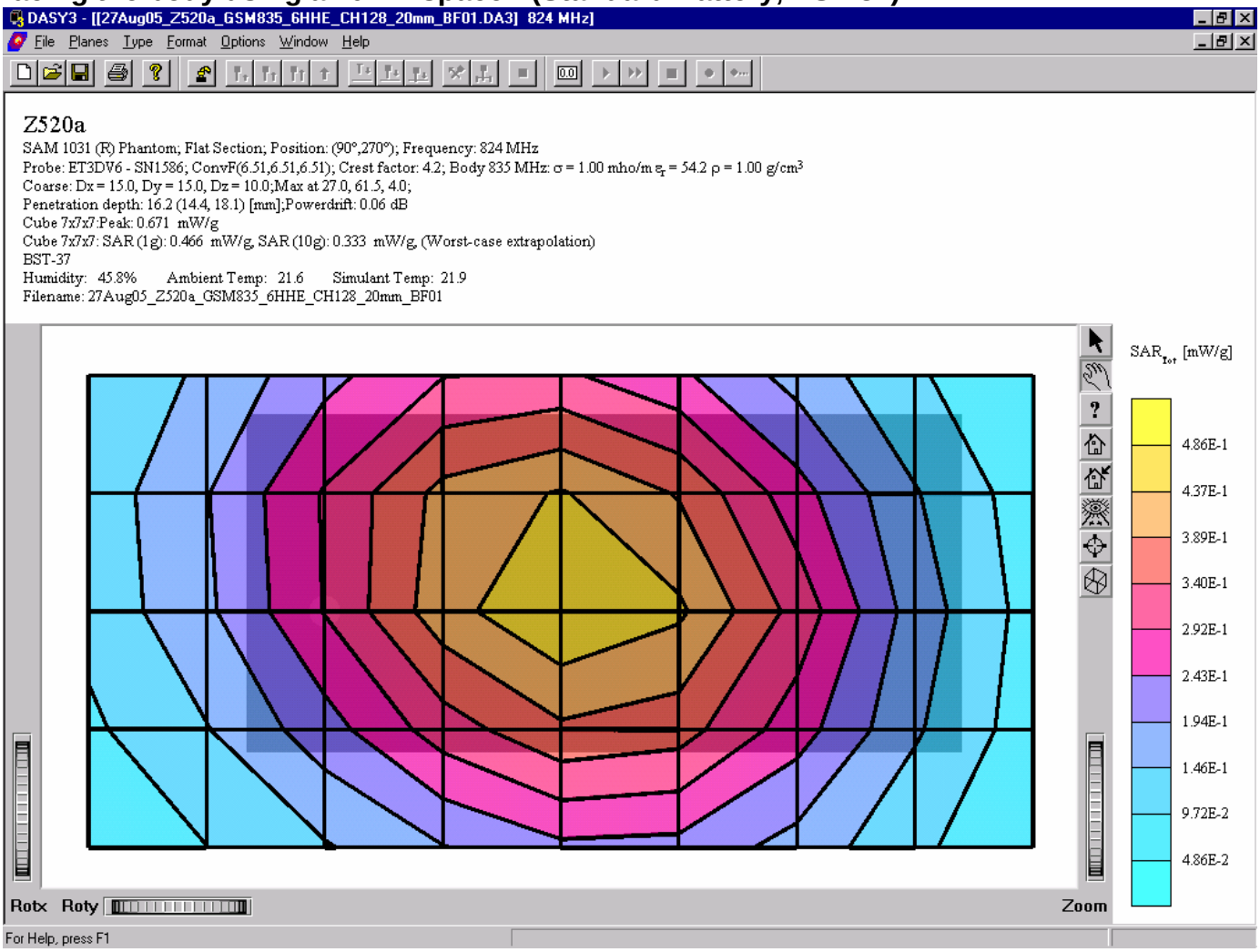

SAR Extrapolation to the phantom inner surface. Measured for maximum SAR in 800 GSM band, while front of the phone is against the body using a 20MM SPACER. (Standard Battery, BST-37)

DASY3 - [[27Aug05_Z520a_GSM835_6HHE_CH128_20mm_BF01.DA3] Cube 7x7x7]

File Planes Type Format Options Window Help

Z520a

SAM 1031 (R) Phantom; Flat Section; Position: (91°,299°); Frequency: 824 MHz
Probe: ET3DV6 - SN1586; ConvF(6.51,6.51,6.51); Crest factor: 4.2; Body 835 MHz: σ = 1.00 mho/m ε_r = 54.2 ρ = 1.00 g/cm^3
Cube 7x7x7: Dx = 5.0, Dy = 5.0, Dz = 5.0;SAR (1g): 0.466 mW/g, SAR (10g): 0.333 mW/g;
Penetration depth: 16.2 (14.4, 18.1) [mm];
Cube 7x7x7:Peak: 0.671 mW/g
Cube 7x7x7: SAR (1g): 0.466 mW/g, SAR (10g): 0.333 mW/g, (Worst-case extrapolation)
BST-37
Humidity: 45.8% Ambient Temp: 21.6 Simulant Temp: 21.9
Filename: 27Aug05_Z520a_GSM835_6HHE_CH128_20mm_BF01

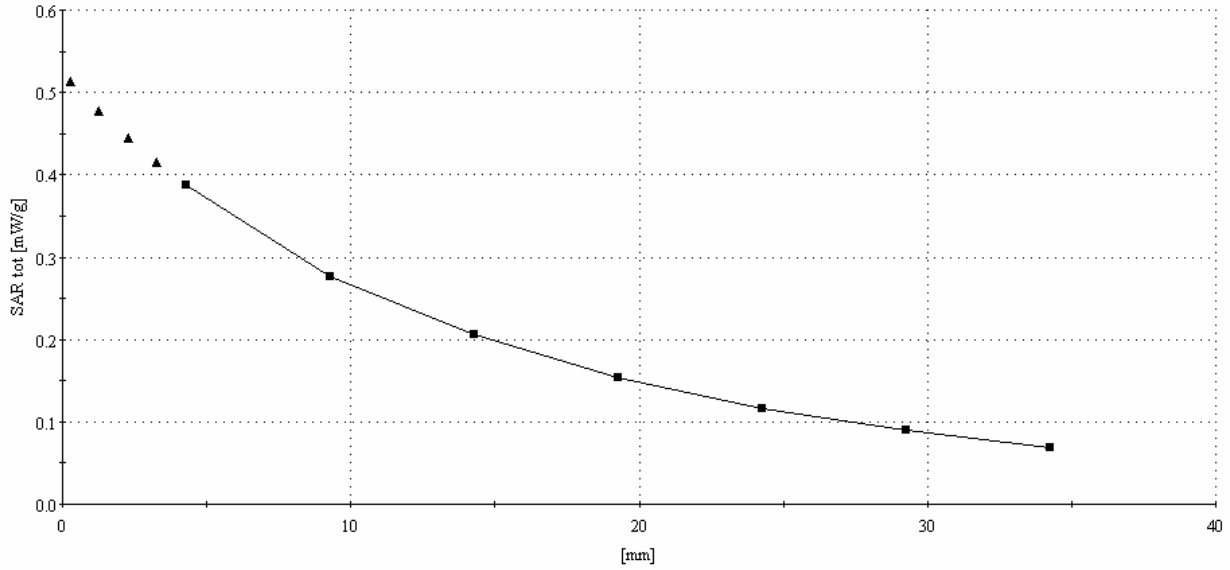

For Help, press F1

Distribution of maximum SAR in 800 GSM band. Measured with back of device facing the body using a 20MM SPACER with Blue Tooth. (Standard Battery BST-37)

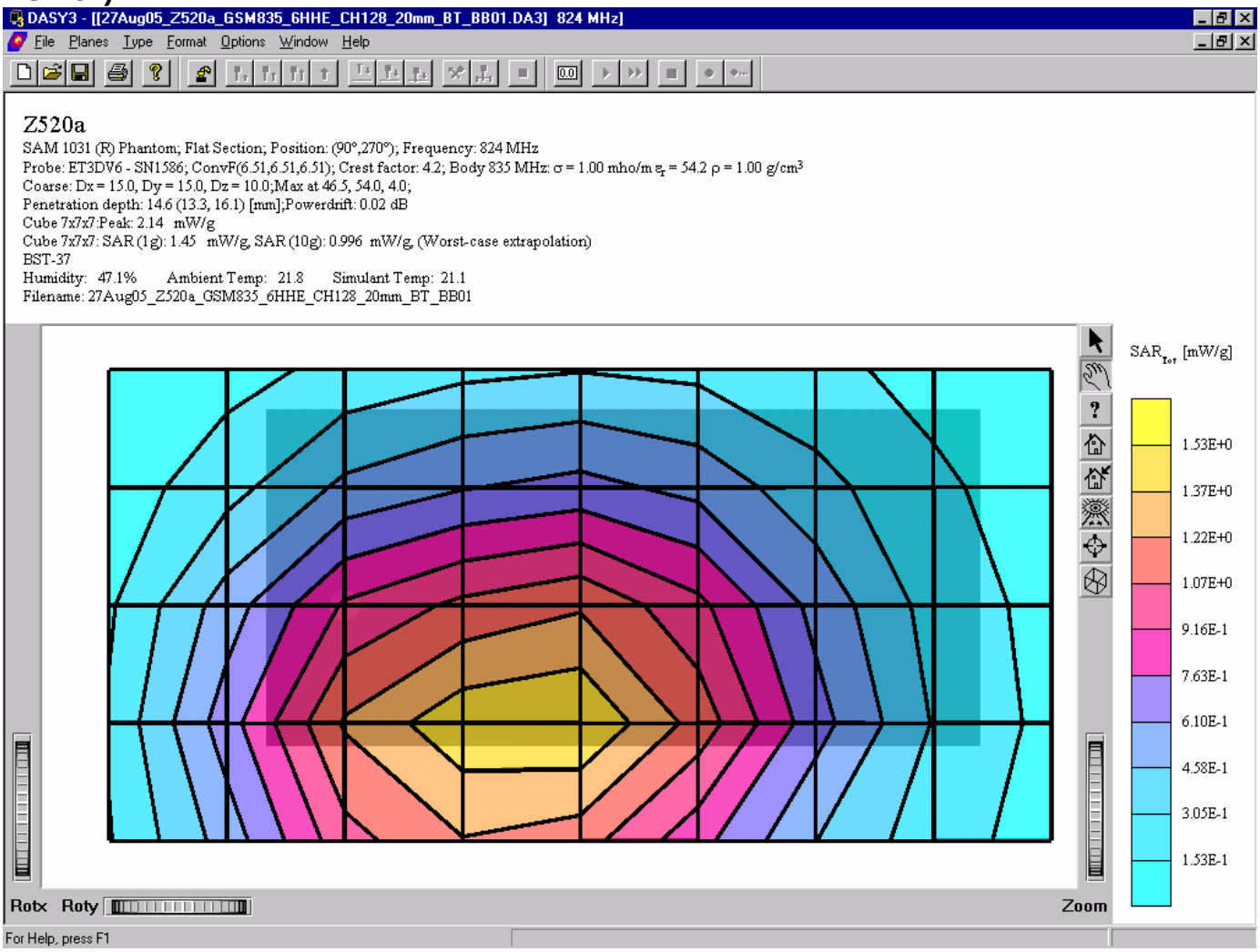

SAR Extrapolation to the phantom inner surface. Measured for maximum SAR in 800 GSM band, while back of the phone is against the body using a 20MM SPACER with Blue Tooth. (Standard Battery BST-37)

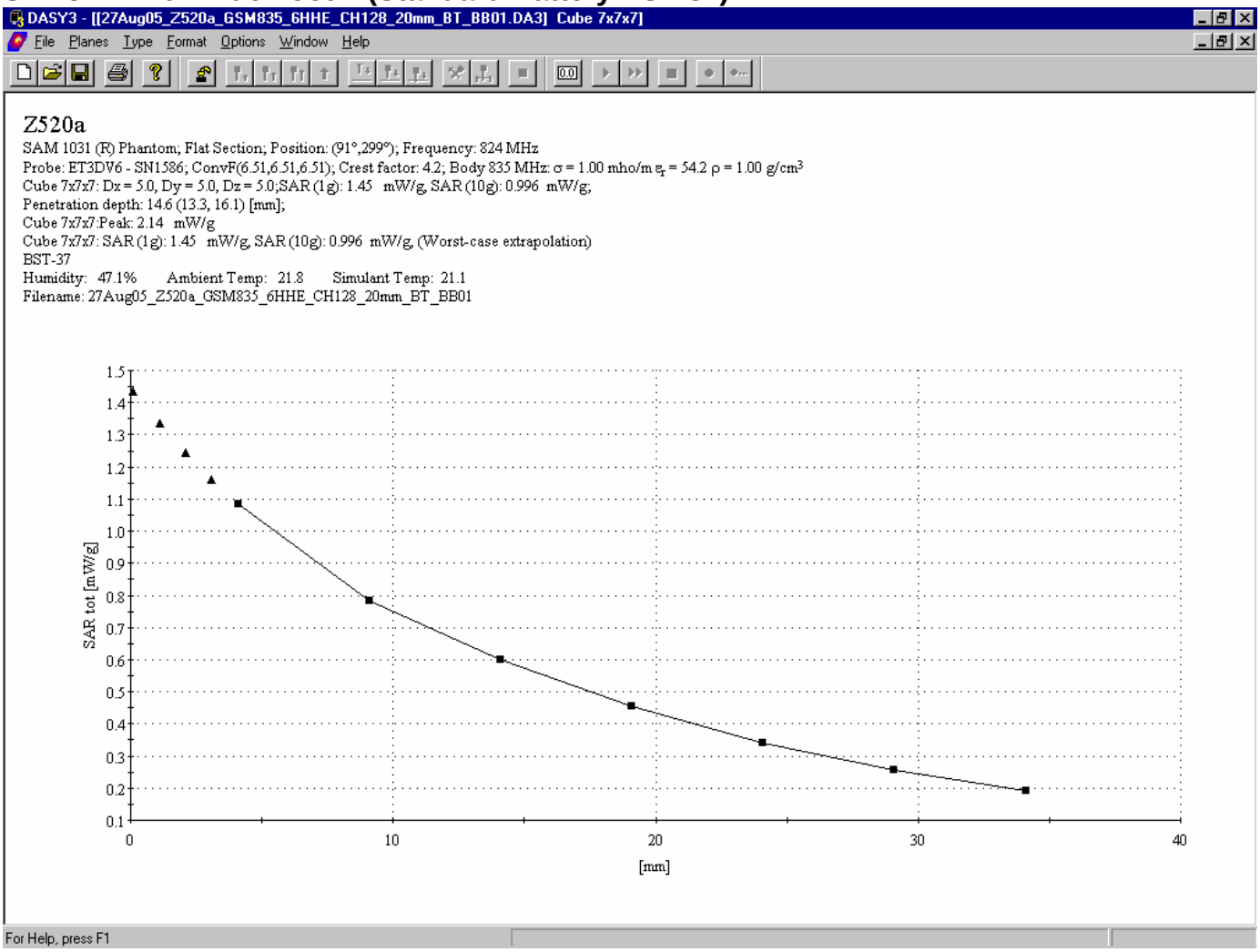

Distribution of maximum SAR in 900 GSM band. Measured with back of device facing the body using a 20MM spacer. (Standard Battery, BST-37)

Date/Time: 8/25/2005 12:35:01 PMDate/Time: 8/25/2005 12:40:29 PM
File Name: 25Aug05_Z525A_GSM900_66Q7_20mm_BB01.da4
DUT: Z525A
Program Notes: Battery BST-37 Humidity: 45.4% Ambient Temp: 22.3 Simulant Temp: 22
Communication System: GSM 900 body; Frequency: 890.2 MHz;Duty Cycle: 1:4.15
Medium: Head 835/900 MHzMedium parameters used (interpolated): f = 890.2 MHz; s = 0.933 mho/m; e_r = 40; ? = 1000 kg/m^3
Phantom section: Flat Section
DASY4 Configuration:
- Probe: ET3DV6 - SN1586; ConvF(6.46, 6.46, 6.46); Calibrated: 5/26/2005
- Sensor-Surface: 4mm (Mechanical Surface Detection)
- Electronics: DAE3 Sn417; Calibrated: 11/11/2004
- Phantom: SAM with CRP (Low Band Head); Type: SAM; Serial: 1251
- Measurement SW: DASY4, V4.5 Build 19; Postprocessing SW: SEMCAD, V1.8 Build 146

Unnamed procedure/Area Scan (51x81x1):
Measurement grid: dx=15mm, dy=15mm
Info: Interpolated medium parameters used for SAR evaluation!
Maximum value of SAR (interpolated) = 0.483 mW/g

Unnamed procedure/Zoom Scan (7x7x7)/Cube 0:
Measurement grid: dx=5mm, dy=5mm, dz=5mm
Reference Value = 20.2 V/m; Power Drift = 0.01 dB
Peak SAR (extrapolated) = 0.622 W/kg
SAR(1 g) = 0.453 mW/g; SAR(10 g) = 0.311 mW/g
Info: Interpolated medium parameters used for SAR evaluation!
Maximum value of SAR (measured) = 0.483 mW/g

Unnamed procedure/Zoom Scan (31x31x36)/Cube 0:
Measurement grid: dx=5mm, dy=5mm, dz=5mm
Reference Value = 20.2 V/m; Power Drift = 0.01 dB
Info: Interpolated medium parameters used for SAR evaluation!
Maximum value of SAR (interpolated) = 0.622 mW/g

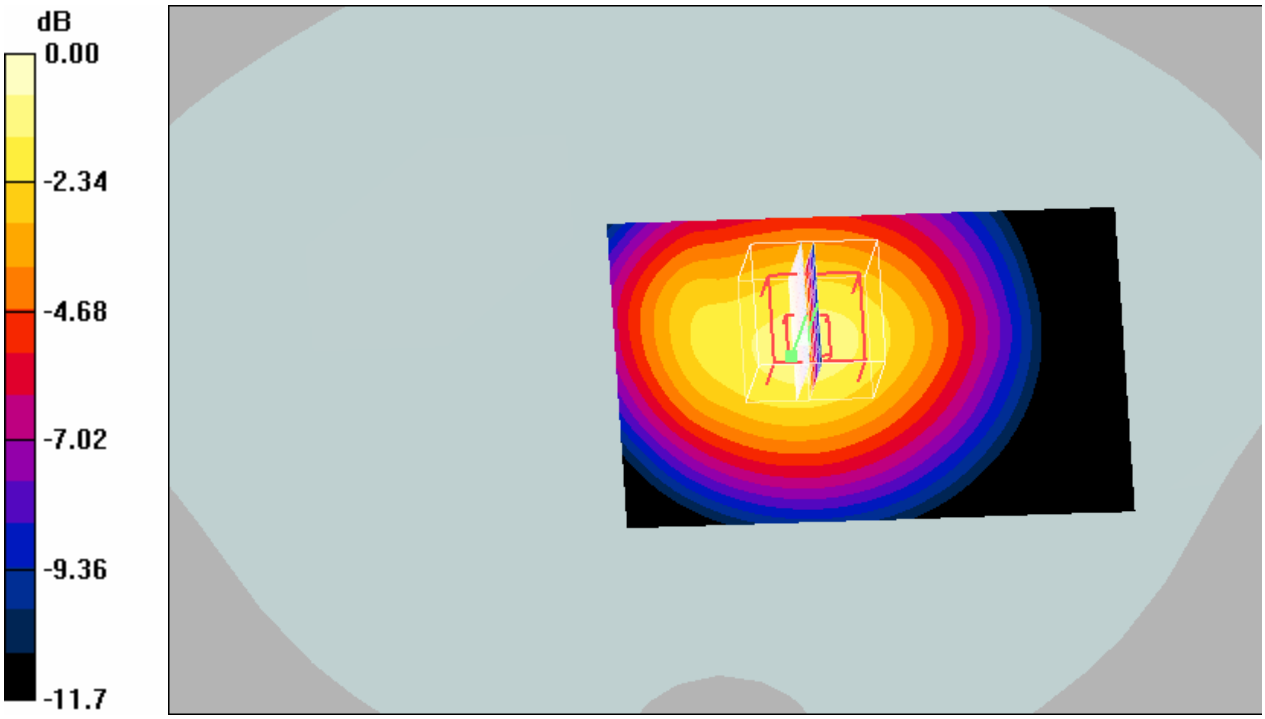
dB
0.00
-2.34
-4.68
-7.02
-9.36
-11.7

0 dB = 0.622mW/g

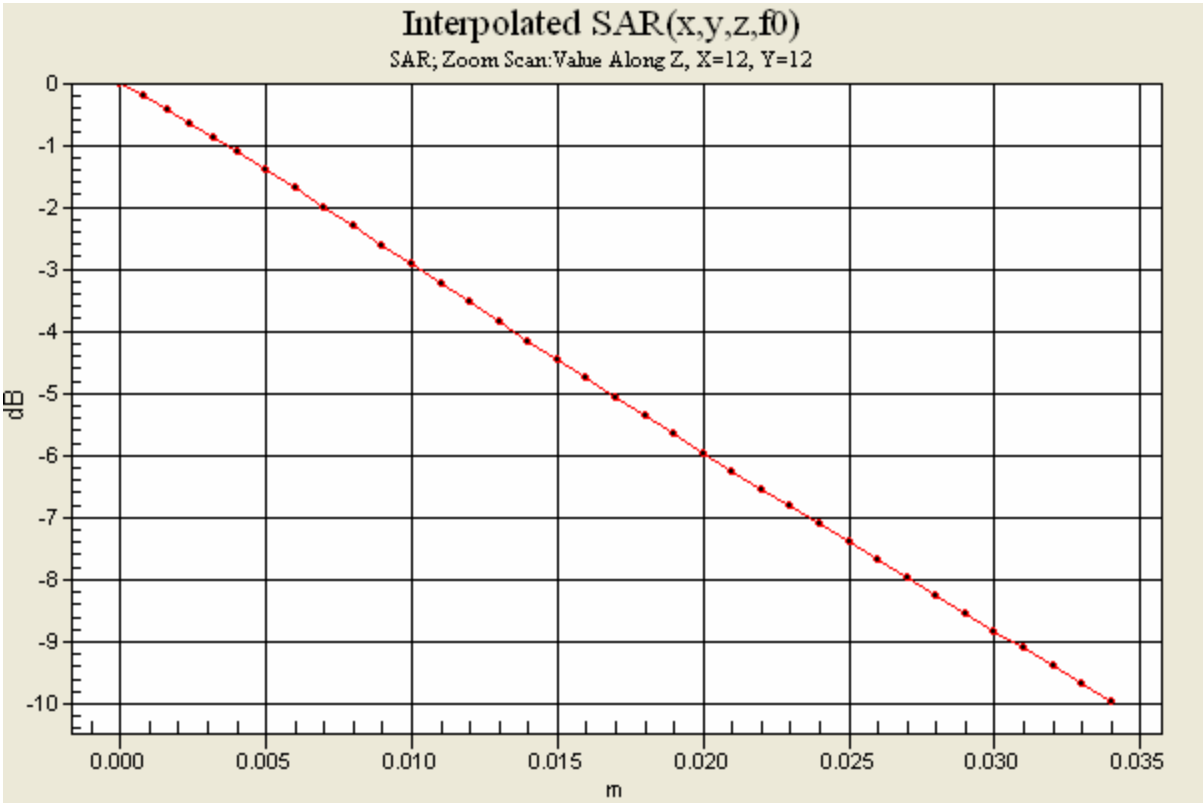
Interpolated SAR(x,y,z,f0)
SAR; Zoom Scan:Value Along Z, X=12, Y=12
dB
0
-1
-2
-3
-4
-5
-6
-7
-8
-9
-10
0.000
0.005
0.010
0.015
0.020
0.025
0.030
0.035
m

Distribution of maximum SAR in 900 GSM band. Measured with front of device facing the body using a 20MM spacer. (Standard Battery, BST-37)

Date/Time: 8/25/2005 10:12:03 AMDate/Time: 8/25/2005 10:17:17 AM
File Name: 25Aug05_Z525A_GSM900_66Q7_20mm_BF01.da4
DUT: Z525A
Program Notes: Battery BST-37 Hudmity: 42.8% Ambient Temp: 22.4 Simulant Temp: 22.1
Communication System: GSM 900 body; Frequency: 890.2 MHz;Duty Cycle: 1:4.15
Medium: Head 835/900 MHzMedium parameters used (interpolated): f = 890.2 MHz; s = 0.933 mho/m; e_r = 40; ? = 1000 kg/m^3
Phantom section: Flat Section
DASY4 Configuration:
- Probe: ET3DV6 - SN1586; ConvF(6.46, 6.46, 6.46); Calibrated: 5/26/2005
- Sensor-Surface: 4mm (Mechanical Surface Detection)
- Electronics: DAE3 Sn417; Calibrated: 11/11/2004
- Phantom: SAM with CRP (Low Band Head); Type: SAM; Serial: 1251
- Measurement SW: DASY4, V4.5 Build 19; Postprocessing SW: SEMCAD, V1.8 Build 146

Unnamed procedure/Area Scan (51x81x1):
Measurement grid: dx=15mm, dy=15mm
Info: Interpolated medium parameters used for SAR evaluation!
Maximum value of SAR (interpolated) = 0.156 mW/g
Unnamed procedure/Zoom Scan (7x7x7)/Cube 0:
Measurement grid: dx=5mm, dy=5mm, dz=5mm
Reference Value = 9.55 V/m; Power Drift = 0.024 dB
Peak SAR (extrapolated) = 0.196 W/kg
SAR(1 g) = 0.148 mW/g; SAR(10 g) = 0.105 mW/g
Info: Interpolated medium parameters used for SAR evaluation!
Maximum value of SAR (measured) = 0.158 mW/g
Unnamed procedure/Zoom Scan (31x31x36)/Cube 0:
Measurement grid: dx=5mm, dy=5mm, dz=5mm
Reference Value = 9.55 V/m; Power Drift = 0.024 dB
Info: Interpolated medium parameters used for SAR evaluation!
Maximum value of SAR (interpolated) = 0.196 mW/g

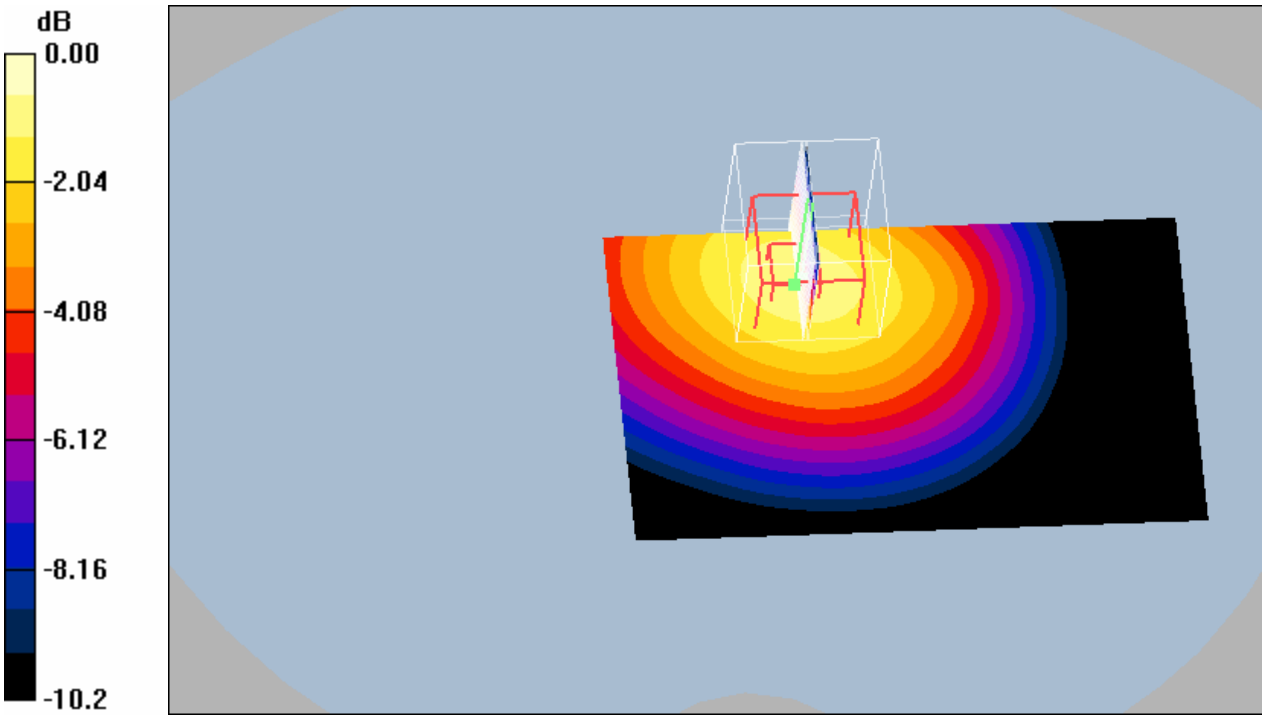
dB
0.00
-2.04
-4.08
-6.12
-8.16
-10.2

0 dB = 0.196mW/g

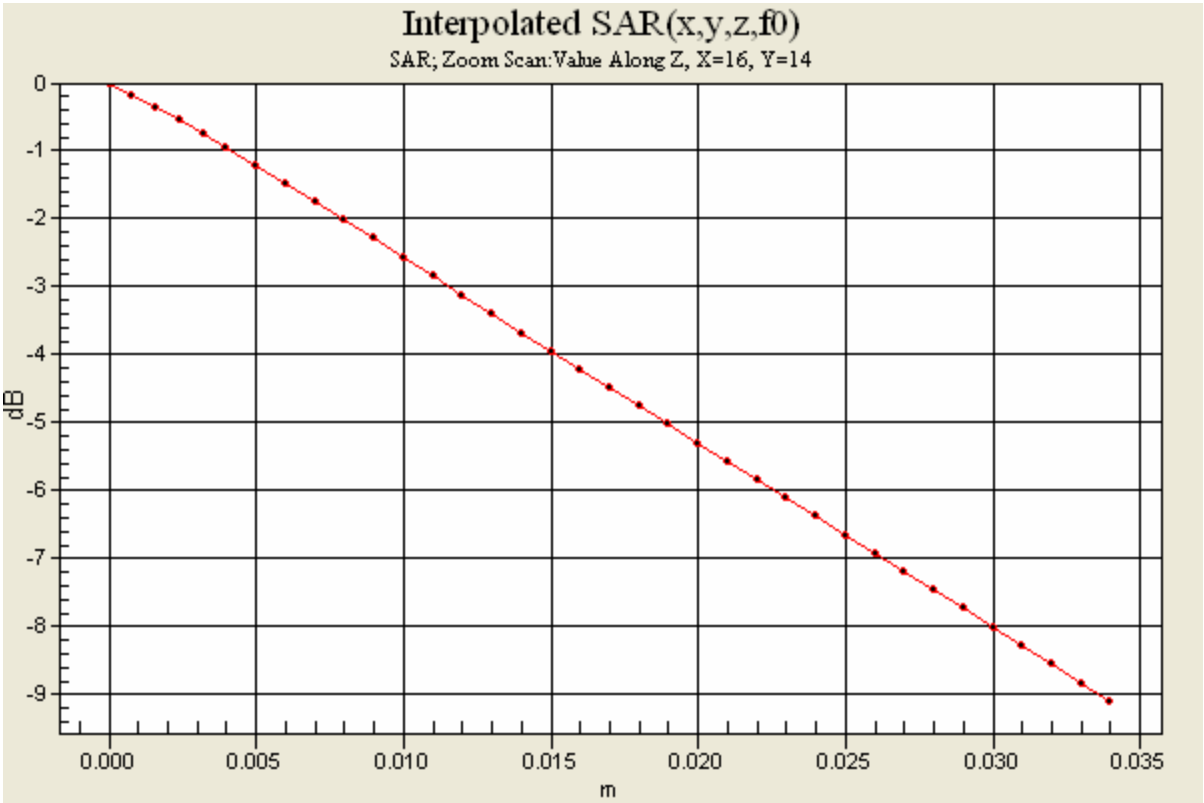
Interpolated SAR(x,y,z,f0)
SAR; Zoom Scan:Value Along Z, X=16, Y=14
dB
0
-1
-2
-3
-4
-5
-6
-7
-8
-9
0.000
0.005
0.010
0.015
0.020
0.025
0.030
0.035
m

Distribution of maximum SAR in 900 GSM band. Measured with back of device facing the body using a 20MM SPACER with Blue Tooth. (Standard Battery BST-37)

Date/Time: 8/25/2005 12:15:10 PMDate/Time: 8/25/2005 12:20:23 PM
File Name: 25Aug05_Z525A_GSM900_66Q7_20mm_BT_BB01.da4
DUT: Z525A
Program Notes: Battery BST-37 Humidity: 41.1% Ambient Temp: 23.8 Simulant Temp: 22.7
Communication System: GSM 900 body; Frequency: 890.2 MHz;Duty Cycle: 1:4.15
Medium: Head 835/900 MHzMedium parameters used (interpolated): f = 890.2 MHz; s = 0.933 mho/m; e_r = 40; ? = 1000 kg/m^3
Phantom section: Flat Section
DASY4 Configuration:
- Probe: ET3DV6 - SN1586; ConvF(6.46, 6.46, 6.46); Calibrated: 5/26/2005
- Sensor-Surface: 4mm (Mechanical Surface Detection)
- Electronics: DAE3 Sn417; Calibrated: 11/11/2004
- Phantom: SAM with CRP (Low Band Head); Type: SAM; Serial: 1251
- Measurement SW: DASY4, V4.5 Build 19; Postprocessing SW: SEMCAD, V1.8 Build 146

Unnamed procedure/Area Scan (51x81x1):
Measurement grid: dx=15mm, dy=15mm
Info: Interpolated medium parameters used for SAR evaluation!
Maximum value of SAR (interpolated) = 0.477 mW/g

Unnamed procedure/Zoom Scan (7x7x7)/Cube 0:
Measurement grid: dx=5mm, dy=5mm, dz=5mm
Reference Value = 20.2 V/m; Power Drift = 0.026 dB
Peak SAR (extrapolated) = 0.626 W/kg
SAR(1 g) = 0.454 mW/g; SAR(10 g) = 0.310 mW/g
Info: Interpolated medium parameters used for SAR evaluation!
Maximum value of SAR (measured) = 0.486 mW/g

Unnamed procedure/Zoom Scan (31x31x36)/Cube 0:
Measurement grid: dx=5mm, dy=5mm, dz=5mm
Reference Value = 20.2 V/m; Power Drift = 0.026 dB
Info: Interpolated medium parameters used for SAR evaluation!
Maximum value of SAR (interpolated) = 0.626 mW/g

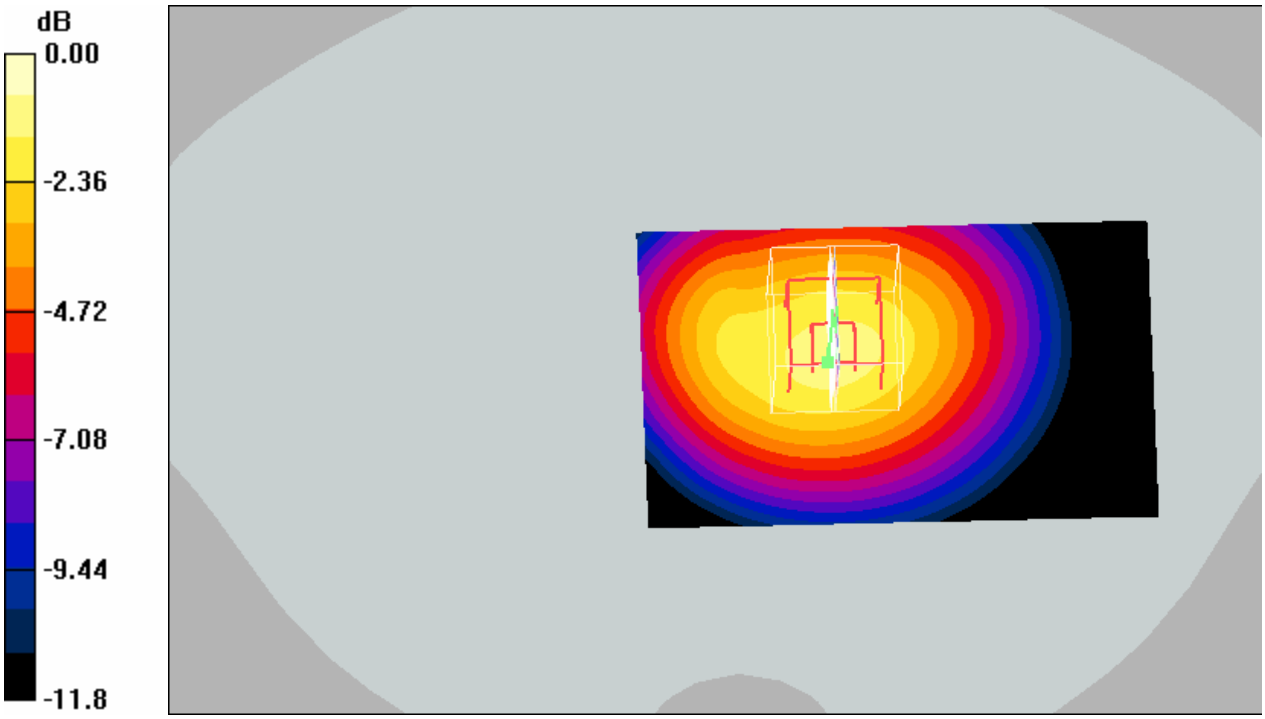
dB
0.00
-2.36
-4.72
-7.08
-9.44
-11.8

0 dB = 0.626mW/g

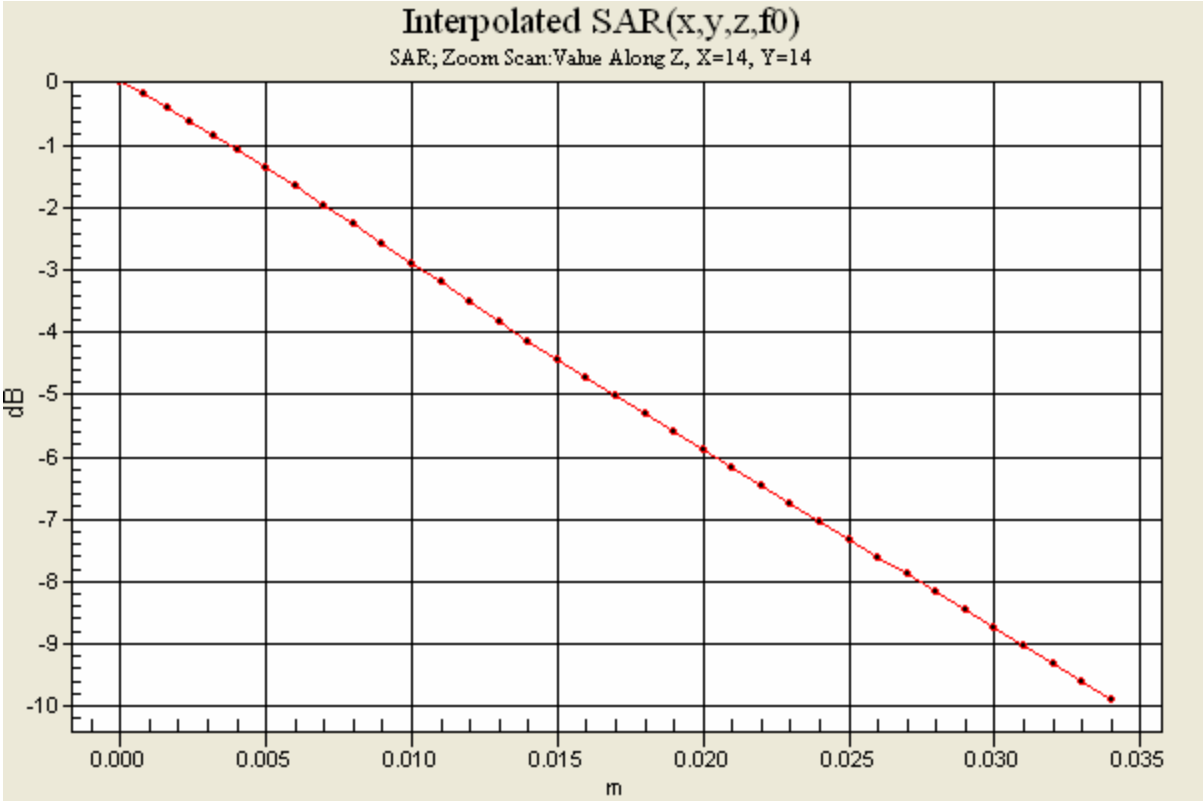
Interpolated SAR(x,y,z,f0)
SAR; Zoom Scan:Value Along Z, X=14, Y=14
dB
0
-1
-2
-3
-4
-5
-6
-7
-8
-9
-10
0.000
0.005
0.010
0.015
0.020
0.025
0.030
0.035
m

Distribution of maximum SAR in 1800 GSM band. Measured with back of device facing the body using a 20MM spacer. (Standard Battery, BST-37)

Date/Time: 8/26/2005 1:44:03 PMDate/Time: 8/26/2005 1:49:11 PM
File Name: 26Aug05_Z525A_GSM1800_66ZH_20mm_BB01.da4
DUT: Z525A
Program Notes: BST37 Humidity 51.5% Ambient Temp 22.2 Simulant Temp 21
Communication System: GSM 1800 body; Frequency: 1784.8 MHz;Duty Cycle: 1:4.15
Medium: Body 1800 MHzMedium parameters used (interpolated): f = 1784.8 MHz; s = 1.36 mho/m; e_r = 39.1; ? = 1000 kg/m^3
Phantom section: Flat Section
DASY4 Configuration:
- Probe: ET3DV6 - SN1587; ConvF(5.45, 5.45, 5.45); Calibrated: 5/26/2005
- Sensor-Surface: 4mm (Mechanical Surface Detection)
- Electronics: DAE3 Sn345; Calibrated: 11/12/2004
- Phantom: SAM with CRP (High Band Head); Type: SAM; Serial: TP: 1054
- Measurement SW: DASY4, V4.5 Build 19; Postprocessing SW: SEMCAD, V1.8 Build 146

Unnamed procedure 3/Area Scan (51x81x1):
Measurement grid: dx=15mm, dy=15mm
Info: Interpolated medium parameters used for SAR evaluation!
Maximum value of SAR (interpolated) = 0.319 mW/g
Unnamed procedure 3/Zoom Scan (7x7x7)/Cube 0:
Measurement grid: dx=5mm, dy=5mm, dz=5mm
Reference Value = 12.5 V/m; Power Drift = 0.084 dB
Peak SAR (extrapolated) = 0.453 W/kg
SAR(1 g) = 0.285 mW/g; SAR(10 g) = 0.178 mW/g
Info: Interpolated medium parameters used for SAR evaluation!
Maximum value of SAR (measured) = 0.305 mW/g
Unnamed procedure 3/Zoom Scan (31x31x36)/Cube 0:
Measurement grid: dx=5mm, dy=5mm, dz=5mm
Reference Value = 12.5 V/m; Power Drift = 0.084 dB
Info: Interpolated medium parameters used for SAR evaluation!
Maximum value of SAR (interpolated) = 0.453 mW/g

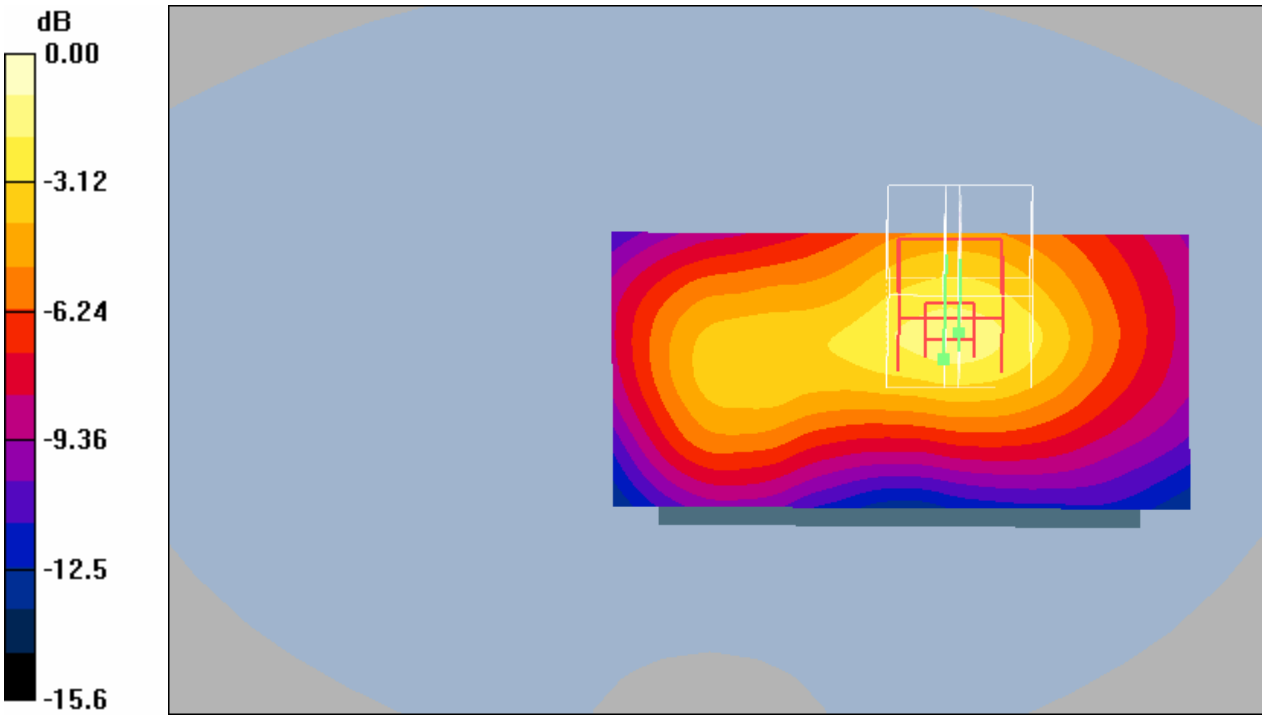

0 dB = 0.453mW/g

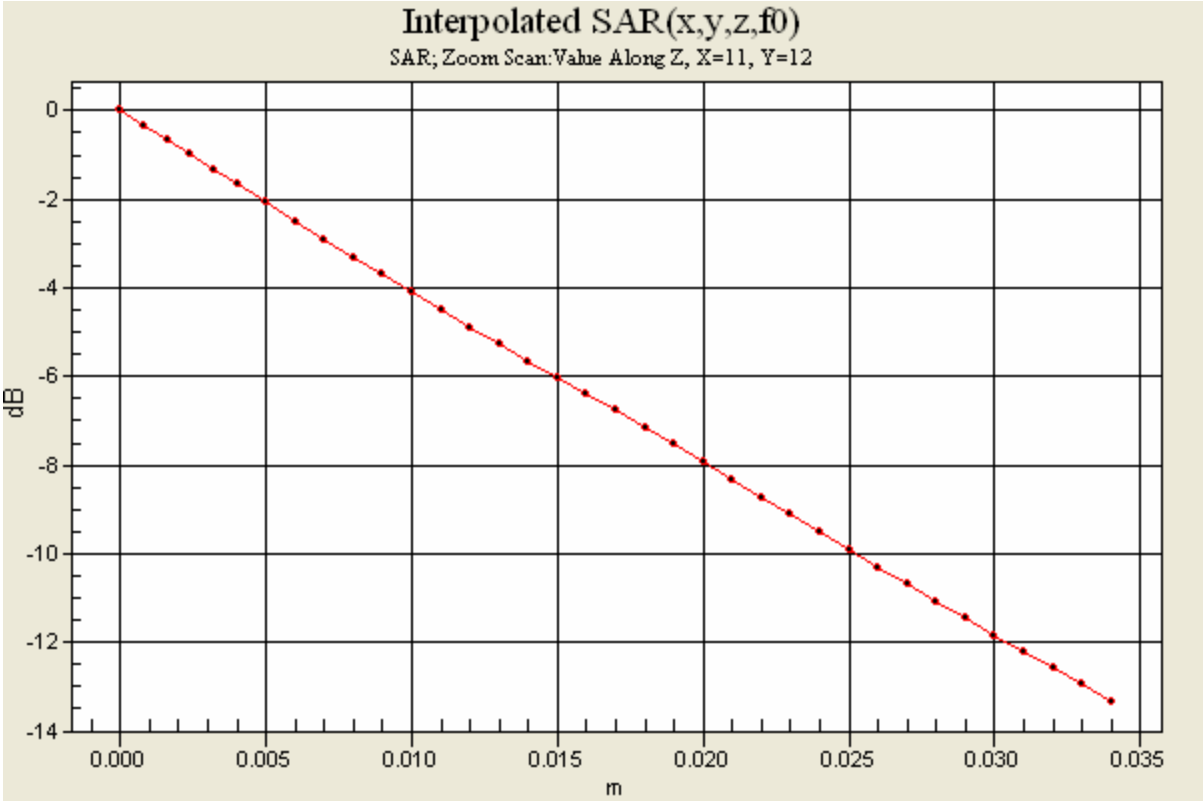

Exhibit 11

Distribution of maximum SAR in 1800 GSM band. Measured with front of device facing the body using a 20MM spacer. (Standard Battery, BST-37)

Date/Time: 8/26/2005 2:02:01 PMDate/Time: 8/26/2005 2:07:08 PM
File Name: 26Aug05_Z525A_GSM1800_66ZH_20mm_BF01.da4
DUT: Z525A
Program Notes: BST37 Humidity 48.8% Ambient Temp 22.3 Simulant Temp 20.4
Communication System: GSM 1800 body; Frequency: 1784.8 MHz;Duty Cycle: 1:4.15
Medium: Body 1800 MHzMedium parameters used (interpolated): f = 1784.8 MHz; s = 1.36 mho/m; e_r = 39.1; ? = 1000 kg/m^3
Phantom section: Flat Section
DASY4 Configuration:
- Probe: ET3DV6 - SN1587; ConvF(5.45, 5.45, 5.45); Calibrated: 5/26/2005
- Sensor-Surface: 4mm (Mechanical Surface Detection)
- Electronics: DAE3 Sn345; Calibrated: 11/12/2004
- Phantom: SAM with CRP (High Band Head); Type: SAM; Serial: TP: 1054
- Measurement SW: DASY4, V4.5 Build 19; Postprocessing SW: SEMCAD, V1.8 Build 146

Unnamed procedure 3/Area Scan (51x81x1): Measurement grid: dx=15mm, dy=15mm
Info: Interpolated medium parameters used for SAR evaluation!
Maximum value of SAR (interpolated) = 0.303 mW/g
Unnamed procedure 3/Area Scan (6x9x1): Measurement grid: dx=15mm, dy=15mm
Info: Interpolated medium parameters used for SAR evaluation!
Maximum value of SAR (measured) = 0.301 mW/g
Unnamed procedure 3/Zoom Scan (7x7x7)/Cube 0: Measurement grid: dx=5mm, dy=5mm, dz=5mm
Reference Value = 9.63 V/m; Power Drift = -0.194 dB
Peak SAR (extrapolated) = 0.428 W/kg
SAR(1 g) = 0.280 mW/g; SAR(10 g) = 0.173 mW/g
Info: Interpolated medium parameters used for SAR evaluation!
Maximum value of SAR (measured) = 0.302 mW/g
Unnamed procedure 3/Zoom Scan (31x31x36)/Cube 0: Measurement grid: dx=5mm, dy=5mm, dz=5mm
Reference Value = 9.63 V/m; Power Drift = -0.194 dB
Info: Interpolated medium parameters used for SAR evaluation!
Maximum value of SAR (interpolated) = 0.428 mW/g

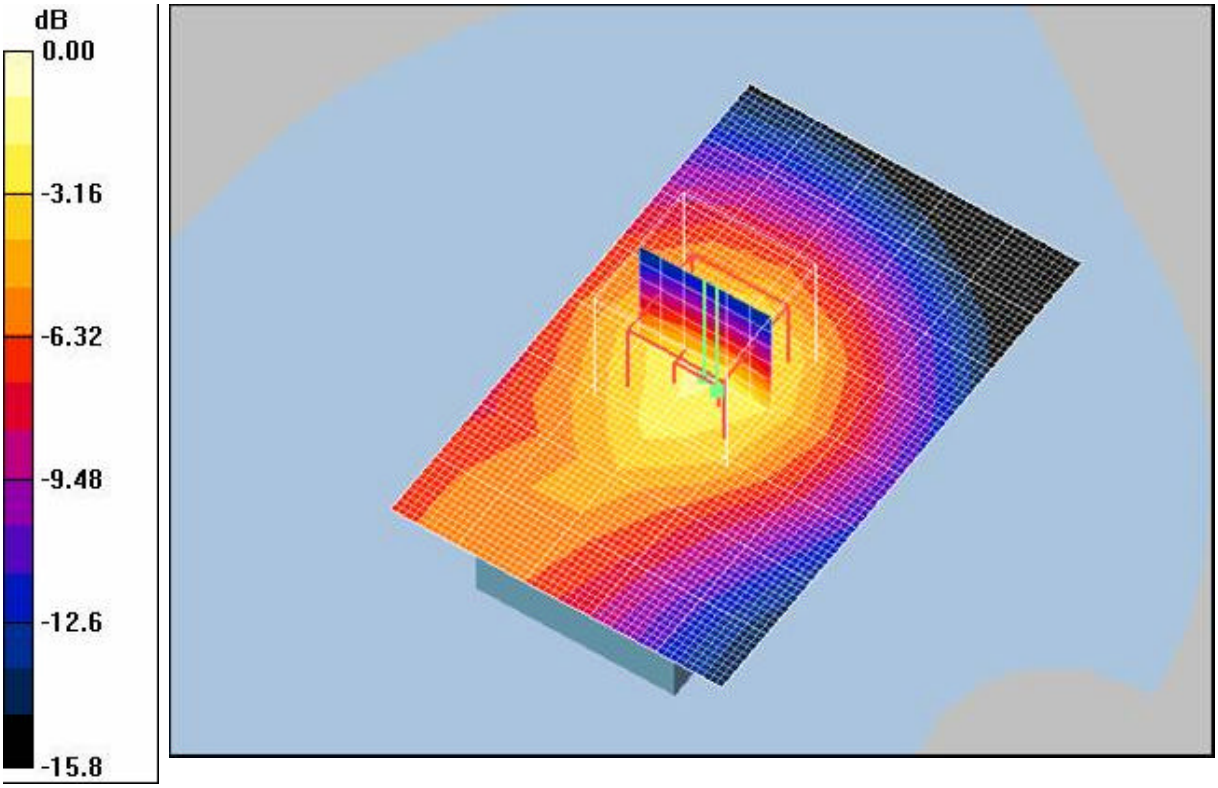
dB
0.00
-3.16
-6.32
-9.48
-12.6
-15.8

0 dB = 0.428mW/g

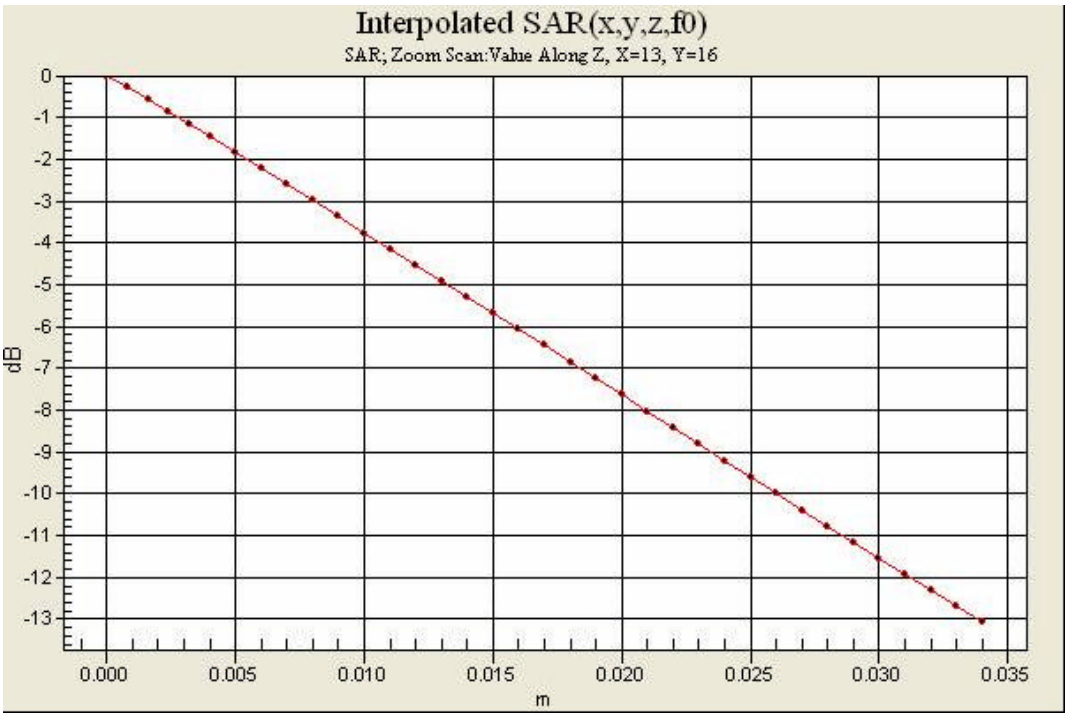
Interpolated SAR(x,y,z,f0)
SAR; Zoom Scan:Value Along Z, X=13, Y=16
dB
0
-1
-2
-3
-4
-5
-6
-7
-8
-9
-10
-11
-12
-13
0.000
0.005
0.010
0.015
0.020
0.025
0.030
0.035
m

Distribution of maximum SAR in 1800 GSM band. Measured with back of device facing the body using a 20MM SPACER with Blue Tooth. (Standard Battery BST-37)

Date/Time: 8/26/2005 2:46:17 PMDate/Time: 8/26/2005 2:51:24 PM
File Name: 26Aug05_Z525A_GSM1800_66ZH_20mm_BT_BB01.da4
DUT: Z525A
Program Notes: BST37 Humidity 49.3% Ambient Temp 22.5 Simulant Temp 21.1
Communication System: GSM 1800 body; Frequency: 1784.8 MHz;Duty Cycle: 1:4.15
Medium: Body 1800 MHzMedium parameters used (interpolated): f = 1784.8 MHz; s = 1.36 mho/m; e_r = 39.1; ? = 1000 kg/m^3
Phantom section: Flat Section
DASY4 Configuration:
- Probe: ET3DV6 - SN1587; ConvF(5.45, 5.45, 5.45); Calibrated: 5/26/2005
- Sensor-Surface: 4mm (Mechanical Surface Detection)
- Electronics: DAE3 Sn345; Calibrated: 11/12/2004
- Phantom: SAM with CRP (High Band Head); Type: SAM; Serial: TP: 1054
- Measurement SW: DASY4, V4.5 Build 19; Postprocessing SW: SEMCAD, V1.8 Build 146

Unnamed procedure 3/Area Scan (51x81x1):
Measurement grid: dx=15mm, dy=15mm
Info: Interpolated medium parameters used for SAR evaluation!
Maximum value of SAR (interpolated) = 0.321 mW/g

Unnamed procedure 3/Zoom Scan (7x7x7)/Cube 0:
Measurement grid: dx=5mm, dy=5mm, dz=5mm
Reference Value = 13.3 V/m; Power Drift = -0.034 dB
Peak SAR (extrapolated) = 0.464 W/kg
SAR(1 g) = 0.293 mW/g; SAR(10 g) = 0.180 mW/g
Info: Interpolated medium parameters used for SAR evaluation!
Maximum value of SAR (measured) = 0.319 mW/g

Unnamed procedure 3/Zoom Scan (31x31x36)/Cube 0:
Measurement grid: dx=5mm, dy=5mm, dz=5mm
Reference Value = 13.3 V/m; Power Drift = -0.034 dB
Info: Interpolated medium parameters used for SAR evaluation!
Maximum value of SAR (interpolated) = 0.464 mW/g

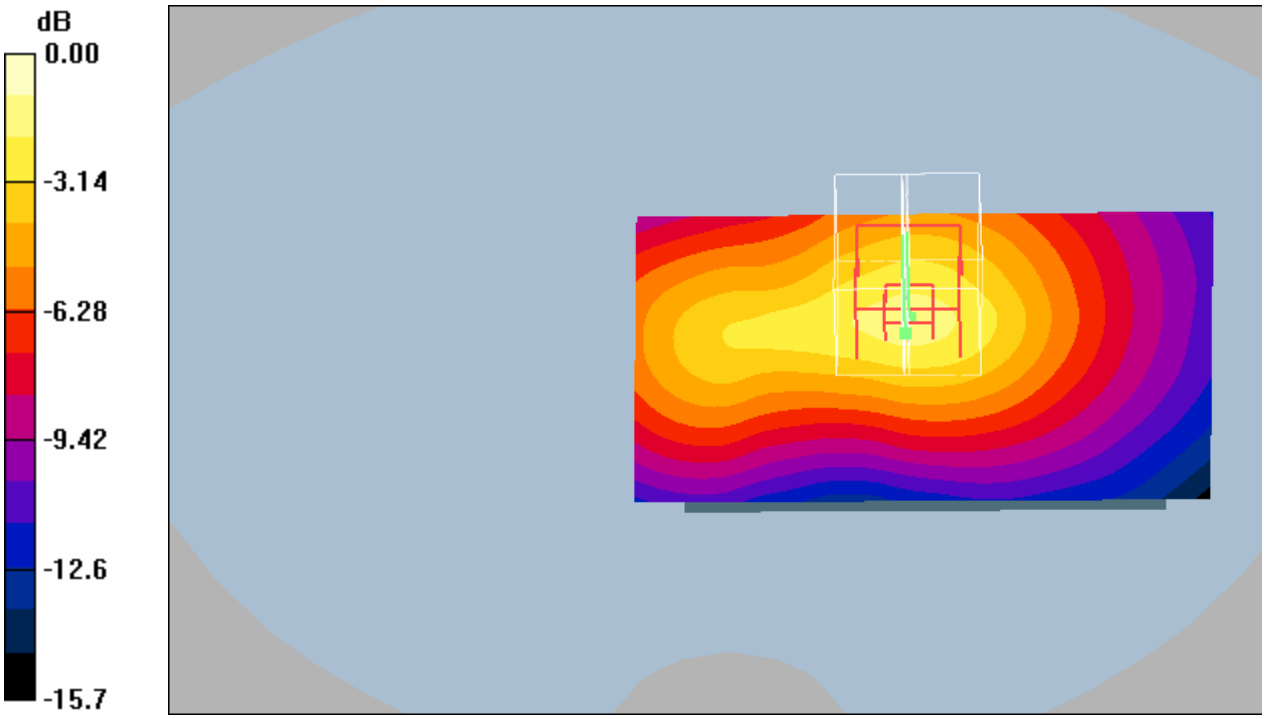
dB
0.00
-3.14
-6.28
-9.42
-12.6
-15.7

0 dB = 0.464mW/g

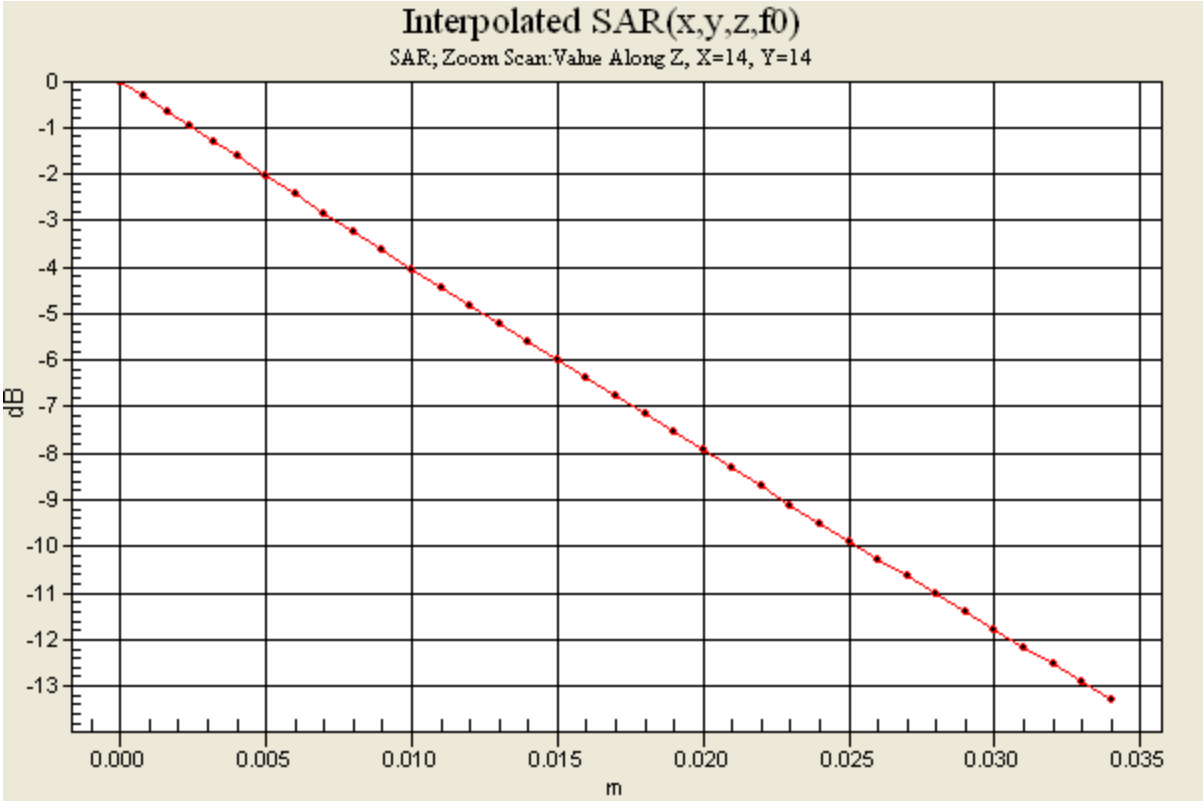
Interpolated SAR(x,y,z,f0)
SAR; Zoom Scan:Value Along Z, X=14, Y=14
dB
0
-1
-2
-3
-4
-5
-6
-7
-8
-9
-10
-11
-12
-13
0.000
0.005
0.010
0.015
0.020
0.025
0.030
0.035
m

Distribution of maximum SAR in 1900 GSM band. Measured with back of device facing the body using a 20MM spacer. (Standard Battery, BST-37)

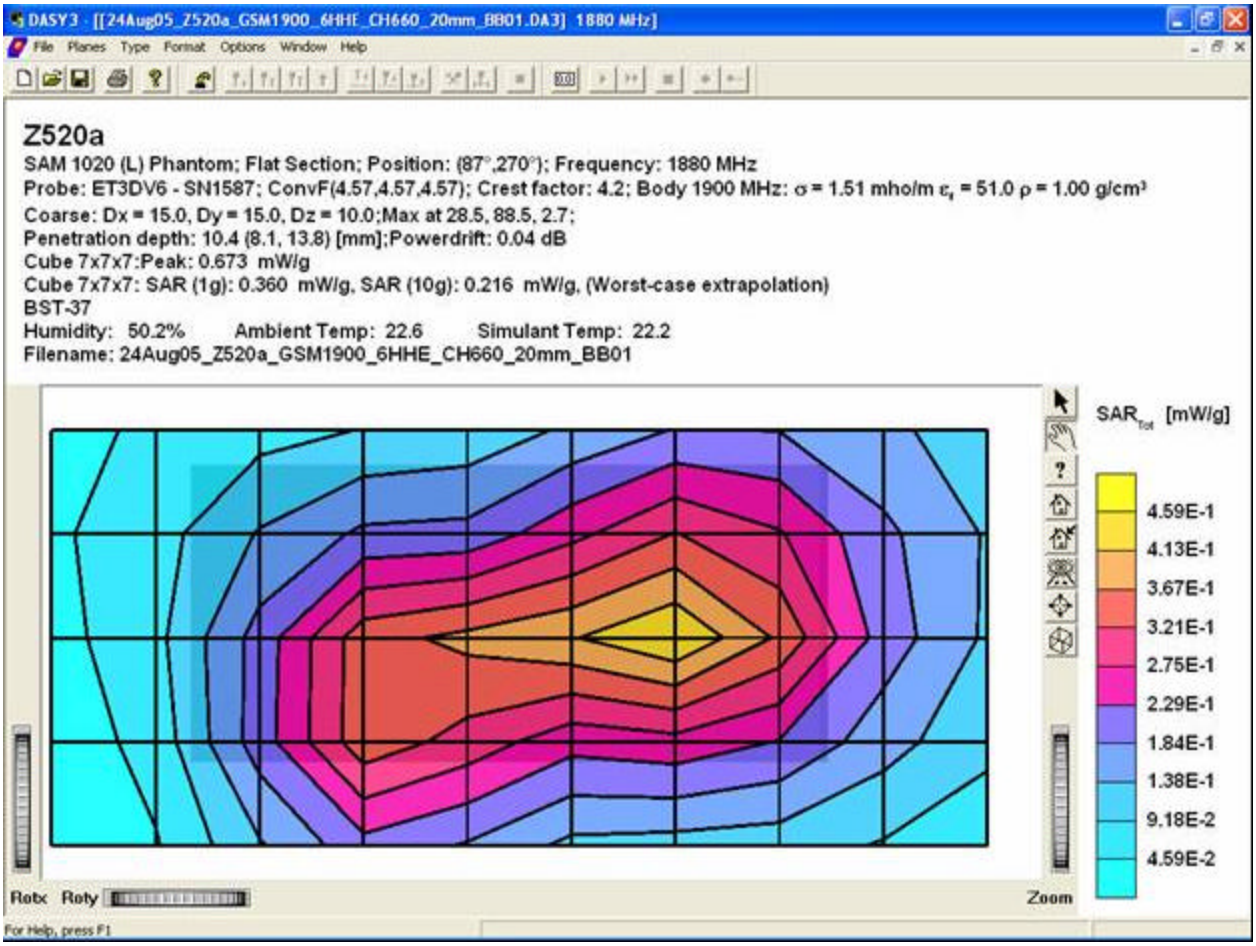

SAR Extrapolation to the phantom inner surface. Measured for maximum SAR in 1900 GSM band, while back of the phone is against the body using a 20MM Spacer. (Standard Battery, BST-37)

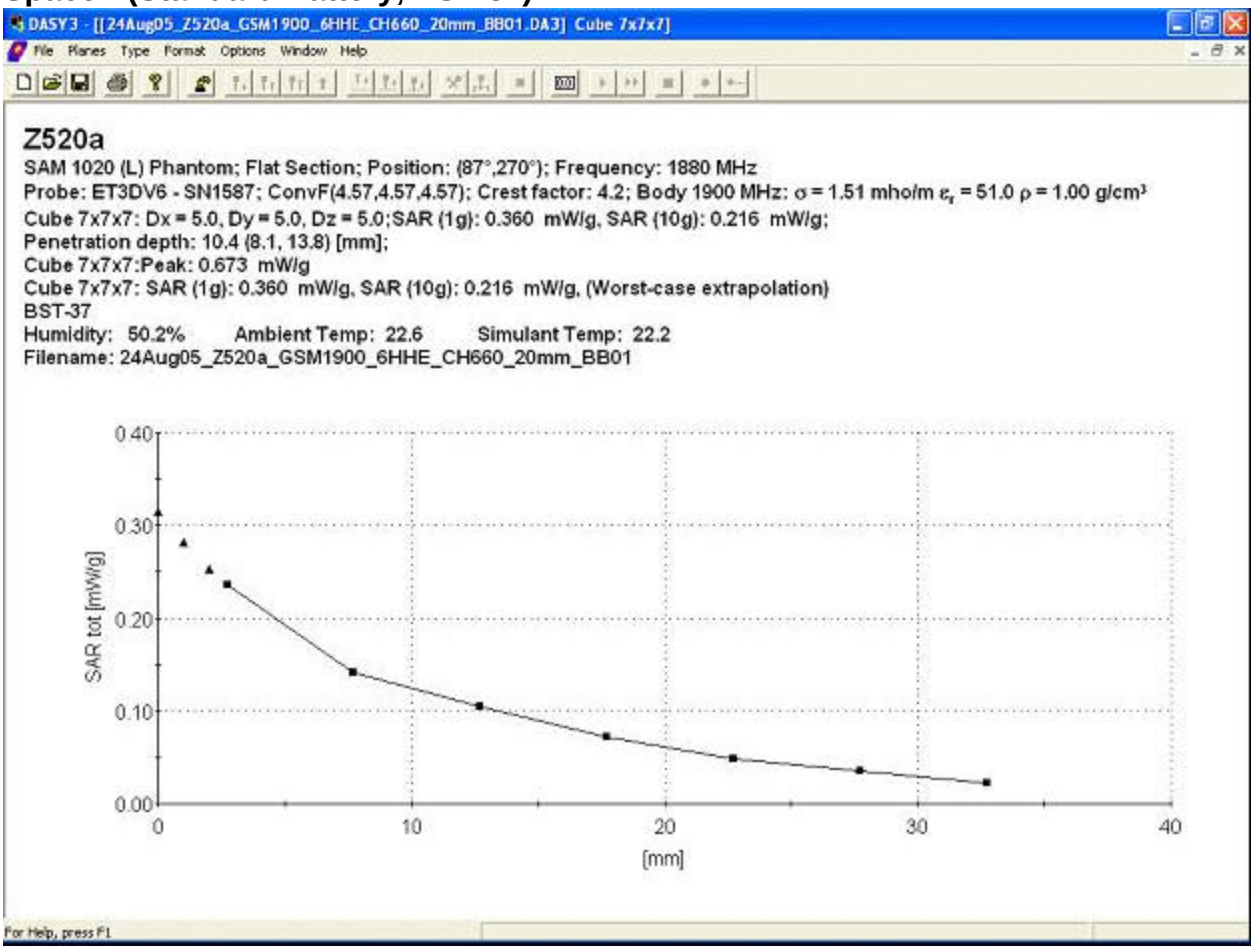

Distribution of maximum SAR in 1900 GSM band. Measured with front of device facing the body using a 20MM spacer. (Standard Battery, BST-37)

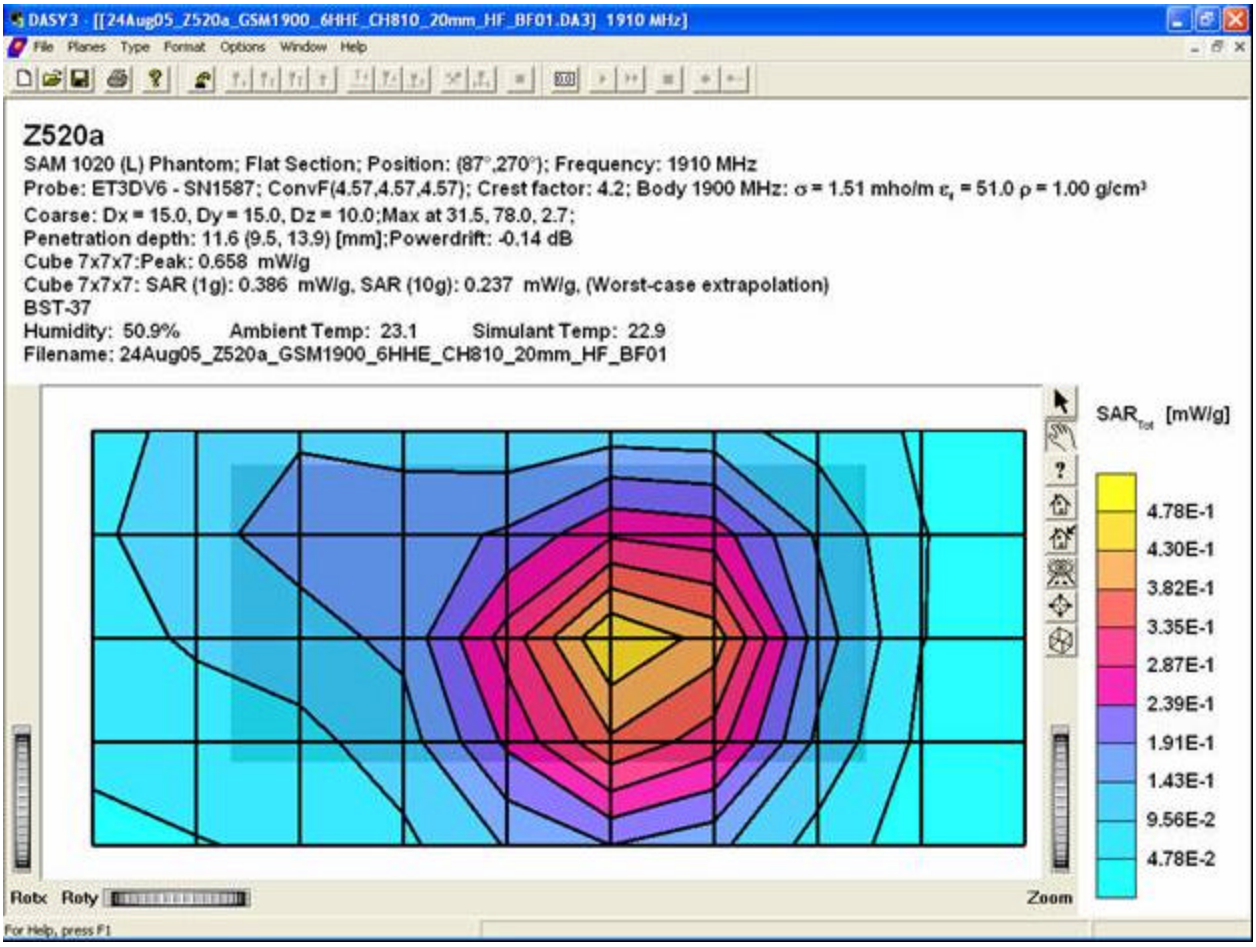

SAR Extrapolation to the phantom inner surface. Measured for maximum SAR in 1900 GSM band, while front of the phone is against the body using a 20MM SPACER. (Standard Battery, BST-37)

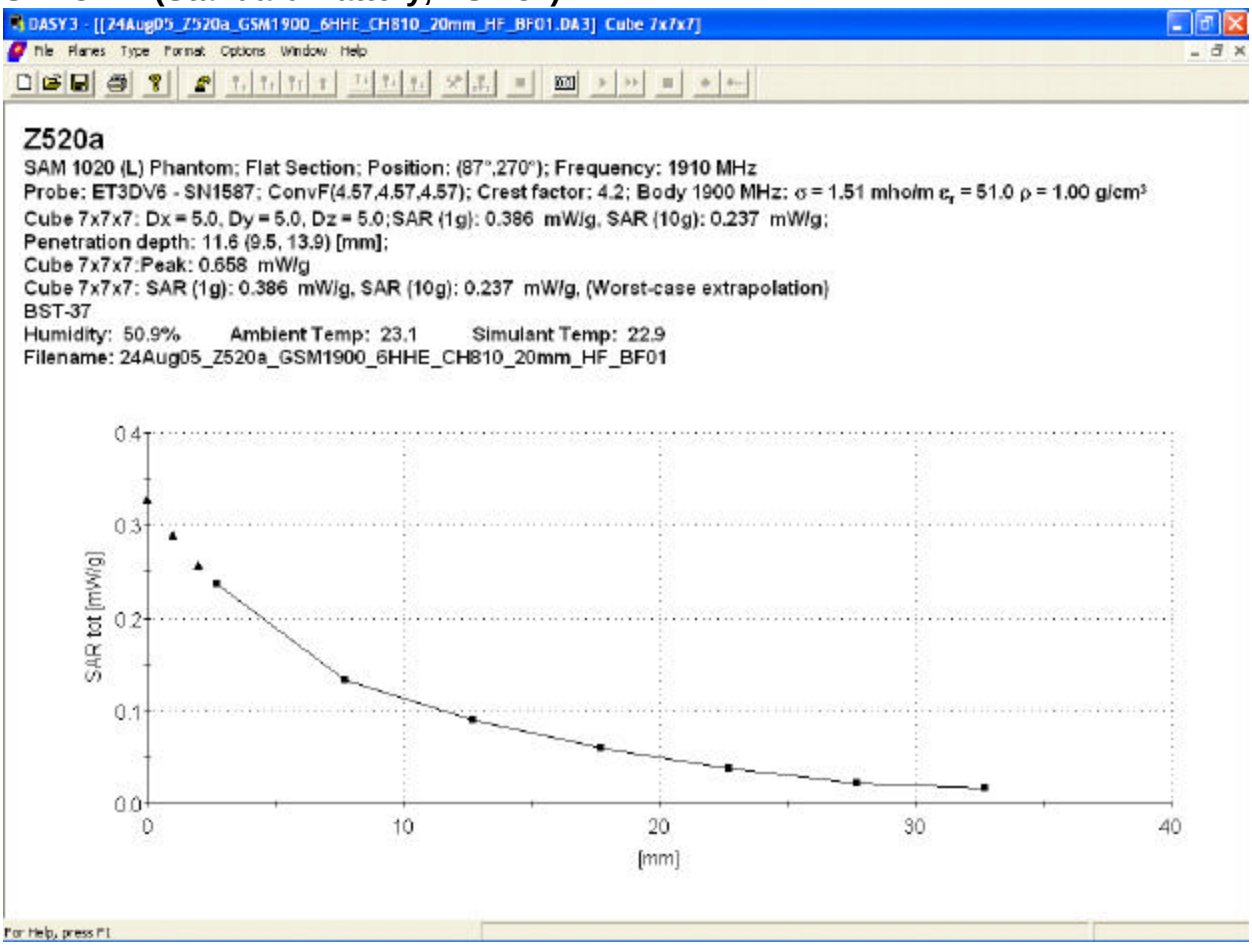

Distribution of maximum SAR in 1900 GSM band. Measured with front of device facing the body using a 20MM SPACER with Blue Tooth. (Standard Battery BST-37)

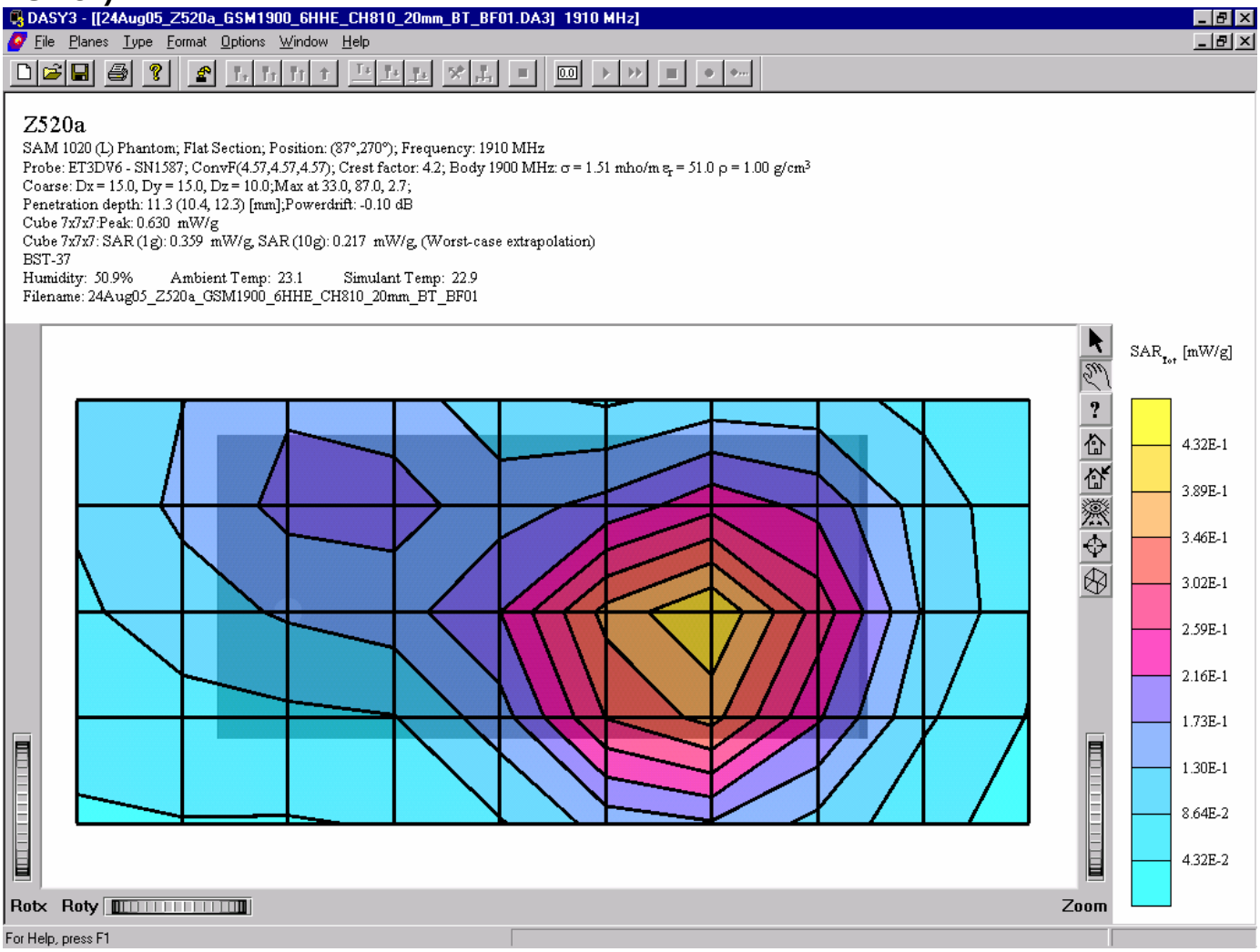

SAR Extrapolation to the phantom inner surface. Measured for maximum SAR in 1900 GSM band, while front of the phone is against the body using a 20MM SPACER with Blue Tooth. (Standard Battery BST-37)

DASY3 - [[24Aug05_Z520a_GSM1900_6HHE_CH810_20mm_BT_BF01.DA3] Cube 7x7x7]

File Planes Type Format Options Window Help

Z520a

SAM 1020 (L) Phantom; Flat Section; Position: (87°,270°); Frequency: 1910 MHz
Probe: ET3DV6 - SN1587; ConvF(4.57,4.57,4.57); Crest factor: 4.2; Body 1900 MHz: σ = 1.51 mho/m ε_r = 51.0 ρ = 1.00 g/cm^3
Cube 7x7x7: Dx = 5.0, Dy = 5.0, Dz = 5.0;SAR (1g): 0.359 mW/g, SAR (10g): 0.217 mW/g;
Penetration depth: 11.3 (10.4, 12.3) [mm];
Cube 7x7x7:Peak: 0.630 mW/g
Cube 7x7x7: SAR (1g): 0.359 mW/g, SAR (10g): 0.217 mW/g, (Worst-case extrapolation)
BST-37
Humidity: 50.9% Ambient Temp: 23.1 Simulant Temp: 22.9
Filename: 24Aug05_Z520a_GSM1900_6HHE_CH810_20mm_BT_BF01

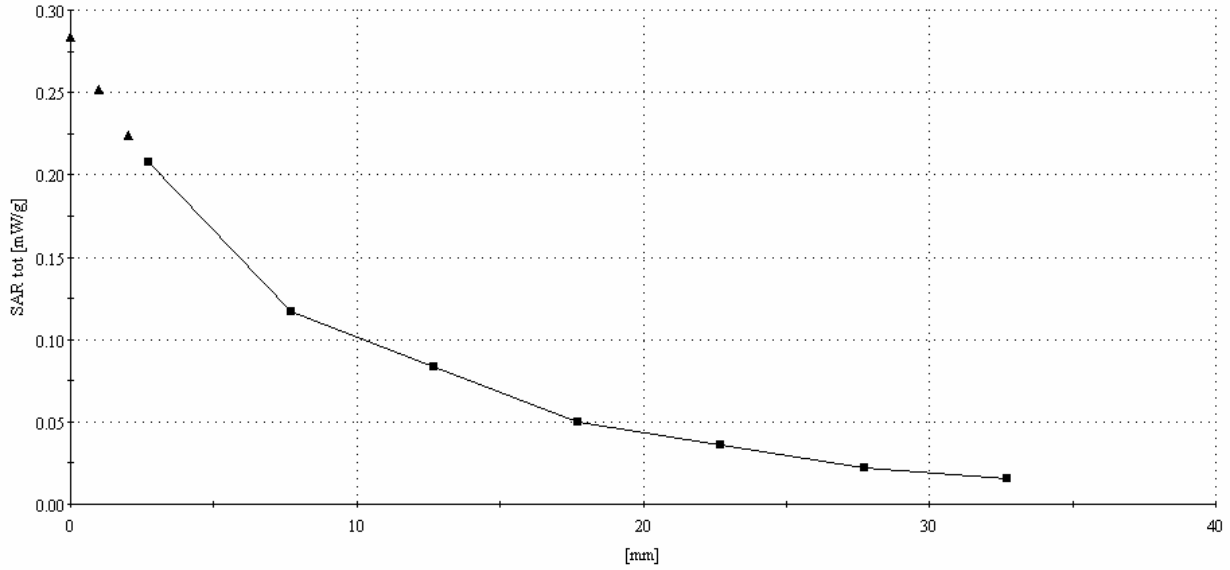

For Help, press F1