Date/Time: 05/23/05 12:31:25

Test Laboratory: Sony Ericsson Mobile Communications
File Name: Verification1900MHz_Head_050523.da4

DUT: Dipole 1900 MHz; Type: D1900V2; Serial: D1900V2 - SN:5d002
Program Name: Verification measurement

Communication System: CW; Frequency: 1900 MHz;Duty Cycle: 1:1
Medium parameters used: f = 1900 MHz; σ = 1.47 mho/m; ε_r = 39.5; ρ = 1000 kg/m^3
Phantom section: Flat Section

DASY4 Configuration:
- Probe: ET3DV6 - SN1815; ConvF(5.31, 5.31, 5.31); Calibrated: 2005-01-20
- Sensor-Surface: 4mm (Mechanical And Optical Surface Detection)
- Electronics: DAE4 Sn640; Calibrated: 2004-10-12
- Phantom: SAM 5; Type: SAM; Serial: 1352
- Measurement SW: DASY4, V4.4 Build 3; Postprocessing SW: SEMCAD, V1.8 Build 130

Flat, 10mm/Area Scan (41x41x1): Measurement grid: dx=15mm, dy=15mm
Maximum value of SAR (interpolated) = 4.56 mW/g

Flat, 10mm/Zoom Scan (5x5x7)/Cube 0: Measurement grid: dx=7mm, dy=7mm, dz=5mm
Reference Value = 58.4 V/m; Power Drift = -0.002 dB
Peak SAR (extrapolated) = 6.92 W/kg
SAR(1 g) = 3.95 mW/g; SAR(10 g) = 2.06 mW/g

Maximum value of SAR (measured) = 4.38 mW/g

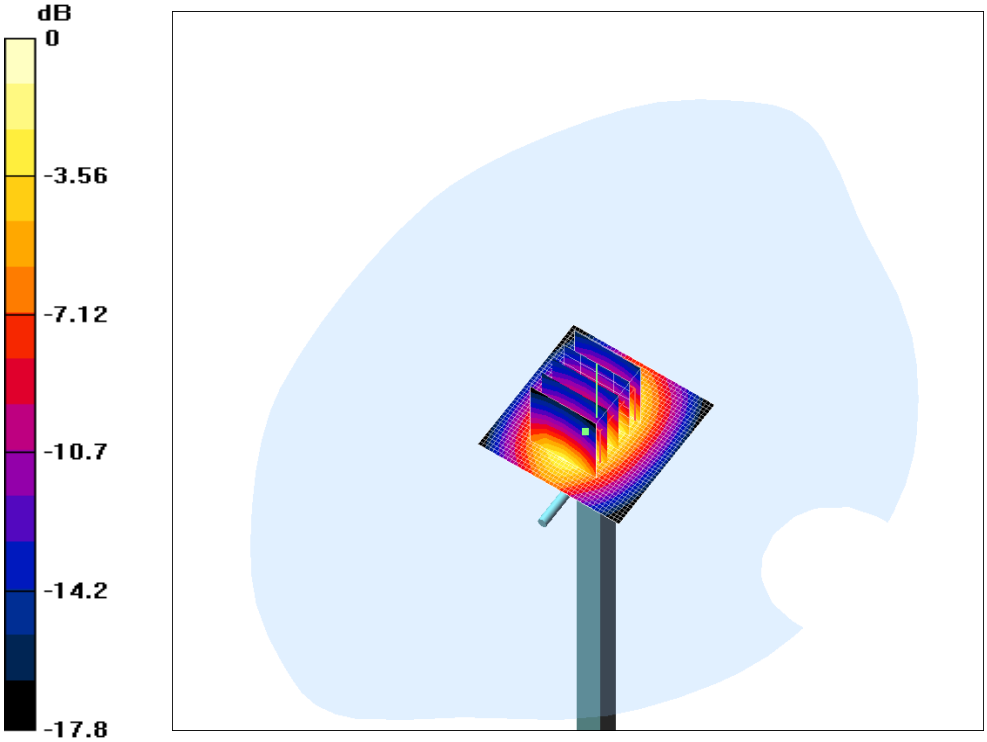

0 dB = 4.38mW/g

Date/Time: 05/24/05 08:52:20

Test Laboratory: Sony Ericsson Mobile Communications
File Name: Verification1900MHz_Body_050524.da4

DUT: Dipole 1900 MHz; Type: D1900V2; Serial: D1900V2 - SN:5d002
Program Name: Verification measurement, 1900MHz, Body TSL

Communication System: CW; Frequency: 1900 MHz;Duty Cycle: 1:1
Medium parameters used: f = 1900 MHz; σ = 1.48 mho/m; ε_r = 50.8; ρ = 1000 kg/m^3
Phantom section: Flat Section

DASY4 Configuration:
- Probe: ET3DV6 - SN1815; ConvF(4.69, 4.69, 4.69); Calibrated: 2005-01-20
- Sensor-Surface: 4mm (Mechanical And Optical Surface Detection)
- Electronics: DAE4 Sn640; Calibrated: 2004-10-12
- Phantom: SAM 5; Type: SAM; Serial: 1352
- Measurement SW: DASY4, V4.4 Build 3; Postprocessing SW: SEMCAD, V1.8 Build 130

Flat, 10mm/Area Scan (41x41x1): Measurement grid: dx=15mm, dy=15mm
Maximum value of SAR (interpolated) = 4.76 mW/g

Flat, 10mm/Zoom Scan (5x5x7)/Cube 0: Measurement grid: dx=7mm, dy=7mm, dz=5mm
Reference Value = 55 V/m; Power Drift = 0.0 dB
Peak SAR (extrapolated) = 6.57 W/kg
SAR(1 g) = 3.93 mW/g; SAR(10 g) = 2.08 mW/g

Maximum value of SAR (measured) = 4.4 mW/g

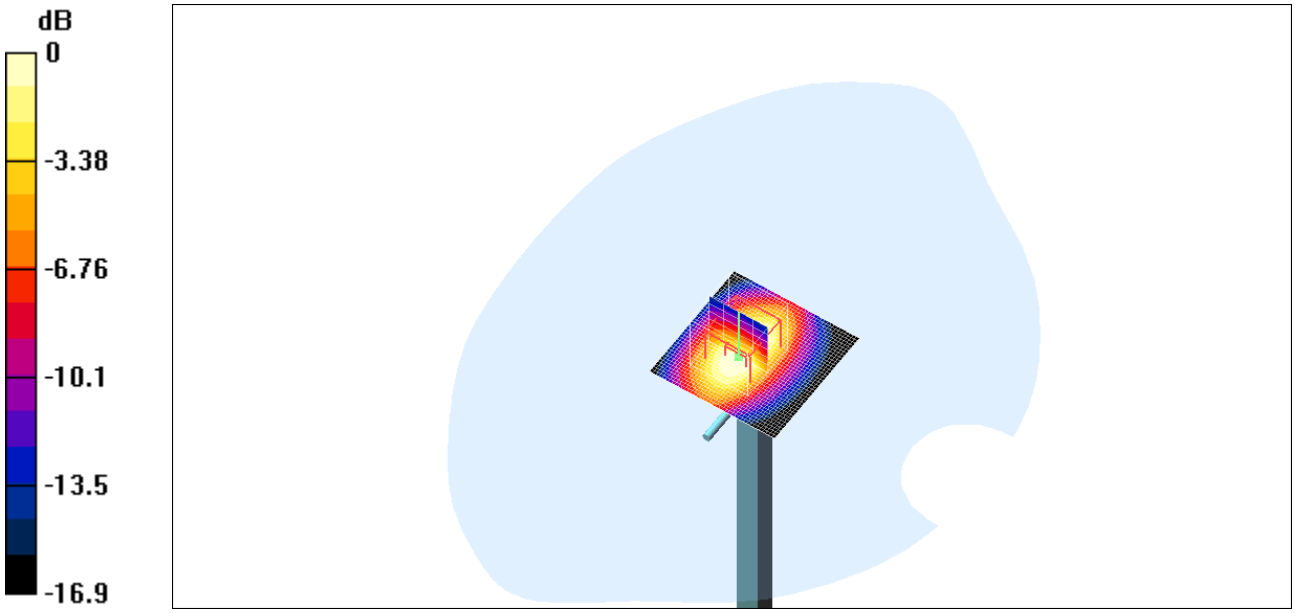

0 dB = 4.4mW/g

DASY4 Validation Report for Head TSL

Date/Time: 09.03.2005 15:20:45

Test Laboratory: SPEAG, Zurich, Switzerland

DUT: Dipole 1900 MHz; Type: D1900V2; Serial: D1900V2 - SN:5d002

Communication System: CW-1900; Frequency: 1900 MHz;Duty Cycle: 1:1
Medium: HSL 1900 MHz;
Medium parameters used: f = 1900 MHz; σ = 1.46 mho/m; ε_r = 39.5; ρ = 1000 kg/m^3
Phantom section: Flat Section
Measurement Standard: DASY4 (High Precision Assessment)

DASY4 Configuration:

- Probe: ET3DV6 - SN1507; ConvF(4.96, 4.96, 4.96); Calibrated: 26.10.2004
- Sensor-Surface: 4mm (Mechanical Surface Detection)
- Electronics: DAE4 Sn601; Calibrated: 07.01.2005
- Phantom: Flat Phantom 5.0; Type: QD000P50AA; Serial: 1001;
- Measurement SW: DASY4, V4.5 Build 19; Postprocessing SW: SEMCAD, V1.8 Build 146

Pin = 250 mW; d = 10 mm/Area Scan (81x81x1): Measurement grid: dx=15mm, dy=15mm
Maximum value of SAR (interpolated) = 11.4 mW/g

Pin = 250 mW; d = 10 mm/Zoom Scan (7x7x7)/Cube 0: Measurement grid: dx=5mm, dy=5mm, dz=5mm
Reference Value = 91.4 V/m; Power Drift = 0.037 dB
Peak SAR (extrapolated) = 16.9 W/kg
SAR(1 g) = 9.81 mW/g; SAR(10 g) = 5.15 mW/g
Maximum value of SAR (measured) = 11.0 mW/g



0 dB = 11.0mW/g

DASY4 Validation Report for Body TSL

Date/Time: 15.03.2005 15:20:32

Test Laboratory: SPEAG, Zurich, Switzerland

DUT: Dipole 1900 MHz; Type: D1900V2; Serial: D1900V2 - SN:5d002

Communication System: CW-1900; Frequency: 1900 MHz;Duty Cycle: 1:1
Medium: MSL 1900 MHz;
Medium parameters used: f = 1900 MHz; σ = 1.57 mho/m; ε_r = 52.2; ρ = 1000 kg/m^3
Phantom section: Flat Section
Measurement Standard: DASY4 (High Precision Assessment)

DASY4 Configuration:

- Probe: ET3DV6 - SN1507; ConvF(4.43, 4.43, 4.43); Calibrated: 26.10.2004
- Sensor-Surface: 4mm (Mechanical Surface Detection)
- Electronics: DAE4 Sn601; Calibrated: 07.01.2005
- Phantom: Flat Phantom 5.0; Type: QD000P50AA; Serial: 1001;
- Measurement SW: DASY4, V4.5 Build 19; Postprocessing SW: SEMCAD, V1.8 Build 146

Pin = 250 mW; d = 10 mm/Area Scan (81x81x1): Measurement grid: dx=15mm, dy=15mm
Maximum value of SAR (interpolated) = 11.4 mW/g

Pin = 250 mW; d = 10 mm/Zoom Scan (7x7x7)/Cube 0: Measurement grid: dx=5mm, dy=5mm, dz=5mm
Reference Value = 87.3 V/m; Power Drift = 0.061 dB
Peak SAR (extrapolated) = 16.8 W/kg
SAR(1 g) = 9.91 mW/g; SAR(10 g) = 5.23 mW/g
Maximum value of SAR (measured) = 11.3 mW/g



0 dB = 11.3mW/g

Date/Time: 05/23/05 13:49:49

Test Laboratory: Sony Ericsson Mobile Communications
File Name: ch810_Right_Cheek_050523_RP.da4

DUT: PY7AD021022; Type: GSM 1900; Serial: #2890

Communication System: GSM 1900; Frequency: 1909.8 MHz;Duty Cycle: 1:8.3
Medium parameters used (extrapolated): f = 1909.8 MHz; σ = 1.48 mho/m; ε_r = 39.5; ρ = 1000 kg/m^3
Phantom section: Right Section

DASY4 Configuration:
- Probe: ET3DV6 - SN1815; ConvF(5.31, 5.31, 5.31); Calibrated: 2005-01-20
- Sensor-Surface: 4mm (Mechanical And Optical Surface Detection)
- Electronics: DAE4 Sn640; Calibrated: 2004-10-12
- Phantom: SAM 5; Type: SAM; Serial: 1352
- Measurement SW: DASY4, V4.4 Build 3; Postprocessing SW: SEMCAD, V1.8 Build 130

Right, Cheek/Area Scan (61x121x1): Measurement grid: dx=10mm, dy=10mm

Maximum value of SAR (interpolated) = 0.494 mW/g

Right, Cheek/Zoom Scan (5x5x7)/Cube 0: Measurement grid: dx=7mm, dy=7mm, dz=5mm
Reference Value = 15.6 V/m; Power Drift = -0.1 dB
Peak SAR (extrapolated) = 0.655 W/kg
SAR(1 g) = 0.445 mW/g; SAR(10 g) = 0.265 mW/g

Maximum value of SAR (measured) = 0.489 mW/g

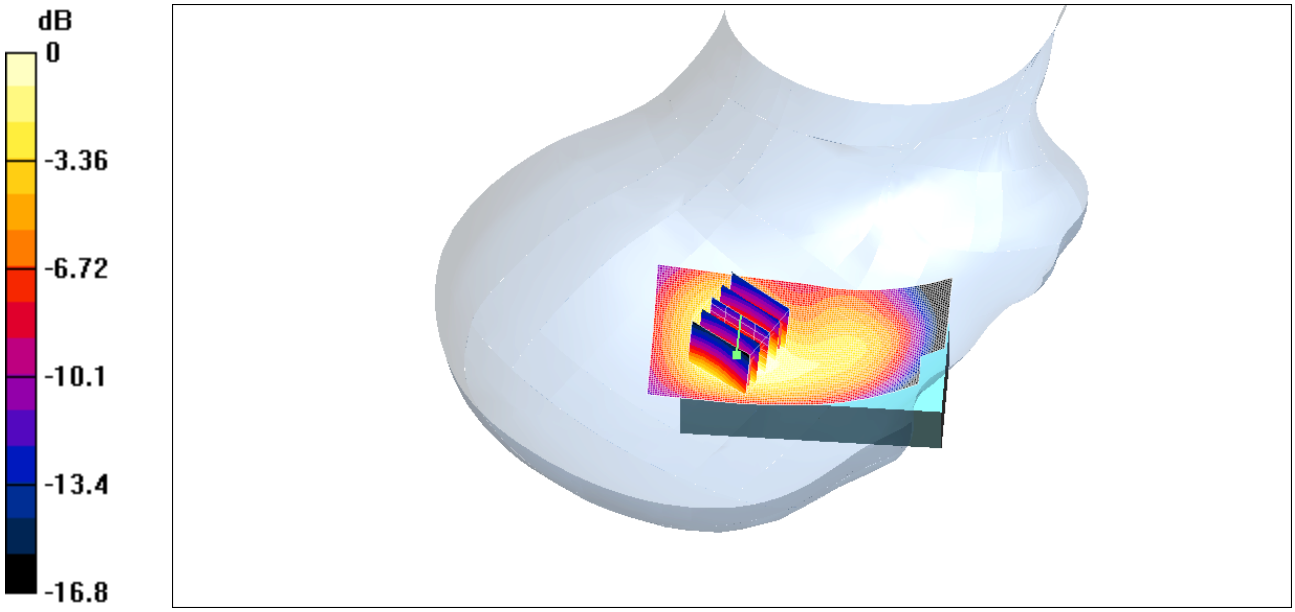

0 dB = 0.489mW/g

Date/Time: 05/23/05 16:58:05

Test Laboratory: Sony Ericsson Mobile Communications
File Name: ch810_Left_Tilt_050523_RP.da4

DUT: PY7AD021022; Type: GSM 1900; Serial: #2890

Communication System: GSM 1900; Frequency: 1909.8 MHz;Duty Cycle: 1:8.3
Medium parameters used (extrapolated): f = 1909.8 MHz; σ = 1.48 mho/m; ε_r = 39.5; ρ = 1000 kg/m^3
Phantom section: Left Section

DASY4 Configuration:
- Probe: ET3DV6 - SN1815; ConvF(5.31, 5.31, 5.31); Calibrated: 2005-01-20
- Sensor-Surface: 4mm (Mechanical And Optical Surface Detection)
- Electronics: DAE4 Sn640; Calibrated: 2004-10-12
- Phantom: SAM 5; Type: SAM; Serial: 1352
- Measurement SW: DASY4, V4.4 Build 3; Postprocessing SW: SEMCAD, V1.8 Build 130

Left, Tilt/Area Scan (61x121x1): Measurement grid: dx=10mm, dy=10mm

Maximum value of SAR (interpolated) = 0.395 mW/g

Left, Tilt/Zoom Scan (5x5x7)/Cube 0: Measurement grid: dx=7mm, dy=7mm, dz=5mm
Reference Value = 15.3 V/m; Power Drift = -0.0 dB
Peak SAR (extrapolated) = 0.560 W/kg
SAR(1 g) = 0.351 mW/g; SAR(10 g) = 0.200 mW/g

Maximum value of SAR (measured) = 0.386 mW/g

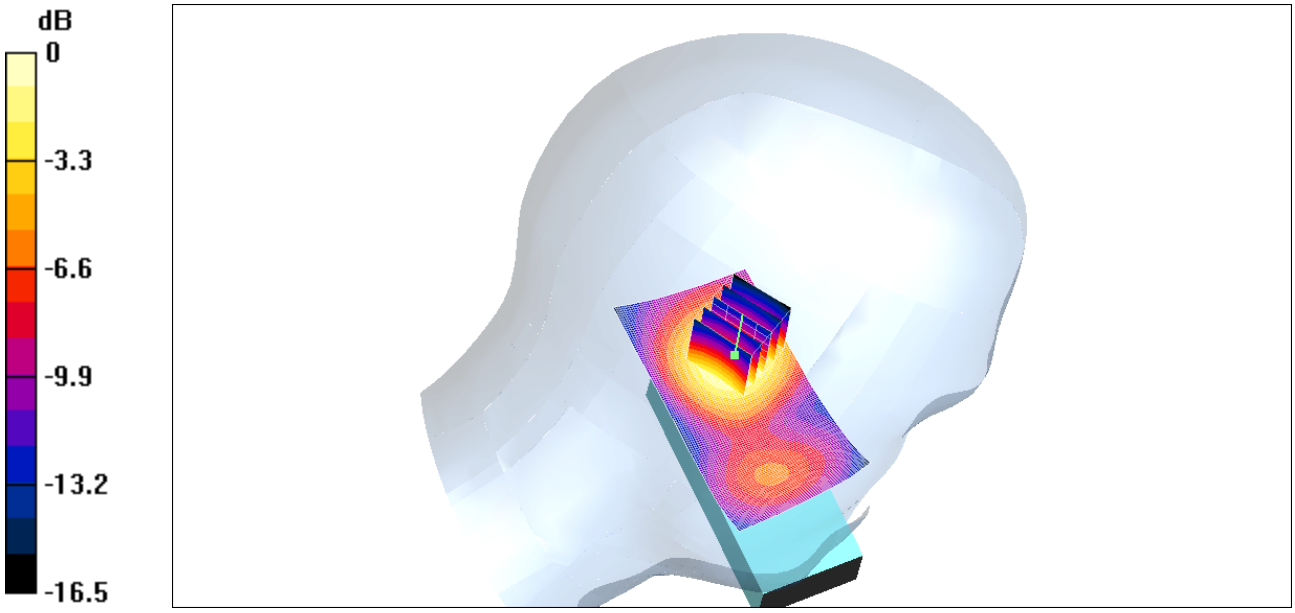

0 dB = 0.386mW/g

Date/Time: 05/23/05 16:25:11

Test Laboratory: Sony Ericsson Mobile Communications
File Name: ch810_Left_Cheek_050523_RP.da4

DUT: PY7AD021022; Type: GSM 1900; Serial: #2890

Communication System: GSM 1900; Frequency: 1909.8 MHz;Duty Cycle: 1:8.3
Medium parameters used (extrapolated): f = 1909.8 MHz; σ = 1.48 mho/m; ε_r = 39.5; ρ = 1000 kg/m^3
Phantom section: Left Section

DASY4 Configuration:
- Probe: ET3DV6 - SN1815; ConvF(5.31, 5.31, 5.31); Calibrated: 2005-01-20
- Sensor-Surface: 4mm (Mechanical And Optical Surface Detection)
- Electronics: DAE4 Sn640; Calibrated: 2004-10-12
- Phantom: SAM 5; Type: SAM; Serial: 1352
- Measurement SW: DASY4, V4.4 Build 3; Postprocessing SW: SEMCAD, V1.8 Build 130

Left, Cheek/Area Scan (61x121x1): Measurement grid: dx=10mm, dy=10mm

Maximum value of SAR (interpolated) = 0.462 mW/g

Left, Cheek/Zoom Scan (5x5x7)/Cube 0: Measurement grid: dx=7mm, dy=7mm, dz=5mm
Reference Value = 14.5 V/m; Power Drift = -0.1 dB
Peak SAR (extrapolated) = 0.642 W/kg
SAR(1 g) = 0.417 mW/g; SAR(10 g) = 0.251 mW/g

Maximum value of SAR (measured) = 0.453 mW/g

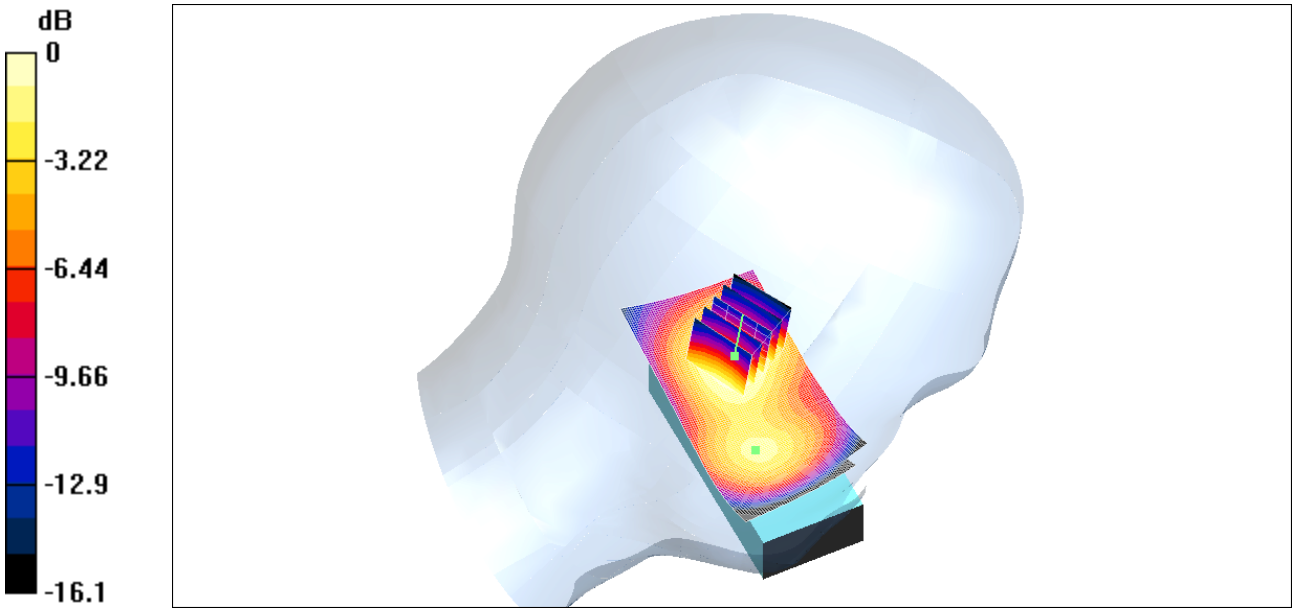

0 dB = 0.453mW/g

Date/Time: 05/23/05 14:30:37

Test Laboratory: Sony Ericsson Mobile Communications
File Name: ch661_Right_Tilt_050523_RP.da4

DUT: PY7AD021022; Type: GSM 1900; Serial: #2890

Communication System: GSM 1900; Frequency: 1880 MHz;Duty Cycle: 1:8.3
Medium parameters used: f = 1880 MHz; σ = 1.44 mho/m; ε_r = 39.7; ρ = 1000 kg/m^3
Phantom section: Right Section

DASY4 Configuration:
- Probe: ET3DV6 - SN1815; ConvF(5.31, 5.31, 5.31); Calibrated: 2005-01-20
- Sensor-Surface: 4mm (Mechanical And Optical Surface Detection)
- Electronics: DAE4 Sn640; Calibrated: 2004-10-12
- Phantom: SAM 5; Type: SAM; Serial: 1352
- Measurement SW: DASY4, V4.4 Build 3; Postprocessing SW: SEMCAD, V1.8 Build 130

Right,Tilt/Area Scan (61x121x1): Measurement grid: dx=10mm, dy=10mm
Maximum value of SAR (interpolated) = 0.408 mW/g

Right,Tilt/Zoom Scan (5x5x7)/Cube 0: Measurement grid: dx=7mm, dy=7mm, dz=5mm
Reference Value = 17.2 V/m; Power Drift = -0.0 dB
Peak SAR (extrapolated) = 0.569 W/kg
SAR(1 g) = 0.368 mW/g; SAR(10 g) = 0.217 mW/g
Maximum value of SAR (measured) = 0.404 mW/g



0 dB = 0.404mW/g

Date/Time: 05/23/05 13:26:24

Test Laboratory: Sony Ericsson Mobile Communications
File Name: ch661_Right_Cheek_050523_RP.da4

DUT: PY7AD021022; Type: GSM 1900; Serial: #2890

Communication System: GSM 1900; Frequency: 1880 MHz;Duty Cycle: 1:8.3
Medium parameters used: f = 1880 MHz; σ = 1.44 mho/m; ε_r = 39.7; ρ = 1000 kg/m^3
Phantom section: Right Section

DASY4 Configuration:
- Probe: ET3DV6 - SN1815; ConvF(5.31, 5.31, 5.31); Calibrated: 2005-01-20
- Sensor-Surface: 4mm (Mechanical And Optical Surface Detection)
- Electronics: DAE4 Sn640; Calibrated: 2004-10-12
- Phantom: SAM 5; Type: SAM; Serial: 1352
- Measurement SW: DASY4, V4.4 Build 3; Postprocessing SW: SEMCAD, V1.8 Build 130

Right, Cheek/Area Scan (61x121x1): Measurement grid: dx=10mm, dy=10mm
Maximum value of SAR (interpolated) = 0.591 mW/g

Right, Cheek/Zoom Scan (5x5x7)/Cube 0: Measurement grid: dx=7mm, dy=7mm, dz=5mm
Reference Value = 17.7 V/m; Power Drift = -0.1 dB
Peak SAR (extrapolated) = 0.767 W/kg
SAR(1 g) = 0.532 mW/g; SAR(10 g) = 0.320 mW/g
Maximum value of SAR (measured) = 0.581 mW/g



0 dB = 0.581mW/g

Date/Time: 05/23/05 17:30:00

Test Laboratory: Sony Ericsson Mobile Communications
File Name: ch661_Left_Tilt_050523_RP.da4

DUT: PY7AD021022; Type: GSM 1900; Serial: #2890

Communication System: GSM 1900; Frequency: 1880 MHz;Duty Cycle: 1:8.3
Medium parameters used: f = 1880 MHz; σ = 1.44 mho/m; ε_r = 39.7; ρ = 1000 kg/m^3
Phantom section: Left Section

DASY4 Configuration:
- Probe: ET3DV6 - SN1815; ConvF(5.31, 5.31, 5.31); Calibrated: 2005-01-20
- Sensor-Surface: 4mm (Mechanical And Optical Surface Detection)
- Electronics: DAE4 Sn640; Calibrated: 2004-10-12
- Phantom: SAM 5; Type: SAM; Serial: 1352
- Measurement SW: DASY4, V4.4 Build 3; Postprocessing SW: SEMCAD, V1.8 Build 130

Left, Tilt/Area Scan (61x121x1): Measurement grid: dx=10mm, dy=10mm
Maximum value of SAR (interpolated) = 0.498 mW/g

Left, Tilt/Zoom Scan (5x5x7)/Cube 0: Measurement grid: dx=7mm, dy=7mm, dz=5mm
Reference Value = 17.2 V/m; Power Drift = -0.0 dB
Peak SAR (extrapolated) = 0.701 W/kg
SAR(1 g) = 0.436 mW/g; SAR(10 g) = 0.248 mW/g
Maximum value of SAR (measured) = 0.483 mW/g

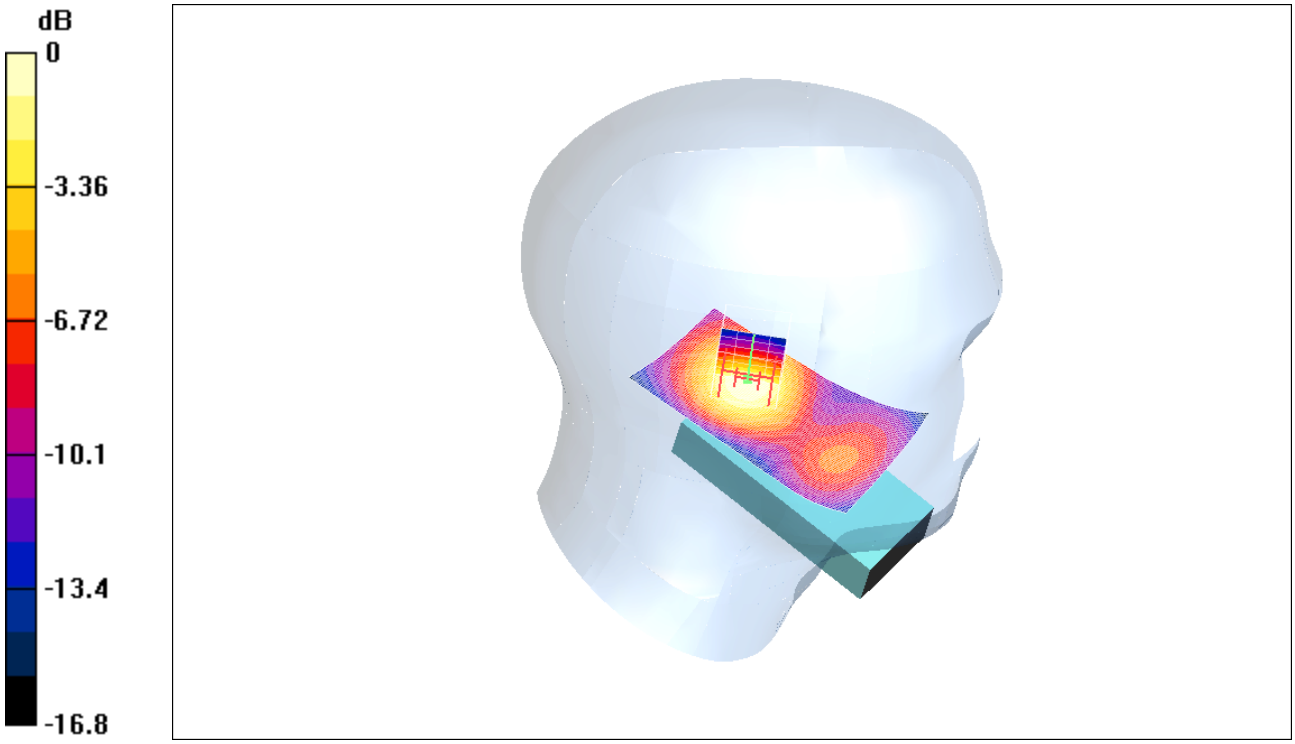

0 dB = 0.483mW/g

Date/Time: 05/23/05 15:46:37

Test Laboratory: Sony Ericsson Mobile Communications
File Name: ch661_Left_Cheek_050523_RP.da4

DUT: PY7AD021022; Type: GSM 1900; Serial: #2890

Communication System: GSM 1900; Frequency: 1880 MHz;Duty Cycle: 1:8.3
Medium parameters used: f = 1880 MHz; σ = 1.44 mho/m; ε_r = 39.7; ρ = 1000 kg/m^3
Phantom section: Left Section

DASY4 Configuration:
- Probe: ET3DV6 - SN1815; ConvF(5.31, 5.31, 5.31); Calibrated: 2005-01-20
- Sensor-Surface: 4mm (Mechanical And Optical Surface Detection)
- Electronics: DAE4 Sn640; Calibrated: 2004-10-12
- Phantom: SAM 5; Type: SAM; Serial: 1352
- Measurement SW: DASY4, V4.4 Build 3; Postprocessing SW: SEMCAD, V1.8 Build 130

Left, Cheek/Area Scan (61x121x1): Measurement grid: dx=10mm, dy=10mm
Maximum value of SAR (interpolated) = 0.565 mW/g

Left, Cheek/Zoom Scan (5x5x7)/Cube 0: Measurement grid: dx=7mm, dy=7mm, dz=5mm
Reference Value = 16.7 V/m; Power Drift = 0.0 dB
Peak SAR (extrapolated) = 0.778 W/kg
SAR(1 g) = 0.506 mW/g; SAR(10 g) = 0.305 mW/g

Maximum value of SAR (measured) = 0.547 mW/g

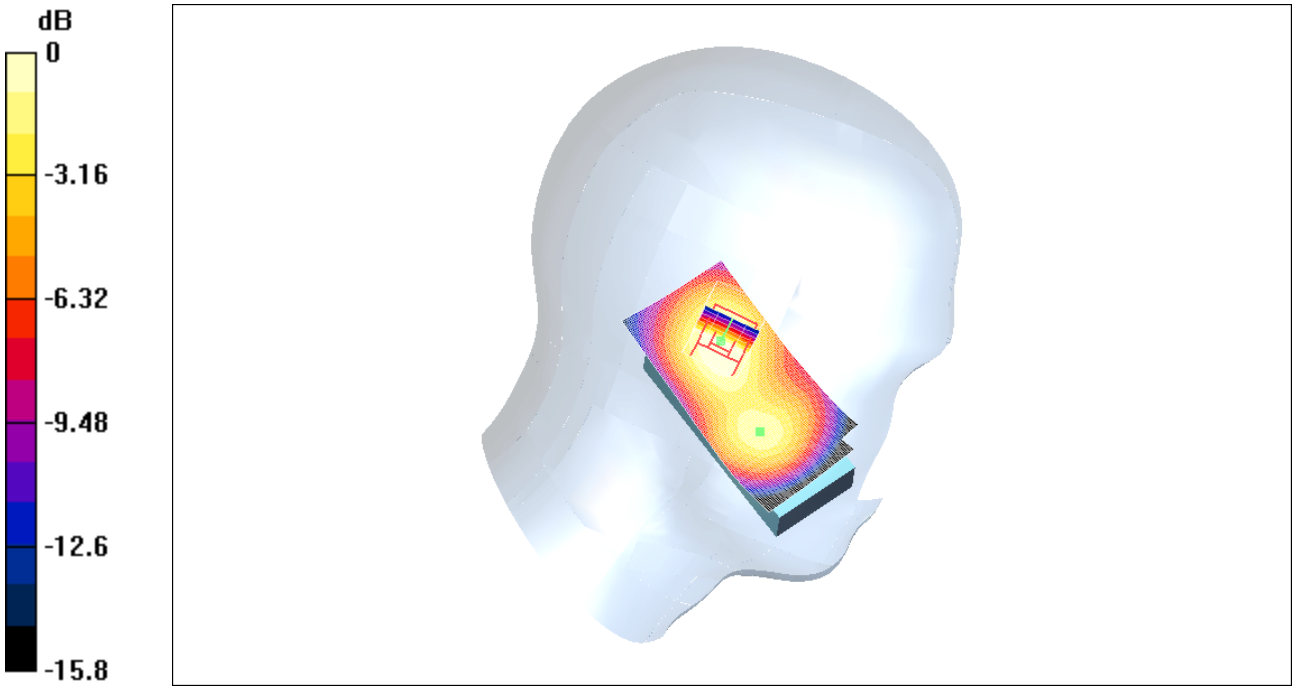

0 dB = 0.547mW/g

Date/Time: 05/23/05 14:53:48

Test Laboratory: Sony Ericsson Mobile Communications
File Name: ch512_Right_Tilt_050523_RP.da4

DUT: PY7AD021022; Type: GSM 1900; Serial: #2890

Communication System: GSM 1900; Frequency: 1850.2 MHz;Duty Cycle: 1:8.3
Medium parameters used: f = 1850.2 MHz; σ = 1.42 mho/m; ε_r = 39.8; ρ = 1000 kg/m^3
Phantom section: Right Section

DASY4 Configuration:
- Probe: ET3DV6 - SN1815; ConvF(5.31, 5.31, 5.31); Calibrated: 2005-01-20
- Sensor-Surface: 4mm (Mechanical And Optical Surface Detection)
- Electronics: DAE4 Sn640; Calibrated: 2004-10-12
- Phantom: SAM 5; Type: SAM; Serial: 1352
- Measurement SW: DASY4, V4.4 Build 3; Postprocessing SW: SEMCAD, V1.8 Build 130

Right,Tilt/Area Scan (61x121x1): Measurement grid: dx=10mm, dy=10mm
Maximum value of SAR (interpolated) = 0.469 mW/g

Right,Tilt/Zoom Scan (5x5x7)/Cube 0: Measurement grid: dx=7mm, dy=7mm, dz=5mm
Reference Value = 18.6 V/m; Power Drift = -0.1 dB
Peak SAR (extrapolated) = 0.668 W/kg
SAR(1 g) = 0.424 mW/g; SAR(10 g) = 0.249 mW/g
Maximum value of SAR (measured) = 0.466 mW/g

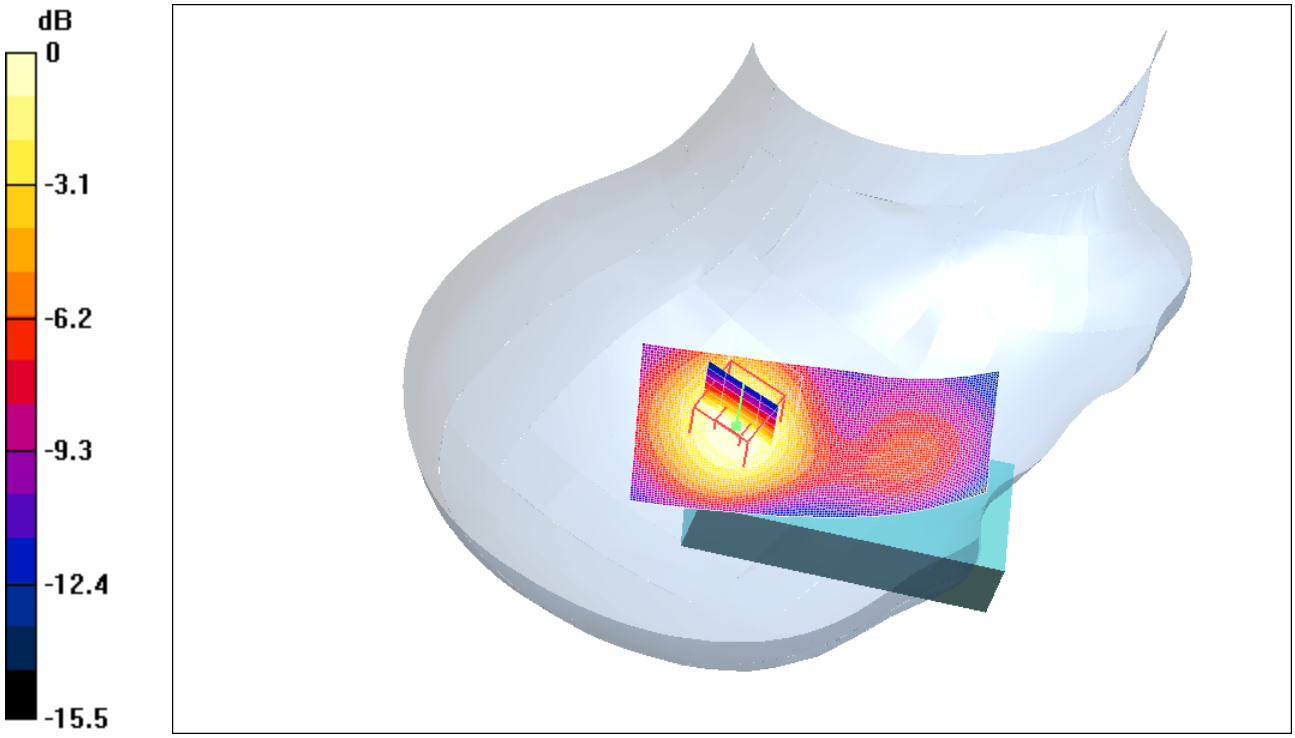

0 dB = 0.466mW/g

Date/Time: 05/23/05 13:04:18

Test Laboratory: Sony Ericsson Mobile Communications
File Name: ch512_Right_Cheek_050523_RP.da4

DUT: PY7AD021022; Type: GSM 1900; Serial: #2890

Communication System: GSM 1900; Frequency: 1850.2 MHz;Duty Cycle: 1:8.3
Medium parameters used: f = 1850.2 MHz; σ = 1.42 mho/m; ε_r = 39.8; ρ = 1000 kg/m^3
Phantom section: Right Section

DASY4 Configuration:
- Probe: ET3DV6 - SN1815; ConvF(5.31, 5.31, 5.31); Calibrated: 2005-01-20
- Sensor-Surface: 4mm (Mechanical And Optical Surface Detection)
- Electronics: DAE4 Sn640; Calibrated: 2004-10-12
- Phantom: SAM 5; Type: SAM; Serial: 1352
- Measurement SW: DASY4, V4.4 Build 3; Postprocessing SW: SEMCAD, V1.8 Build 130

Right, Cheek/Area Scan (61x121x1): Measurement grid: dx=10mm, dy=10mm
Maximum value of SAR (interpolated) = 0.682 mW/g

Right, Cheek/Zoom Scan (5x5x7)/Cube 0: Measurement grid: dx=7mm, dy=7mm, dz=5mm
Reference Value = 19.7 V/m; Power Drift = -0.1 dB
Peak SAR (extrapolated) = 0.850 W/kg
SAR(1 g) = 0.606 mW/g; SAR(10 g) = 0.373 mW/g

Maximum value of SAR (measured) = 0.653 mW/g

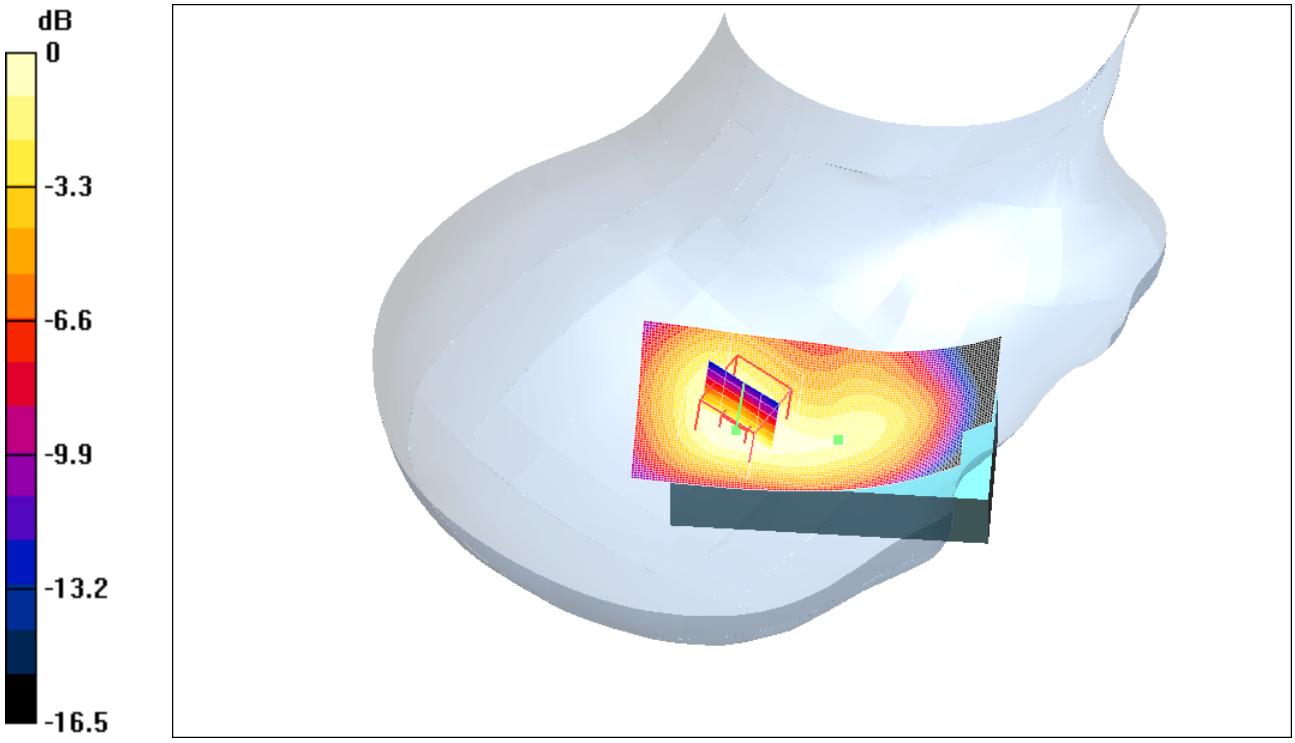

0 dB = 0.653mW/g

Date/Time: 05/23/05 17:50:20

Test Laboratory: Sony Ericsson Mobile Communications
File Name: ch512_Left_Tilt_050523_RP.da4

DUT: PY7AD021022; Type: GSM 1900; Serial: #2890

Communication System: GSM 1900; Frequency: 1850.2 MHz;Duty Cycle: 1:8.3
Medium parameters used: f = 1850.2 MHz; σ = 1.42 mho/m; ε_r = 39.8; ρ = 1000 kg/m^3
Phantom section: Left Section

DASY4 Configuration:
- Probe: ET3DV6 - SN1815; ConvF(5.31, 5.31, 5.31); Calibrated: 2005-01-20
- Sensor-Surface: 4mm (Mechanical And Optical Surface Detection)
- Electronics: DAE4 Sn640; Calibrated: 2004-10-12
- Phantom: SAM 5; Type: SAM; Serial: 1352
- Measurement SW: DASY4, V4.4 Build 3; Postprocessing SW: SEMCAD, V1.8 Build 130

Left, Tilt/Area Scan (61x121x1): Measurement grid: dx=10mm, dy=10mm
Maximum value of SAR (interpolated) = 0.580 mW/g

Left, Tilt/Zoom Scan (5x5x7)/Cube 0: Measurement grid: dx=7mm, dy=7mm, dz=5mm
Reference Value = 18.8 V/m; Power Drift = -0.1 dB
Peak SAR (extrapolated) = 0.814 W/kg
SAR(1 g) = 0.507 mW/g; SAR(10 g) = 0.288 mW/g
Maximum value of SAR (measured) = 0.557 mW/g

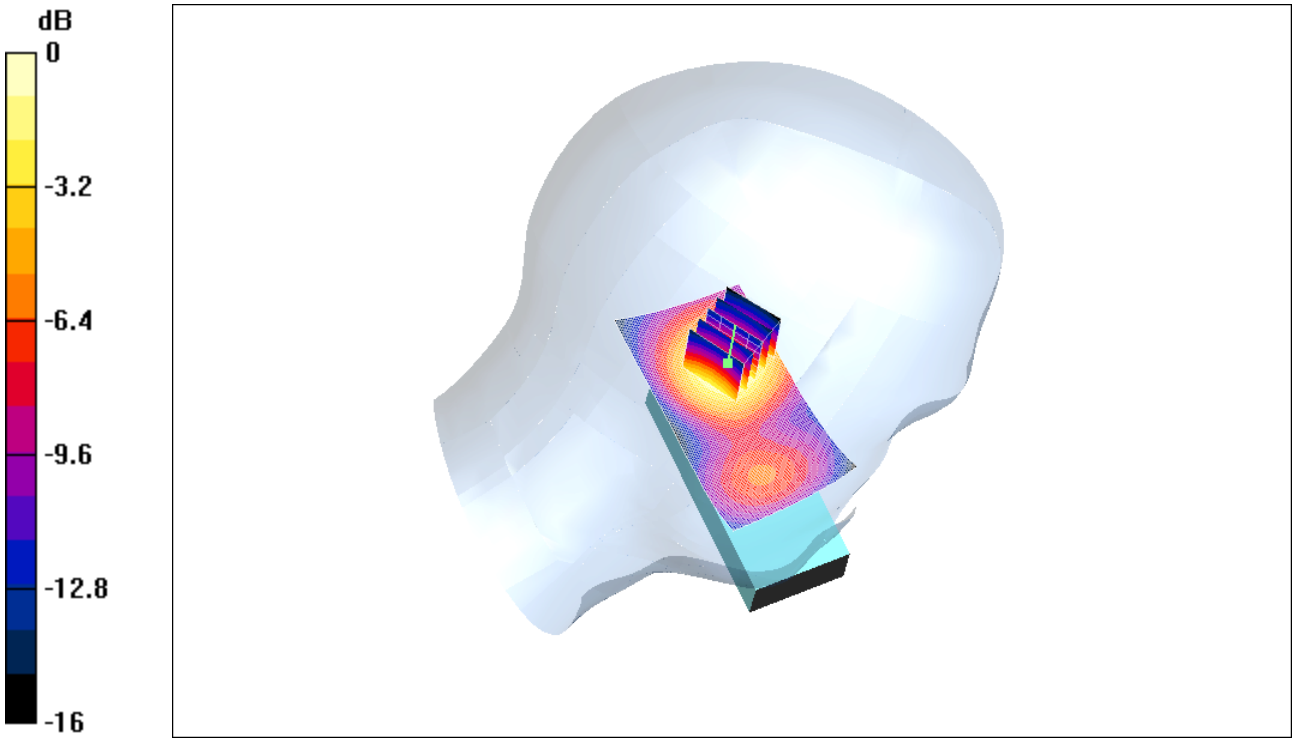

0 dB = 0.557mW/g

Date/Time: 05/23/05 15:27:28

Test Laboratory: Sony Ericsson Mobile Communications
File Name: ch512_Left_Cheek_050523_RP.da4

DUT: PY7AD021022; Type: GSM 1900; Serial: #2890

Communication System: GSM 1900; Frequency: 1850.2 MHz;Duty Cycle: 1:8.3
Medium parameters used: f = 1850.2 MHz; σ = 1.42 mho/m; ε_r = 39.8; ρ = 1000 kg/m^3
Phantom section: Left Section

DASY4 Configuration:
- Probe: ET3DV6 - SN1815; ConvF(5.31, 5.31, 5.31); Calibrated: 2005-01-20
- Sensor-Surface: 4mm (Mechanical And Optical Surface Detection)Sensor-Surface: 0mm (Fix Surface)
- Electronics: DAE4 Sn640; Calibrated: 2004-10-12
- Phantom: SAM 5; Type: SAM; Serial: 1352
- Measurement SW: DASY4, V4.4 Build 3; Postprocessing SW: SEMCAD, V1.8 Build 130

Left, Cheek/Area Scan (61x121x1): Measurement grid: dx=10mm, dy=10mm
Maximum value of SAR (interpolated) = 0.682 mW/g

Left, Cheek/Zoom Scan (5x5x7)/Cube 0: Measurement grid: dx=7mm, dy=7mm, dz=5mm
Reference Value = 18.4 V/m; Power Drift = -0.1 dB
Peak SAR (extrapolated) = 0.949 W/kg
SAR(1 g) = 0.605 mW/g; SAR(10 g) = 0.364 mW/g
Maximum value of SAR (measured) = 0.663 mW/g

Left, Cheek/Z Scan (1x1x16): Measurement grid: dx=20mm, dy=20mm, dz=20mm
Maximum value of SAR (interpolated) = 0.163 mW/g

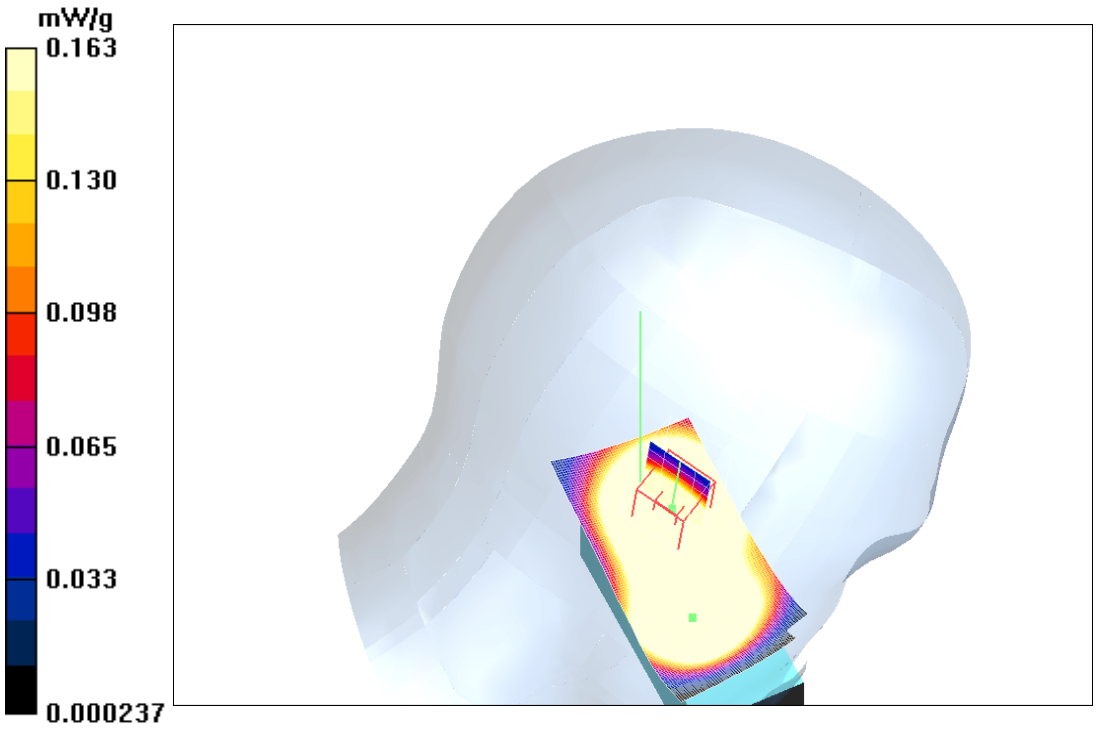

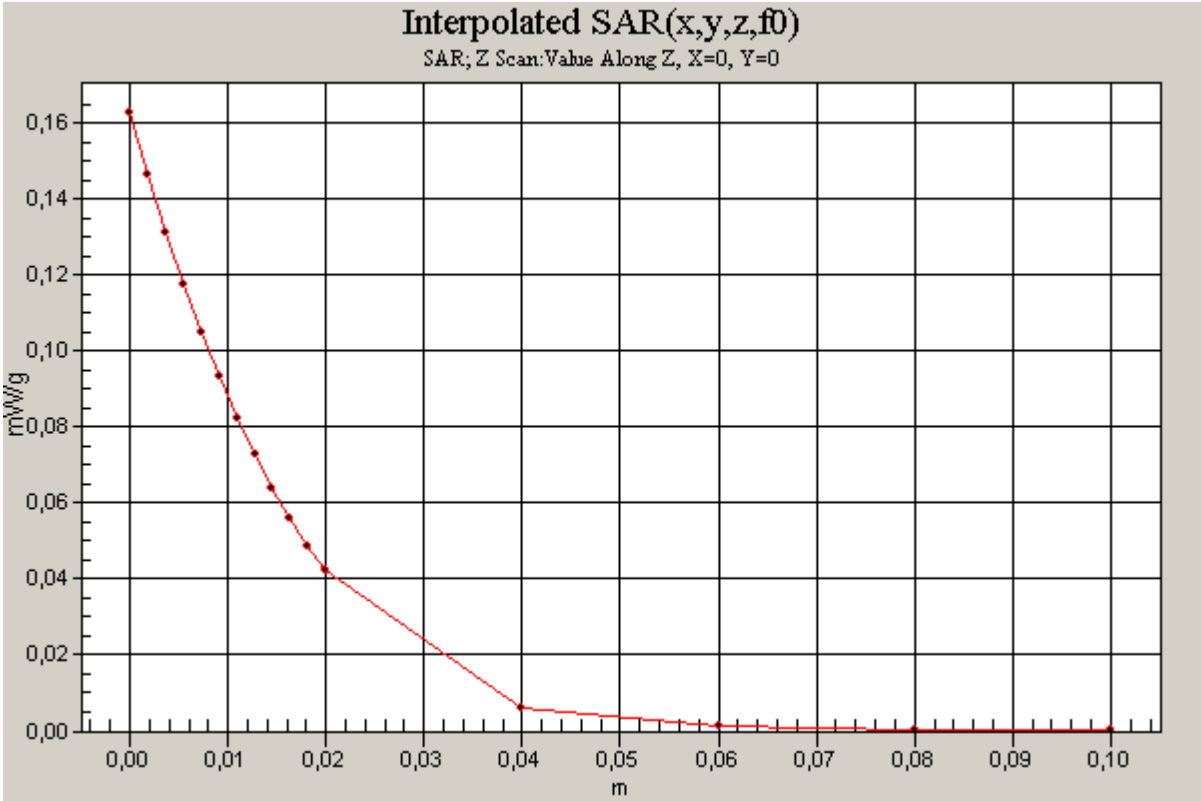
Interpolated SAR(x,y,z,f0)
SAR; Z Scan:Value Along Z, X=0, Y=0
mW/g
0,16
0,14
0,12
0,10
0,08
0,06
0,04
0,02
0,00
0,00
0,01
0,02
0,03
0,04
0,05
0,06
0,07
0,08
0,09
0,10
m

Date/Time: 05/23/05 14:11:46

Test Laboratory: Sony Ericsson Mobile Communications
File Name: ch810_Right_Tilt_050523_RP.da4

DUT: PY7AD021022; Type: GSM 1900; Serial: #2890

Communication System: GSM 1900; Frequency: 1909.8 MHz;Duty Cycle: 1:8.3
Medium parameters used (extrapolated): f = 1909.8 MHz; σ = 1.48 mho/m; ε_r = 39.5; ρ = 1000 kg/m^3
Phantom section: Right Section

DASY4 Configuration:
- Probe: ET3DV6 - SN1815; ConvF(5.31, 5.31, 5.31); Calibrated: 2005-01-20
- Sensor-Surface: 4mm (Mechanical And Optical Surface Detection)
- Electronics: DAE4 Sn640; Calibrated: 2004-10-12
- Phantom: SAM 5; Type: SAM; Serial: 1352
- Measurement SW: DASY4, V4.4 Build 3; Postprocessing SW: SEMCAD, V1.8 Build 130

Right,Tilt/Area Scan (61x121x1): Measurement grid: dx=10mm, dy=10mm

Maximum value of SAR (interpolated) = 0.335 mW/g

Right,Tilt/Zoom Scan (5x5x7)/Cube 0: Measurement grid: dx=7mm, dy=7mm, dz=5mm
Reference Value = 15.4 V/m; Power Drift = -0.0 dB
Peak SAR (extrapolated) = 0.465 W/kg
SAR(1 g) = 0.303 mW/g; SAR(10 g) = 0.178 mW/g

Maximum value of SAR (measured) = 0.331 mW/g

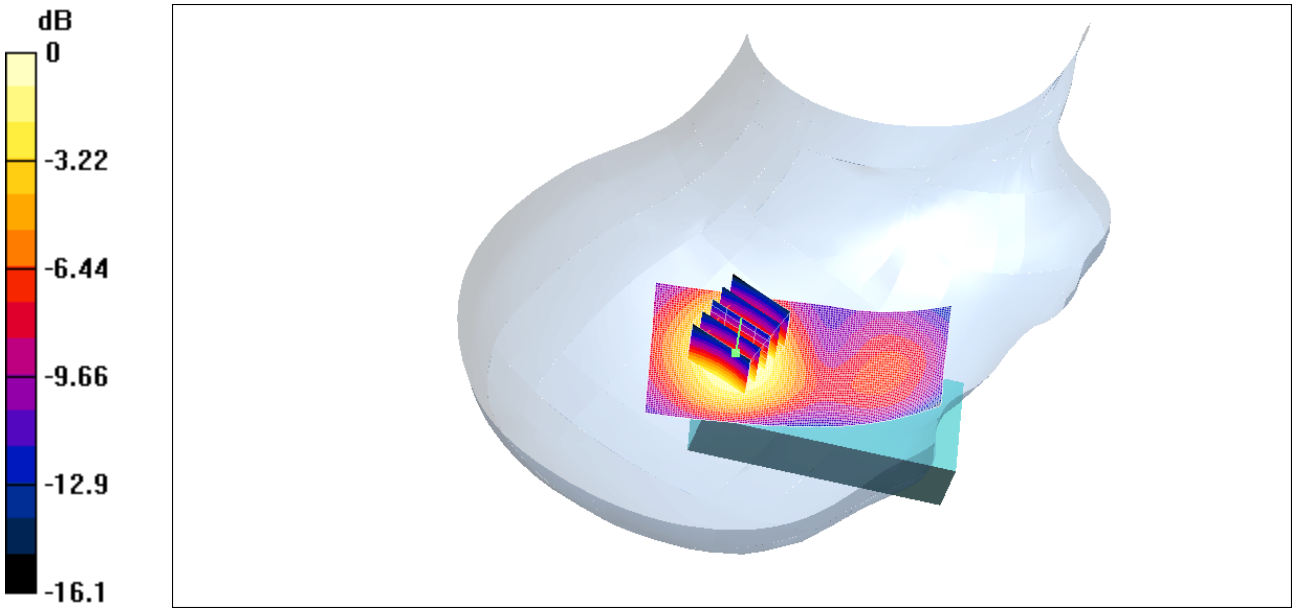

0 dB = 0.331mW/g

Date/Time: 05/24/05 09:47:37

Test Laboratory: Sony Ericsson Mobile Communications
File Name: ch661_GPRS_2Slot_15mm_050524_RP.da4

DUT: PY7AD021022; Type: GSM 1900; Serial: #2890

Communication System: GSM1900_GPRS; Frequency: 1880 MHz;Duty Cycle: 1:4.15
Medium parameters used: f = 1880 MHz; σ = 1.46 mho/m; ε_r = 50.8; ρ = 1000 kg/m^3
Phantom section: Flat Section

DASY4 Configuration:
- Probe: ET3DV6 - SN1815; ConvF(4.69, 4.69, 4.69); Calibrated: 2005-01-20
- Sensor-Surface: 4mm (Mechanical And Optical Surface Detection)
- Electronics: DAE4 Sn640; Calibrated: 2004-10-12
- Phantom: SAM 5; Type: SAM; Serial: 1352
- Measurement SW: DASY4, V4.4 Build 3; Postprocessing SW: SEMCAD, V1.8 Build 130

Flat, 15mm/Area Scan (61x131x1): Measurement grid: dx=10mm, dy=10mm
Maximum value of SAR (interpolated) = 0.616 mW/g

Flat, 15mm/Zoom Scan (5x5x7)/Cube 0: Measurement grid: dx=7mm, dy=7mm, dz=5mm
Reference Value = 17 V/m; Power Drift = -0.2 dB
Peak SAR (extrapolated) = 0.897 W/kg
SAR(1 g) = 0.556 mW/g; SAR(10 g) = 0.330 mW/g
Maximum value of SAR (measured) = 0.611 mW/g

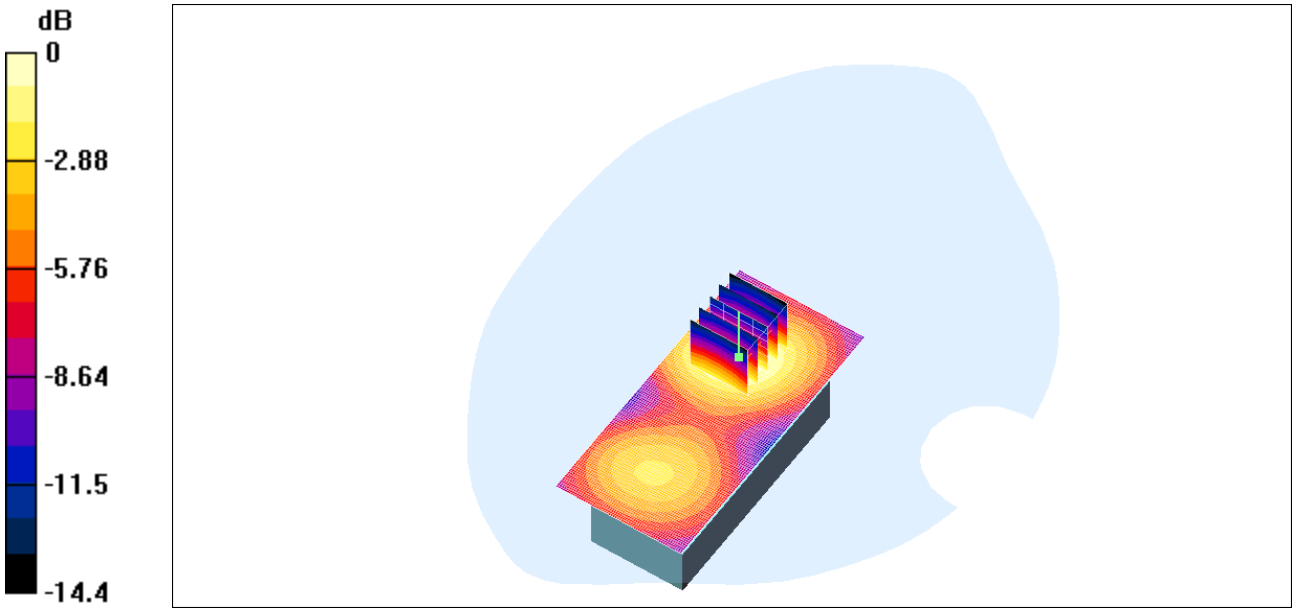

0 dB = 0.611mW/g

Date/Time: 05/24/05 10:45:12

Test Laboratory: Sony Ericsson Mobile Communications
File Name: ch512_GPRS_2Slot_Front_15mm_050524_RP.da4

DUT: PY7AD021022; Type: GSM 1900; Serial: #2890

Communication System: GSM1900_GPRS; Frequency: 1850.2 MHz;Duty Cycle: 1:4.15
Medium parameters used: f = 1850.2 MHz; σ = 1.43 mho/m; ε_r = 50.9; ρ = 1000 kg/m^3
Phantom section: Flat Section

DASY4 Configuration:
- Probe: ET3DV6 - SN1815; ConvF(4.69, 4.69, 4.69); Calibrated: 2005-01-20
- Sensor-Surface: 4mm (Mechanical And Optical Surface Detection)
- Electronics: DAE4 Sn640; Calibrated: 2004-10-12
- Phantom: SAM 5; Type: SAM; Serial: 1352
- Measurement SW: DASY4, V4.4 Build 3; Postprocessing SW: SEMCAD, V1.8 Build 130

Flat, 15mm/Area Scan (61x131x1): Measurement grid: dx=10mm, dy=10mm
Maximum value of SAR (interpolated) = 0.426 mW/g

Flat, 15mm/Zoom Scan (5x5x7)/Cube 0: Measurement grid: dx=7mm, dy=7mm, dz=5mm
Reference Value = 15.2 V/m; Power Drift = -0.1 dB
Peak SAR (extrapolated) = 0.549 W/kg
SAR(1 g) = 0.382 mW/g; SAR(10 g) = 0.245 mW/g
Maximum value of SAR (measured) = 0.411 mW/g

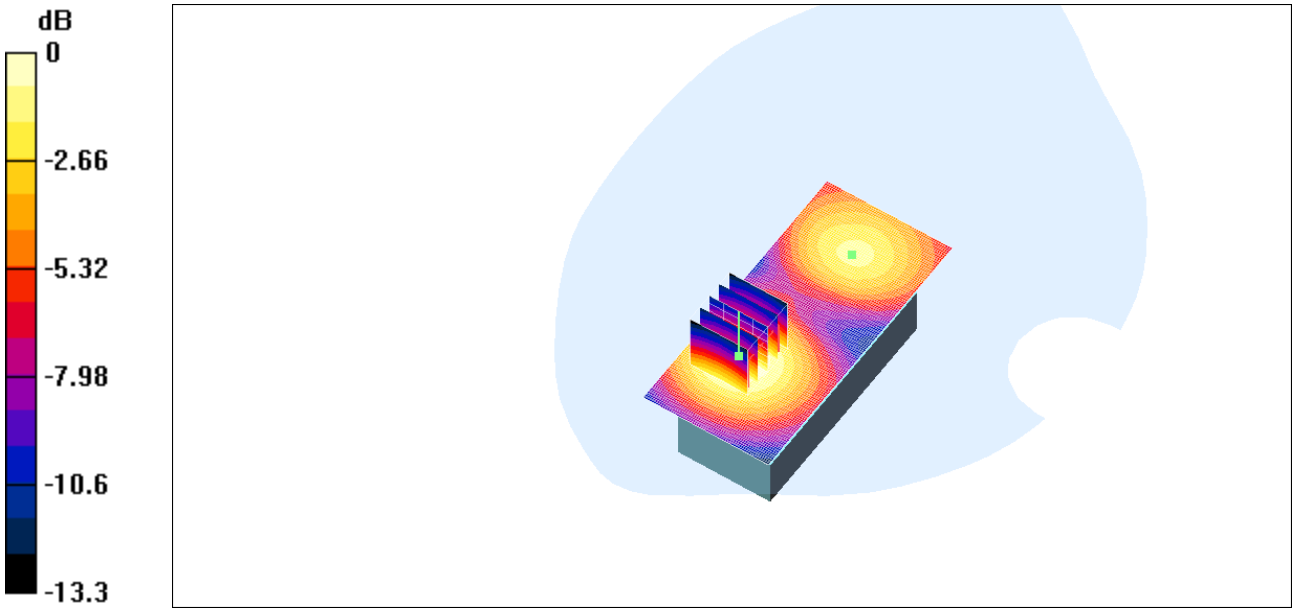

0 dB = 0.411mW/g

Date/Time: 05/24/05 09:25:17

Test Laboratory: Sony Ericsson Mobile Communications
File Name: ch512_GPRS_2Slot_15mm_050524_RP.da4

DUT: PY7AD021022; Type: GSM 1900; Serial: #2890

Communication System: GSM1900_GPRS; Frequency: 1850.2 MHz;Duty Cycle: 1:4.15
Medium parameters used: f = 1850.2 MHz; σ = 1.43 mho/m; ε_r = 50.9; ρ = 1000 kg/m^3
Phantom section: Flat Section

DASY4 Configuration:
- Probe: ET3DV6 - SN1815; ConvF(4.69, 4.69, 4.69); Calibrated: 2005-01-20
- Sensor-Surface: 4mm (Mechanical And Optical Surface Detection)Sensor-Surface: 0mm (Fix Surface)
- Electronics: DAE4 Sn640; Calibrated: 2004-10-12
- Phantom: SAM 5; Type: SAM; Serial: 1352
- Measurement SW: DASY4, V4.4 Build 3; Postprocessing SW: SEMCAD, V1.8 Build 130

Flat, 15mm/Area Scan (61x121x1): Measurement grid: dx=10mm, dy=10mm
Maximum value of SAR (interpolated) = 0.675 mW/g

Flat, 15mm/Zoom Scan (5x5x7)/Cube 0: Measurement grid: dx=7mm, dy=7mm, dz=5mm
Reference Value = 18.7 V/m; Power Drift = -0.2 dB
Peak SAR (extrapolated) = 0.965 W/kg
SAR(1 g) = 0.609 mW/g; SAR(10 g) = 0.364 mW/g
Maximum value of SAR (measured) = 0.664 mW/g

Flat, 15mm/Z Scan (1x1x16): Measurement grid: dx=20mm, dy=20mm, dz=20mm
Maximum value of SAR (interpolated) = 0.185 mW/g

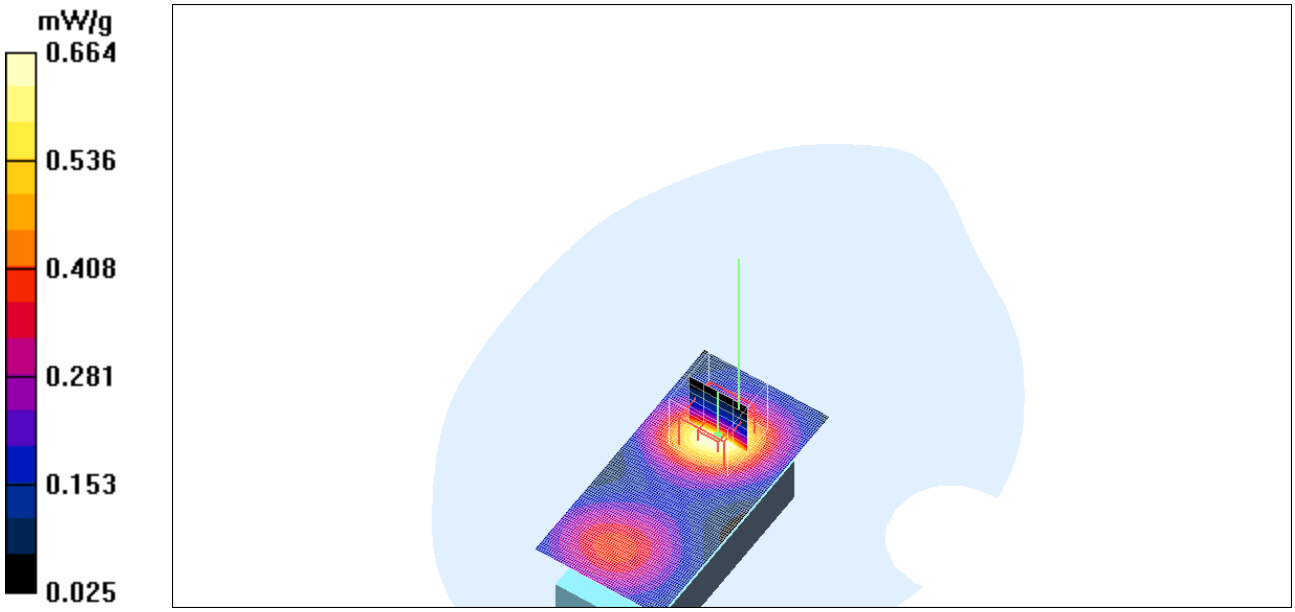

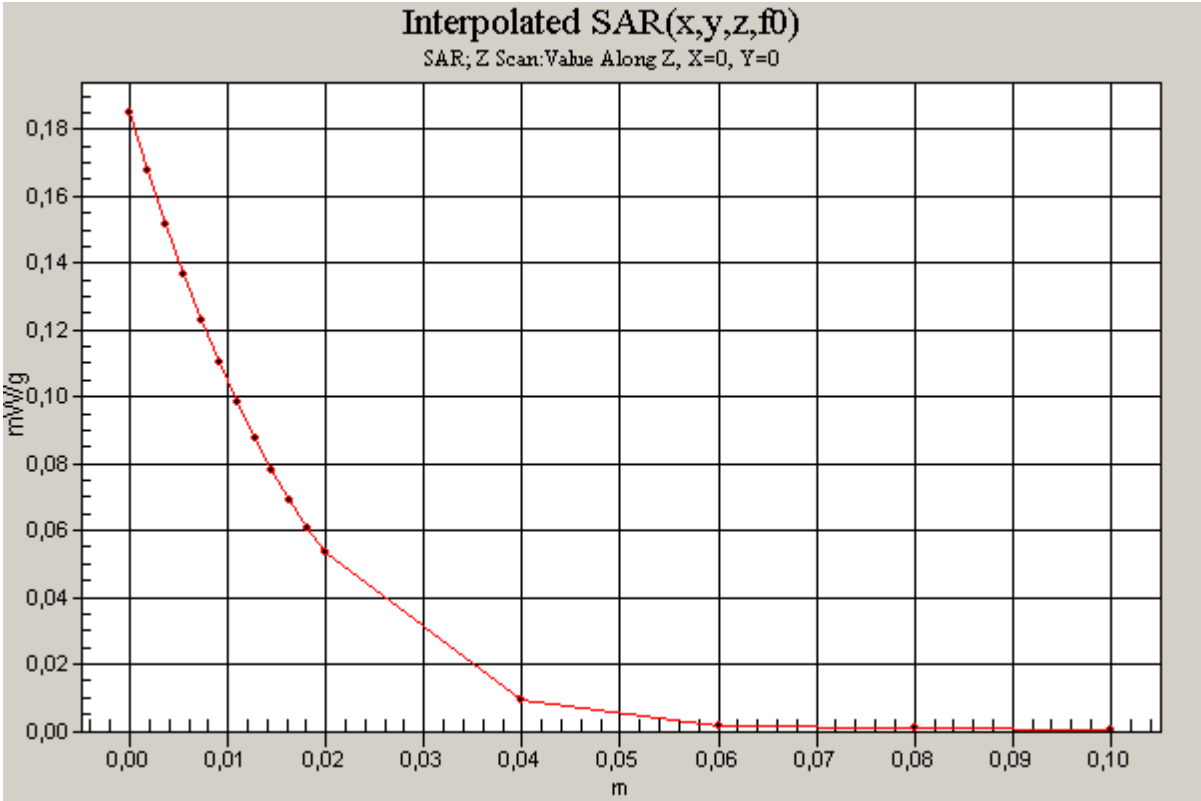
Interpolated SAR(x,y,z,f0)
SAR; Z Scan:Value Along Z, X=0, Y=0
mW/g
0,18
0,16
0,14
0,12
0,10
0,08
0,06
0,04
0,02
0,00
0,00
0,01
0,02
0,03
0,04
0,05
0,06
0,07
0,08
0,09
0,10
m

Date/Time: 05/24/05 10:10:42

Test Laboratory: Sony Ericsson Mobile Communications
File Name: ch810_GPRS_2Slot_15mm_050524_RP.da4

DUT: PY7AD021022; Type: GSM 1900; Serial: #2890

Communication System: GSM1900_GPRS; Frequency: 1909.8 MHz;Duty Cycle: 1:4.15
Medium parameters used: f = 1909.8 MHz; σ = 1.5 mho/m; ε_r = 50.8; ρ = 1000 kg/m^3
Phantom section: Flat Section

DASY4 Configuration:
- Probe: ET3DV6 - SN1815; ConvF(4.69, 4.69, 4.69); Calibrated: 2005-01-20
- Sensor-Surface: 4mm (Mechanical And Optical Surface Detection)
- Electronics: DAE4 Sn640; Calibrated: 2004-10-12
- Phantom: SAM 5; Type: SAM; Serial: 1352
- Measurement SW: DASY4, V4.4 Build 3; Postprocessing SW: SEMCAD, V1.8 Build 130

Flat, 15mm/Area Scan (61x131x1): Measurement grid: dx=10mm, dy=10mm
Maximum value of SAR (interpolated) = 0.501 mW/g

Flat, 15mm/Zoom Scan (5x5x7)/Cube 0: Measurement grid: dx=7mm, dy=7mm, dz=5mm
Reference Value = 14.7 V/m; Power Drift = -0.1 dB
Peak SAR (extrapolated) = 0.737 W/kg
SAR(1 g) = 0.456 mW/g; SAR(10 g) = 0.271 mW/g
Maximum value of SAR (measured) = 0.496 mW/g

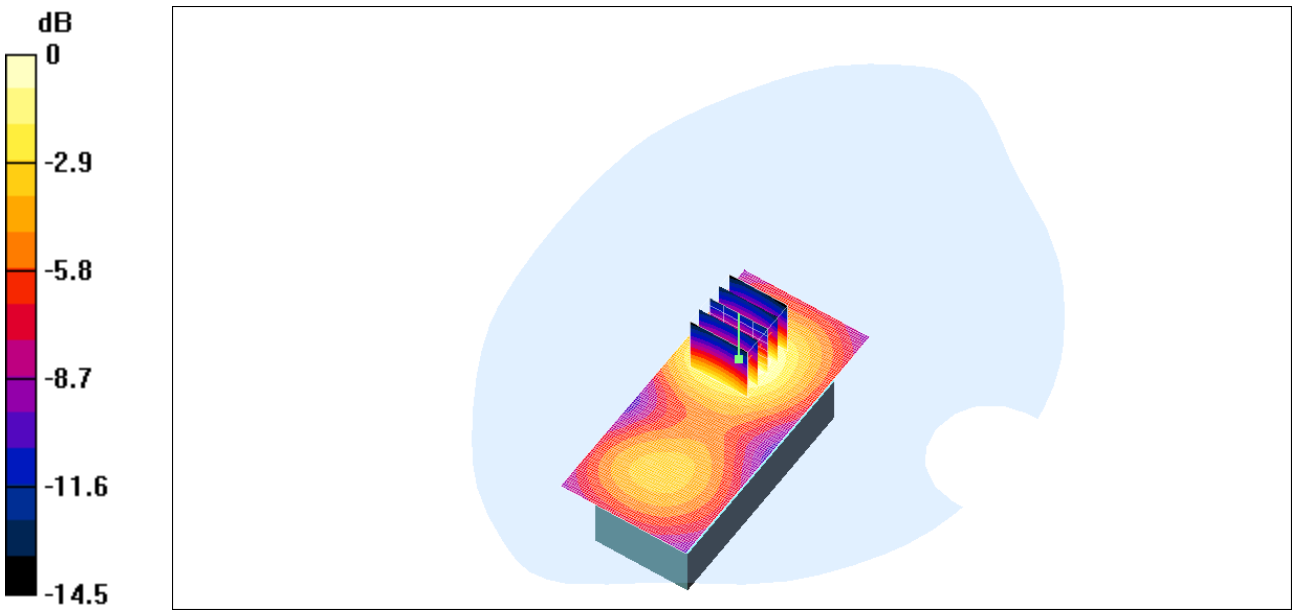

0 dB = 0.496mW/g

Date/Time: 05/24/05 12:29:43

Test Laboratory: Sony Ericsson Mobile Communications
File Name: ch661_Body_HFCable_15mm_050524_RP.da4

DUT: PY7AD021022; Type: GSM 1900; Serial: #2890

Communication System: GSM 1900; Frequency: 1880 MHz;Duty Cycle: 1:8.3
Medium parameters used: f = 1880 MHz; σ = 1.46 mho/m; ε_r = 50.8; ρ = 1000 kg/m^3
Phantom section: Flat Section

DASY4 Configuration:
- Probe: ET3DV6 - SN1815; ConvF(4.69, 4.69, 4.69); Calibrated: 2005-01-20
- Sensor-Surface: 4mm (Mechanical And Optical Surface Detection)
- Electronics: DAE4 Sn640; Calibrated: 2004-10-12
- Phantom: SAM 5; Type: SAM; Serial: 1352
- Measurement SW: DASY4, V4.4 Build 3; Postprocessing SW: SEMCAD, V1.8 Build 130

Flat, 15mm/Area Scan (61x131x1): Measurement grid: dx=10mm, dy=10mm
Maximum value of SAR (interpolated) = 0.249 mW/g

Flat, 15mm/Zoom Scan (5x5x7)/Cube 0: Measurement grid: dx=7mm, dy=7mm, dz=5mm
Reference Value = 11.5 V/m; Power Drift = -0.1 dB
Peak SAR (extrapolated) = 0.372 W/kg
SAR(1 g) = 0.228 mW/g; SAR(10 g) = 0.135 mW/g
Maximum value of SAR (measured) = 0.248 mW/g

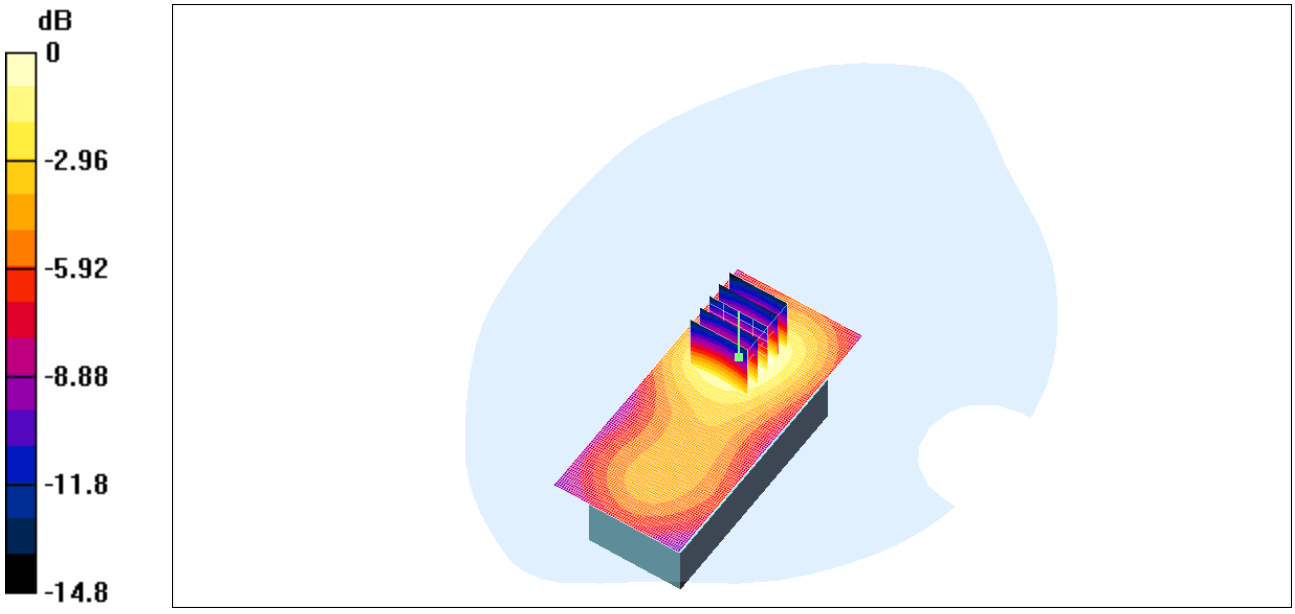

0 dB = 0.248mW/g

Date/Time: 05/24/05 13:10:27

Test Laboratory: Sony Ericsson Mobile Communications
File Name: ch512_Body_HFCable_Front_15mm_050524_RP.da4

DUT: PY7AD021022; Type: GSM 1900; Serial: #2890

Communication System: GSM 1900; Frequency: 1850.2 MHz;Duty Cycle: 1:8.3
Medium parameters used: f = 1850.2 MHz; σ = 1.43 mho/m; ε_r = 50.9; ρ = 1000 kg/m^3
Phantom section: Flat Section

DASY4 Configuration:
- Probe: ET3DV6 - SN1815; ConvF(4.69, 4.69, 4.69); Calibrated: 2005-01-20
- Sensor-Surface: 4mm (Mechanical And Optical Surface Detection)
- Electronics: DAE4 Sn640; Calibrated: 2004-10-12
- Phantom: SAM 5; Type: SAM; Serial: 1352
- Measurement SW: DASY4, V4.4 Build 3; Postprocessing SW: SEMCAD, V1.8 Build 130

Flat, 15mm/Area Scan (61x131x1): Measurement grid: dx=10mm, dy=10mm
Maximum value of SAR (interpolated) = 0.146 mW/g

Flat, 15mm/Zoom Scan (5x5x7)/Cube 0: Measurement grid: dx=7mm, dy=7mm, dz=5mm
Reference Value = 7.35 V/m; Power Drift = -0.1 dB
Peak SAR (extrapolated) = 0.190 W/kg
SAR(1 g) = 0.135 mW/g; SAR(10 g) = 0.088 mW/g
Maximum value of SAR (measured) = 0.145 mW/g

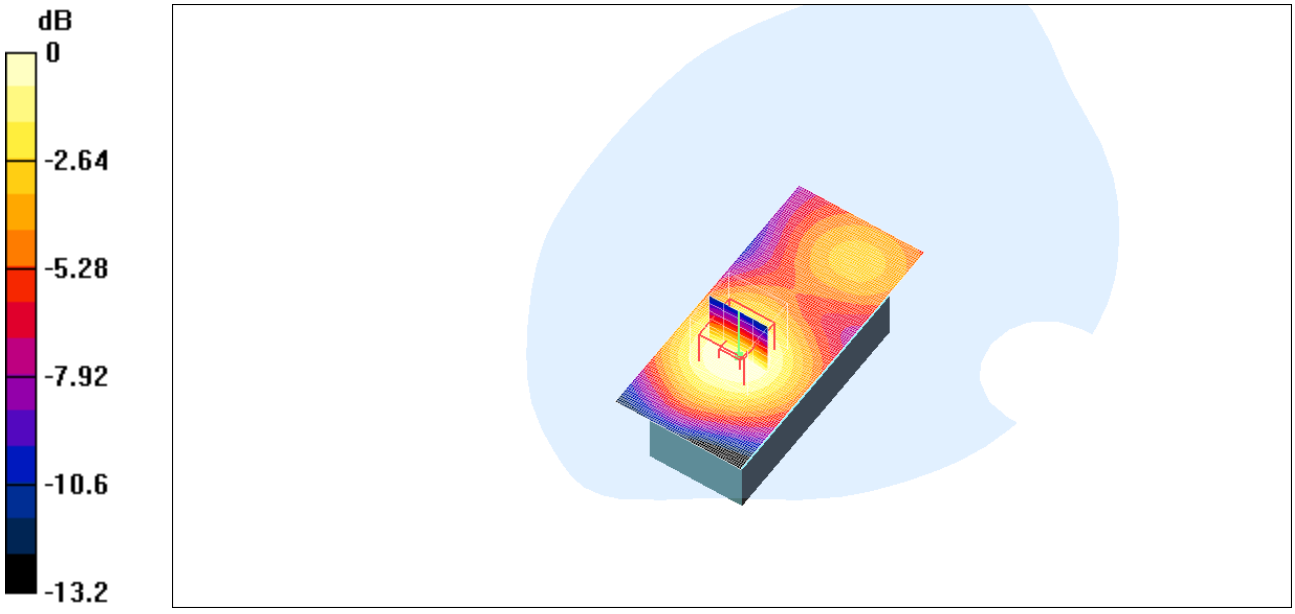

0 dB = 0.145mW/g

Date/Time: 05/24/05 12:07:10

Test Laboratory: Sony Ericsson Mobile Communications
File Name: ch512_Body_HFCable_15mm_050524_RP.da4

DUT: PY7AD021022; Type: GSM 1900; Serial: #2890

Communication System: GSM 1900; Frequency: 1850.2 MHz;Duty Cycle: 1:8.3
Medium parameters used: f = 1850.2 MHz; σ = 1.43 mho/m; ε_r = 50.9; ρ = 1000 kg/m^3
Phantom section: Flat Section

DASY4 Configuration:
- Probe: ET3DV6 - SN1815; ConvF(4.69, 4.69, 4.69); Calibrated: 2005-01-20
- Sensor-Surface: 4mm (Mechanical And Optical Surface Detection)
- Electronics: DAE4 Sn640; Calibrated: 2004-10-12
- Phantom: SAM 5; Type: SAM; Serial: 1352
- Measurement SW: DASY4, V4.4 Build 3; Postprocessing SW: SEMCAD, V1.8 Build 130

Flat, 15mm/Area Scan (61x131x1): Measurement grid: dx=10mm, dy=10mm
Maximum value of SAR (interpolated) = 0.302 mW/g

Flat, 15mm/Zoom Scan (5x5x7)/Cube 0: Measurement grid: dx=7mm, dy=7mm, dz=5mm
Reference Value = 13.3 V/m; Power Drift = -0.1 dB
Peak SAR (extrapolated) = 0.447 W/kg
SAR(1 g) = 0.273 mW/g; SAR(10 g) = 0.161 mW/g
Maximum value of SAR (measured) = 0.299 mW/g

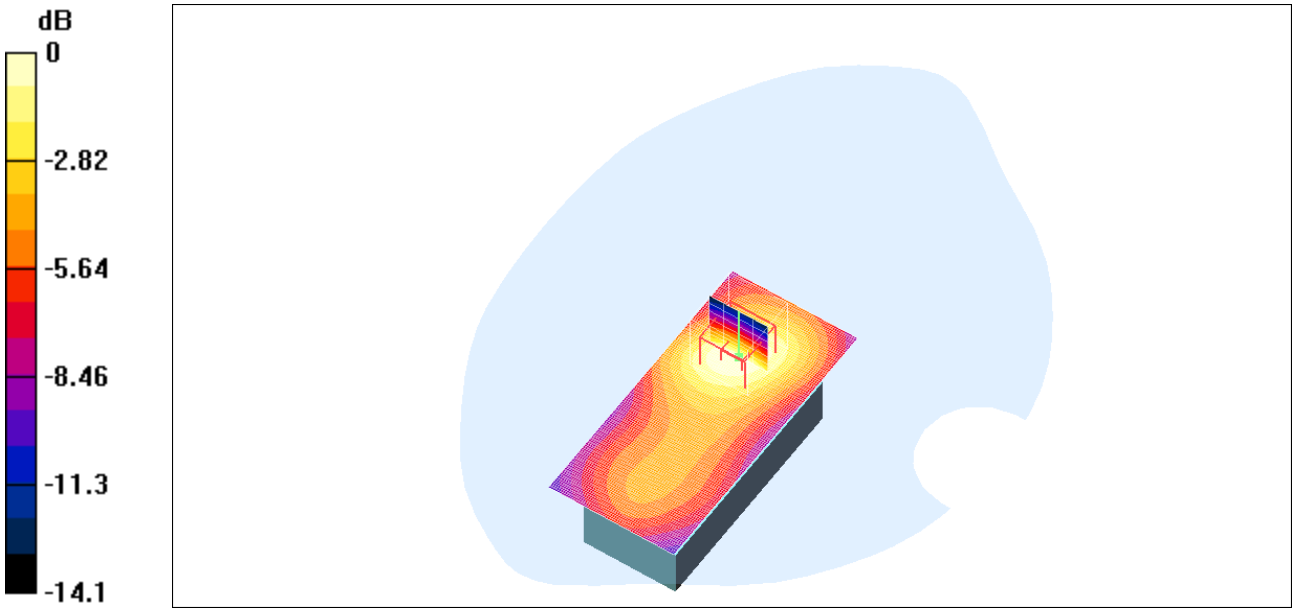

0 dB = 0.299mW/g

Date/Time: 05/24/05 13:30:00

Test Laboratory: Sony Ericsson Mobile Communications
File Name: ch512_Body_BT_15mm_050524_RP.da4

DUT: PY7AD021022; Type: GSM 1900; Serial: #2890

Communication System: GSM 1900; Frequency: 1850.2 MHz;Duty Cycle: 1:8.3
Medium parameters used: f = 1850.2 MHz; σ = 1.43 mho/m; ε_r = 50.9; ρ = 1000 kg/m^3
Phantom section: Flat Section

DASY4 Configuration:
- Probe: ET3DV6 - SN1815; ConvF(4.69, 4.69, 4.69); Calibrated: 2005-01-20
- Sensor-Surface: 4mm (Mechanical And Optical Surface Detection)
- Electronics: DAE4 Sn640; Calibrated: 2004-10-12
- Phantom: SAM 5; Type: SAM; Serial: 1352
- Measurement SW: DASY4, V4.4 Build 3; Postprocessing SW: SEMCAD, V1.8 Build 130

Flat, 15mm/Area Scan (61x131x1): Measurement grid: dx=10mm, dy=10mm
Maximum value of SAR (interpolated) = 0.310 mW/g

Flat, 15mm/Zoom Scan (5x5x7)/Cube 0: Measurement grid: dx=7mm, dy=7mm, dz=5mm
Reference Value = 13.2 V/m; Power Drift = -0.0 dB
Peak SAR (extrapolated) = 0.450 W/kg
SAR(1 g) = 0.281 mW/g; SAR(10 g) = 0.168 mW/g
Maximum value of SAR (measured) = 0.308 mW/g

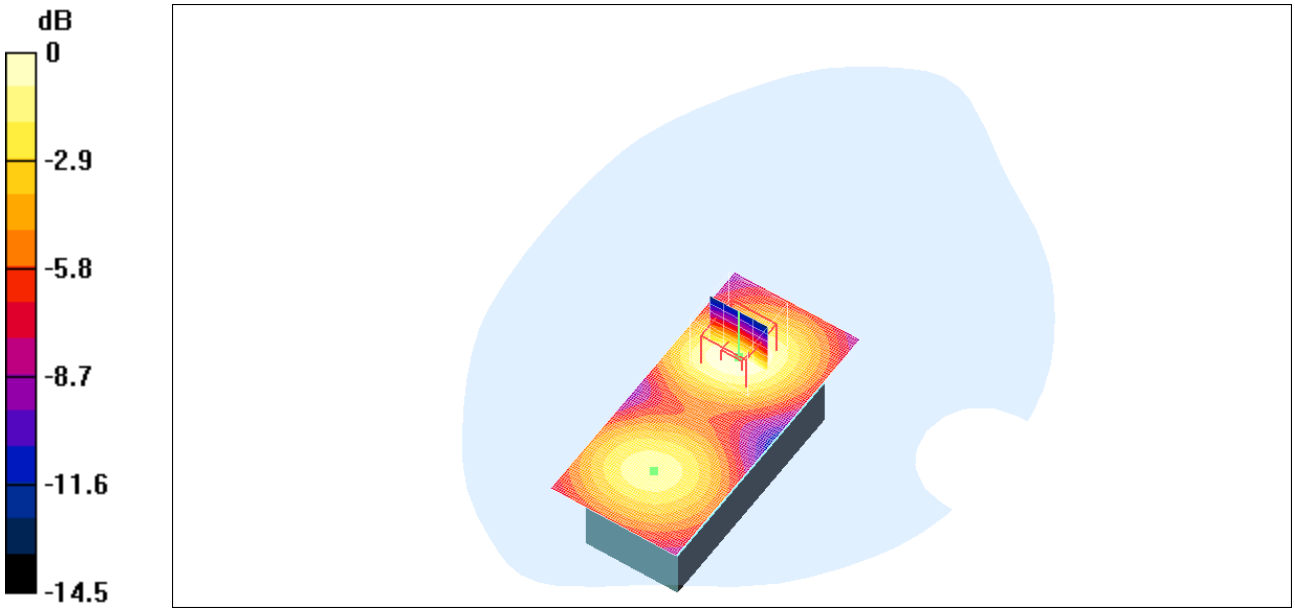

0 dB = 0.308mW/g

Date/Time: 05/24/05 12:50:59

Test Laboratory: Sony Ericsson Mobile Communications
File Name: ch810_Body_HFCable_15mm_050524_RP.da4

DUT: PY7AD021022; Type: GSM 1900; Serial: #2890

Communication System: GSM 1900; Frequency: 1909.8 MHz;Duty Cycle: 1:8.3
Medium parameters used: f = 1909.8 MHz; σ = 1.5 mho/m; ε_r = 50.8; ρ = 1000 kg/m^3
Phantom section: Flat Section

DASY4 Configuration:
- Probe: ET3DV6 - SN1815; ConvF(4.69, 4.69, 4.69); Calibrated: 2005-01-20
- Sensor-Surface: 4mm (Mechanical And Optical Surface Detection)
- Electronics: DAE4 Sn640; Calibrated: 2004-10-12
- Phantom: SAM 5; Type: SAM; Serial: 1352
- Measurement SW: DASY4, V4.4 Build 3; Postprocessing SW: SEMCAD, V1.8 Build 130

Flat, 15mm/Area Scan (61x131x1): Measurement grid: dx=10mm, dy=10mm
Maximum value of SAR (interpolated) = 0.201 mW/g

Flat, 15mm/Zoom Scan (5x5x7)/Cube 0: Measurement grid: dx=7mm, dy=7mm, dz=5mm
Reference Value = 9.93 V/m; Power Drift = -0.0 dB
Peak SAR (extrapolated) = 0.305 W/kg
SAR(1 g) = 0.185 mW/g; SAR(10 g) = 0.111 mW/g
Maximum value of SAR (measured) = 0.201 mW/g

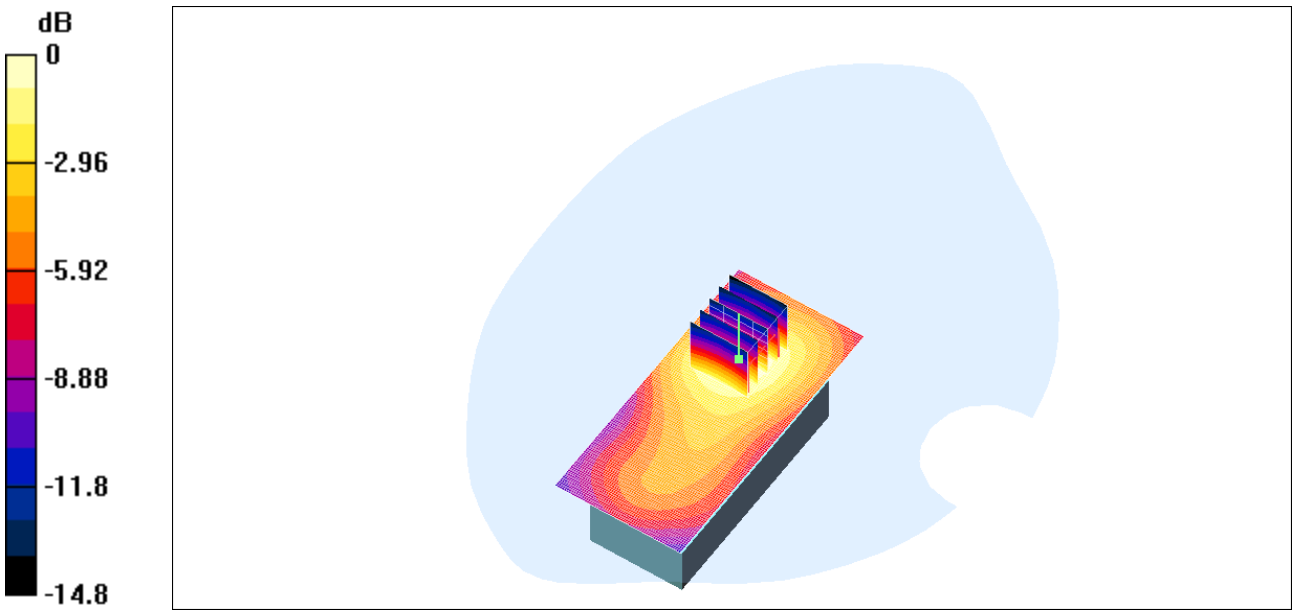

0 dB = 0.201mW/g