Recognized by the
Federal Communications Commission
**Anechoic chamber registration no.: 90462 (FCC)**
**Anechoic chamber registration no.: 3463 (IC)**
TCB ID: DE 0001

Accredited by the
German Accreditation Council
DAR–Registration Number
DAT-P-176/94-D1

Independent ETSI
compliance test house

# Accredited Bluetooth® Test Facility (BQTF)

| | | |
|---|---|---|
| **Annex to Test report no.** | **:** | **2-4239-19-02/06** |
| **Applicant** | **:** | **Sony Ericsson Mobile Communication** |
| **Test Standard** | **:** | **FCC Part 15 / RSS210** |

*The Bluetooth word mark and logos are owned by the Bluetooth SIG, Inc. and any use of such marks by Cetecom ICT is under license*

# Table of contents

**1 GENERAL INFORMATION ..... 3**

1.1. ADMINISTRATIVE DATA OF THE TEST FACILITY ..... 3

*1.1.1 Identification of the testing laboratory ..... 3*

1.2. NOTES ..... 3

1.3 DETAILS OF APPLICANT ..... 4

1.4 APPLICATION DETAILS ..... 4

1.5 TEST SET-UP DESCRIPTION ..... 5

1.6 TEST SPECIFICATIONS ..... 5

**2 STATEMENT OF COMPLIANCE ..... 6**

2.1 SUMMARY OF MEASUREMENT RESULTS ..... 6

*2.1.1 CFR 47 Part 15 Radio frequency devices ..... 6*

**3 MEASUREMENTS AND RESULTS ..... 7**

**4 ANNEX A: FCC PART 15 SUBPART B ..... 8**

4.1 CONDUCTED LIMITS ..... 8

4.2 RECEIVER SPURIOUS EMISSION RADIATED (IDLE MODE) ..... 12

**5 USED TESTEQUIPMENT ..... 16**

**6 ANNEX B: PHOTOGRAPHS OF TEST SITE ..... 20**

**7 ANNEX C: EXTERNAL PHOTOGRAPHS OF THE EQUIPMENT ..... 24**

**8 ANNEX D: INTERNAL PHOTOGRAPHS OF THE EQUIPMENT ..... 30**

# 1 General information

## 1.1. Administrative data of the test facility

### 1.1.1 Identification of the testing laboratory

| | |
|---|---|
| Company name: | Cetecom ICT Services GmbH |
| Address: | Untertürkheimerstr. 6-10<br>D-66117 Saarbruecken<br>Germany |
| Laboratory accreditation: | DAR-Registration No. DAT-P-176/94-D1<br>Bluetooth Qualification Test Facility (BQTF)<br><br>Federal Communications Commission (FCC)<br><br>Identification/Registration No : 90462 |
| Responsible for testing laboratory: | D. Hausknecht<br>Phone: +49 681 598 0<br>Fax: +49 681 598 9075<br>email: info@ict.cetecom.de |

## 1.2. Notes

The test results of this test report relate exclusively to the test item specified in 1.5. The CETECOM ICT Services GmbH does not assume responsibility for any conclusions and generalizations drawn from the test results with regard to other specimens or samples of the type of the equipment represented by the test item. The test report may only be reproduced or published in full. Reproduction or publication of extracts from the report requires the prior written approval of the CETECOM ICT Services GmbH.

.....
Responsible for test and test report
(D. Gillmann)

.....
Responsible for testing laboratory
(D. Hausknecht)

## 1.3 Details of Applicant

| | | |
|---|---|---|
| Name | : | Sony Ericsson Mobile Communication |
| Address | : | Nya Vattentornet |
| City | : | S- 22188 Lund |
| Country | : | Sweden |
| Phone | : | + 46 (0) 70 5757 380 |
| Fax | : | + 46 (0) 46 19 32 95 |
| Contact | : | Mr. Peter Lindeborg |
| Phone | : | + 46 (0) 70 5757 380 |
| Fax | : | + 46 (0) 46 19 32 95 |
| e-mail | : | peter.lindeborg@sonyericsson |

## 1.4 Application Details

| | | |
|---|---|---|
| Date of receipt of application | : | 2006-06-25 |
| Date of receipt of test item | : | 2006-05-26 |
| Date(s) of test | : | 2006-06-07 to 2006-06-08 |
| Date of report | : | 2006-06-08 |

## 1.5 Test Set-up Description

No.: 1 Standard charger CST - 75 with mobile AAF-1042012-BV

## 1.6 Test Specifications

| | |
|---|---|
| **FCC:** | **CFR Part 15** |
| **IC:** | **RSS 210, Issue 4** |

# 2 Statement of Compliance

No deviations from the technical specification(s) were ascertained in the course of the tests performed.

## 2.1 Summary of Measurement Results

### 2.1.1 CFR 47 Part 15 Radio frequency devices

| Section in this Report | Test Name | Verdict |
|---|---|---|
| 4.1 | Conducted limits | Pass |
| 4.2 | Receiver spurious emission radiated (Idle mode) | Pass |
| | | |
| | | |
| | | |
| | | |
| | | |

## 3 Measurements and results

The radiated measurements are performed in vertical and horizontal plane in the frequency range from 9 kHz to 20 GHz in semi-anechoic chambers. The EUT is positioned on a non-conductive support with a height of 0.80 m above a conductive ground plane that covers the whole chamber.
The receiving antennas are conform with specifications ANSI C63.2-1996 clause 15 and ANSI C63.4-2003 clause 4.1.5. These antennas can be moved over the height range between 1.0 m and 4.0 m in order to search for maximum field strength emitted from EUT. The measurement distances between EUT and receiving antennas are indicated in the test set-ups for the various frequency ranges. For each measurement, the EUT is rotated in all three axes until the maximum field strength is received.
The wanted and unwanted emissions are received by spectrum analysers where the detector modes and resolution bandwidths over various frequency ranges are set according to requirement ANSI C63.4-2003 clause 4.2.
Antennas are conform with ANSI C63.2-1996 item 15.

9 kHz – 150 kHz ,Quasi Peak measurement, 200 Hz Bandwidth, passive loop antenna.
150 kHz - 30 MHz: Quasi Peak measurement, 9kHz Bandwidth, passive loop antenna.
30 MHz - 200 MHz: Quasi Peak measurement, 120KHz Bandwidth, biconical antenna
200MHz - 1GHz: Quasi Peak measurement, 120KHz Bandwidth, log periodic antenna
>1GHz: Average, RBW 1MHz, VBW 10 Hz, wave guide horn

All measurement settings are according to FCC 15.109 and 15.107

# 4 Annex A: FCC Part 15 Subpart B

## 4.1 Conducted Limits

**Reference**

| | |
|---|---|
| FCC: | CFR Part 15.207, 15.107 |
| IC: | RSS 210, Issue 4, Section 6.6 , 7.4 |

**Limits:** § 15.107 / 15.207

| Frequency of Emission (MHz) | Conducted Limit (dBµV) | |
|---|---|---|
| | Quasi-peak | Average |
| 0.15 – 0.5 | 66 to 56 * | 56 to 46 * |
| 0.5 – 5 | 56 | 46 |
| 5 - 30 | 60 | 50 |

* Decreases with the logarithm of the frequency

| | | |
|---|---|---|
| EUT: | : | AC/DC Standard charger CST - 75 (with mobile AAF-1042012-BV) |
| Power AC (measured) | : | 115 V / 60 Hz |
| Manufacturer: | : | SonyEricsson |
| Operating Condition | : | Idle mode |
| Test Site: | : | Room 006 (Shielded chamber) |
| Operator: | : | Gillmann |

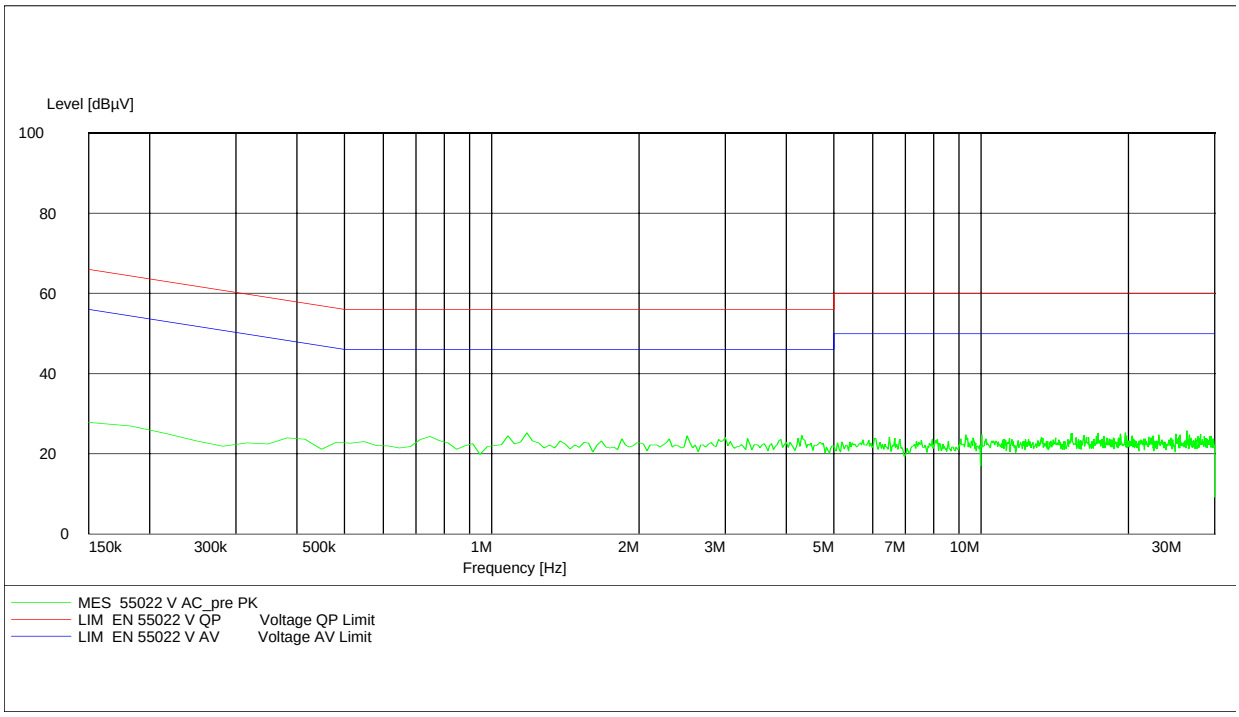


Upper Limit LINE CISPPR 22 QP
Lower Limit LINE CISPPR 22 AV

Setting : 150 kHz - 30 MHz: Quasi Peak measurement, 9kHz Bandwidth, L1 and N – system ( max. Hold)

| | | |
|---|---|---|
| EUT: | : | AC/DC Standard charger CST - 75<br>( with mobile AAF-1042012-BV ) |
| Power AC (measured) | : | 115 V / 60 Hz |
| Manufacturer: | : | SonyEricsson |
| Operating Condition | : | Traffic mode (Ch. 810) |
| Test Site: | : | Room 006 (Shielded chamber) |
| Operator: | : | Gillmann |

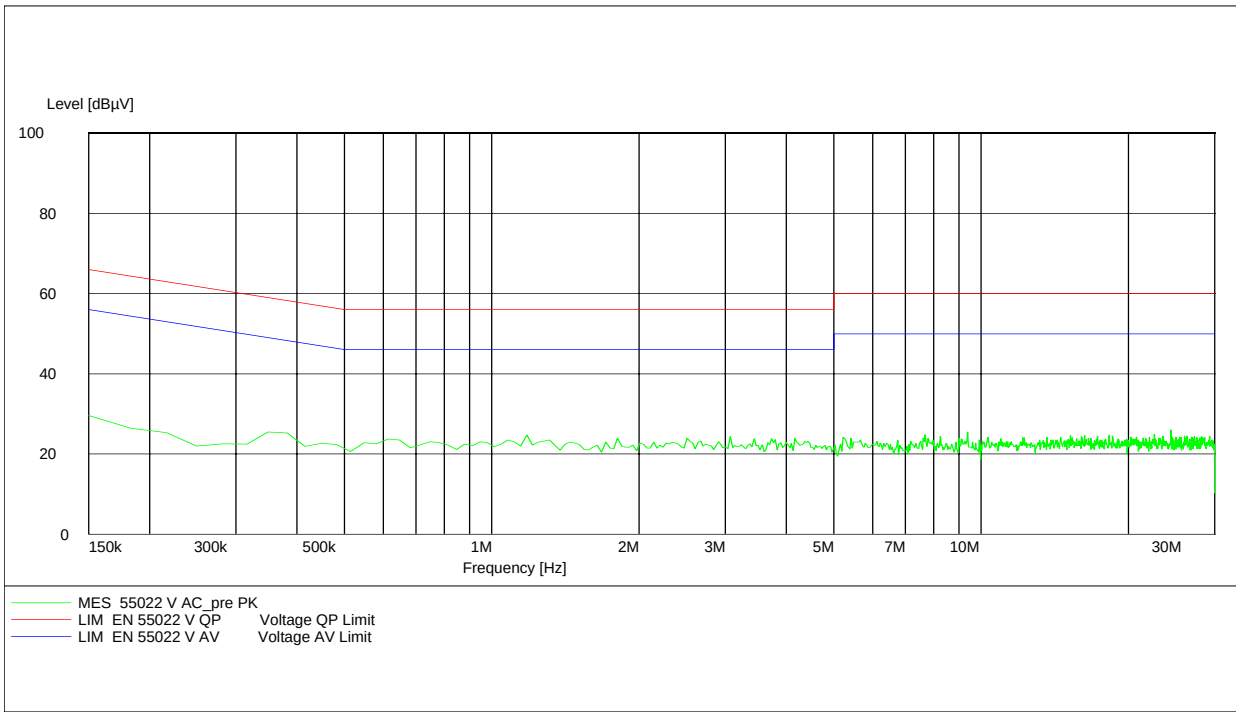


Upper Limit LINE CISPPR 22 QP
Lower Limit LINE CISPPR 22 AV

Setting : 150 kHz - 30 MHz: Quasi Peak measurement, 9kHz Bandwidth,
L1 and N – system ( max. Hold)

| | | |
|---|---|---|
| EUT: | : | AC/DC Standard charger CST - 75<br>( with mobile AAF-1042012-BV ) |
| Power AC (measured) | : | 115 V / 60 Hz |
| Manufacturer: | : | SonyEricsson |
| Operating Condition | : | Traffic mode (Ch. 189) |
| Test Site: | : | Room 006 (Shielded chamber) |
| Operator: | : | Gillmann |

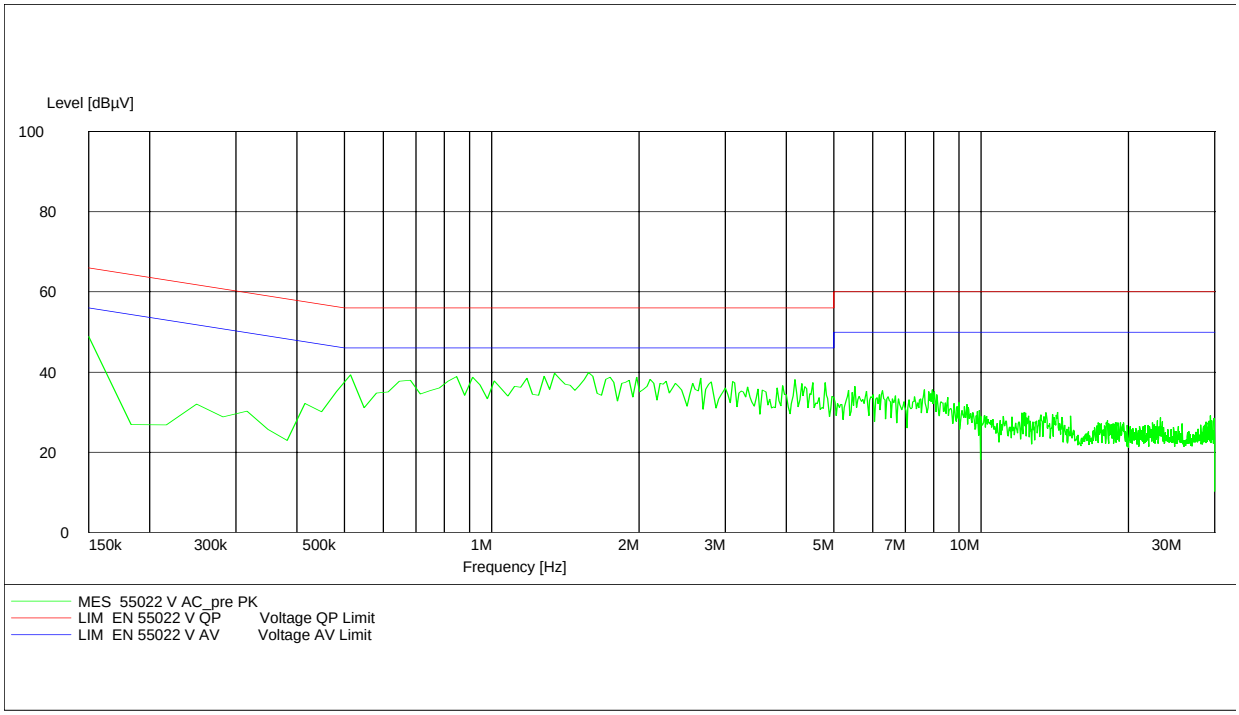


Upper Limit LINE CISPPR 22 QP
Lower Limit LINE CISPPR 22 AV

Setting : 150 kHz - 30 MHz: Quasi Peak measurement, 9kHz Bandwidth,
L1 and N – system ( max. Hold)

## 4.2 Receiver spurious emission radiated (Idle mode)

**Reference**

| | |
|---|---|
| FCC: | CFR Part SUBCLAUSE § 15.109 |
| IC: | RSS 210, Issue 5, Section 7.3 Receiver Spurious Emissions (Radiated) |

| SPURIOUS EMISSIONS LEVEL (µV/m) | | | | | | | | |
|---|---|---|---|---|---|---|---|---|
| | | | | | | | | |
| MHz | | | MHz | | | MHz | | |
| F [MHz] | Detector | Level [µV/m] | F [MHz] | Detector | Level [µV/m] | F [MHz] | Detector | Level [µV/m] |
| - | **No spurious found, or more than 15 dB under limit** | - | | | | | | |
| - | | - | | | | | | |
| - | | - | | | | | | |
| - | | - | | | | | | |
| - | | - | | | | | | |
| - | | - | | | | | | |
| - | | - | | | | | | |
| - | | - | | | | | | |
| Measurement uncertainty | | | ±3 dB | | | | | |

f < 1 GHz : RBW/VBW: 100 kHz f ≥ 1GHz : RBW/VBW: 1 MHz

**Limits** **SUBCLAUSE § 15.109**

| Frequency (MHz) | Field strength (µV/m) | Measurement distance (m) |
|---|---|---|
| 30 - 88 | 100 | 3 |
| 88 - 216 | 150 | 3 |
| 216 - 960 | 200 | 3 |
| above 960 | 500 | 3 |

**RX (30 MHz to 4 GHz)**

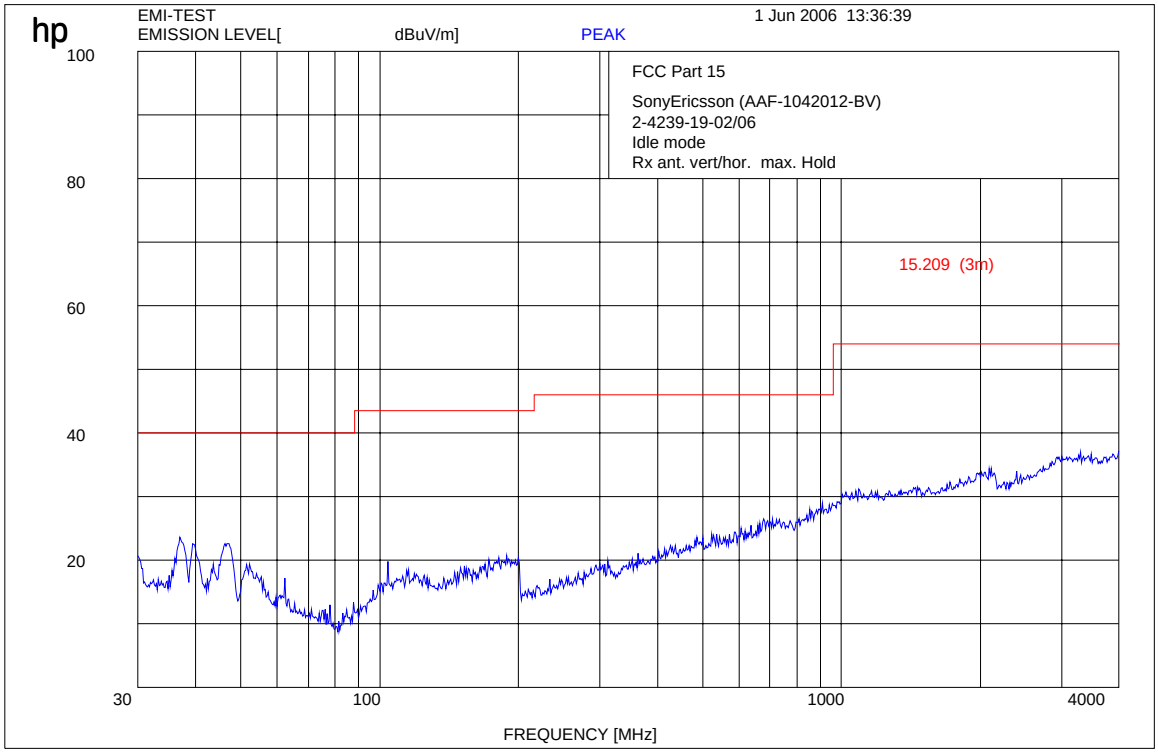

**RX (4 GHz to 12 GHz)**

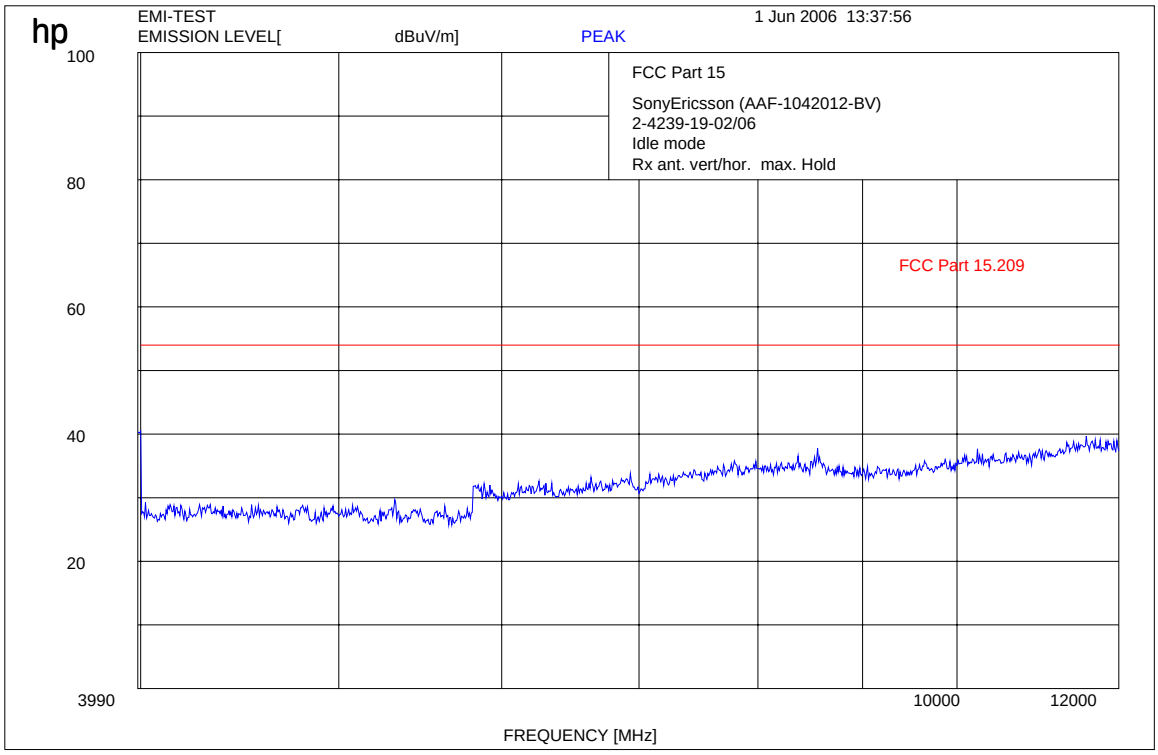

**RX (12 GHz to 25 GHz)**

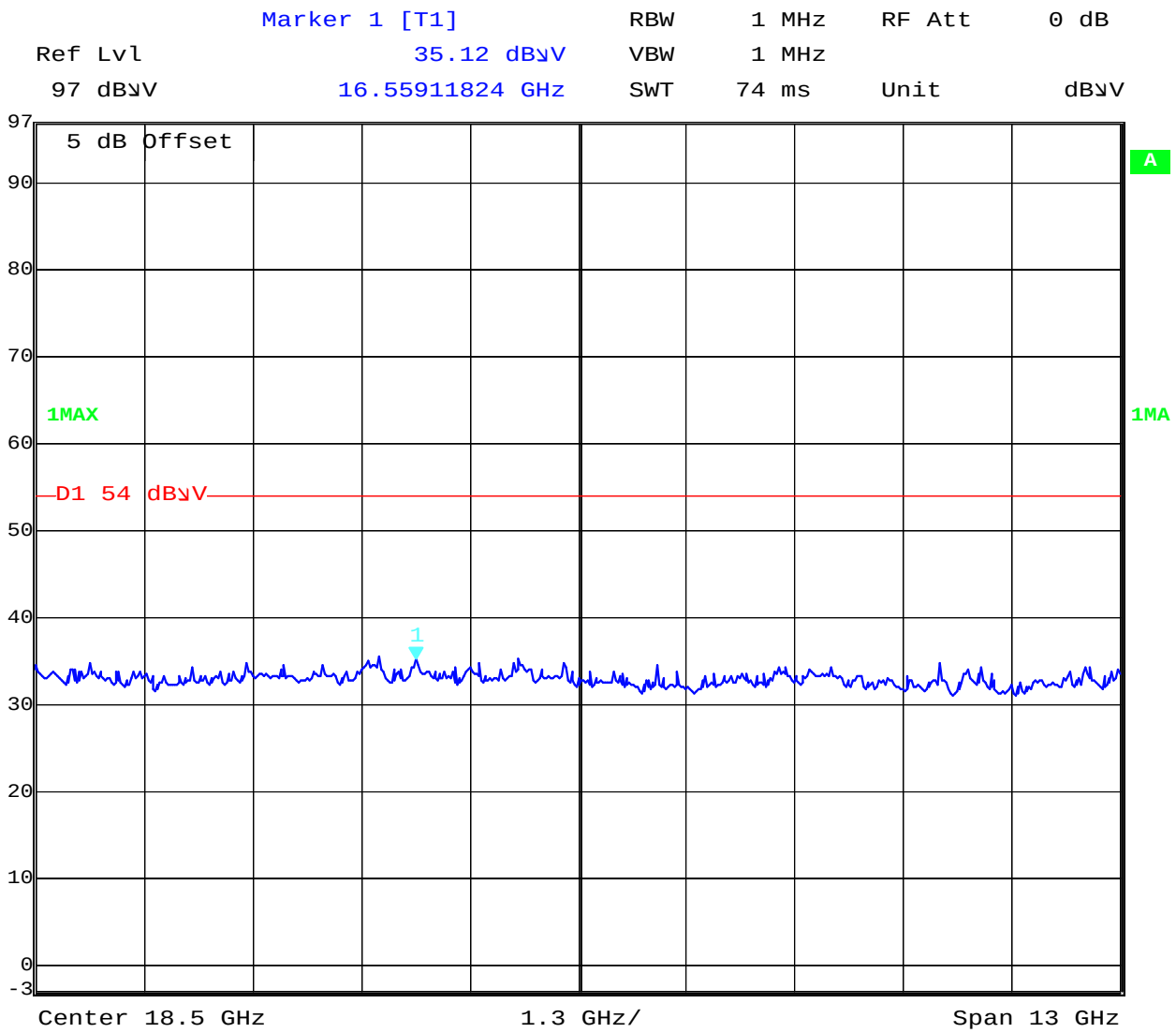


Date: 6.JUN.2006 11:12:11

## 5 Used Testequipment

| Device | Manufacturer | Type | S/N Number | Inv. No. Cetecom |
|---|---|---|---|---|
| Spektrum Analyser | HP | 8566B | 2747A05306 | 300001000 |
| Spektrum Analyser Display | HP | 85662A | 2816A16541 | 300002297 |
| Quasi-Peak-Adapter | HP | 85650A | 2811A01131 | 300000999 |
| Power Dupply | HP | 6032A | 2818A03450 | 300001040 |
| Power Attenuator | Byrd | 8325 | 1530 | 300001595 |
| Bikonical Antenna | EMCO | 3104 | 3758 | 300001602 |
| Log. Period. Antenna | EMCO | 3146 | 2130 | 300001603 |
| Double Ridged Antenna | EMCO | HP 3115P | 3088 | 300001032 |
| Active Loop Antenna | EMCO | 6502 | 2210 | 300001015 |
| Antenna VDE/FCC | | HP11965B | | 300002298 |
| SRM-Drive | HP | 9144A | 2823e46556 | 300001044 |
| Software | HP | EMI | | 300000983 |
| Busisolator | Kontron | | | 300001056 |
| Absorberhalle | MWB | | 87400/02 | 300000996 |
| Salzsäule | Kontron | | | 300001055 |
| Antenna | R&S | HMO20 | 832211/003 | 300002243 |
| Indukt.Tast Antenna | R&S | HFH 2 Z4 | 881468/026 | 300001464 |
| System-Rack | HP I.V. | 85900 | * | 300000222 |
| Spectrum Analyzer | HP | 8566B | 2747A05275 | 300000219 |
| Quasi-Peak-Adapter | HP | 85650A | 2811A01135 | 300000216 |
| RF-Preselector | HP | 85685A | 2837A00779 | 300000218 |
| Rahmen Antenne | R&S | HFH2-Z2 | 891847-35 | 300001169 |
| Leitungsteiler | HP | 11850C | | 300000997 |
| Breitband-Hornantenne EMI | HP | 35155P | | 300002300 |
| PC | HP | Vectra VL | | 300001688 |
| VHF Meßantenne | Schwarzbeck | VHA 9103 | | 300001778 |
| Spectrum Analyzer Display | HP | 85662A | 2816A16497 | 300001690 |
| VHF Meßantenna | Schwarzbeck | VHA 9103 | | 300001780 |
| Biconical Antenna | EMCO | 3104 C | 9909-4868 | 300002590 |

***SRD Laboratory:***

| *Device* | 300001207 | **Type** | **S/N Number** | **Inv. No. Cetecom** |
|---|---|---|---|---|
| Spectrum Analyzer | 300001208 | 494AP | B010241 | 300000863 |
| Spectrum Analyzer | HP | 71210A (70000) | 2731A02347 | 300000321 |
| Spectrum Analyzer Display | HP | 70206A | 2840A01553 | 300002017 |
| Reference Frequency | HP | 70310A | 2736A00707 | 300002018 |
| Local Oscillator | HP | 70900A | 2842A02221 | 300002019 |
| ZF-Modul 10Hz-300 kHz | HP | 70902A | 2840A02145 | 300002020 |
| ZF-Modul 100 kHz-3 MHz | HP | 70903A | 2835A01069 | 300002021 |
| HF-Teil für 71210A 100Hz- 22GHz | HP | 70908A | | 300002022 |
| Spectrum Analyzer 2 | HP | 85660B | 3138A07614 | |
| Spectrum Analyzer Display 2 | HP | 85662A | 3144A20627 | |

| | | | | |
|---|---|---|---|---|
| Signal Generator DC-600 KHz | HP | 8904A | 2822A01213 | 300001157 |
| Signal Generator DC-600 KHz | HP | 8904A | 2822A01214 | 300001158 |
| Powersupply | HP | 6038A | 3122A11097 | 300001204 |
| Netznachbildung | R&S | ESH3-Z5 | 828576/020 | 300001210 |
| Amplituden Controller | R&S | SMDU-Z2 | 871829/051 | 300002309 |
| Trenntrafo | Erfi | 913501 | | 300001205 |
| Trenntrafo | Grundig | RT5A | 9242 | 300001627 |
| Relais Matrix | HP | 3488A | 2719A15013 | 300001156 |
| Multimeter | Siemens | Multizet | | 300001102 |
| Peak Power Calibrator | HP | 8900B | | 300001084 |
| Schallgeber | Schomandl | SG 1 | 10159 | 300001209 |
| Schallgeber | Schomandl | SG 2 | 10176 | 300002473 |
| Filter | FSY Microwave | | | 300001206 |
| Attenuatorer | Pro Nova | | | 300002476 |
| Klimaschrank | Heraeus Voetsch | VUK04/500 | | 300001012 |
| Spectrum Analyzer 3 | HP | 8566A | 1925A00257 | 300001098 |
| Spectrum Analyzer Display 3 | HP | 85662 | 1925A00860 | 300002306 |
| Oszilloscope | Tektronix | 2432 | 110261 | 300001165 |
| Radiocom. Analyzer | R&S | CMTA 54 | 894043/010 | 300001175 |
| Powersupply | HP | 6038A | 2848A07027 | 300001174 |
| Signal Generator 0.01-1280 MHz | HP | 8662A | 2224A01012 | 300001110 |
| Signal Generator (Funktions) | R&S | AFGU | 862490/032 | 300001201 |
| Trenntrafo | Erfi | MPL | 91350 | 300001155 |
| Relais Matrix | R&S | PSU | 893285/020 | 300001173 |
| Power Meter | HP | 436A | 2101A12378 | 300001136 |
| Powersensor | HP | 8484A | 2237A10156 | 300001140 |
| Powersensor | HP | 8482A | 2237A06016 | 300001139 |
| Relais Matrix | R&S | PSU | 282628/004 | 300001214 |
| Powersupply | Zentro | | 2007 | 300001109 |
| Oszilloscope | Tektronix | 7633 | | 300001111 |
| Klimaschrank | Heraeus Voetsch | VUK04/500 | 32926 | 300001500 |
| Quasi-Peak Adapter | HP | 85650A | 2811A01204 | 300002308 |
| Radiocom. Analyzer | R&S | CMTA 84 | 894199/012 | 300001176 |
| Oszilloscope | HP | 54510A | 3022A02062 | 300001202 |
| Funkmeßplatz | Schomandl | FD1000 | 34982 | 300001115 |
| Signal Generator | R&S | SMPC | 882416/019 | 300001162 |
| Frequency counter | HP | 5340A | 2116A08138 | 300001104 |
| Power Meter | HP | 436A | 2031U01461 | 300001105 |
| Powersensor | HP | 8482A | | 300001106 |
| Powersensor | HP | 8484A | | 300001107 |
| Powersensor | HP | 8485A | | 300001108 |
| Powersupply | HP | 6038A | 2752A04866 | 300001161 |
| Reflectionsmeter | R&S | NAP | 879191 | 300001132 |
| Signal Generator NF | R&S | SPN | 880139/068 | 300001142 |
| Trenntrafo | Erfi | MPL | 91350 | 300001151 |
| Attenuator | JFW | 30 db | 1350h/104 | 300001703 |
| Attenuator | JFW | 10 db | 1350h/103 | 300001704 |
| Attenuator | JFW | 20 db | 1350h/106 | 300001705 |
| Attenuator | JFW | 20 db | 1350h/105 | 300001766 |
| Filter | Spinner | 153755 | | 300001791 |

| | | | | |
|---|---|---|---|---|
| Powersensor | HP | 8484A | 2237A10494 | 300001666 |
| Powersupply | HP | 6038A | 3122A11097 | 300001204 |
| Netznachbildung | R&S | ESH3-Z5 | 828576/020 | 300001210 |
| Amplituden Controller | R&S | SMDU-Z2 | 871829/051 | 300002309 |
| Trenntrafo | Erfi | 913501 | | 300001205 |
| Trenntrafo | Grundig | RT5A | 9242 | 300001627 |
| Relais Matrix | HP | 3488A | 2719A15013 | 300001156 |
| Multimeter | Siemens | Multizet | | 300001102 |
| Peak Power Calibrator | HP | 8900B | | 300001084 |
| Schallgeber | Schomandl | SG 1 | 10159 | 300001209 |
| Schallgeber | Schomandl | SG 2 | 10176 | 300002473 |
| Filter | FSY Microwave | | | 300001206 |
| Attenuatorer | Pro Nova | | | 300002476 |
| Klimaschrank | Heraeus Voetsch | VUK04/500 | | 300001012 |
| Spectrum Analyzer 3 | HP | 8566A | 1925A00257 | 300001098 |
| Spectrum Analyzer Display 3 | HP | 85662 | 1925A00860 | 300002306 |
| Oszilloscope | Tektronix | 2432 | 110261 | 300001165 |
| Radiocom. Analyzer | R&S | CMTA 54 | 894043/010 | 300001175 |
| Powersupply | HP | 6038A | 2848A07027 | 300001174 |
| Signal Generator 0.01-1280 MHz | HP | 8662A | 2224A01012 | 300001110 |
| Signal Generator (Funktions) | R&S | AFGU | 862490/032 | 300001201 |
| Trenntrafo | Erfi | MPL | 91350 | 300001155 |
| Relais Matrix | R&S | PSU | 893285/020 | 300001173 |
| Power Meter | HP | 436A | 2101A12378 | 300001136 |
| Powersensor | HP | 8484A | 2237A10156 | 300001140 |
| Powersensor | HP | 8482A | 2237A06016 | 300001139 |
| Relais Matrix | R&S | PSU | 282628/004 | 300001214 |
| Powersupply | Zentro | | 2007 | 300001109 |
| Oszilloscope | Tektronix | 7633 | | 300001111 |
| Klimaschrank | Heraeus Voetsch | VUK04/500 | 32926 | 300001500 |
| Quasi-Peak Adapter | HP | 85650A | 2811A01204 | 300002308 |
| Radiocom. Analyzer | R&S | CMTA 84 | 894199/012 | 300001176 |
| Oszilloscope | HP | 54510A | 3022A02062 | 300001202 |
| Funkmeßplatz | Schomandl | FD1000 | 34982 | 300001115 |
| Signal Generator | R&S | SMPC | 882416/019 | 300001162 |
| Frequency counter | HP | 5340A | 2116A08138 | 300001104 |
| Power Meter | HP | 436A | 2031U01461 | 300001105 |
| Powersensor | HP | 8482A | | 300001106 |
| Powersensor | HP | 8484A | | 300001107 |
| Powersensor | HP | 8485A | | 300001108 |
| Powersupply | HP | 6038A | 2752A04866 | 300001161 |
| Reflectionsmeter | R&S | NAP | 879191 | 300001132 |
| Signal Generator NF | R&S | SPN | 880139/068 | 300001142 |
| Trenntrafo | Erfi | MPL | 91350 | 300001151 |
| Attenuator | JFW | 30 db | 1350h/104 | 300001703 |
| Attenuator | JFW | 10 db | 1350h/103 | 300001704 |
| Attenuator | JFW | 20 db | 1350h/106 | 300001705 |
| Attenuator | JFW | 20 db | 1350h/105 | 300001766 |
| Filter | Spinner | 153755 | | 300001791 |
| Powersensor | HP | 8484A | 2237A10494 | 300001666 |

| | | | | |
|---|---|---|---|---|
| Powersensor | HP | 8485A | 2238A00849 | 300001668 |
| Bandfilter | Telonic | TTF7255EE | 20293-11 | 300001300 |
| Bandfilter | Telonic | TTF12555EE | 20292-6 | 300001302 |
| Bandfilter | Telonic | TTF25055EE | 20291-8 | 300001304 |
| Bandfilter | Telonic | TTF50055EE | 20290-7 | 300001305 |
| Bandfilter | Telonic | TTF100055EE | 20289-7 | 300001307 |
| Bandfilter | Telonic | TTA300055EESN | 20370-2 | 300001312 |
| Bandstop | Telonic | TTR3753EE1 | 30013-1 | 300001314 |
| Bandstop | Telonic | TTR723EE | 20417-2 | 300001316 |
| Bandstop | Telonic | TTR95-3EE | 20372-4 | 300001318 |
| Bandstop | Telonic | TTR1903EE | 30036-4 | 300001320 |
| Bandstop | Telonic | TTR3753EE | 20369-5 | 300001321 |
| Bandstop | Telonic | TTR750-3EE1 | 90177-1 | 300002387 |
| Highpass | Pro Nova | HDP120-6GG | ohne | 300001348 |
| Highpass | Pro Nova | HMC500-6AA | HJ67-01? | 300001350 |
| Highpass | Narda | NHP 9000 | 0004 | 300001362 |
| Highpass | Narda | HDP16-6GH | JV70-01 | 300001364 |
| Highpass | RSD | HDP50-6GH, HDP200-6GG | | 300001371 |
| Highpass | RSD | 2099-02-01 | | 300000370 |
| Signal Generator 0.1-2060 MHz | HP | 8657A | 2838U00736 | 300001009 |
| Radio Code Analyzer | Schlumberger | SL4922 | | 300001038 |
| Signal Analyzer | B&K | 2033 | | 300001047 |
| Frequency counter | HP | 5386A | 2704A01243 | 300000998 |
| Laufzeitelement | WR-Elektronik | | | 300001036 |
| Powersupply Stromversorgung | Systron | M5P 40/15A | 828233 | 300001291 |
| Powersupply | Heiden | 1108-32 | 1701 | 300001392 |
| Powersupply | Heiden | 1108-32 | 1802 | 300001383 |
| Powersupply | Heiden | 1108-32 | 003202 | 300001187 |
| Powersupply | Zentro | LA 2x30/5GB1 | 2011 | 300001276 |
| Powersupply | Zentro | LA 2x30/5GB2 | 2012 | 300001275 |
| Powersupply | Zentro | LA 30/5GA | 2041,2042 | 300001287 |
| Trenntrafo | Grundig | RT5A | 8781 | 300001277 |
| Trenntrafo | Grundig | RT5A | 9242 | 300001263 |
| Multimeter | Goerz Elektro | Unigor 6e P | 911 355 | 300001625 |
| Multimeter | Goerz Elektro | Unigor 6e P | 911 391 | 300001281 |
| Climatic Box | Heraeus Voetsch | VUK04/500 | 32679 | 300000299 |
| Powersensor + Att. | HP | 8482B | 2703A02586 | 300001492 |
| Attenuator 30 dB | HP | 8498A | 1801A02445 | 300001475 |
| Signal Generator NF | HP | | 2822A01203 | 300001004 |
| Attenuator | Spinner | BN 534171 D | 51881 | 300001516 |
| Attenuator coaxial | Bird | 8325 | 2429 | 300001513 |
| Impulsbegrenzer | R&S | ESH 3 Z2 | | 300001460 |
| 4Port Box | R&S | 4Port Box | 860457/005 | 300001472 |
| Signal Generator 0.1-4200 MHz | HP | 8665A | 2833A0011 | 300002299 |
| NF-Spektrumanalyzer | B&K | 2033A | | 300002301 |
| Swissphone Freifeld-Messbox | Swissphone Schweiz | | | 300002302 |
| Trenntrafo regelbar | Grundig | RT5H | 9242 | 300001628 |
| Signal Generator | HP | 8111A | 2215G00867 | 300001117 |

## 6 Annex B: Photographs of Test site

Photo 1 (Radiated Emissions):

Photo 2 (Radiated Emissions):



Photo 3 (Radiated Emissions):

Photo 4 (Radiated Emissions):



Photo5 (Radiated Emissions):



Photo 6 (Radiated Emissions):



Photo 7(Conducted Emissions):



## 7 Annex C: External Photographs of the Equipment

Photo 1

Photo 2

Photo 3

Photo 4

Photo 5

Photo 6

Photo 7



Photo 8

Photo 9

Photo 10

Photo 11

# 8 Annex D: Internal Photographs of the Equipment

Photo 1

Photo 2

Photo 3

Photo 4



Photo 5




Photo 6



Photo 7




Photo 8



Photo 9

Photo 10