# #01_HAC_T-Coil_GSM850_Voice_Ch128_Axial (Z)

Communication System: GSM850; Frequency: 824.2 MHz;Duty Cycle: 1:8.3
Medium: Air Medium parameters used: $\sigma = 0$ S/m, $\varepsilon_r = 1$; $\rho = 0$ kg/m$^3$
Ambient Temperature：23.2 ℃

DASY5 Configuration:
- Probe: AM1DV2 - 1038; ; Calibrated: 2013/1/23
- Sensor-Surface: 0mm (Fix Surface)
- Electronics: DAE4 Sn1279; Calibrated: 2013/1/28
- Phantom: HAC Test Arch with AMCC; Type: SD HAC P01 BA;
- Measurement SW: DASY52, Version 52.8 (6); SEMCAD X Version 14.6.9 (7117)

**General Scans/z (axial) 4.2mm 50 x 50/ABM SNR(x,y,z) (13x13x1):** Measurement grid: dx=10mm, dy=10mm
ABM1/ABM2 = 28.43 dB
ABM1 comp = 5.28 dBA/m
Location: 4.2, 12.5, 3.7 mm

0 dB = 1.000 A/m = 0.00 dBA/m

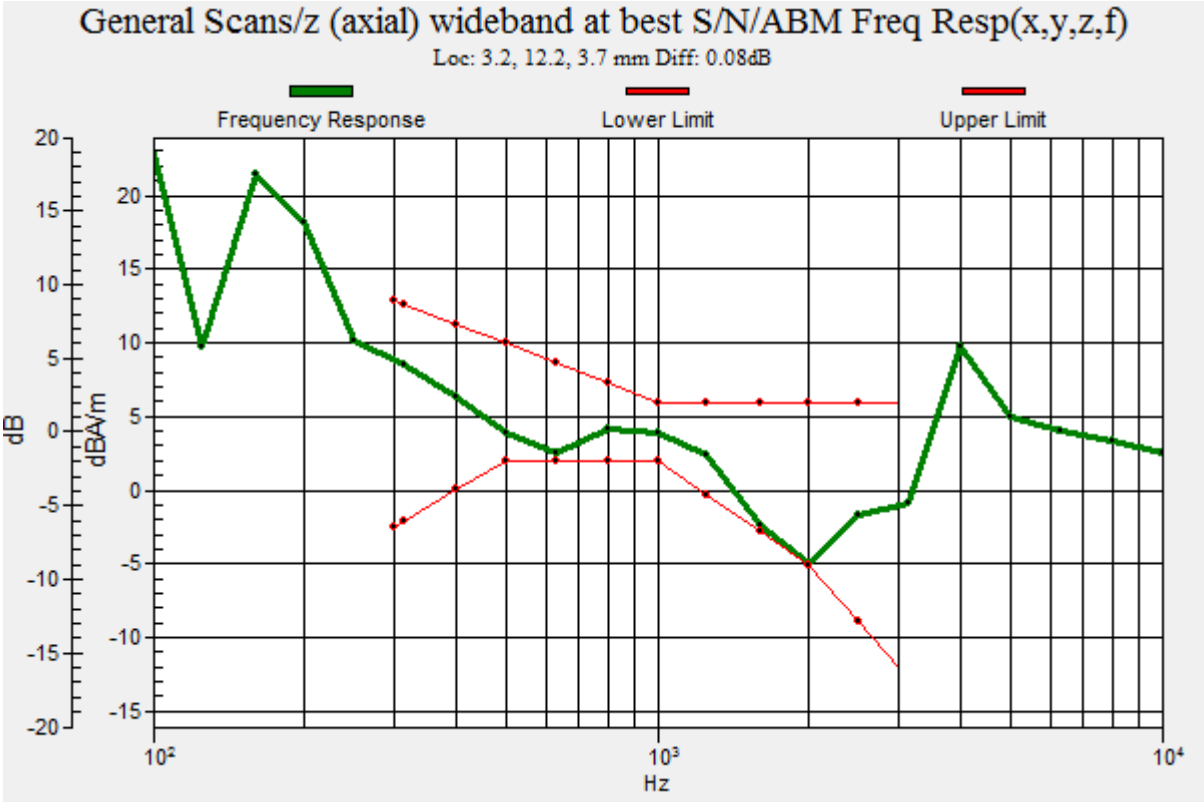
General Scans/z (axial) wideband at best S/N/ABM Freq Resp(x,y,z,f)
Loc: 3.2, 12.2, 3.7 mm Diff: 0.08dB
Frequency Response
Lower Limit
Upper Limit
dB
dBA/m
Hz

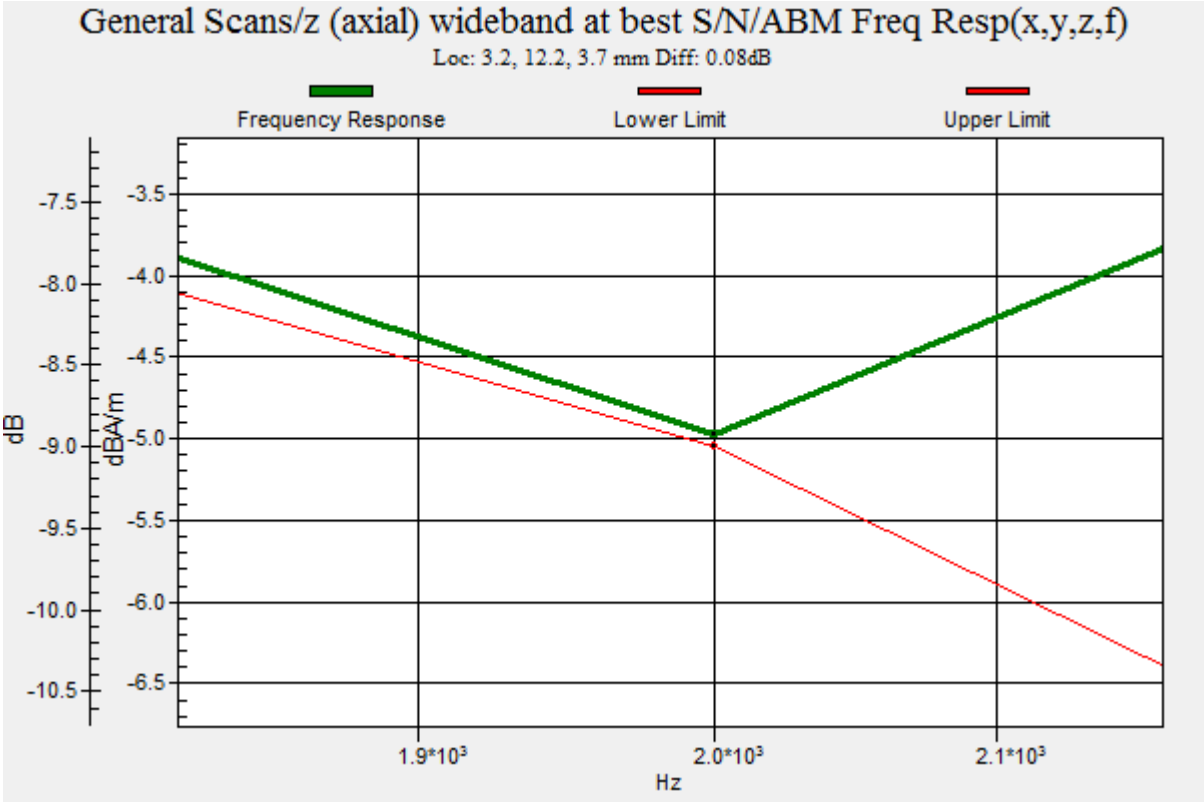
General Scans/z (axial) wideband at best S/N/ABM Freq Resp(x,y,z,f)
Loc: 3.2, 12.2, 3.7 mm Diff: 0.08dB
Frequency Response
Lower Limit
Upper Limit
dB
dBA/m
Hz

# #01_HAC_T-Coil_GSM850_Voice_Ch128_Radial 2 (Y)

Communication System: GSM850; Frequency: 824.2 MHz;Duty Cycle: 1:8.3
Medium: Air Medium parameters used: $\sigma = 0$ S/m, $\varepsilon_r = 1$; $\rho = 0$ kg/m$^3$
Ambient Temperature：23.2 ℃

DASY5 Configuration:
- Probe: AM1DV2 - 1038; ; Calibrated: 2013/1/23
- Sensor-Surface: 0mm (Fix Surface)
- Electronics: DAE4 Sn1279; Calibrated: 2013/1/28
- Phantom: HAC Test Arch with AMCC; Type: SD HAC P01 BA;
- Measurement SW: DASY52, Version 52.8 (6); SEMCAD X Version 14.6.9 (7117)

**General Scans/y (transversal) 4.2mm 50 x 50/ABM SNR(x,y,z) (13x13x1):** Measurement grid: dx=10mm, dy=10mm
ABM1/ABM2 = 24.81 dB
ABM1 comp = -11.35 dBA/m
Location: 0, -4.2, 3.7 mm




0 dB = 1.000 A/m = 0.00 dBA/m

## #02_HAC_T-Coil_GSM850_Voice_Ch189_Axial (Z)

Communication System: GSM850; Frequency: 836.4 MHz;Duty Cycle: 1:8.3
Medium: Air Medium parameters used: $\sigma = 0$ S/m, $\varepsilon_r = 1$; $\rho = 0$ kg/m$^3$
Ambient Temperature：23.2 ℃

DASY5 Configuration:
- Probe: AM1DV2 - 1038; ; Calibrated: 2013/1/23
- Sensor-Surface: 0mm (Fix Surface)
- Electronics: DAE4 Sn1279; Calibrated: 2013/1/28
- Phantom: HAC Test Arch with AMCC; Type: SD HAC P01 BA;
- Measurement SW: DASY52, Version 52.8 (6); SEMCAD X Version 14.6.9 (7117)

**General Scans/z (axial) 4.2mm 50 x 50/ABM SNR(x,y,z) (13x13x1):** Measurement grid: dx=10mm, dy=10mm
ABM1/ABM2 = 28.36 dB
ABM1 comp = 3.26 dBA/m
Location: 0, 8.3, 3.7 mm




0 dB = 1.000 A/m = 0.00 dBA/m

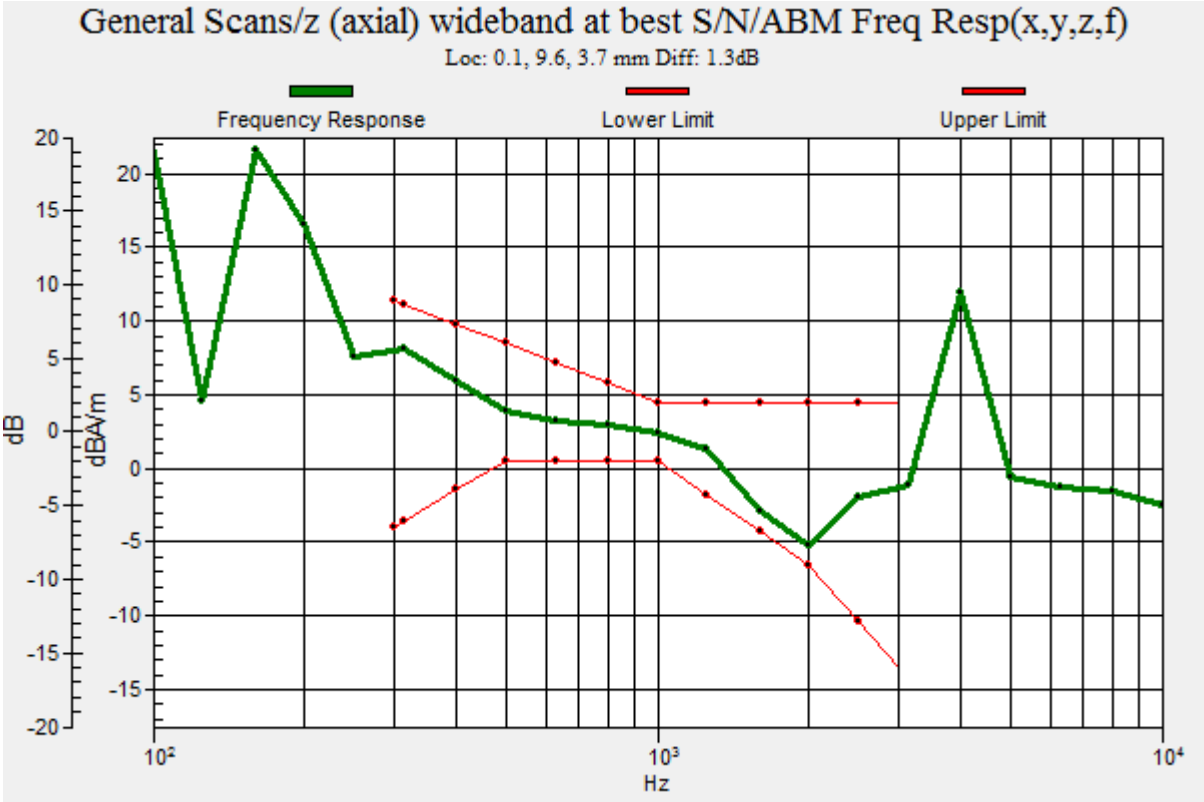
General Scans/z (axial) wideband at best S/N/ABM Freq Resp(x,y,z,f)
Loc: 0.1, 9.6, 3.7 mm Diff: 1.3dB
Frequency Response
Lower Limit
Upper Limit
dB
dBA/m
Hz

# #02_HAC_T-Coil_GSM850_Voice_Ch189_Radial 2 (Y)

Communication System: GSM850; Frequency: 836.4 MHz;Duty Cycle: 1:8.3
Medium: Air Medium parameters used: $\sigma = 0$ S/m, $\varepsilon_r = 1$; $\rho = 0$ kg/m$^3$
Ambient Temperature：23.2 ℃

DASY5 Configuration:
- Probe: AM1DV2 - 1038; ; Calibrated: 2013/1/23
- Sensor-Surface: 0mm (Fix Surface)
- Electronics: DAE4 Sn1279; Calibrated: 2013/1/28
- Phantom: HAC Test Arch with AMCC; Type: SD HAC P01 BA;
- Measurement SW: DASY52, Version 52.8 (6); SEMCAD X Version 14.6.9 (7117)

**General Scans/y (transversal) 4.2mm 50 x 50/ABM SNR(x,y,z) (13x13x1):** Measurement grid: dx=10mm, dy=10mm
ABM1/ABM2 = 24.83 dB
ABM1 comp = -11.38 dBA/m
Location: 0, -4.2, 3.7 mm




0 dB = 1.000 A/m = 0.00 dBA/m

# #03_HAC_T-Coil_GSM850_Voice_Ch251_Axial (Z)

Communication System: GSM850; Frequency: 848.8 MHz;Duty Cycle: 1:8.3
Medium: Air Medium parameters used: $\sigma = 0$ S/m, $\varepsilon_r = 1$; $\rho = 0$ kg/m$^3$
Ambient Temperature：23.2 ℃

DASY5 Configuration:
- Probe: AM1DV2 - 1038; ; Calibrated: 2013/1/23
- Sensor-Surface: 0mm (Fix Surface)
- Electronics: DAE4 Sn1279; Calibrated: 2013/1/28
- Phantom: HAC Test Arch with AMCC; Type: SD HAC P01 BA;
- Measurement SW: DASY52, Version 52.8 (6); SEMCAD X Version 14.6.9 (7117)

**General Scans/z (axial) 4.2mm 50 x 50/ABM SNR(x,y,z) (13x13x1):** Measurement grid: dx=10mm, dy=10mm
ABM1/ABM2 = 28.60 dB
ABM1 comp = 3.35 dBA/m
Location: 0, 8.3, 3.7 mm

0 dB = 1.000 A/m = 0.00 dBA/m

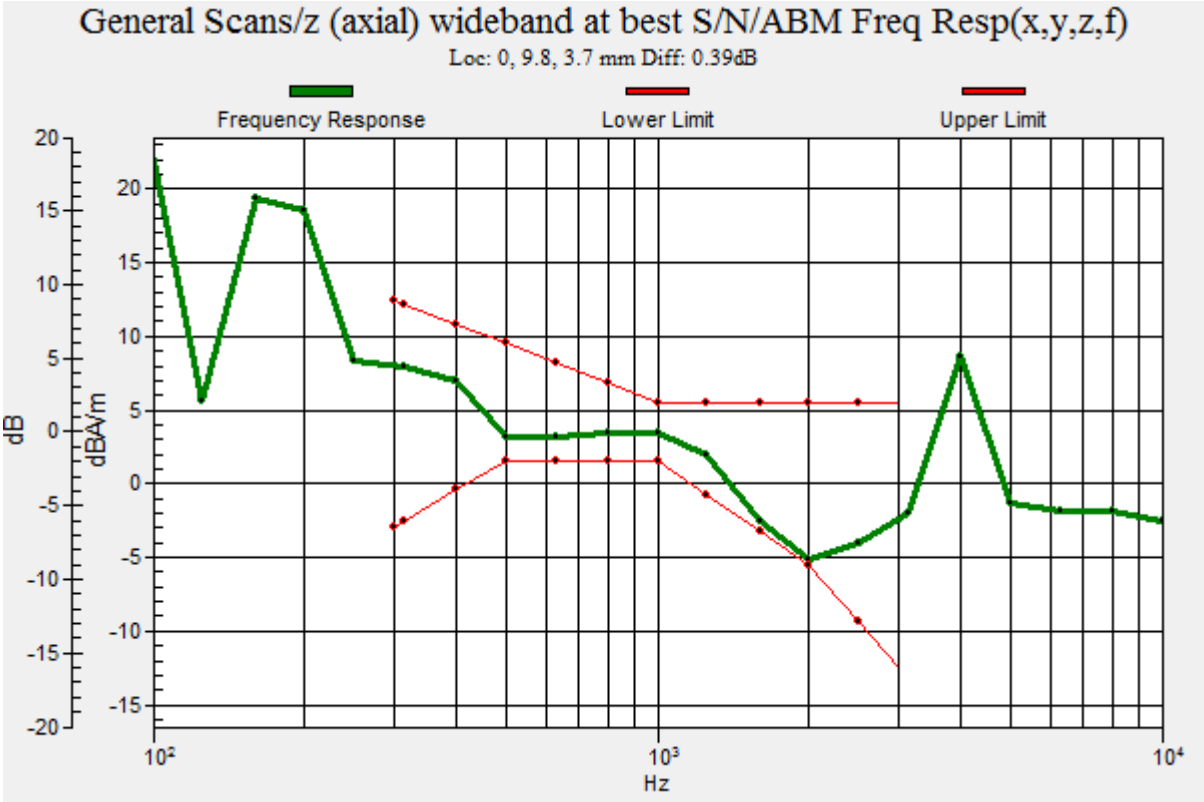
General Scans/z (axial) wideband at best S/N/ABM Freq Resp(x,y,z,f)
Loc: 0, 9.8, 3.7 mm Diff: 0.39dB
Frequency Response
Lower Limit
Upper Limit
dB
dBA/m
Hz

## #03_HAC_T-Coil_GSM850_Voice_Ch251_Radial 2 (Y)

Communication System: GSM850; Frequency: 848.8 MHz;Duty Cycle: 1:8.3
Medium: Air Medium parameters used: $\sigma = 0$ S/m, $\varepsilon_r = 1$; $\rho = 0$ kg/m$^3$
Ambient Temperature：23.2 ℃

DASY5 Configuration:
- Probe: AM1DV2 - 1038; ; Calibrated: 2013/1/23
- Sensor-Surface: 0mm (Fix Surface)
- Electronics: DAE4 Sn1279; Calibrated: 2013/1/28
- Phantom: HAC Test Arch with AMCC; Type: SD HAC P01 BA;
- Measurement SW: DASY52, Version 52.8 (6); SEMCAD X Version 14.6.9 (7117)

**General Scans/y (transversal) 4.2mm 50 x 50/ABM SNR(x,y,z) (13x13x1):** Measurement grid: dx=10mm, dy=10mm
ABM1/ABM2 = 24.77 dB
ABM1 comp = -7.59 dBA/m
Location: -16.7, 16.7, 3.7 mm

0 dB = 1.000 A/m = 0.00 dBA/m

# #04_HAC_T-Coil_GSM1900_Voice_Ch512_Axial (Z)

Communication System: PCS; Frequency: 1850.2 MHz;Duty Cycle: 1:8.3
Medium: Air Medium parameters used: $\sigma = 0$ S/m, $\varepsilon_r = 1$; $\rho = 0$ kg/m$^3$
Ambient Temperature：23.2 ℃

DASY5 Configuration:
- Probe: AM1DV2 - 1038; ; Calibrated: 2013/1/23
- Sensor-Surface: 0mm (Fix Surface)
- Electronics: DAE4 Sn1279; Calibrated: 2013/1/28
- Phantom: HAC Test Arch with AMCC; Type: SD HAC P01 BA;
- Measurement SW: DASY52, Version 52.8 (6); SEMCAD X Version 14.6.9 (7117)

**General Scans/z (axial) 4.2mm 50 x 50/ABM SNR(x,y,z) (13x13x1):** Measurement grid: dx=10mm, dy=10mm
ABM1/ABM2 = 28.62 dB
ABM1 comp = 2.11 dBA/m
Location: 8.3, 25, 3.7 mm




0 dB = 1.000 A/m = 0.00 dBA/m

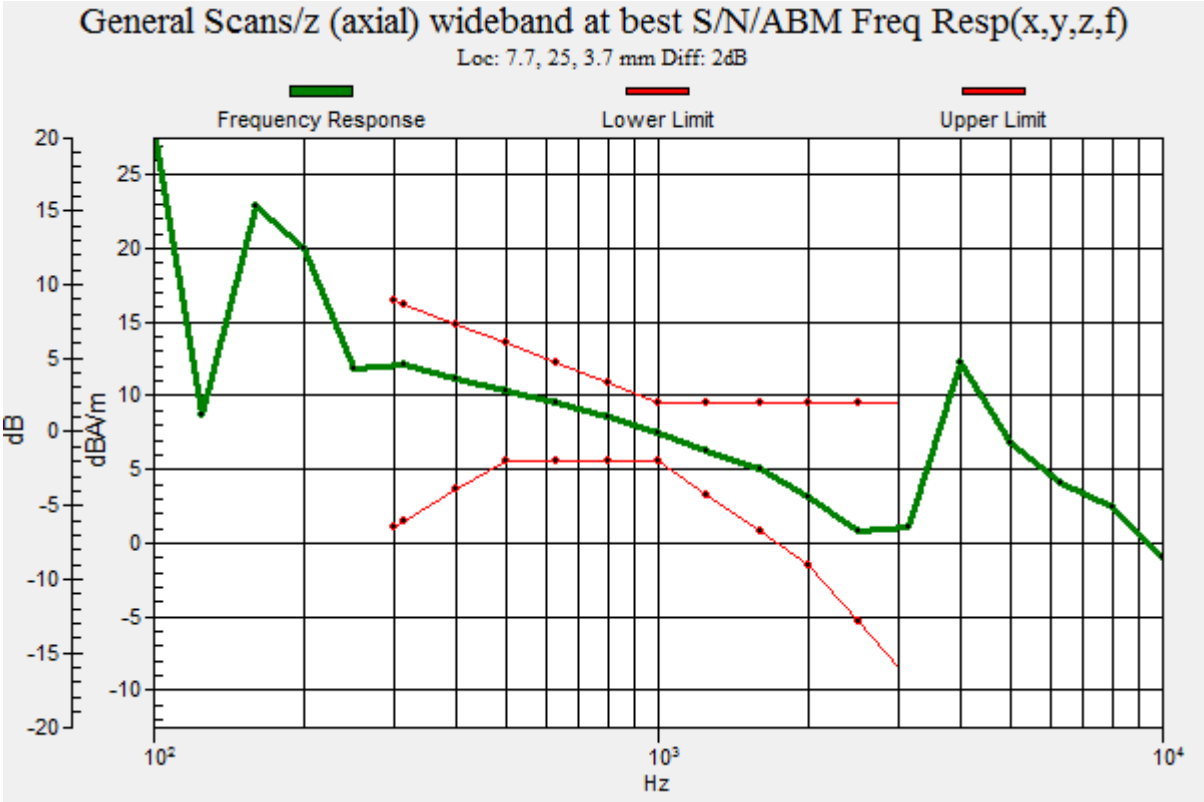
General Scans/z (axial) wideband at best S/N/ABM Freq Resp(x,y,z,f)
Loc: 7.7, 25, 3.7 mm Diff: 2dB
Frequency Response
Lower Limit
Upper Limit
dB
dBA/m
Hz

## #04_HAC_T-Coil_GSM1900_Voice_Ch512_Radial 2 (Y)

Communication System: PCS; Frequency: 1850.2 MHz;Duty Cycle: 1:8.3
Medium: Air Medium parameters used: $\sigma = 0$ S/m, $\varepsilon_r = 1$; $\rho = 0$ kg/m$^3$
Ambient Temperature：23.2 ℃

DASY5 Configuration:
- Probe: AM1DV2 - 1038; ; Calibrated: 2013/1/23
- Sensor-Surface: 0mm (Fix Surface)
- Electronics: DAE4 Sn1279; Calibrated: 2013/1/28
- Phantom: HAC Test Arch with AMCC; Type: SD HAC P01 BA;
- Measurement SW: DASY52, Version 52.8 (6); SEMCAD X Version 14.6.9 (7117)

**General Scans/y (transversal) 4.2mm 50 x 50/ABM SNR(x,y,z) (13x13x1):** Measurement grid: dx=10mm, dy=10mm
ABM1/ABM2 = 25.07 dB
ABM1 comp = -11.13 dBA/m
Location: 4.2, -4.2, 3.7 mm




0 dB = 1.000 A/m = 0.00 dBA/m

## #05_HAC_T-Coil_GSM1900_Voice_Ch661_Axial (Z)

Communication System: PCS; Frequency: 1880 MHz;Duty Cycle: 1:8.3
Medium: Air Medium parameters used: $\sigma = 0$ S/m, $\varepsilon_r = 1$; $\rho = 0$ kg/m$^3$
Ambient Temperature：23.2 ℃

DASY5 Configuration:
- Probe: AM1DV2 - 1038; ; Calibrated: 2013/1/23
- Sensor-Surface: 0mm (Fix Surface)
- Electronics: DAE4 Sn1279; Calibrated: 2013/1/28
- Phantom: HAC Test Arch with AMCC; Type: SD HAC P01 BA;
- Measurement SW: DASY52, Version 52.8 (6); SEMCAD X Version 14.6.9 (7117)

**General Scans/z (axial) 4.2mm 50 x 50/ABM SNR(x,y,z) (13x13x1):** Measurement grid: dx=10mm, dy=10mm
ABM1/ABM2 = 26.68 dB
ABM1 comp = 11.14 dBA/m
Location: 4.2, 12.5, 3.7 mm




0 dB = 1.000 A/m = 0.00 dBA/m

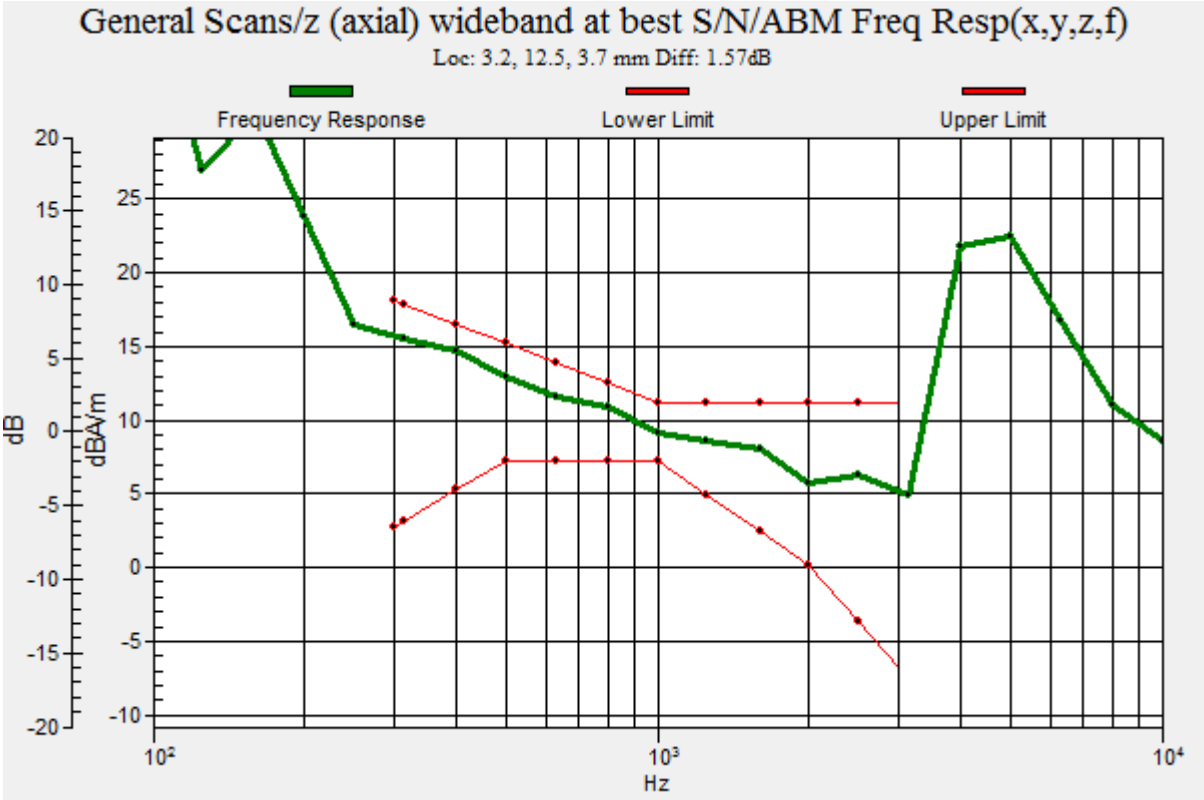
General Scans/z (axial) wideband at best S/N/ABM Freq Resp(x,y,z,f)
Loc: 3.2, 12.5, 3.7 mm Diff: 1.57dB
Frequency Response
Lower Limit
Upper Limit
dB
dBA/m
Hz

# #05_HAC_T-Coil_GSM1900_Voice_Ch661_Radial 2 (Y)

Communication System: PCS; Frequency: 1880 MHz;Duty Cycle: 1:8.3
Medium: Air Medium parameters used: $\sigma = 0$ S/m, $\varepsilon_r = 1$; $\rho = 0$ kg/m$^3$
Ambient Temperature：23.2 ℃

DASY5 Configuration:
- Probe: AM1DV2 - 1038; ; Calibrated: 2013/1/23
- Sensor-Surface: 0mm (Fix Surface)
- Electronics: DAE4 Sn1279; Calibrated: 2013/1/28
- Phantom: HAC Test Arch with AMCC; Type: SD HAC P01 BA;
- Measurement SW: DASY52, Version 52.8 (6); SEMCAD X Version 14.6.9 (7117)

**General Scans/y (transversal) 4.2mm 50 x 50/ABM SNR(x,y,z) (13x13x1):** Measurement grid: dx=10mm, dy=10mm
ABM1/ABM2 = 27.74 dB
ABM1 comp = -7.41 dBA/m
Location: -25, 16.7, 3.7 mm




0 dB = 1.000 A/m = 0.00 dBA/m

## #06_HAC_T-Coil_GSM1900_Voice_Ch810_Axial (Z)

Communication System: PCS; Frequency: 1909.8 MHz;Duty Cycle: 1:8.3
Medium: Air Medium parameters used: $\sigma = 0$ S/m, $\varepsilon_r = 1$; $\rho = 0$ kg/m$^3$
Ambient Temperature：23.2 ℃

DASY5 Configuration:
- Probe: AM1DV2 - 1038; ; Calibrated: 2013/1/23
- Sensor-Surface: 0mm (Fix Surface)
- Electronics: DAE4 Sn1279; Calibrated: 2013/1/28
- Phantom: HAC Test Arch with AMCC; Type: SD HAC P01 BA;
- Measurement SW: DASY52, Version 52.8 (6); SEMCAD X Version 14.6.9 (7117)

**General Scans/z (axial) 4.2mm 50 x 50/ABM SNR(x,y,z) (13x13x1):** Measurement grid: dx=10mm, dy=10mm
ABM1/ABM2 = 26.25 dB
ABM1 comp = 10.77 dBA/m
Location: 0, 25, 3.7 mm




0 dB = 1.000 A/m = 0.00 dBA/m

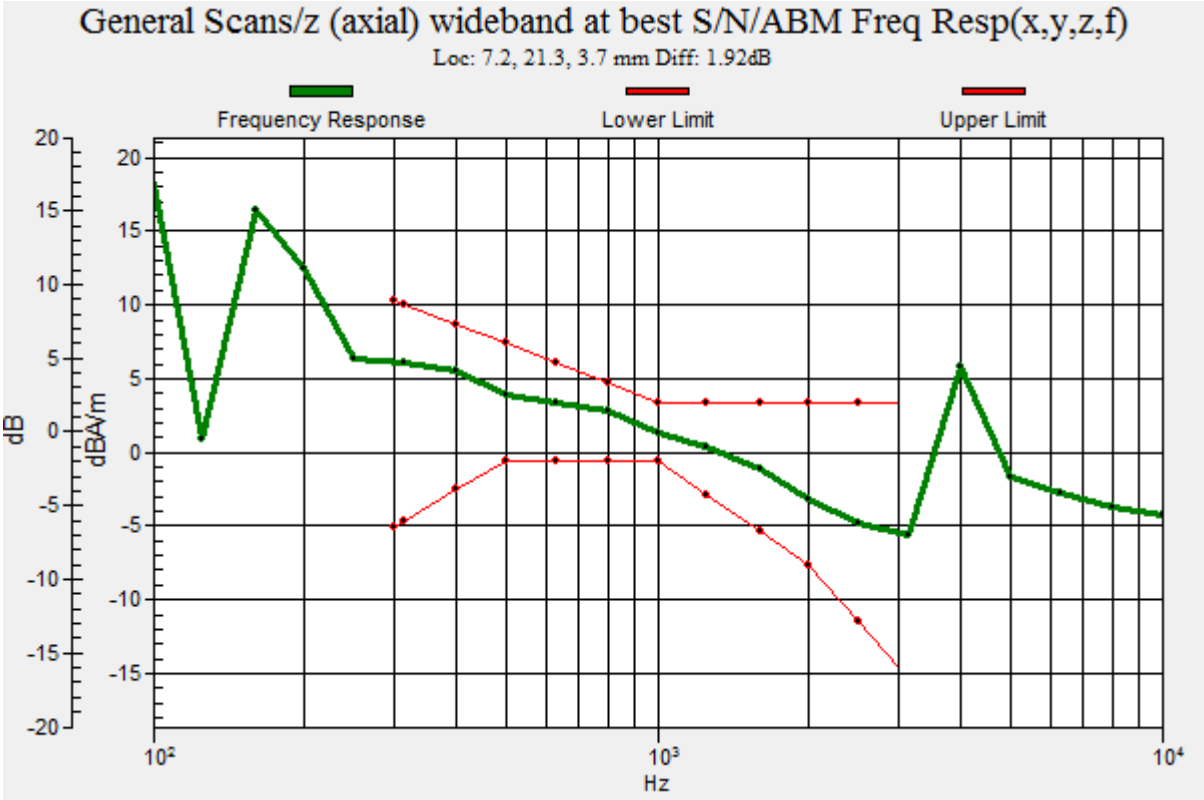
General Scans/z (axial) wideband at best S/N/ABM Freq Resp(x,y,z,f)
Loc: 7.2, 21.3, 3.7 mm Diff: 1.92dB
Frequency Response
Lower Limit
Upper Limit
dB
dBA/m
Hz

# #06_HAC_T-Coil_GSM1900_Voice_Ch810_Radial 2 (Y)

Communication System: PCS; Frequency: 1909.8 MHz;Duty Cycle: 1:8.3
Medium: Air Medium parameters used: $\sigma = 0$ S/m, $\varepsilon_r = 1$; $\rho = 0$ kg/m$^3$
Ambient Temperature：23.2 ℃

DASY5 Configuration:
- Probe: AM1DV2 - 1038; ; Calibrated: 2013/1/23
- Sensor-Surface: 0mm (Fix Surface)
- Electronics: DAE4 Sn1279; Calibrated: 2013/1/28
- Phantom: HAC Test Arch with AMCC; Type: SD HAC P01 BA;
- Measurement SW: DASY52, Version 52.8 (6); SEMCAD X Version 14.6.9 (7117)

**General Scans/y (transversal) 4.2mm 50 x 50/ABM SNR(x,y,z) (13x13x1):** Measurement grid: dx=10mm, dy=10mm
ABM1/ABM2 = 27.27 dB
ABM1 comp = -11.73 dBA/m
Location: -25, 8.3, 3.7 mm




0 dB = 1.000 A/m = 0.00 dBA/m

# #07_HAC_T-Coil_WCDMA V_AMR12.2Kbps_Ch4132_Axial (Z)

Communication System: WCDMA; Frequency: 826.4 MHz;Duty Cycle: 1:1
Medium: Air Medium parameters used: $\sigma = 0$ S/m, $\varepsilon_r = 1$; $\rho = 0$ kg/m$^3$
Ambient Temperature：23.2 ℃

DASY5 Configuration:
- Probe: AM1DV2 - 1038; ; Calibrated: 2013/1/23
- Sensor-Surface: 0mm (Fix Surface)
- Electronics: DAE4 Sn1279; Calibrated: 2013/1/28
- Phantom: HAC Test Arch with AMCC; Type: SD HAC P01 BA;
- Measurement SW: DASY52, Version 52.8 (6); SEMCAD X Version 14.6.9 (7117)

**General Scans/z (axial) 4.2mm 50 x 50/ABM SNR(x,y,z) (13x13x1):** Measurement grid: dx=10mm, dy=10mm
ABM1/ABM2 = 28.76 dB
ABM1 comp = -11.24 dBA/m
Location: -16.7, -8.3, 3.7 mm




0 dB = 1.000 A/m = 0.00 dBA/m

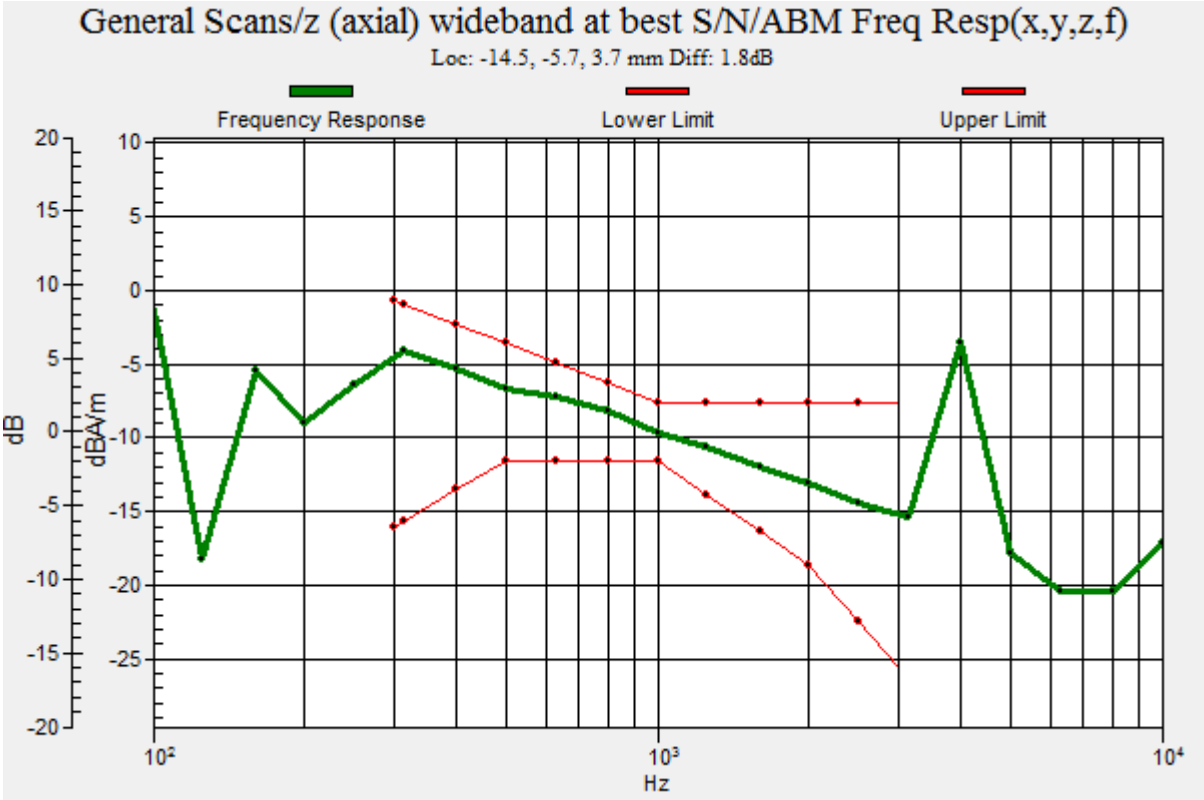
General Scans/z (axial) wideband at best S/N/ABM Freq Resp(x,y,z,f)
Loc: -14.5, -5.7, 3.7 mm Diff: 1.8dB
Frequency Response
Lower Limit
Upper Limit
dB
dBA/m
Hz

## #07_HAC_T-Coil_WCDMA V_AMR12.2Kbps_Ch4132_Radial 2 (Y)

Communication System: WCDMA; Frequency: 826.4 MHz;Duty Cycle: 1:1
Medium: Air Medium parameters used: $\sigma = 0$ S/m, $\varepsilon_r = 1$; $\rho = 0$ kg/m$^3$
Ambient Temperature：23.2 ℃

DASY5 Configuration:
- Probe: AM1DV2 - 1038; ; Calibrated: 2013/1/23
- Sensor-Surface: 0mm (Fix Surface)
- Electronics: DAE4 Sn1279; Calibrated: 2013/1/28
- Phantom: HAC Test Arch with AMCC; Type: SD HAC P01 BA;
- Measurement SW: DASY52, Version 52.8 (6); SEMCAD X Version 14.6.9 (7117)

**General Scans/y (transversal) 4.2mm 50 x 50/ABM SNR(x,y,z) (13x13x1):** Measurement grid: dx=10mm, dy=10mm
ABM1/ABM2 = 29.09 dB
ABM1 comp = -9.44 dBA/m
Location: -16.7, 8.3, 3.7 mm




0 dB = 1.000 A/m = 0.00 dBA/m

# #08_HAC_T-Coil_WCDMA V_AMR12.2Kbps_Ch4182_Axial (Z)

Communication System: WCDMA; Frequency: 836.4 MHz;Duty Cycle: 1:1
Medium: Air Medium parameters used: $\sigma = 0$ S/m, $\varepsilon_r = 1$; $\rho = 0$ kg/m$^3$
Ambient Temperature：23.2 ℃

DASY5 Configuration:
- Probe: AM1DV2 - 1038; ; Calibrated: 2013/1/23
- Sensor-Surface: 0mm (Fix Surface)
- Electronics: DAE4 Sn1279; Calibrated: 2013/1/28
- Phantom: HAC Test Arch with AMCC; Type: SD HAC P01 BA;
- Measurement SW: DASY52, Version 52.8 (6); SEMCAD X Version 14.6.9 (7117)

**General Scans/z (axial) 4.2mm 50 x 50/ABM SNR(x,y,z) (13x13x1):** Measurement grid: dx=10mm, dy=10mm
ABM1/ABM2 = 28.46 dB
ABM1 comp = 9.82 dBA/m
Location: 0, 8.3, 3.7 mm




0 dB = 1.000 A/m = 0.00 dBA/m

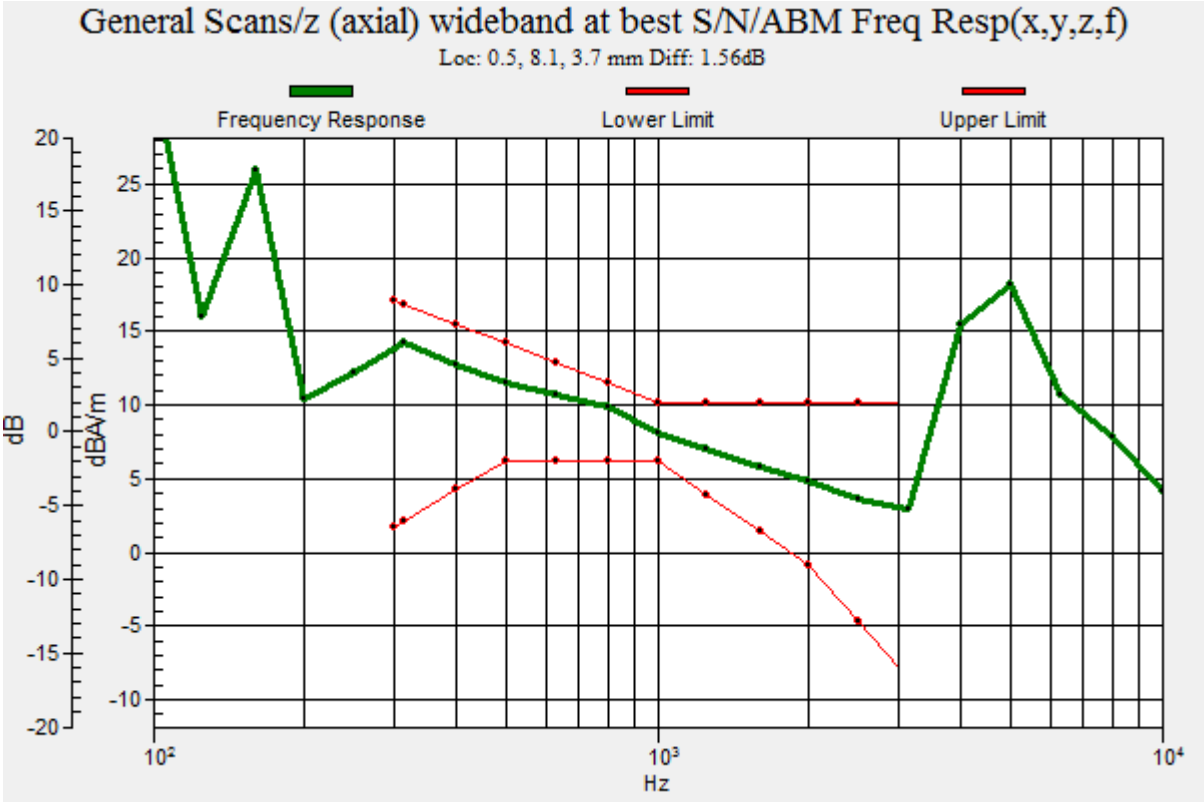
General Scans/z (axial) wideband at best S/N/ABM Freq Resp(x,y,z,f)
Loc: 0.5, 8.1, 3.7 mm Diff: 1.56dB
Frequency Response
Lower Limit
Upper Limit
dB
dBA/m
Hz

## #08_HAC_T-Coil_WCDMA V_AMR12.2Kbps_Ch4182_Radial 2 (Y)

Communication System: WCDMA; Frequency: 836.4 MHz;Duty Cycle: 1:1
Medium: Air Medium parameters used: $\sigma = 0$ S/m, $\varepsilon_r = 1$; $\rho = 0$ kg/m$^3$
Ambient Temperature：23.2 ℃

DASY5 Configuration:
- Probe: AM1DV2 - 1038; ; Calibrated: 2013/1/23
- Sensor-Surface: 0mm (Fix Surface)
- Electronics: DAE4 Sn1279; Calibrated: 2013/1/28
- Phantom: HAC Test Arch with AMCC; Type: SD HAC P01 BA;
- Measurement SW: DASY52, Version 52.8 (6); SEMCAD X Version 14.6.9 (7117)

**General Scans/y (transversal) 4.2mm 50 x 50/ABM SNR(x,y,z) (13x13x1):** Measurement grid: dx=10mm, dy=10mm
ABM1/ABM2 = 29.44 dB
ABM1 comp = -9.38 dBA/m
Location: -16.7, 8.3, 3.7 mm




0 dB = 1.000 A/m = 0.00 dBA/m

## #09_HAC_T-Coil_WCDMA V_AMR12.2Kbps_Ch4233_Axial (Z)

Communication System: WCDMA; Frequency: 846.6 MHz;Duty Cycle: 1:1
Medium: Air Medium parameters used: $\sigma = 0$ S/m, $\varepsilon_r = 1$; $\rho = 0$ kg/m$^3$
Ambient Temperature：23.2 ℃

DASY5 Configuration:
- Probe: AM1DV2 - 1038; ; Calibrated: 2013/1/23
- Sensor-Surface: 0mm (Fix Surface)
- Electronics: DAE4 Sn1279; Calibrated: 2013/1/28
- Phantom: HAC Test Arch with AMCC; Type: SD HAC P01 BA;
- Measurement SW: DASY52, Version 52.8 (6); SEMCAD X Version 14.6.9 (7117)

**General Scans/z (axial) 4.2mm 50 x 50/ABM SNR(x,y,z) (13x13x1):** Measurement grid: dx=10mm, dy=10mm
ABM1/ABM2 = 28.81 dB
ABM1 comp = -0.97 dBA/m
Location: -12.5, 8.3, 3.7 mm




0 dB = 1.000 A/m = 0.00 dBA/m

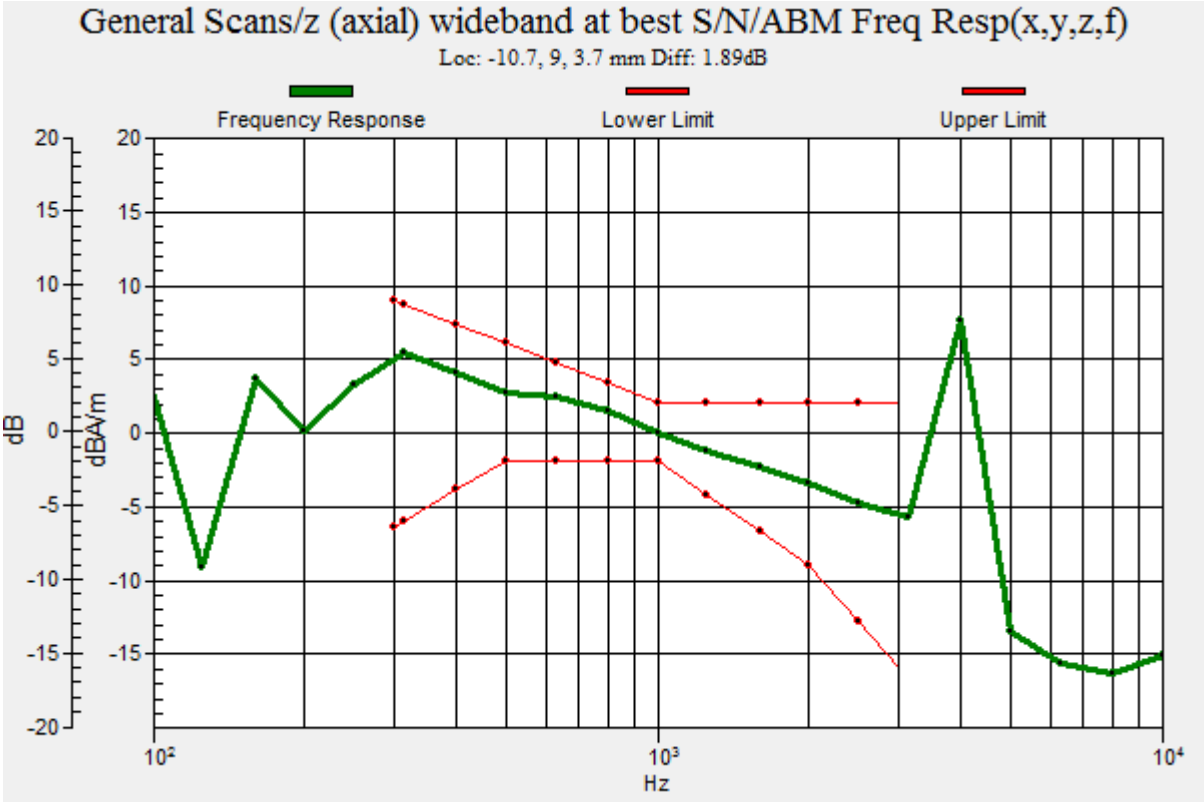
General Scans/z (axial) wideband at best S/N/ABM Freq Resp(x,y,z,f)
Loc: -10.7, 9, 3.7 mm Diff: 1.89dB
Frequency Response
Lower Limit
Upper Limit
dB
dBA/m
20
15
10
5
0
-5
-10
-15
-20
$10^2$
$10^3$
$10^4$
Hz

## #09_HAC_T-Coil_WCDMA V_AMR12.2Kbps_Ch4233_Radial 2 (Y)

Communication System: WCDMA; Frequency: 846.6 MHz;Duty Cycle: 1:1
Medium: Air Medium parameters used: $\sigma = 0$ S/m, $\varepsilon_r = 1$; $\rho = 0$ kg/m$^3$
Ambient Temperature：23.2 ℃

DASY5 Configuration:
- Probe: AM1DV2 - 1038; ; Calibrated: 2013/1/23
- Sensor-Surface: 0mm (Fix Surface)
- Electronics: DAE4 Sn1279; Calibrated: 2013/1/28
- Phantom: HAC Test Arch with AMCC; Type: SD HAC P01 BA;
- Measurement SW: DASY52, Version 52.8 (6); SEMCAD X Version 14.6.9 (7117)

**General Scans/y (transversal) 4.2mm 50 x 50/ABM SNR(x,y,z) (13x13x1):** Measurement grid: dx=10mm, dy=10mm
ABM1/ABM2 = 30.39 dB
ABM1 comp = -12.64 dBA/m
Location: -12.5, -12.5, 3.7 mm




0 dB = 1.000 A/m = 0.00 dBA/m

# #10_HAC_T-Coil_WCDMA II_AMR12.2Kbps_Ch9262_Axial (Z)

Communication System: WCDMA; Frequency: 1852.4 MHz;Duty Cycle: 1:1
Medium: Air Medium parameters used: $\sigma = 0$ S/m, $\varepsilon_r = 1$; $\rho = 0$ kg/m$^3$
Ambient Temperature：23.2 ℃

DASY5 Configuration:
- Probe: AM1DV2 - 1038; ; Calibrated: 2013/1/23
- Sensor-Surface: 0mm (Fix Surface)
- Electronics: DAE4 Sn1279; Calibrated: 2013/1/28
- Phantom: HAC Test Arch with AMCC; Type: SD HAC P01 BA;
- Measurement SW: DASY52, Version 52.8 (6); SEMCAD X Version 14.6.9 (7117)

**General Scans/z (axial) 4.2mm 50 x 50/ABM SNR(x,y,z) (13x13x1):** Measurement grid: dx=10mm, dy=10mm
ABM1/ABM2 = 27.93 dB
ABM1 comp = 3.38 dBA/m
Location: 4.2, 20.8, 3.7 mm

0 dB = 1.000 A/m = 0.00 dBA/m

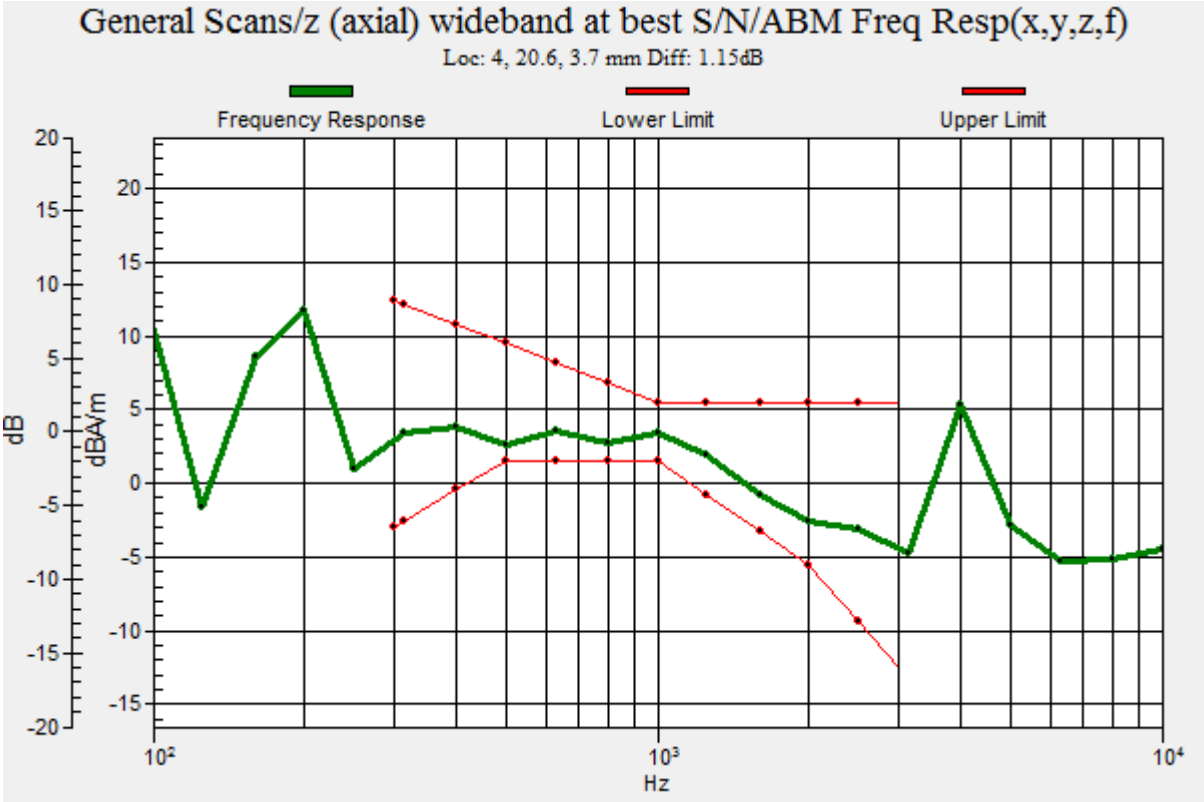
General Scans/z (axial) wideband at best S/N/ABM Freq Resp(x,y,z,f)
Loc: 4, 20.6, 3.7 mm Diff: 1.15dB
Frequency Response
Lower Limit
Upper Limit
dB
dBA/m
Hz

# #10_HAC_T-Coil_WCDMA II_AMR12.2Kbps_Ch9262_Radial 2 (Y)

Communication System: WCDMA; Frequency: 1852.4 MHz;Duty Cycle: 1:1
Medium: Air Medium parameters used: $\sigma = 0$ S/m, $\varepsilon_r = 1$; $\rho = 0$ kg/m$^3$
Ambient Temperature：23.2 ℃

DASY5 Configuration:
- Probe: AM1DV2 - 1038; ; Calibrated: 2013/1/23
- Sensor-Surface: 0mm (Fix Surface)
- Electronics: DAE4 Sn1279; Calibrated: 2013/1/28
- Phantom: HAC Test Arch with AMCC; Type: SD HAC P01 BA;
- Measurement SW: DASY52, Version 52.8 (6); SEMCAD X Version 14.6.9 (7117)

**General Scans/y (transversal) 4.2mm 50 x 50/ABM SNR(x,y,z) (13x13x1):** Measurement grid: dx=10mm, dy=10mm
ABM1/ABM2 = 27.59 dB
ABM1 comp = 8.27 dBA/m
Location: 8.3, 16.7, 3.7 mm




0 dB = 1.000 A/m = 0.00 dBA/m

# #11_HAC_T-Coil_WCDMA II_AMR12.2Kbps_Ch9400_Axial (Z)

Communication System: WCDMA; Frequency: 1880 MHz;Duty Cycle: 1:1
Medium: Air Medium parameters used: $\sigma = 0$ S/m, $\varepsilon_r = 1$; $\rho = 0$ kg/m$^3$
Ambient Temperature：23.2 ℃

DASY5 Configuration:
- Probe: AM1DV2 - 1038; ; Calibrated: 2013/1/23
- Sensor-Surface: 0mm (Fix Surface)
- Electronics: DAE4 Sn1279; Calibrated: 2013/1/28
- Phantom: HAC Test Arch with AMCC; Type: SD HAC P01 BA;
- Measurement SW: DASY52, Version 52.8 (6); SEMCAD X Version 14.6.9 (7117)

**General Scans/z (axial) 4.2mm 50 x 50/ABM SNR(x,y,z) (13x13x1):** Measurement grid: dx=10mm, dy=10mm
ABM1/ABM2 = 27.82 dB
ABM1 comp = -8.64 dBA/m
Location: -16.7, 12.5, 3.7 mm




0 dB = 1.000 A/m = 0.00 dBA/m

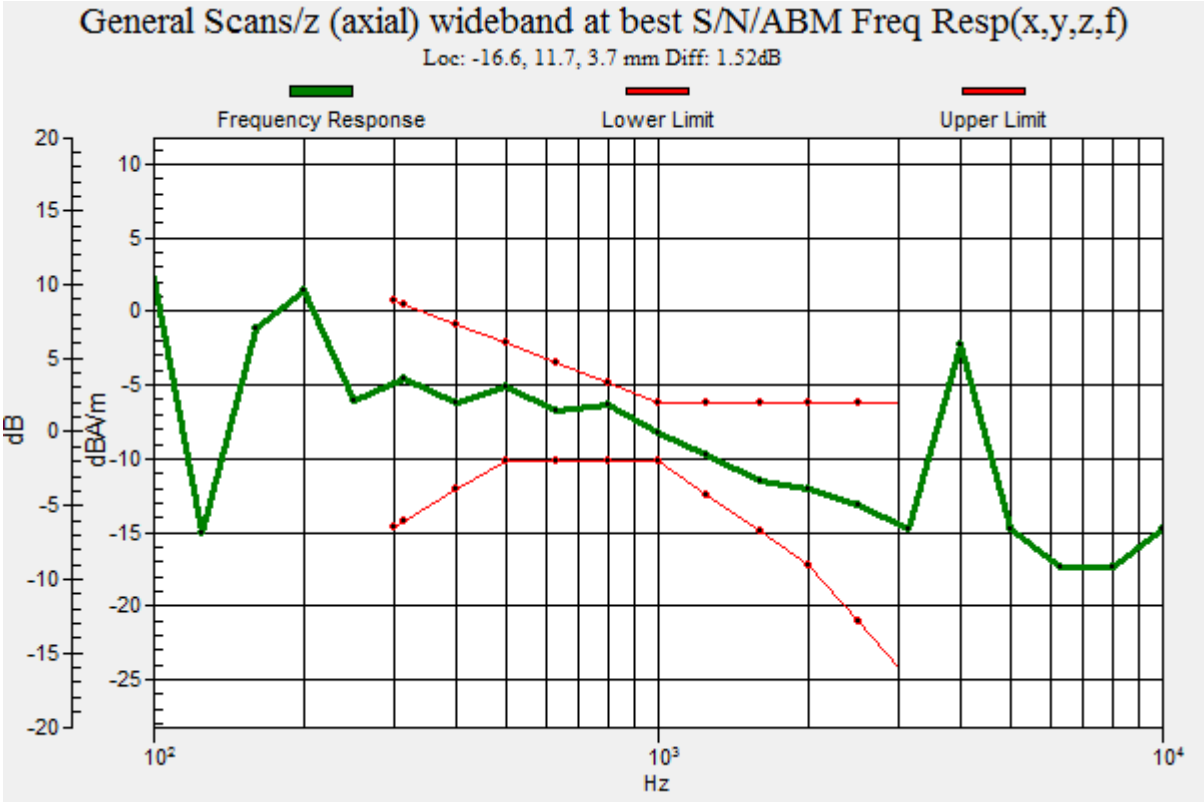
General Scans/z (axial) wideband at best S/N/ABM Freq Resp(x,y,z,f)
Loc: -16.6, 11.7, 3.7 mm Diff: 1.52dB
Frequency Response
Lower Limit
Upper Limit
dB
dBA/m
Hz

# #11_HAC_T-Coil_WCDMA II_AMR12.2Kbps_Ch9400_Radial 2 (Y)

Communication System: WCDMA; Frequency: 1880 MHz;Duty Cycle: 1:1
Medium: Air Medium parameters used: $\sigma = 0$ S/m, $\varepsilon_r = 1$; $\rho = 0$ kg/m$^3$
Ambient Temperature：23.2 ℃

DASY5 Configuration:
- Probe: AM1DV2 - 1038; ; Calibrated: 2013/1/23
- Sensor-Surface: 0mm (Fix Surface)
- Electronics: DAE4 Sn1279; Calibrated: 2013/1/28
- Phantom: HAC Test Arch with AMCC; Type: SD HAC P01 BA;
- Measurement SW: DASY52, Version 52.8 (6); SEMCAD X Version 14.6.9 (7117)

**General Scans/y (transversal) 4.2mm 50 x 50/ABM SNR(x,y,z) (13x13x1):** Measurement grid: dx=10mm, dy=10mm
ABM1/ABM2 = 27.54 dB
ABM1 comp = 6.14 dBA/m
Location: -8.3, 20.8, 3.7 mm




0 dB = 1.000 A/m = 0.00 dBA/m

# #12_HAC_T-Coil_WCDMA II_AMR12.2Kbps_Ch9538_Axial (Z)

Communication System: WCDMA; Frequency: 1907.6 MHz;Duty Cycle: 1:1
Medium: Air Medium parameters used: $\sigma = 0$ S/m, $\varepsilon_r = 1$; $\rho = 0$ kg/m$^3$
Ambient Temperature：23.2 ℃

DASY5 Configuration:
- Probe: AM1DV2 - 1038; ; Calibrated: 2013/1/23
- Sensor-Surface: 0mm (Fix Surface)
- Electronics: DAE4 Sn1279; Calibrated: 2013/1/28
- Phantom: HAC Test Arch with AMCC; Type: SD HAC P01 BA;
- Measurement SW: DASY52, Version 52.8 (6); SEMCAD X Version 14.6.9 (7117)

**General Scans/z (axial) 4.2mm 50 x 50/ABM SNR(x,y,z) (13x13x1):** Measurement grid: dx=10mm, dy=10mm
ABM1/ABM2 = 26.51 dB
ABM1 comp = 10.28 dBA/m
Location: 0, 12.5, 3.7 mm




0 dB = 1.000 A/m = 0.00 dBA/m

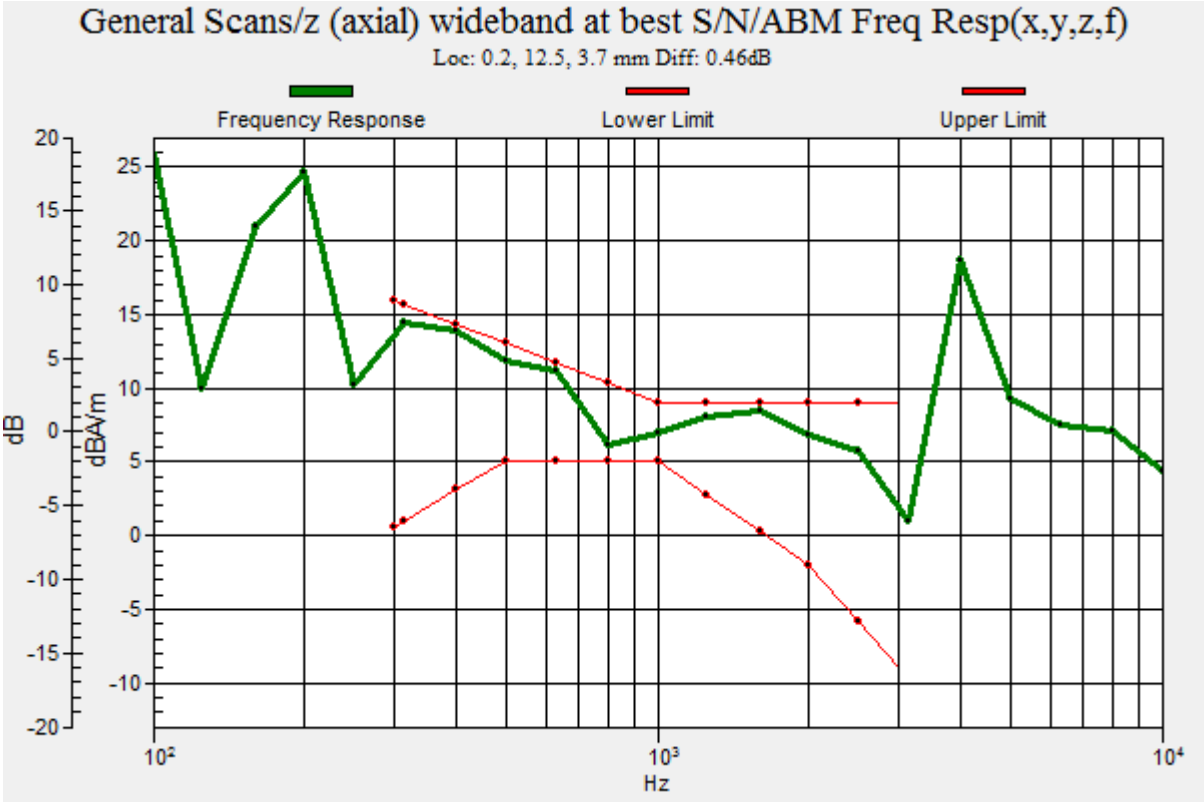
General Scans/z (axial) wideband at best S/N/ABM Freq Resp(x,y,z,f)
Loc: 0.2, 12.5, 3.7 mm Diff: 0.46dB
Frequency Response
Lower Limit
Upper Limit
dB
dBA/m
Hz
20
15
10
5
0
-5
-10
-15
-20
25
20
15
10
5
0
-5
-10
$10^2$
$10^3$
$10^4$

# #12_HAC_T-Coil_WCDMA II_AMR12.2Kbps_Ch9538_Radial 2 (Y)

Communication System: WCDMA; Frequency: 1907.6 MHz;Duty Cycle: 1:1
Medium: Air Medium parameters used: $\sigma = 0$ S/m, $\varepsilon_r = 1$; $\rho = 0$ kg/m$^3$
Ambient Temperature：23.2 ℃

DASY5 Configuration:
- Probe: AM1DV2 - 1038; ; Calibrated: 2013/1/23
- Sensor-Surface: 0mm (Fix Surface)
- Electronics: DAE4 Sn1279; Calibrated: 2013/1/28
- Phantom: HAC Test Arch with AMCC; Type: SD HAC P01 BA;
- Measurement SW: DASY52, Version 52.8 (6); SEMCAD X Version 14.6.9 (7117)

**General Scans/y (transversal) 4.2mm 50 x 50/ABM SNR(x,y,z) (13x13x1):** Measurement grid: dx=10mm, dy=10mm
ABM1/ABM2 = 26.60 dB
ABM1 comp = 5.71 dBA/m
Location: 12.5, 16.7, 3.7 mm




0 dB = 1.000 A/m = 0.00 dBA/m