3.5 Conducted Band Edge Measurement

3.5.1 Description of Conducted Band Edge Measurement

27.53 (f) For Band 17

For operations in the 698 -746 MHz band, the FCC limit is 43 + 10log10(P[Watts]) dB below the transmitter power P(Watts) in a 100 kHz bandwidth. However, in the 100 kilohertz bands immediately outside and adjacent to a licensee's frequency block, a resolution bandwidth of at least 30 kHz may be employed.

24.238 (a) For Band 2

For operations in the 1850-1910 and 1930-1990 MHz band, the FCC limit is 43 + $10\log_{10}$(P[Watts]) dB below the transmitter power P(Watts) in a 1MHz bandwidth. However, in the 1 MHz bands immediately outside and adjacent to the frequency block a resolution bandwidth of at least one percent of the emission bandwidth of the fundamental emission of the transmitter may be employed.

27.53 (g) For Band 4

For operations in the 1710 – 1755 MHz band, the FCC limit is 43 + $10\log_{10}$(P[Watts]) dB below the transmitter power P(Watts) in a 1 MHz bandwidth. However, in the 1MHz bands immediately outside and adjacent to the licensee's frequency block, a resolution bandwidth of at least one percent of the emission bandwidth of the fundamental emission of the transmitter may be employed.

27.53(l) (4) For Band 7

The emissions be operated in the 2496-2690 MHz band, the attenuation factor of transmitter Power (P) shall be not less than 43 + 10 log (P) dB at the channel edge and 55 + 10 log (P) dB at 5.5 MHz from the channel edges.

3.5.2 Measuring Instruments

The measuring equipment is listed in the section 4 of this test report.

3.5.3 Test Procedures

1. The EUT was connected to Spectrum Analyzer and Base Station via power divider.
2. The band edges of low and high channels for the highest RF powers were measured. Setting RBW ≥ 1% EBW, and measuring bandwidth = 1MHz.
3. The RF fundamental frequency should be excluded against the limit line in the operating frequency band.
4. The limit line is derived from 43 + 10log(P)dB below the transmitter power P(Watts)

   = P(W)- [43 + 10log(P)] (dB)

   = [30 + 10log(P)] (dBm) - [43 + 10log(P)] (dB)

   = -13dBm.

3.5.4 Test Setup

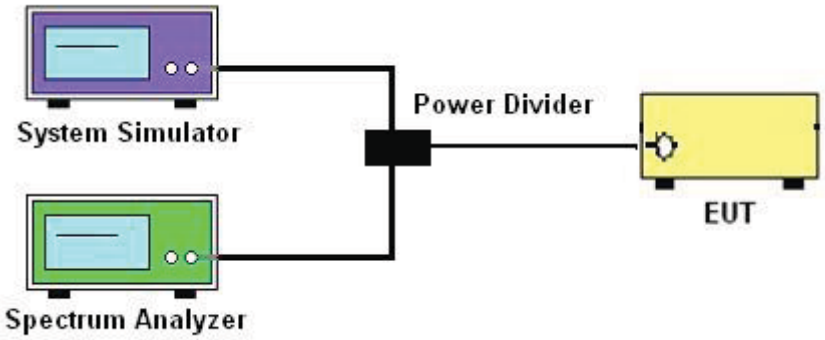

3.5.5 Test Result (Plots) of Conducted Band Edge

Band :	LTE Band 2	Band Width :	1.4MHz / QPSK

Lower Band Edge Plot for QPSK-RB Size 1, RB Offset 0

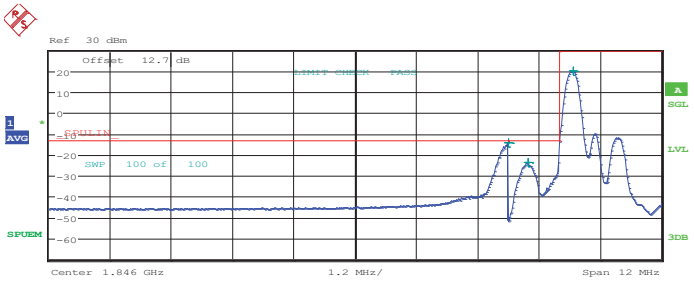

Start [Hz]	Stop [Hz]	RBW [Hz]	Freq [Hz]	PwrAbs [dBm]	Δ Limit [dB]
1.840 G	1.849 G	1.00 M	1.849000 G	-14.57	-1.57
1.849 G	1.850 G	20.00 k	1.849376 G	-23.92	-10.92
1.850 G	1.852 G	100.00 k	1.850272 G	19.85	-10.15

Date: 19.MAR.2014 16:18:27

Lower Band Edge Plot for QPSK-RB Size 6, RB Offset 0

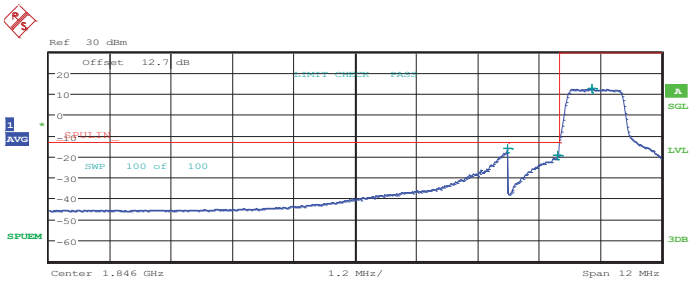

Start [Hz]	Stop [Hz]	RBW [Hz]	Freq [Hz]	PwrAbs [dBm]	Δ Limit [dB]
1.840 G	1.849 G	1.00 M	1.848982 G	-16.38	-3.38
1.849 G	1.850 G	20.00 k	1.849969 G	-19.64	-6.64
1.850 G	1.852 G	100.00 k	1.850634 G	12.25	-17.75

Date: 19.MAR.2014 15:32:57

Higher Band Edge Plot for QPSK-RB Size 1, RB Offset 5

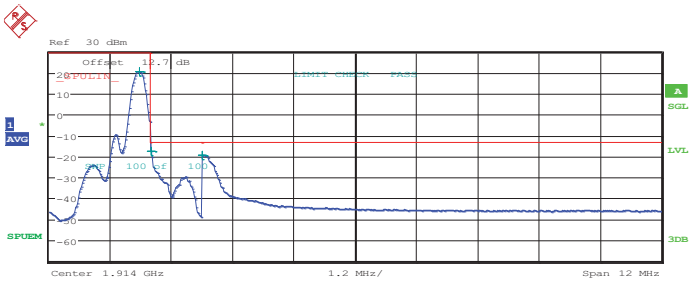

Start [Hz]	Stop [Hz]	RBW [Hz]	Freq [Hz]	PwrAbs [dBm]	Δ Limit [dB]
1.908 G	1.910 G	100.00 k	1.909776 G	20.48	-9.52
1.910 G	1.911 G	20.00 k	1.910008 G	-17.83	-4.83
1.911 G	1.920 G	1.00 M	1.911009 G	-19.51	-6.51

Date: 19.MAR.2014 15:34:28

Higher Band Edge Plot for QPSK-RB Size 6, RB Offset 0

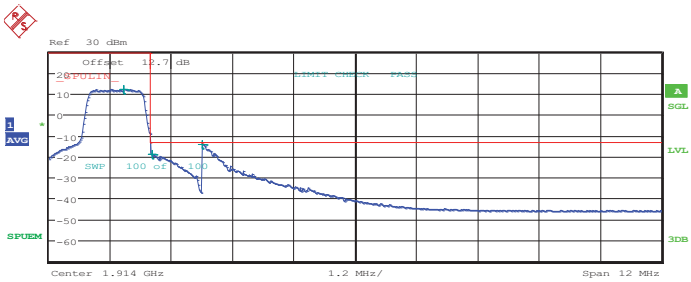

Start [Hz]	Stop [Hz]	RBW [Hz]	Freq [Hz]	PwrAbs [dBm]	Δ Limit [dB]
1.908 G	1.910 G	100.00 k	1.909468 G	11.97	-18.03
1.910 G	1.911 G	20.00 k	1.910022 G	-19.01	-6.01
1.911 G	1.920 G	1.00 M	1.911009 G	-14.35	-1.35

Date: 19.MAR.2014 15:36:00

Band :	LTE Band 2	Band Width :	1.4MHz / 16QAM

Lower Band Edge Plot for 16QAM -RB Size 1, RB Offset 0

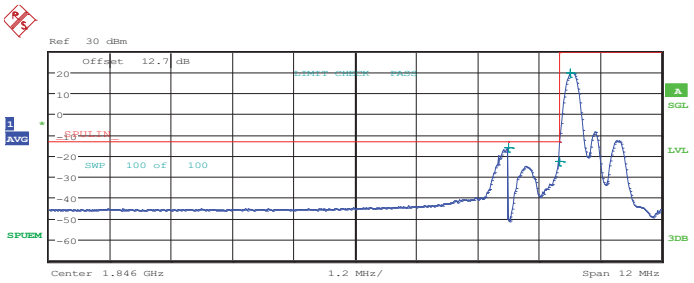

Start [Hz]	Stop [Hz]	RBW [Hz]	Freq [Hz]	PwrAbs [dBm]	Δ Limit [dB]
1.840 G	1.849 G	1.00 M	1.849000 G	-16.35	-3.35
1.849 G	1.850 G	20.00 k	1.849999 G	-22.91	-9.91
1.850 G	1.852 G	100.00 k	1.850208 G	19.59	-10.41

Date: 19.MAR.2014 15:32:11

Lower Band Edge Plot for 16QAM -RB Size 6, RB Offset 0

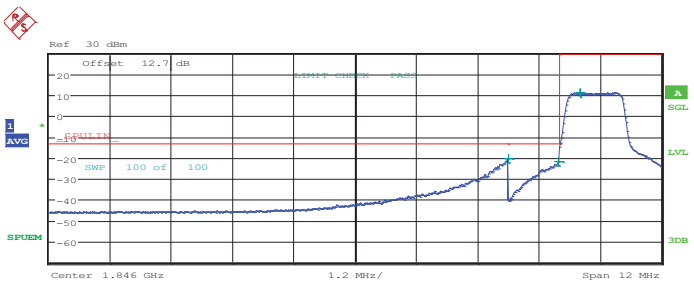

Start [Hz]	Stop [Hz]	RBW [Hz]	Freq [Hz]	PwrAbs [dBm]	Δ Limit [dB]
1.840 G	1.849 G	1.00 M	1.848991 G	-20.34	-7.34
1.849 G	1.850 G	20.00 k	1.849980 G	-21.96	-8.96
1.850 G	1.852 G	100.00 k	1.850402 G	11.00	-19.00

Date: 19.MAR.2014 15:33:42

Higher Band Edge Plot for 16QAM -RB Size 1, RB Offset 5

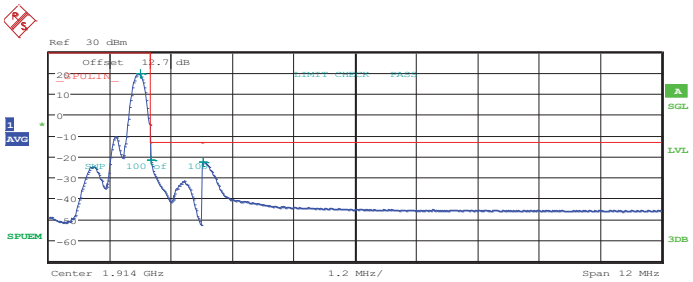

Start [Hz]	Stop [Hz]	RBW [Hz]	Freq [Hz]	PwrAbs [dBm]	Δ Limit [dB]
1.908 G	1.910 G	100.00 k	1.909782 G	19.47	-10.53
1.910 G	1.911 G	20.00 k	1.910005 G	-21.88	-8.88
1.911 G	1.920 G	1.00 M	1.911018 G	-22.58	-9.58

Date: 19.MAR.2014 15:35:14

Higher Band Edge Plot for 16QAM -RB Size 6, RB Offset 0

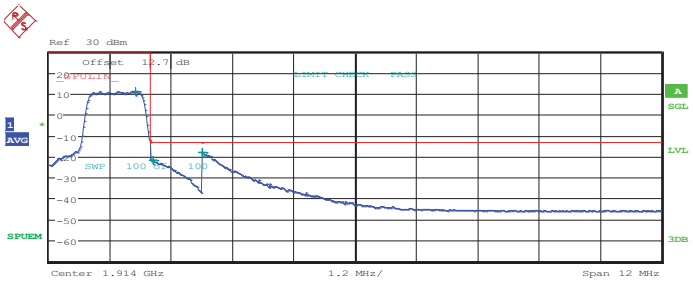

Start [Hz]	Stop [Hz]	RBW [Hz]	Freq [Hz]	PwrAbs [dBm]	Δ Limit [dB]
1.908 G	1.910 G	100.00 k	1.909694 G	11.18	-18.82
1.910 G	1.911 G	20.00 k	1.910029 G	-21.77	-8.77
1.911 G	1.920 G	1.00 M	1.911009 G	-18.05	-5.05

Date: 19.MAR.2014 15:36:45

Band :	LTE Band 2	Band Width :	3MHz / QPSK

Lower Band Edge Plot for QPSK-RB Size 1, RB Offset 0

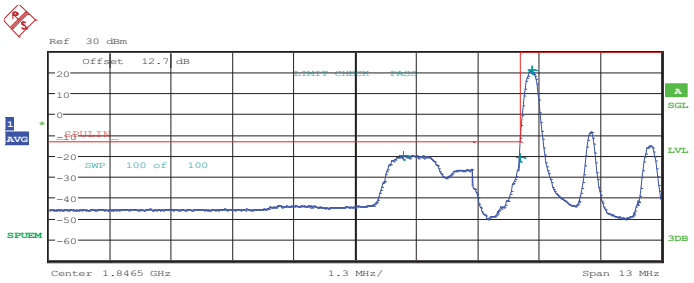

Start [Hz]	Stop [Hz]	RBW [Hz]	Freq [Hz]	PwrAbs [dBm]	Δ Limit [dB]
1.840 G	1.849 G	1.00 M	1.847524 G	-19.77	-6.77
1.849 G	1.850 G	30.00 k	1.849999 G	-21.11	-8.11
1.850 G	1.853 G	100.00 k	1.850246 G	20.71	-9.29

Date: 24.MAR.2014 15:57:31

Lower Band Edge Plot for QPSK-RB Size 15, RB Offset 0

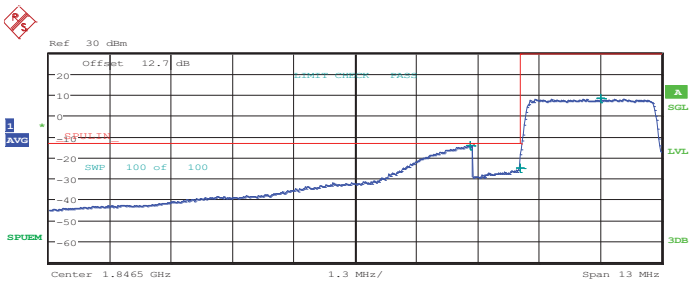

Start [Hz]	Stop [Hz]	RBW [Hz]	Freq [Hz]	PwrAbs [dBm]	Δ Limit [dB]
1.840 G	1.849 G	1.00 M	1.848937 G	-14.53	-1.53
1.849 G	1.850 G	30.00 k	1.849993 G	-25.18	-12.18
1.850 G	1.853 G	100.00 k	1.851707 G	7.96	-22.04

Date: 24.MAR.2014 15:59:03

Higher Band Edge Plot for QPSK-RB Size 1, RB Offset 14

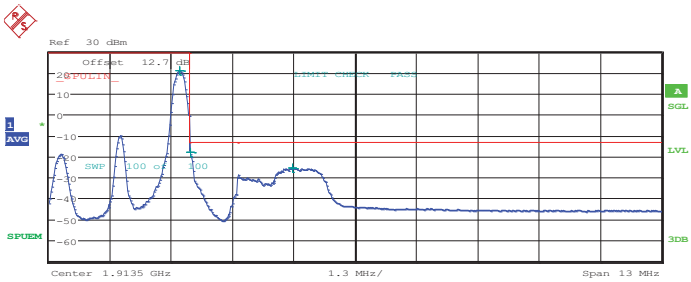

Start [Hz]	Stop [Hz]	RBW [Hz]	Freq [Hz]	PwrAbs [dBm]	Δ Limit [dB]
1.907 G	1.910 G	100.00 k	1.909763 G	20.83	-9.17
1.910 G	1.911 G	30.00 k	1.910005 G	-17.90	-4.90
1.911 G	1.920 G	1.00 M	1.912170 G	-25.84	-12.84

Date: 24.MAR.2014 16:06:40

Higher Band Edge Plot for QPSK-RB Size 15, RB Offset 0

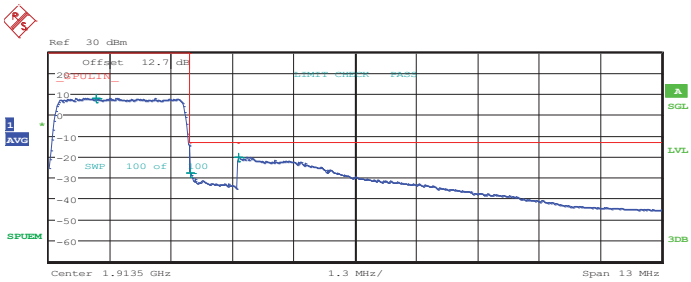

Start [Hz]	Stop [Hz]	RBW [Hz]	Freq [Hz]	PwrAbs [dBm]	Δ Limit [dB]
1.907 G	1.910 G	100.00 k	1.908005 G	7.89	-22.11
1.910 G	1.911 G	30.00 k	1.910008 G	-28.01	-15.01
1.911 G	1.920 G	1.00 M	1.911027 G	-20.32	-7.32

Date: 24.MAR.2014 16:08:13

Band :	LTE Band 2	Band Width :	3MHz / 16QAM

Lower Band Edge Plot for 16QAM -RB Size 1, RB Offset 0

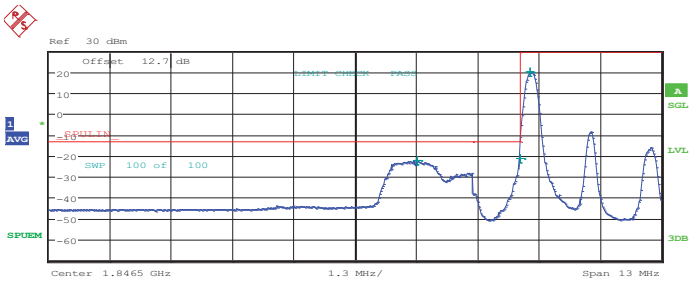

Start [Hz]	Stop [Hz]	RBW [Hz]	Freq [Hz]	PwrAbs [dBm]	Δ Limit [dB]
1.840 G	1.849 G	1.00 M	1.847821 G	-22.41	-9.41
1.849 G	1.850 G	30.00 k	1.849996 G	-21.18	-8.18
1.850 G	1.853 G	100.00 k	1.850216 G	19.92	-10.08

Date: 24.MAR.2014 15:58:17

Lower Band Edge Plot for 16QAM -RB Size 15, RB Offset 0

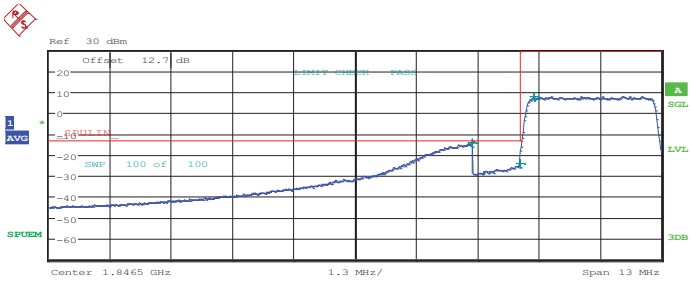

Start [Hz]	Stop [Hz]	RBW [Hz]	Freq [Hz]	PwrAbs [dBm]	Δ Limit [dB]
1.840 G	1.849 G	1.00 M	1.848982 G	-14.19	-1.19
1.849 G	1.850 G	30.00 k	1.849990 G	-24.08	-11.08
1.850 G	1.853 G	100.00 k	1.850282 G	7.72	-22.28

Date: 24.MAR.2014 17:03:22

Higher Band Edge Plot for 16QAM -RB Size 1, RB Offset 14

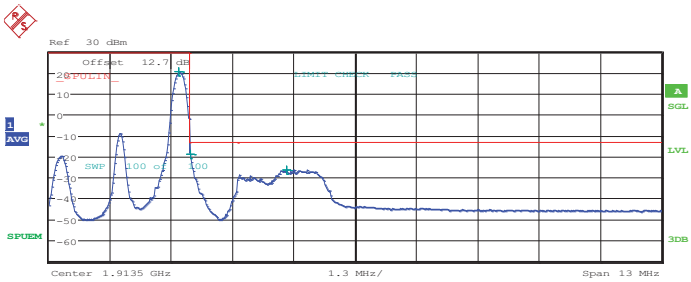

Start [Hz]	Stop [Hz]	RBW [Hz]	Freq [Hz]	PwrAbs [dBm]	Δ Limit [dB]
1.907 G	1.910 G	100.00 k	1.909748 G	20.37	-9.63
1.910 G	1.911 G	30.00 k	1.910007 G	-18.90	-5.90
1.911 G	1.920 G	1.00 M	1.912035 G	-26.44	-13.44

Date: 24.MAR.2014 16:07:27

Higher Band Edge Plot for 16QAM -RB Size 15, RB Offset 0

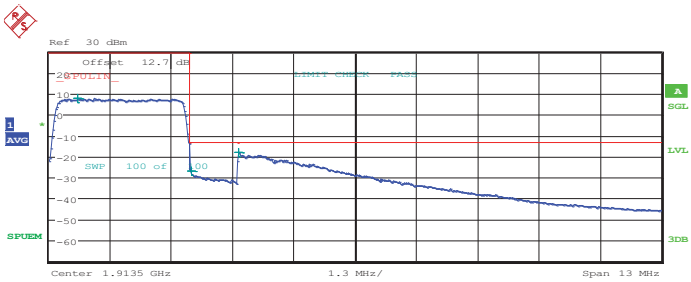

Start [Hz]	Stop [Hz]	RBW [Hz]	Freq [Hz]	PwrAbs [dBm]	Δ Limit [dB]
1.907 G	1.910 G	100.00 k	1.907612 G	7.63	-22.37
1.910 G	1.911 G	30.00 k	1.910016 G	-26.95	-13.95
1.911 G	1.920 G	1.00 M	1.911027 G	-17.89	-4.89

Date: 24.MAR.2014 16:08:59

Band :	LTE Band 2	Band Width :	5MHz / QPSK

Lower Band Edge Plot for QPSK-RB Size 1, RB Offset 0

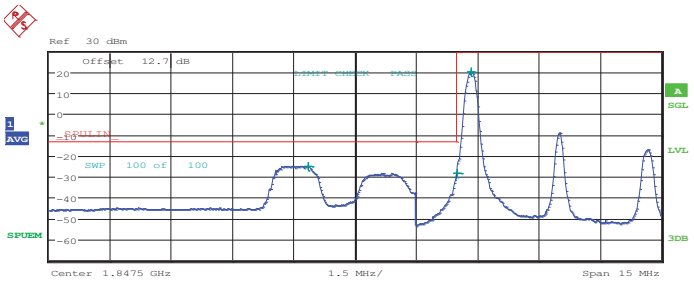

Start [Hz]	Stop [Hz]	RBW [Hz]	Freq [Hz]	PwrAbs [dBm]	Δ Limit [dB]
1.840 G	1.849 G	1.00 M	1.846336 G	-24.94	-11.94
1.849 G	1.850 G	50.00 k	1.849996 G	-28.66	-15.66
1.850 G	1.855 G	100.00 k	1.850330 G	19.96	-10.04

Date: 24.MAR.2014 16:21:10

Lower Band Edge Plot for QPSK-RB Size 25, RB Offset 0

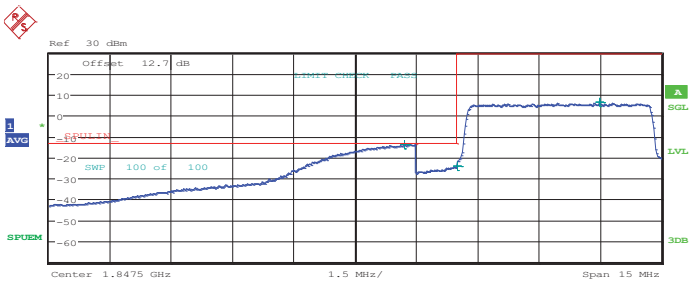

Start [Hz]	Stop [Hz]	RBW [Hz]	Freq [Hz]	PwrAbs [dBm]	Δ Limit [dB]
1.840 G	1.849 G	1.00 M	1.848703 G	-13.91	-0.91
1.849 G	1.850 G	50.00 k	1.849997 G	-24.39	-11.39
1.850 G	1.855 G	100.00 k	1.853490 G	6.18	-23.82

Date: 24.MAR.2014 16:22:43

Higher Band Edge Plot for QPSK-RB Size 1, RB Offset 24

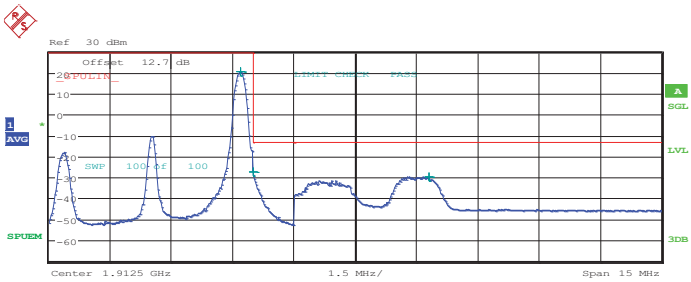

Start [Hz]	Stop [Hz]	RBW [Hz]	Freq [Hz]	PwrAbs [dBm]	Δ Limit [dB]
1.905 G	1.910 G	100.00 k	1.909690 G	20.22	-9.78
1.910 G	1.911 G	50.00 k	1.910003 G	-27.50	-14.50
1.911 G	1.920 G	1.00 M	1.914303 G	-29.83	-16.83

Date: 24.MAR.2014 16:30:23

Higher Band Edge Plot for QPSK-RB Size 25, RB Offset 0

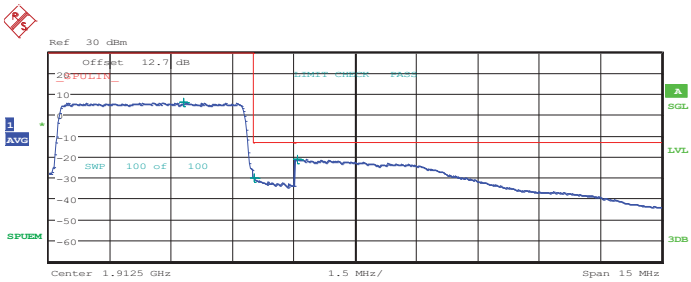

Start [Hz]	Stop [Hz]	RBW [Hz]	Freq [Hz]	PwrAbs [dBm]	Δ Limit [dB]
1.905 G	1.910 G	100.00 k	1.908305 G	5.61	-24.39
1.910 G	1.911 G	50.00 k	1.910023 G	-30.18	-17.18
1.911 G	1.920 G	1.00 M	1.911081 G	-21.41	-8.41

Date: 24.MAR.2014 16:31:55

Band :	LTE Band 2	Band Width :	5MHz / 16QAM

Lower Band Edge Plot for 16QAM-RB Size 1, RB Offset 0

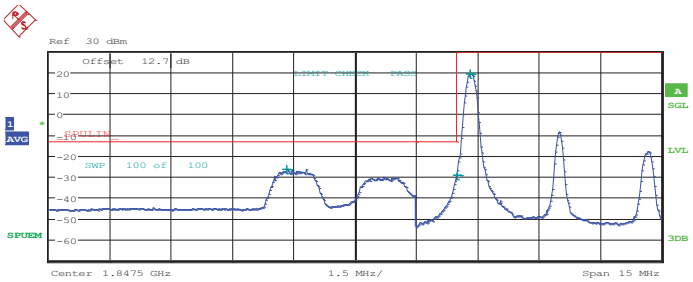

Start [Hz]	Stop [Hz]	RBW [Hz]	Freq [Hz]	PwrAbs [dBm]	Δ Limit [dB]
1.840 G	1.849 G	1.00 M	1.845814 G	-26.78	-13.78
1.849 G	1.850 G	50.00 k	1.849996 G	-29.53	-16.53
1.850 G	1.855 G	100.00 k	1.850320 G	18.94	-11.06

Date: 24.MAR.2014 16:21:56

Lower Band Edge Plot for 16QAM-RB Size 25, RB Offset 0

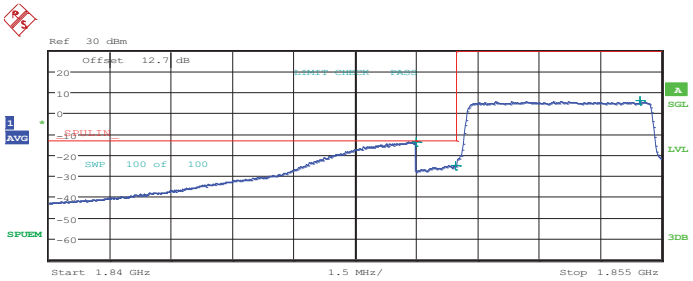

Start [Hz]	Stop [Hz]	RBW [Hz]	Freq [Hz]	PwrAbs [dBm]	Δ Limit [dB]
1.840 G	1.849 G	1.00 M	1.849000 G	-13.96	-0.96
1.849 G	1.850 G	50.00 k	1.849957 G	-25.08	-12.08
1.850 G	1.855 G	100.00 k	1.854460 G	5.72	-24.28

Date: 24.MAR.2014 16:38:50

Higher Band Edge Plot for 16QAM-RB Size 1, RB Offset 24

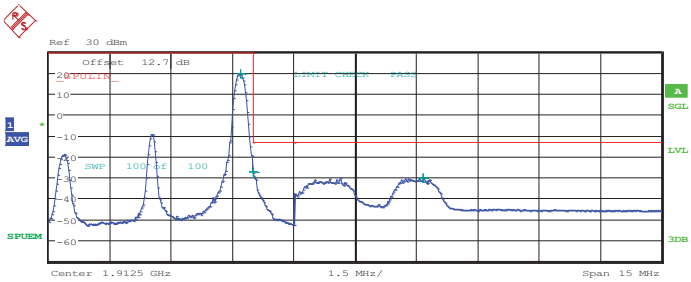

Start [Hz]	Stop [Hz]	RBW [Hz]	Freq [Hz]	PwrAbs [dBm]	Δ Limit [dB]
1.905 G	1.910 G	100.00 k	1.909695 G	19.24	-10.76
1.910 G	1.911 G	50.00 k	1.910001 G	-27.58	-14.58
1.911 G	1.920 G	1.00 M	1.914168 G	-30.47	-17.47

Date: 24.MAR.2014 16:31:09

Higher Band Edge Plot for 16QAM-RB Size 25, RB Offset 0

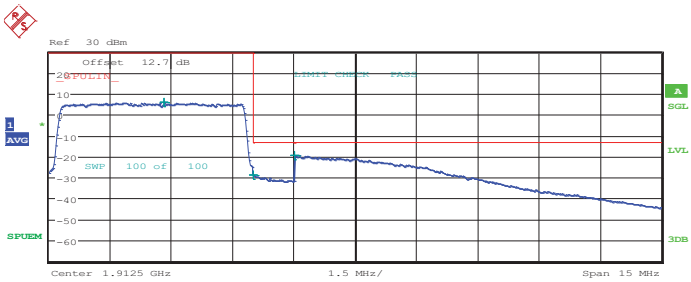

Start [Hz]	Stop [Hz]	RBW [Hz]	Freq [Hz]	PwrAbs [dBm]	Δ Limit [dB]
1.905 G	1.910 G	100.00 k	1.907820 G	5.74	-24.26
1.910 G	1.911 G	50.00 k	1.910005 G	-28.88	-15.88
1.911 G	1.920 G	1.00 M	1.911009 G	-19.50	-6.50

Date: 24.MAR.2014 16:32:42

Band :	LTE Band 2	Band Width :	10MHz / QPSK

Lower Band Edge Plot for QPSK-RB Size 1, RB Offset 0

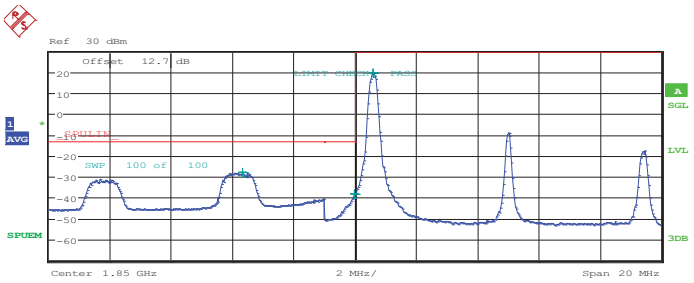

Start [Hz]	Stop [Hz]	RBW [Hz]	Freq [Hz]	PwrAbs [dBm]	Δ Limit [dB]
1.840 G	1.849 G	1.00 M	1.846300 G	-28.20	-15.20
1.849 G	1.850 G	100.00 k	1.849975 G	-38.44	-25.44
1.850 G	1.860 G	100.00 k	1.850590 G	19.35	-10.65

Date: 19.MAR.2014 15:56:41

Lower Band Edge Plot for QPSK-RB Size 50, RB Offset 0

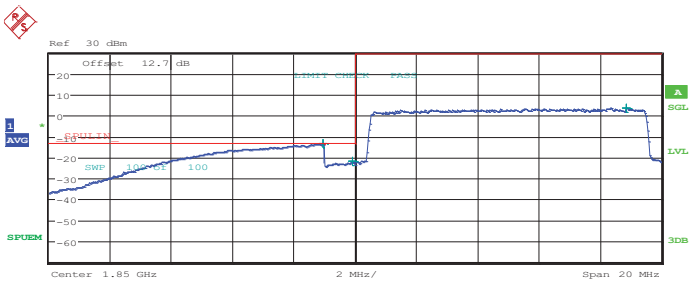

Start [Hz]	Stop [Hz]	RBW [Hz]	Freq [Hz]	PwrAbs [dBm]	Δ Limit [dB]
1.840 G	1.849 G	1.00 M	1.848946 G	-13.55	-0.55
1.849 G	1.850 G	100.00 k	1.849918 G	-22.03	-9.03
1.850 G	1.860 G	100.00 k	1.858840 G	3.66	-26.34

Date: 19.MAR.2014 15:58:12

Higher Band Edge Plot for QPSK-RB Size 1, RB Offset 49

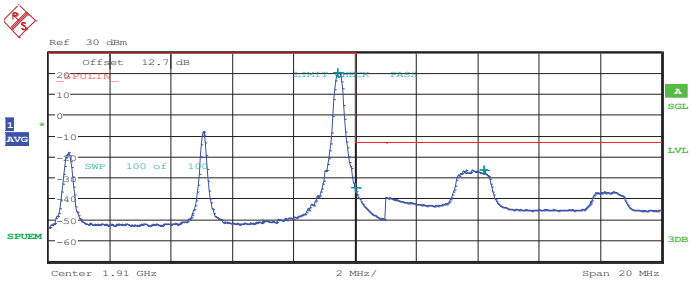

Start [Hz]	Stop [Hz]	RBW [Hz]	Freq [Hz]	PwrAbs [dBm]	Δ Limit [dB]
1.900 G	1.910 G	100.00 k	1.909430 G	20.11	-9.89
1.910 G	1.911 G	100.00 k	1.910001 G	-35.14	-22.14
1.911 G	1.920 G	1.00 M	1.914213 G	-26.43	-13.43

Date: 19.MAR.2014 15:59:43

Higher Band Edge Plot for QPSK-RB Size 50, RB Offset 0

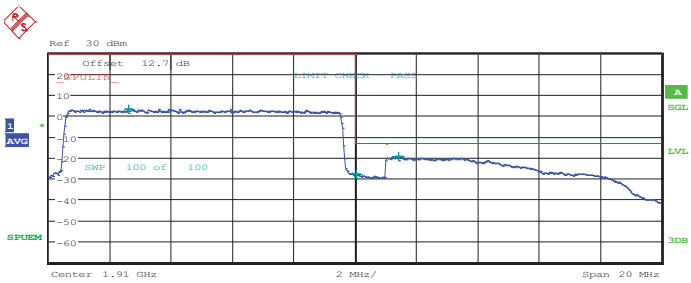

Start [Hz]	Stop [Hz]	RBW [Hz]	Freq [Hz]	PwrAbs [dBm]	Δ Limit [dB]
1.900 G	1.910 G	100.00 k	1.902590 G	3.11	-26.89
1.910 G	1.911 G	100.00 k	1.910033 G	-28.15	-15.15
1.911 G	1.920 G	1.00 M	1.911423 G	-19.51	-6.51

Date: 19.MAR.2014 16:01:14

Band :	LTE Band 2	Band Width :	10MHz / 16QAM

Lower Band Edge Plot for 16QAM-RB Size 1, RB Offset 0

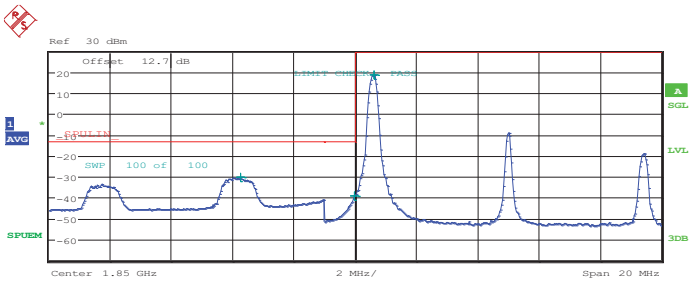

Start [Hz]	Stop [Hz]	RBW [Hz]	Freq [Hz]	PwrAbs [dBm]	Δ Limit [dB]
1.840 G	1.849 G	1.00 M	1.846255 G	-30.43	-17.43
1.849 G	1.850 G	100.00 k	1.849979 G	-39.36	-26.36
1.850 G	1.860 G	100.00 k	1.850610 G	18.57	-11.43

Date: 19.MAR.2014 15:57:27

Lower Band Edge Plot for 16QAM-RB Size 50, RB Offset 0

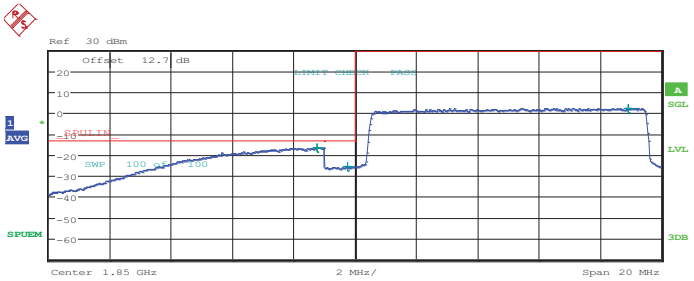

Start [Hz]	Stop [Hz]	RBW [Hz]	Freq [Hz]	PwrAbs [dBm]	Δ Limit [dB]
1.840 G	1.849 G	1.00 M	1.848748 G	-16.69	-3.69
1.849 G	1.850 G	100.00 k	1.849745 G	-25.64	-12.64
1.850 G	1.860 G	100.00 k	1.858910 G	2.21	-27.79

Date: 19.MAR.2014 15:58:58

Higher Band Edge Plot for 16QAM-RB Size 1, RB Offset 49

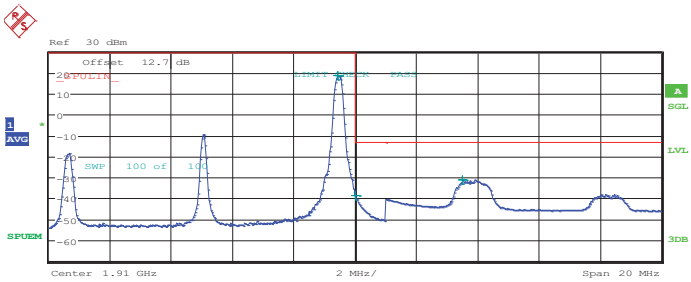

Start [Hz]	Stop [Hz]	RBW [Hz]	Freq [Hz]	PwrAbs [dBm]	Δ Limit [dB]
1.900 G	1.910 G	100.00 k	1.909430 G	18.72	-11.28
1.910 G	1.911 G	100.00 k	1.910008 G	-38.75	-25.75
1.911 G	1.920 G	1.00 M	1.913502 G	-31.10	-18.10

Date: 19.MAR.2014 16:00:29

Higher Band Edge Plot for 16QAM-RB Size 50, RB Offset 0

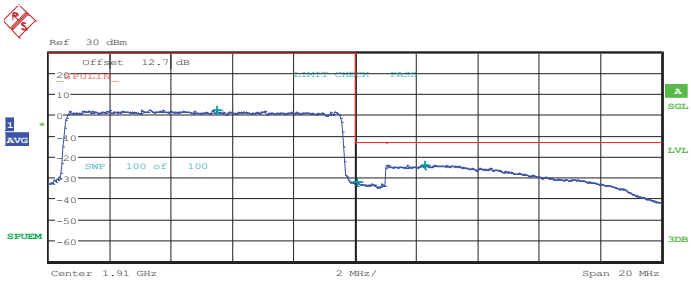

Start [Hz]	Stop [Hz]	RBW [Hz]	Freq [Hz]	PwrAbs [dBm]	Δ Limit [dB]
1.900 G	1.910 G	100.00 k	1.905480 G	2.11	-27.89
1.910 G	1.911 G	100.00 k	1.910051 G	-32.21	-19.21
1.911 G	1.920 G	1.00 M	1.912287 G	-24.07	-11.07

Date: 19.MAR.2014 16:02:01

Band :	LTE Band 2	Band Width :	15MHz / QPSK

Lower Band Edge Plot for QPSK-RB Size 1, RB Offset 0

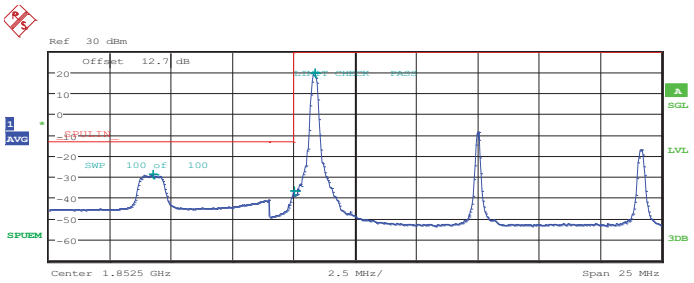

Start [Hz]	Stop [Hz]	RBW [Hz]	Freq [Hz]	PwrAbs [dBm]	Δ Limit [dB]
1.840 G	1.849 G	1.00 M	1.844239 G	-29.05	-16.05
1.849 G	1.850 G	150.00 k	1.849996 G	-37.11	-24.11
1.850 G	1.865 G	100.00 k	1.850855 G	19.50	-10.50

Date: 19.MAR.2014 16:02:47

Lower Band Edge Plot for QPSK-RB Size 75, RB Offset 0

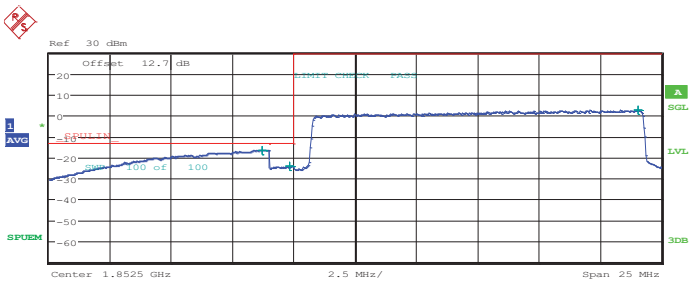

Start [Hz]	Stop [Hz]	RBW [Hz]	Freq [Hz]	PwrAbs [dBm]	Δ Limit [dB]
1.840 G	1.849 G	1.00 M	1.848685 G	-16.50	-3.50
1.849 G	1.850 G	150.00 k	1.849813 G	-24.20	-11.20
1.850 G	1.865 G	100.00 k	1.864040 G	2.55	-27.45

Date: 19.MAR.2014 16:04:18

Higher Band Edge Plot for QPSK-RB Size 1, RB Offset 74

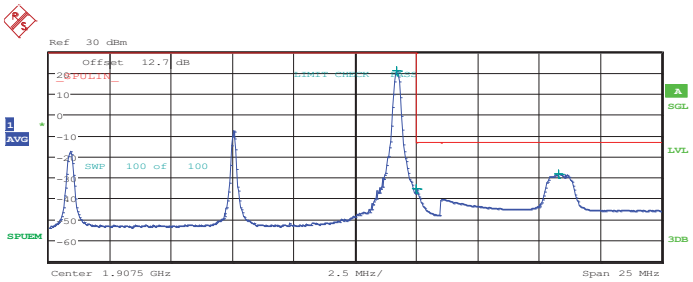

Start [Hz]	Stop [Hz]	RBW [Hz]	Freq [Hz]	PwrAbs [dBm]	Δ Limit [dB]
1.895 G	1.910 G	100.00 k	1.909190 G	20.76	-9.24
1.910 G	1.911 G	150.00 k	1.910003 G	-35.64	-22.64
1.911 G	1.920 G	1.00 M	1.915797 G	-28.42	-15.42

Date: 19.MAR.2014 16:05:49

Higher Band Edge Plot for QPSK-RB Size 75, RB Offset 0

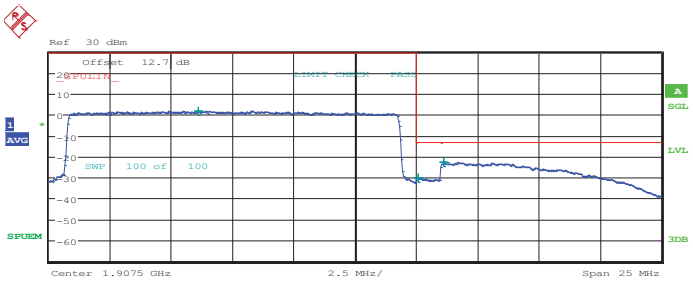

Start [Hz]	Stop [Hz]	RBW [Hz]	Freq [Hz]	PwrAbs [dBm]	Δ Limit [dB]
1.895 G	1.910 G	100.00 k	1.901075 G	1.71	-28.29
1.910 G	1.911 G	150.00 k	1.910082 G	-30.34	-17.34
1.911 G	1.920 G	1.00 M	1.911117 G	-22.97	-9.97

Date: 19.MAR.2014 16:07:21

Band :	LTE Band 2	Band Width :	15MHz / 16QAM

Lower Band Edge Plot for 16QAM-RB Size 1, RB Offset 0

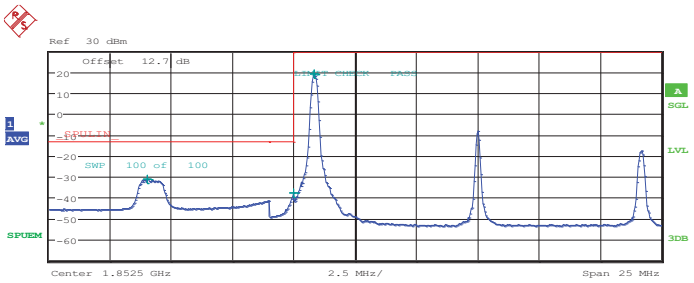

Start [Hz]	Stop [Hz]	RBW [Hz]	Freq [Hz]	PwrAbs [dBm]	Δ Limit [dB]
1.840 G	1.849 G	1.00 M	1.844005 G	-31.10	-18.10
1.849 G	1.850 G	150.00 k	1.849981 G	-37.77	-24.77
1.850 G	1.865 G	100.00 k	1.850810 G	18.90	-11.10

Date: 19.MAR.2014 16:03:32

Lower Band Edge Plot for 16QAM-RB Size 75, RB Offset 0

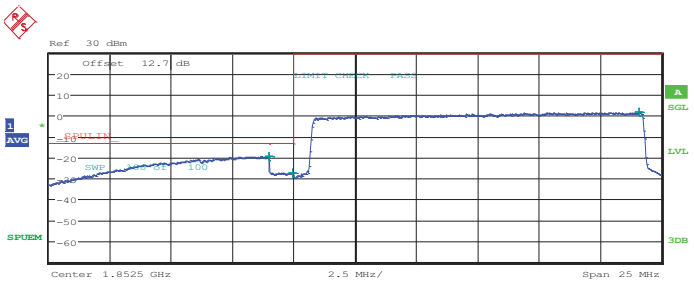

Start [Hz]	Stop [Hz]	RBW [Hz]	Freq [Hz]	PwrAbs [dBm]	Δ Limit [dB]
1.840 G	1.849 G	1.00 M	1.848964 G	-19.38	-6.38
1.849 G	1.850 G	150.00 k	1.849933 G	-27.46	-14.46
1.850 G	1.865 G	100.00 k	1.864085 G	1.54	-28.46

Date: 19.MAR.2014 16:05:04

Higher Band Edge Plot for 16QAM-RB Size 1, RB Offset 74

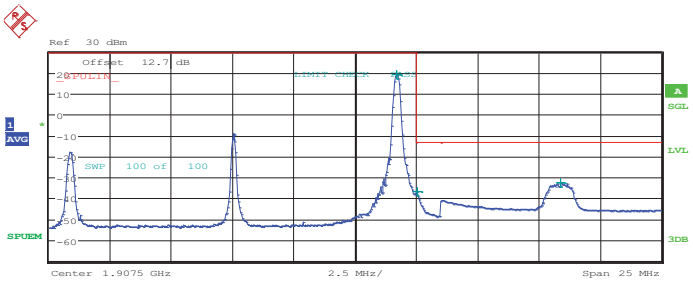

Start [Hz]	Stop [Hz]	RBW [Hz]	Freq [Hz]	PwrAbs [dBm]	Δ Limit [dB]
1.895 G	1.910 G	100.00 k	1.909190 G	19.07	-10.93
1.910 G	1.911 G	150.00 k	1.910006 G	-36.85	-23.85
1.911 G	1.920 G	1.00 M	1.915887 G	-32.84	-19.84

Date: 19.MAR.2014 16:06:35

Higher Band Edge Plot for 16QAM-RB Size 75, RB Offset 0

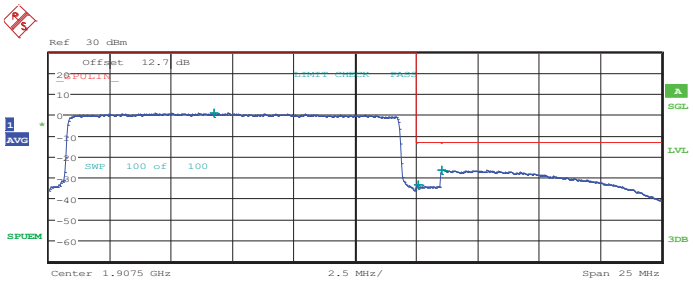

Start [Hz]	Stop [Hz]	RBW [Hz]	Freq [Hz]	PwrAbs [dBm]	Δ Limit [dB]
1.895 G	1.910 G	100.00 k	1.901735 G	0.74	-29.26
1.910 G	1.911 G	150.00 k	1.910070 G	-33.74	-20.74
1.911 G	1.920 G	1.00 M	1.911027 G	-26.55	-13.55

Date: 19.MAR.2014 16:08:06

Band :	LTE Band 2	Band Width :	20MHz / QPSK

Lower Band Edge Plot for QPSK-RB Size 1, RB Offset 0

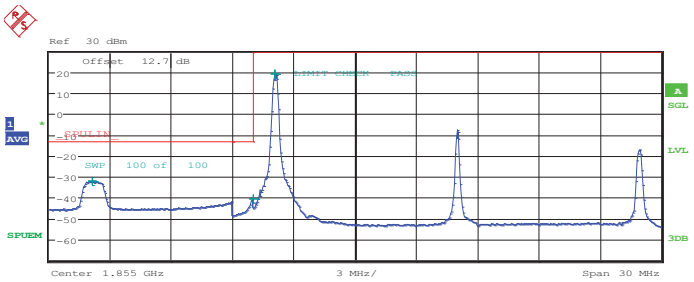

Start [Hz]	Stop [Hz]	RBW [Hz]	Freq [Hz]	PwrAbs [dBm]	Δ Limit [dB]
1.840 G	1.849 G	1.00 M	1.842133 G	-32.13	-19.13
1.849 G	1.850 G	200.00 k	1.849989 G	-40.46	-27.46
1.850 G	1.870 G	100.00 k	1.851060 G	18.80	-11.20

Date: 19.MAR.2014 16:08:52

Lower Band Edge Plot for QPSK-RB Size 100, RB Offset 0

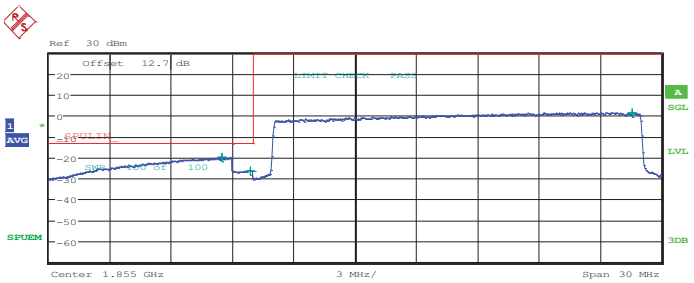

Start [Hz]	Stop [Hz]	RBW [Hz]	Freq [Hz]	PwrAbs [dBm]	Δ Limit [dB]
1.840 G	1.849 G	1.00 M	1.848442 G	-20.20	-7.20
1.849 G	1.850 G	200.00 k	1.849855 G	-26.38	-13.38
1.850 G	1.870 G	100.00 k	1.868580 G	1.30	-28.70

Date: 19.MAR.2014 16:10:23

Higher Band Edge Plot for QPSK-RB Size 1, RB Offset 99

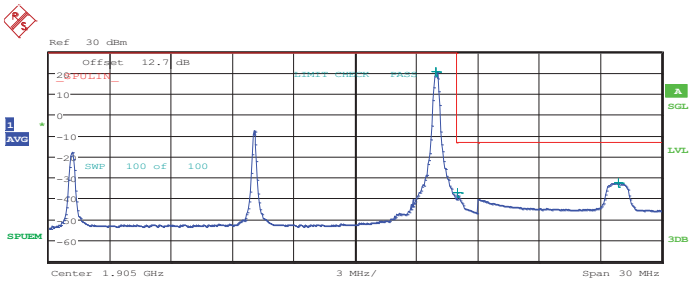

Start [Hz]	Stop [Hz]	RBW [Hz]	Freq [Hz]	PwrAbs [dBm]	Δ Limit [dB]
1.890 G	1.910 G	100.00 k	1.908960 G	20.53	-9.47
1.910 G	1.911 G	200.00 k	1.910020 G	-37.58	-24.58
1.911 G	1.920 G	1.00 M	1.917876 G	-32.48	-19.48

Date: 19.MAR.2014 16:11:54

Higher Band Edge Plot for QPSK-RB Size 100, RB Offset 0

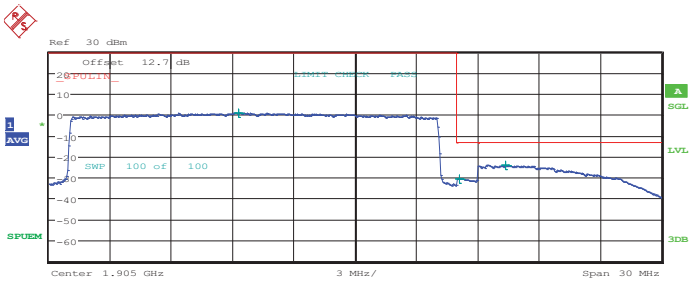

Start [Hz]	Stop [Hz]	RBW [Hz]	Freq [Hz]	PwrAbs [dBm]	Δ Limit [dB]
1.890 G	1.910 G	100.00 k	1.899260 G	0.82	-29.18
1.910 G	1.911 G	200.00 k	1.910105 G	-30.61	-17.61
1.911 G	1.920 G	1.00 M	1.912341 G	-24.28	-11.28

Date: 19.MAR.2014 16:13:25

Band :	LTE Band 2	Band Width :	20MHz / 16QAM

Lower Band Edge Plot for 16QAM-RB Size 1, RB Offset 0

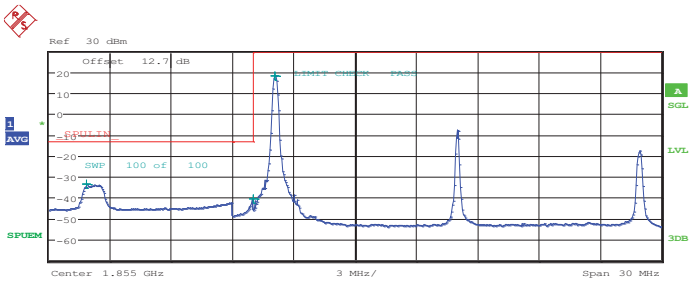

Start [Hz]	Stop [Hz]	RBW [Hz]	Freq [Hz]	PwrAbs [dBm]	Δ Limit [dB]
1.840 G	1.849 G	1.00 M	1.841845 G	-33.82	-20.82
1.849 G	1.850 G	200.00 k	1.849990 G	-40.69	-27.69
1.850 G	1.870 G	100.00 k	1.851060 G	18.20	-11.80

Date: 19.MAR.2014 16:09:37

Lower Band Edge Plot for 16QAM-RB Size 100, RB Offset 0

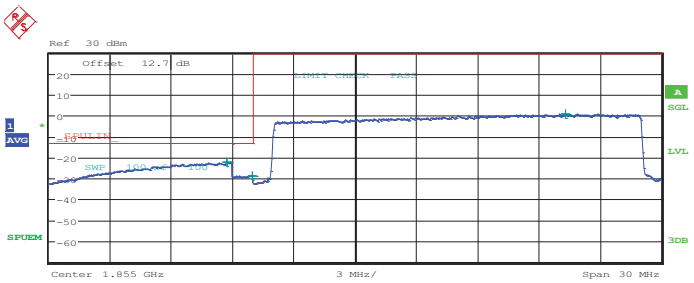

Start [Hz]	Stop [Hz]	RBW [Hz]	Freq [Hz]	PwrAbs [dBm]	Δ Limit [dB]
1.840 G	1.849 G	1.00 M	1.848712 G	-22.55	-9.55
1.849 G	1.850 G	200.00 k	1.849960 G	-28.94	-15.94
1.850 G	1.870 G	100.00 k	1.865280 G	0.78	-29.22

Date: 19.MAR.2014 16:11:08

Higher Band Edge Plot for 16QAM-RB Size 1, RB Offset 99

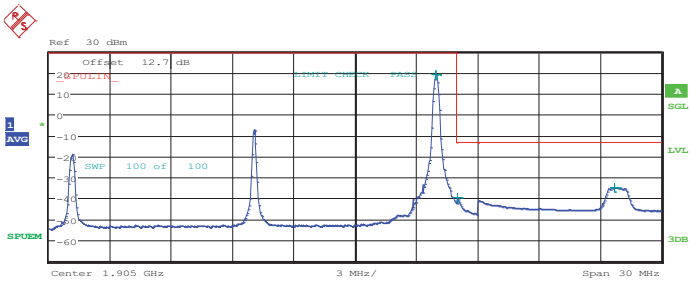

Start [Hz]	Stop [Hz]	RBW [Hz]	Freq [Hz]	PwrAbs [dBm]	Δ Limit [dB]
1.890 G	1.910 G	100.00 k	1.908940 G	19.06	-10.94
1.910 G	1.911 G	200.00 k	1.910002 G	-39.73	-26.73
1.911 G	1.920 G	1.00 M	1.917714 G	-34.81	-21.81

Date: 19.MAR.2014 16:12:40

Higher Band Edge Plot for 16QAM-RB Size 100, RB Offset 0

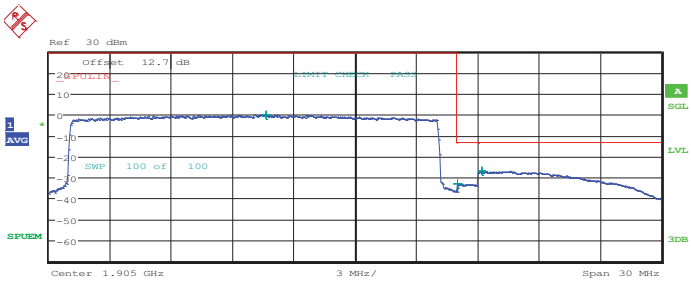

Start [Hz]	Stop [Hz]	RBW [Hz]	Freq [Hz]	PwrAbs [dBm]	Δ Limit [dB]
1.890 G	1.910 G	100.00 k	1.900640 G	-0.08	-30.08
1.910 G	1.911 G	200.00 k	1.910004 G	-33.16	-20.16
1.911 G	1.920 G	1.00 M	1.911189 G	-27.24	-14.24

Date: 19.MAR.2014 16:14:10

Note: The total loss is 12.7 dB of the RF cable and attenuator of LTE Band 2, and has been compensated to the spectrum analyzer offset.

Band :	LTE Band 4	Band Width :	1.4MHz / QPSK

Lower Band Edge Plot for QPSK-RB Size 1, RB Offset 0

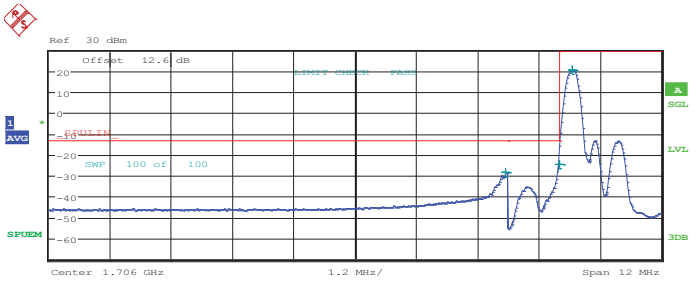

Start [Hz]	Stop [Hz]	RBW [Hz]	Freq [Hz]	PwrAbs [dBm]	Δ Limit [dB]
1.700 G	1.709 G	1.00 M	1.708937 G	-28.37	-15.37
1.709 G	1.710 G	20.00 k	1.709999 G	-24.82	-11.82
1.710 G	1.712 G	100.00 k	1.710248 G	20.38	-9.62

Date: 17.DEC.2013 20:06:19

Lower Band Edge Plot for QPSK-RB Size 6, RB Offset 0

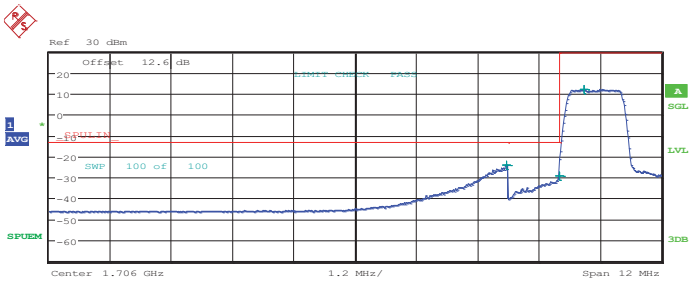

Start [Hz]	Stop [Hz]	RBW [Hz]	Freq [Hz]	PwrAbs [dBm]	Δ Limit [dB]
1.700 G	1.709 G	1.00 M	1.708964 G	-24.21	-11.21
1.709 G	1.710 G	20.00 k	1.709999 G	-29.62	-16.62
1.710 G	1.712 G	100.00 k	1.710478 G	11.78	-18.22

Date: 17.DEC.2013 20:04:20

Higher Band Edge Plot for QPSK-RB Size 1, RB Offset 5

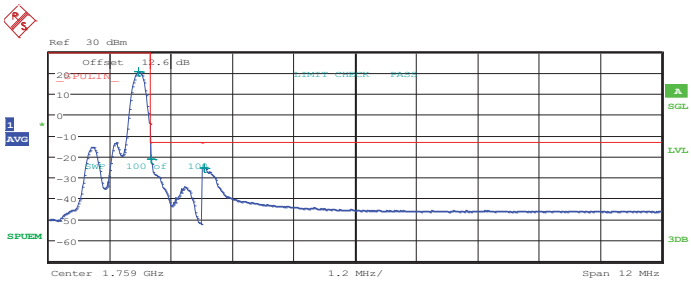

Start [Hz]	Stop [Hz]	RBW [Hz]	Freq [Hz]	PwrAbs [dBm]	Δ Limit [dB]
1.753 G	1.755 G	100.00 k	1.754748 G	20.36	-9.64
1.755 G	1.756 G	20.00 k	1.755007 G	-21.28	-8.28
1.756 G	1.765 G	1.00 M	1.756036 G	-25.54	-12.54

Date: 17.DEC.2013 20:09:58

Higher Band Edge Plot for QPSK-RB Size 6, RB Offset 0

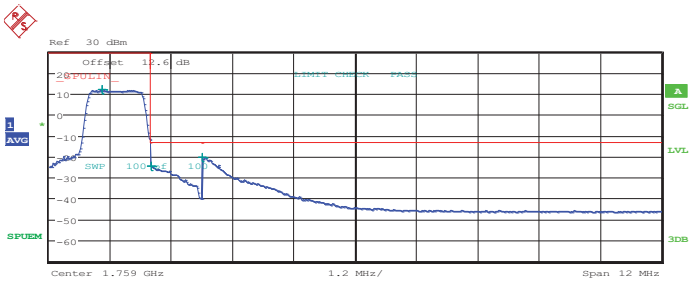

Start [Hz]	Stop [Hz]	RBW [Hz]	Freq [Hz]	PwrAbs [dBm]	Δ Limit [dB]
1.753 G	1.755 G	100.00 k	1.754036 G	11.76	-18.24
1.755 G	1.756 G	20.00 k	1.755004 G	-24.77	-11.77
1.756 G	1.765 G	1.00 M	1.756000 G	-20.43	-7.43

Date: 17.DEC.2013 20:08:48

Band :	LTE Band 4	Band Width :	1.4MHz / 16QAM

Lower Band Edge Plot for 16QAM -RB Size 1, RB Offset 0

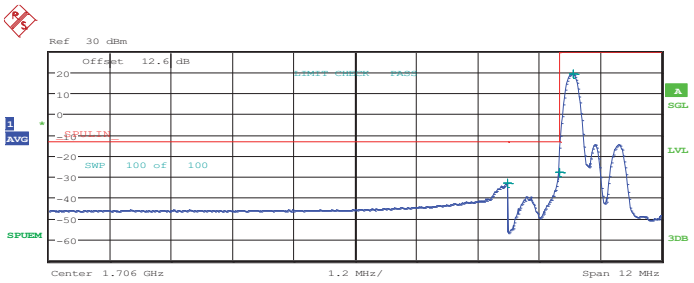

Start [Hz]	Stop [Hz]	RBW [Hz]	Freq [Hz]	PwrAbs [dBm]	Δ Limit [dB]
1.700 G	1.709 G	1.00 M	1.708973 G	-32.93	-19.93
1.709 G	1.710 G	20.00 k	1.709991 G	-28.18	-15.18
1.710 G	1.712 G	100.00 k	1.710270 G	19.12	-10.88

Date: 17.DEC.2013 20:05:49

Lower Band Edge Plot for 16QAM-RB Size 6, RB Offset 0

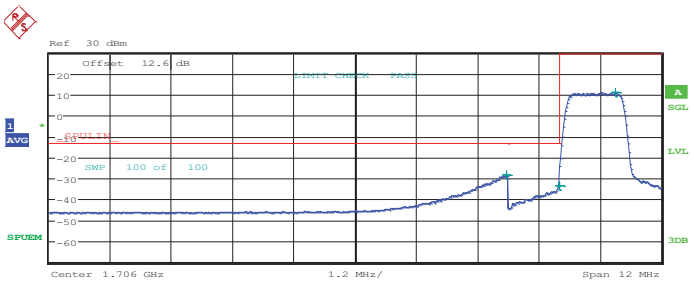

Start [Hz]	Stop [Hz]	RBW [Hz]	Freq [Hz]	PwrAbs [dBm]	Δ Limit [dB]
1.700 G	1.709 G	1.00 M	1.708955 G	-28.28	-15.28
1.709 G	1.710 G	20.00 k	1.709993 G	-33.62	-20.62
1.710 G	1.712 G	100.00 k	1.711098 G	10.77	-19.23

Date: 17.DEC.2013 20:04:56

Higher Band Edge Plot for 16QAM-RB Size 1, RB Offset 5

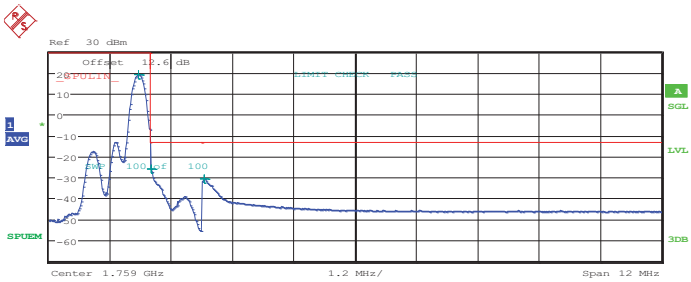

Start [Hz]	Stop [Hz]	RBW [Hz]	Freq [Hz]	PwrAbs [dBm]	Δ Limit [dB]
1.753 G	1.755 G	100.00 k	1.754750 G	18.84	-11.16
1.755 G	1.756 G	20.00 k	1.755004 G	-25.89	-12.89
1.756 G	1.765 G	1.00 M	1.756045 G	-30.90	-17.90

Date: 17.DEC.2013 20:10:21

Higher Band Edge Plot for 16QAM-RB Size 6, RB Offset 0

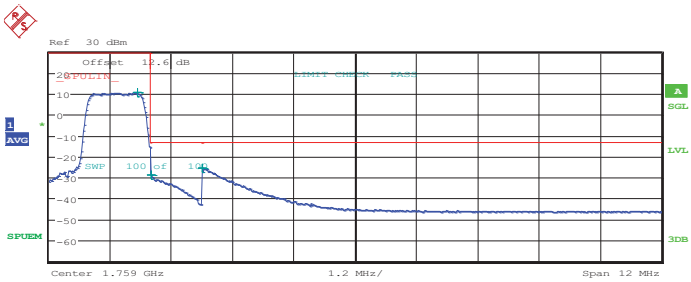

Start [Hz]	Stop [Hz]	RBW [Hz]	Freq [Hz]	PwrAbs [dBm]	Δ Limit [dB]
1.753 G	1.755 G	100.00 k	1.754734 G	10.41	-19.59
1.755 G	1.756 G	20.00 k	1.755002 G	-28.75	-15.75
1.756 G	1.765 G	1.00 M	1.756009 G	-25.59	-12.59

Date: 17.DEC.2013 20:08:13

Band :	LTE Band 4	Band Width :	3MHz / QPSK

Lower Band Edge Plot for QPSK-RB Size 1, RB Offset 0

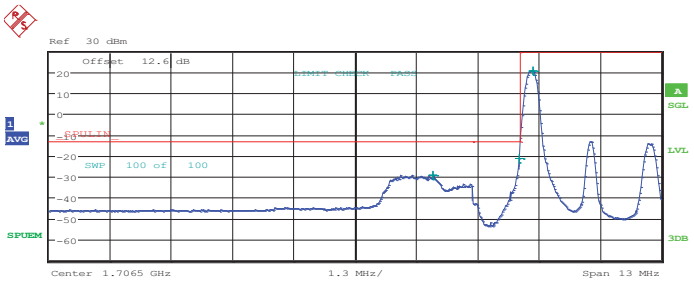

Start [Hz]	Stop [Hz]	RBW [Hz]	Freq [Hz]	PwrAbs [dBm]	Δ Limit [dB]
1.700 G	1.709 G	1.00 M	1.708154 G	-29.19	-16.19
1.709 G	1.710 G	30.00 k	1.709986 G	-21.32	-8.32
1.710 G	1.713 G	100.00 k	1.710261 G	20.43	-9.57

Date: 21.DEC.2013 14:20:04

Lower Band Edge Plot for QPSK-RB Size 15, RB Offset 0

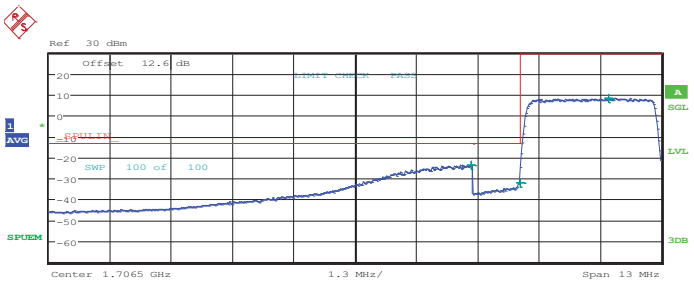

Start [Hz]	Stop [Hz]	RBW [Hz]	Freq [Hz]	PwrAbs [dBm]	Δ Limit [dB]
1.700 G	1.709 G	1.00 M	1.708955 G	-23.62	-10.62
1.709 G	1.710 G	30.00 k	1.709994 G	-32.08	-19.08
1.710 G	1.713 G	100.00 k	1.711881 G	8.27	-21.73

Date: 21.DEC.2013 14:20:51

Higher Band Edge Plot for QPSK-RB Size 1, RB Offset 14

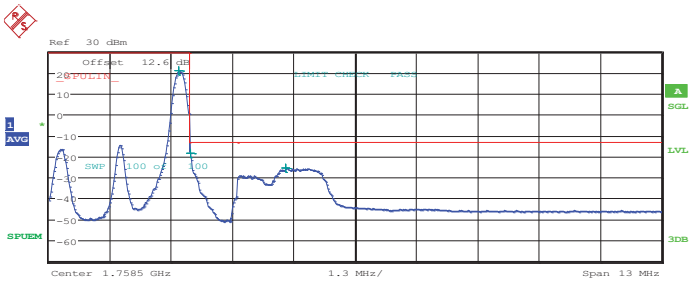

Start [Hz]	Stop [Hz]	RBW [Hz]	Freq [Hz]	PwrAbs [dBm]	Δ Limit [dB]
1.752 G	1.755 G	100.00 k	1.754760 G	20.97	-9.03
1.755 G	1.756 G	30.00 k	1.755006 G	-18.57	-5.57
1.756 G	1.765 G	1.00 M	1.757026 G	-25.42	-12.42

Date: 21.DEC.2013 14:27:01

Higher Band Edge Plot for QPSK-RB Size 15, RB Offset 0

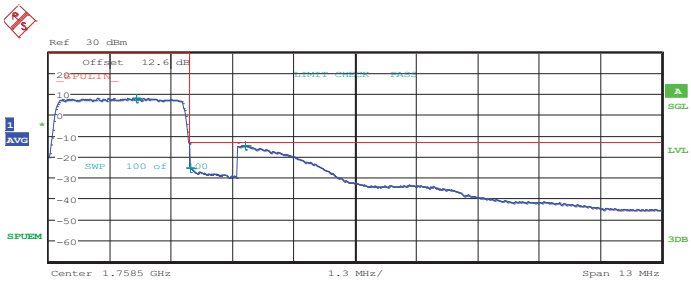

Start [Hz]	Stop [Hz]	RBW [Hz]	Freq [Hz]	PwrAbs [dBm]	Δ Limit [dB]
1.752 G	1.755 G	100.00 k	1.753845 G	7.92	-22.08
1.755 G	1.756 G	30.00 k	1.755009 G	-25.75	-12.75
1.756 G	1.765 G	1.00 M	1.756162 G	-14.91	-1.91

Date: 21.DEC.2013 14:27:49

Band :	LTE Band 4	Band Width :	3MHz / 16QAM

Lower Band Edge Plot for 16QAM-RB Size 1, RB Offset 0

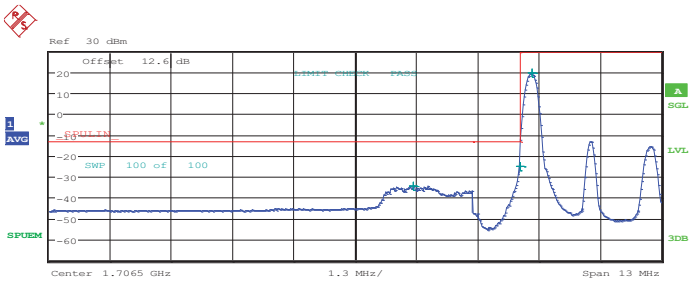

Start [Hz]	Stop [Hz]	RBW [Hz]	Freq [Hz]	PwrAbs [dBm]	Δ Limit [dB]
1.700 G	1.709 G	1.00 M	1.707722 G	-34.42	-21.42
1.709 G	1.710 G	30.00 k	1.709998 G	-25.27	-12.27
1.710 G	1.713 G	100.00 k	1.710246 G	19.28	-10.72

Date: 21.DEC.2013 14:20:28

Lower Band Edge Plot for 16QAM-RB Size 15, RB Offset 0

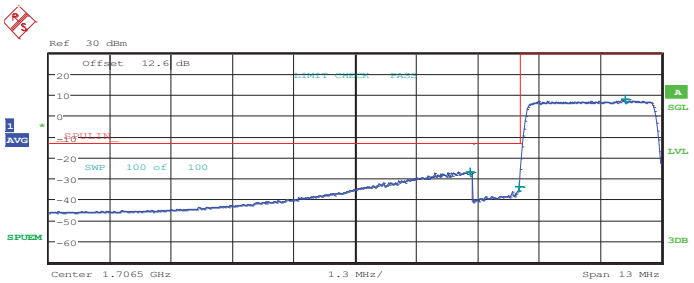

Start [Hz]	Stop [Hz]	RBW [Hz]	Freq [Hz]	PwrAbs [dBm]	Δ Limit [dB]
1.700 G	1.709 G	1.00 M	1.708946 G	-26.96	-13.96
1.709 G	1.710 G	30.00 k	1.709989 G	-34.25	-21.25
1.710 G	1.713 G	100.00 k	1.712232 G	7.64	-22.36

Date: 21.DEC.2013 14:21:20

Higher Band Edge Plot for 16QAM-RB Size 1, RB Offset 14

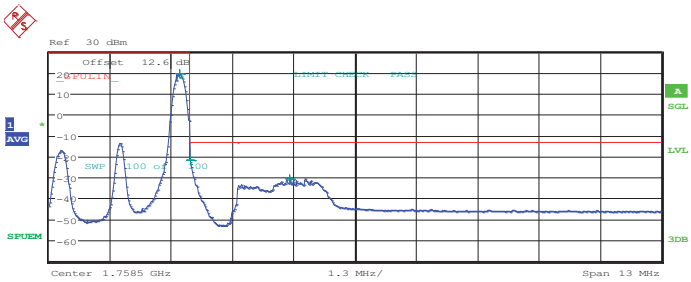

Start [Hz]	Stop [Hz]	RBW [Hz]	Freq [Hz]	PwrAbs [dBm]	Δ Limit [dB]
1.752 G	1.755 G	100.00 k	1.754766 G	19.44	-10.56
1.755 G	1.756 G	30.00 k	1.755002 G	-22.02	-9.02
1.756 G	1.765 G	1.00 M	1.757107 G	-30.79	-17.79

Date: 21.DEC.2013 14:27:27

Higher Band Edge Plot for 16QAM-RB Size 15, RB Offset 0

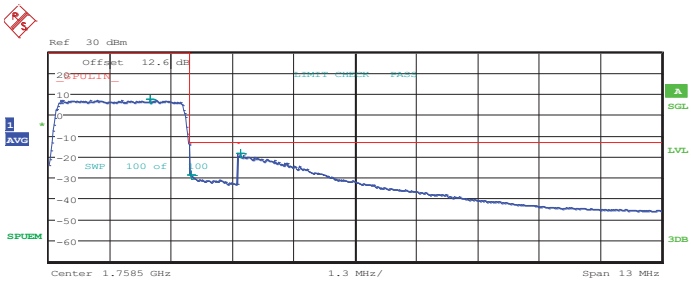

Start [Hz]	Stop [Hz]	RBW [Hz]	Freq [Hz]	PwrAbs [dBm]	Δ Limit [dB]
1.752 G	1.755 G	100.00 k	1.754139 G	7.12	-22.88
1.755 G	1.756 G	30.00 k	1.755012 G	-28.97	-15.97
1.756 G	1.765 G	1.00 M	1.756063 G	-18.75	-5.75

Date: 21.DEC.2013 14:28:11

Band :	LTE Band 4	Band Width :	5MHz / QPSK

Lower Band Edge Plot for QPSK-RB Size 1, RB Offset 0

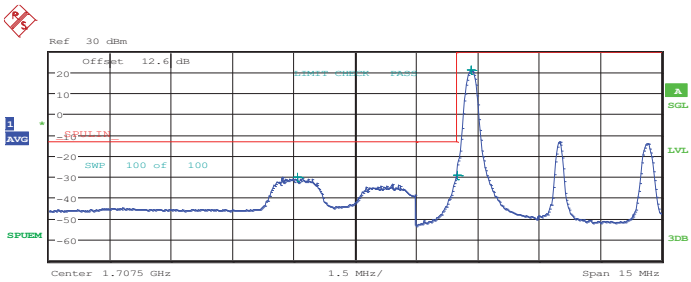

Start [Hz]	Stop [Hz]	RBW [Hz]	Freq [Hz]	PwrAbs [dBm]	Δ Limit [dB]
1.700 G	1.709 G	1.00 M	1.706075 G	-30.17	-17.17
1.709 G	1.710 G	50.00 k	1.709995 G	-29.55	-16.55
1.710 G	1.715 G	100.00 k	1.710330 G	20.62	-9.38

Date: 21.DEC.2013 14:31:32

Lower Band Edge Plot for QPSK-RB Size 25, RB Offset 0

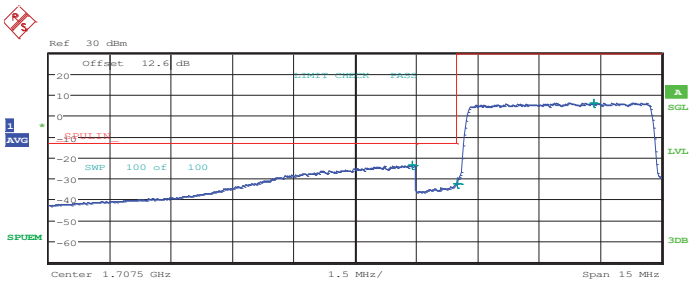

Start [Hz]	Stop [Hz]	RBW [Hz]	Freq [Hz]	PwrAbs [dBm]	Δ Limit [dB]
1.700 G	1.709 G	1.00 M	1.708901 G	-23.62	-10.62
1.709 G	1.710 G	50.00 k	1.709990 G	-32.80	-19.80
1.710 G	1.715 G	100.00 k	1.713335 G	6.01	-23.99

Date: 21.DEC.2013 14:32:19

Higher Band Edge Plot for QPSK-RB Size 1, RB Offset 24

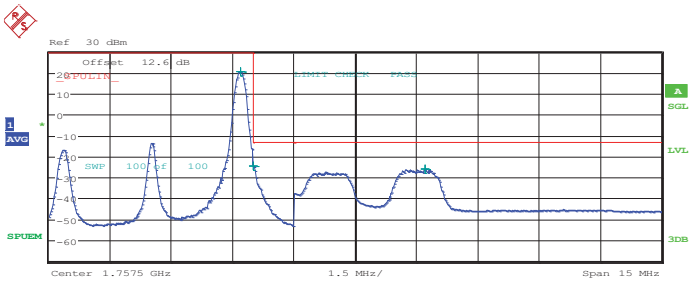

Start [Hz]	Stop [Hz]	RBW [Hz]	Freq [Hz]	PwrAbs [dBm]	Δ Limit [dB]
1.750 G	1.755 G	100.00 k	1.754690 G	20.31	-9.69
1.755 G	1.756 G	50.00 k	1.755007 G	-24.55	-11.55
1.756 G	1.765 G	1.00 M	1.759213 G	-26.12	-13.12

Date: 21.DEC.2013 14:38:26

Higher Band Edge Plot for QPSK-RB Size 25, RB Offset 0

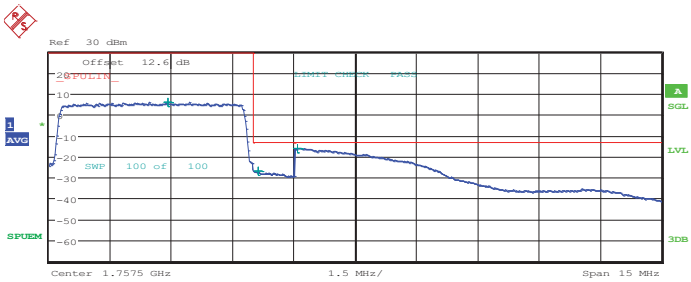

Start [Hz]	Stop [Hz]	RBW [Hz]	Freq [Hz]	PwrAbs [dBm]	Δ Limit [dB]
1.750 G	1.755 G	100.00 k	1.752905 G	5.81	-24.19
1.755 G	1.756 G	50.00 k	1.755129 G	-26.91	-13.91
1.756 G	1.765 G	1.00 M	1.756090 G	-16.11	-3.11

Date: 21.DEC.2013 14:39:10

Band :	LTE Band 4	Band Width :	5MHz / 16QAM

Lower Band Edge Plot for 16QAM-RB Size 1, RB Offset 0

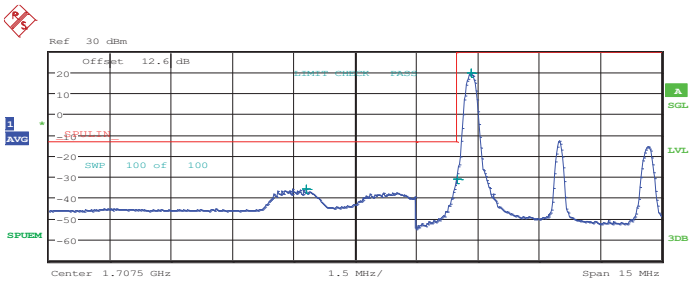

Start [Hz]	Stop [Hz]	RBW [Hz]	Freq [Hz]	PwrAbs [dBm]	Δ Limit [dB]
1.700 G	1.709 G	1.00 M	1.706300 G	-35.94	-22.94
1.709 G	1.710 G	50.00 k	1.709988 G	-31.33	-18.33
1.710 G	1.715 G	100.00 k	1.710325 G	19.35	-10.65

Date: 21.DEC.2013 14:31:56

Lower Band Edge Plot for 16QAM-RB Size 25, RB Offset 0

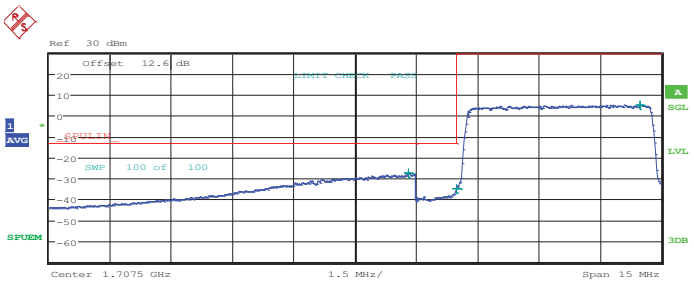

Start [Hz]	Stop [Hz]	RBW [Hz]	Freq [Hz]	PwrAbs [dBm]	Δ Limit [dB]
1.700 G	1.709 G	1.00 M	1.708802 G	-27.72	-14.72
1.709 G	1.710 G	50.00 k	1.709980 G	-35.17	-22.17
1.710 G	1.715 G	100.00 k	1.714480 G	5.07	-24.93

Date: 21.DEC.2013 14:32:42

Higher Band Edge Plot for 16QAM-RB Size 1, RB Offset 24

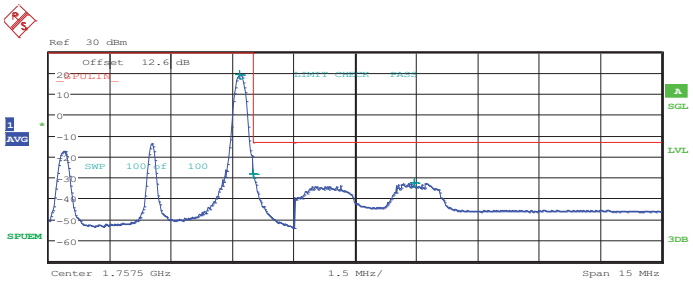

Start [Hz]	Stop [Hz]	RBW [Hz]	Freq [Hz]	PwrAbs [dBm]	Δ Limit [dB]
1.750 G	1.755 G	100.00 k	1.754675 G	19.10	-10.90
1.755 G	1.756 G	50.00 k	1.755001 G	-28.51	-15.51
1.756 G	1.765 G	1.00 M	1.758934 G	-32.79	-19.79

Date: 21.DEC.2013 14:38:49

Higher Band Edge Plot for 16QAM-RB Size 25, RB Offset 0

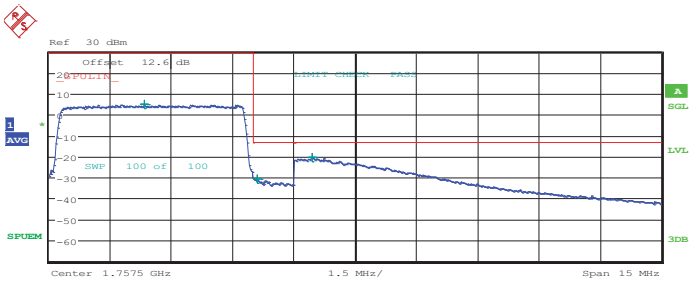

Start [Hz]	Stop [Hz]	RBW [Hz]	Freq [Hz]	PwrAbs [dBm]	Δ Limit [dB]
1.750 G	1.755 G	100.00 k	1.752325 G	4.71	-25.29
1.755 G	1.756 G	50.00 k	1.755106 G	-30.95	-17.95
1.756 G	1.765 G	1.00 M	1.756432 G	-20.67	-7.67

Date: 21.DEC.2013 14:39:31

Band :	LTE Band 4	Band Width :	10MHz / QPSK

Lower Band Edge Plot for QPSK-RB Size 1, RB Offset 0

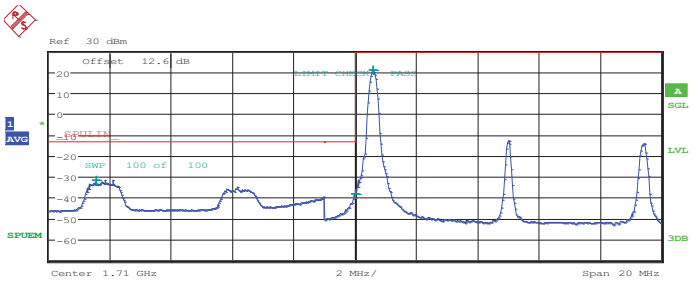

Start [Hz]	Stop [Hz]	RBW [Hz]	Freq [Hz]	PwrAbs [dBm]	Δ Limit [dB]
1.700 G	1.709 G	1.00 M	1.701530 G	-31.52	-18.52
1.709 G	1.710 G	100.00 k	1.709992 G	-38.15	-25.15
1.710 G	1.720 G	100.00 k	1.710580 G	20.98	-9.02

Date: 21.DEC.2013 14:43:50

Lower Band Edge Plot for QPSK-RB Size 50, RB Offset 0

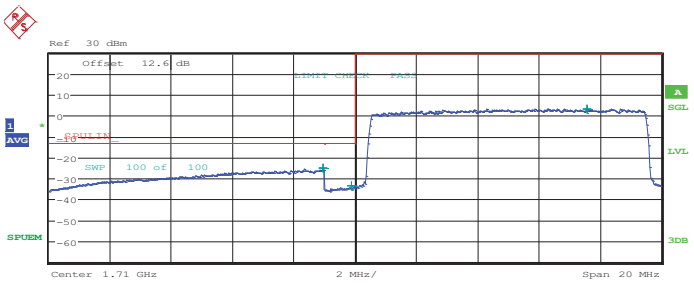

Start [Hz]	Stop [Hz]	RBW [Hz]	Freq [Hz]	PwrAbs [dBm]	Δ Limit [dB]
1.700 G	1.709 G	1.00 M	1.708928 G	-25.17	-12.17
1.709 G	1.710 G	100.00 k	1.709864 G	-33.78	-20.78
1.710 G	1.720 G	100.00 k	1.717560 G	3.00	-27.00

Date: 21.DEC.2013 14:44:59

Higher Band Edge Plot for QPSK-RB Size 1, RB Offset 49

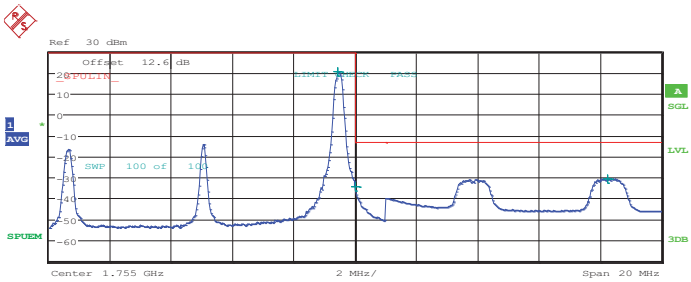

Start [Hz]	Stop [Hz]	RBW [Hz]	Freq [Hz]	PwrAbs [dBm]	Δ Limit [dB]
1.745 G	1.755 G	100.00 k	1.754430 G	20.18	-9.82
1.755 G	1.756 G	100.00 k	1.755009 G	-34.65	-21.65
1.756 G	1.765 G	1.00 M	1.763245 G	-30.59	-17.59

Date: 21.DEC.2013 14:51:12

Higher Band Edge Plot for QPSK-RB Size 50, RB Offset 0

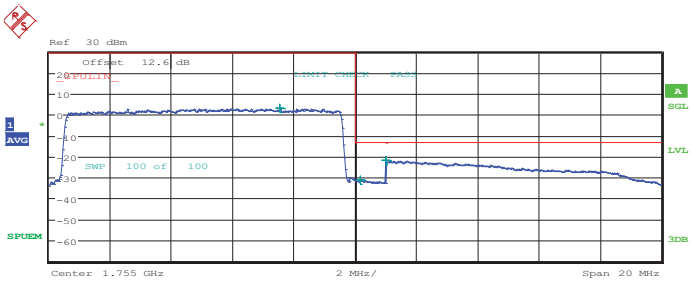

Start [Hz]	Stop [Hz]	RBW [Hz]	Freq [Hz]	PwrAbs [dBm]	Δ Limit [dB]
1.745 G	1.755 G	100.00 k	1.752540 G	2.86	-27.14
1.755 G	1.756 G	100.00 k	1.755161 G	-31.19	-18.19
1.756 G	1.765 G	1.00 M	1.756000 G	-22.03	-9.03

Date: 21.DEC.2013 14:51:56

Band :	LTE Band 4	Band Width :	10MHz / 16QAM

Lower Band Edge Plot for 16QAM-RB Size 1, RB Offset 0

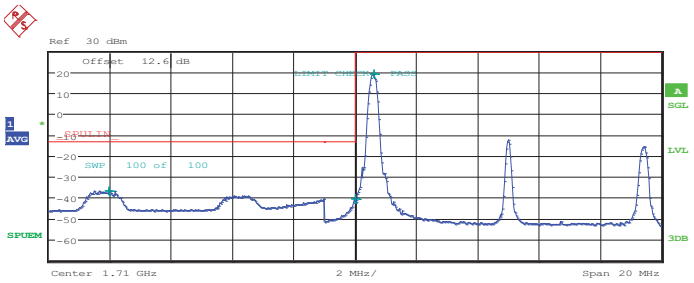

Start [Hz]	Stop [Hz]	RBW [Hz]	Freq [Hz]	PwrAbs [dBm]	Δ Limit [dB]
1.700 G	1.709 G	1.00 M	1.701962 G	-36.84	-23.84
1.709 G	1.710 G	100.00 k	1.709995 G	-40.66	-27.66
1.710 G	1.720 G	100.00 k	1.710600 G	19.11	-10.89

Date: 21.DEC.2013 14:44:26

Lower Band Edge Plot for 16QAM-RB Size 50, RB Offset 0

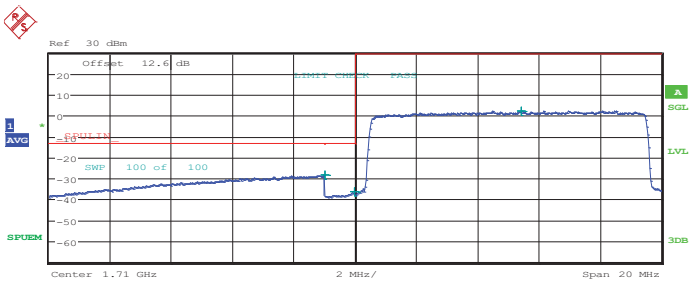

Start [Hz]	Stop [Hz]	RBW [Hz]	Freq [Hz]	PwrAbs [dBm]	Δ Limit [dB]
1.700 G	1.709 G	1.00 M	1.709000 G	-28.68	-15.68
1.709 G	1.710 G	100.00 k	1.709952 G	-36.47	-23.47
1.710 G	1.720 G	100.00 k	1.715430 G	2.03	-27.97

Date: 21.DEC.2013 14:45:22

Higher Band Edge Plot for 16QAM-RB Size 1, RB Offset 49

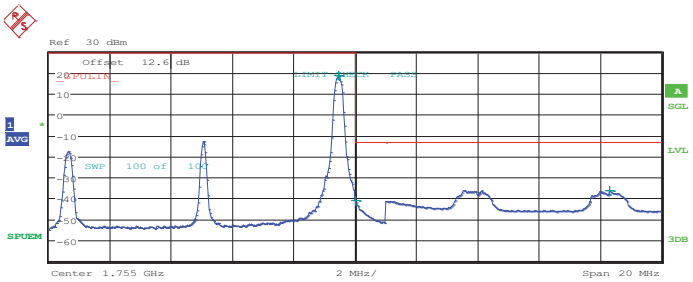

Start [Hz]	Stop [Hz]	RBW [Hz]	Freq [Hz]	PwrAbs [dBm]	Δ Limit [dB]
1.745 G	1.755 G	100.00 k	1.754470 G	18.53	-11.47
1.755 G	1.756 G	100.00 k	1.755001 G	-41.02	-28.02
1.756 G	1.765 G	1.00 M	1.763299 G	-36.34	-23.34

Date: 21.DEC.2013 14:51:33

Higher Band Edge Plot for 16QAM-RB Size 50, RB Offset 0

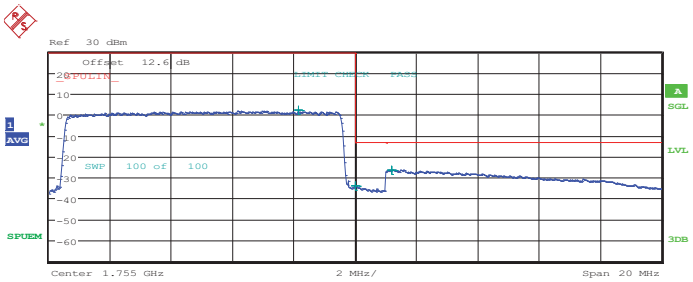

Start [Hz]	Stop [Hz]	RBW [Hz]	Freq [Hz]	PwrAbs [dBm]	Δ Limit [dB]
1.745 G	1.755 G	100.00 k	1.753130 G	1.92	-28.08
1.755 G	1.756 G	100.00 k	1.755007 G	-34.09	-21.09
1.756 G	1.765 G	1.00 M	1.756189 G	-26.34	-13.34

Date: 21.DEC.2013 14:52:18

Band :	LTE Band 4	Band Width :	15MHz / QPSK

Lower Band Edge Plot for QPSK-RB Size 1, RB Offset 0

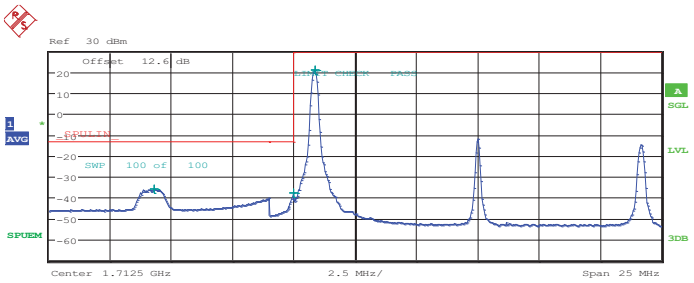

Start [Hz]	Stop [Hz]	RBW [Hz]	Freq [Hz]	PwrAbs [dBm]	Δ Limit [dB]
1.700 G	1.709 G	1.00 M	1.704293 G	-36.15	-23.15
1.709 G	1.710 G	150.00 k	1.709984 G	-37.78	-24.78
1.710 G	1.725 G	100.00 k	1.710840 G	21.00	-9.00

Date: 21.DEC.2013 14:56:02

Lower Band Edge Plot for QPSK-RB Size 75, RB Offset 0

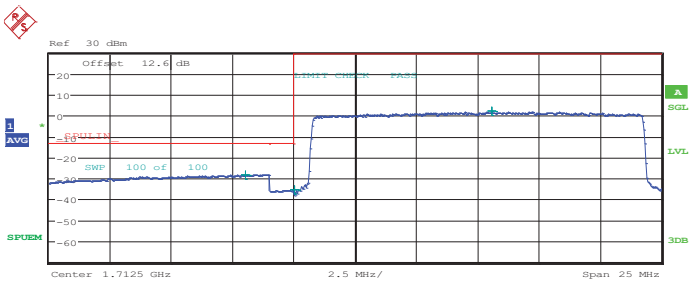

Start [Hz]	Stop [Hz]	RBW [Hz]	Freq [Hz]	PwrAbs [dBm]	Δ Limit [dB]
1.700 G	1.709 G	1.00 M	1.708001 G	-28.22	-15.22
1.709 G	1.710 G	150.00 k	1.709999 G	-35.55	-22.55
1.710 G	1.725 G	100.00 k	1.718070 G	2.02	-27.98

Date: 21.DEC.2013 14:56:51

Higher Band Edge Plot for QPSK-RB Size 1, RB Offset 74

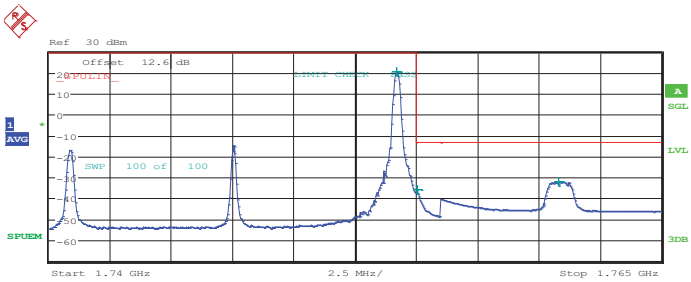

Start [Hz]	Stop [Hz]	RBW [Hz]	Freq [Hz]	PwrAbs [dBm]	Δ Limit [dB]
1.740 G	1.755 G	100.00 k	1.754175 G	20.42	-9.58
1.755 G	1.756 G	150.00 k	1.755011 G	-36.03	-23.03
1.756 G	1.765 G	1.00 M	1.760806 G	-32.16	-19.16

Date: 21.DEC.2013 15:13:18

Higher Band Edge Plot for QPSK-RB Size 75, RB Offset 0

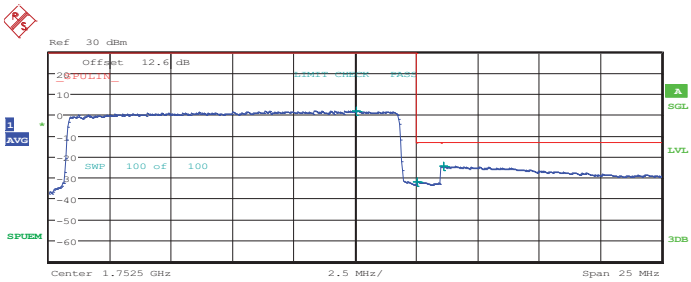

Start [Hz]	Stop [Hz]	RBW [Hz]	Freq [Hz]	PwrAbs [dBm]	Δ Limit [dB]
1.740 G	1.755 G	100.00 k	1.752540 G	1.74	-28.26
1.755 G	1.756 G	150.00 k	1.755013 G	-32.20	-19.20
1.756 G	1.765 G	1.00 M	1.756108 G	-24.70	-11.70

Date: 21.DEC.2013 15:08:14

Band :	LTE Band 4	Band Width :	15MHz / 16QAM

Lower Band Edge Plot for 16QAM-RB Size 1, RB Offset 0

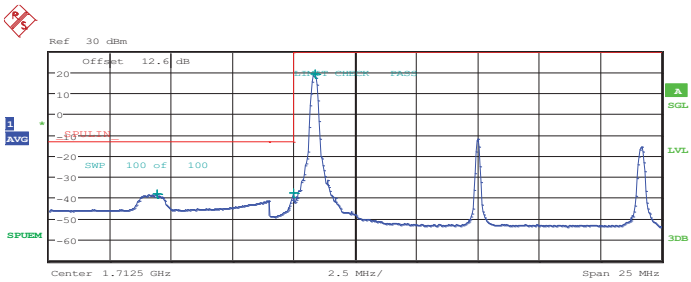

Start [Hz]	Stop [Hz]	RBW [Hz]	Freq [Hz]	PwrAbs [dBm]	Δ Limit [dB]
1.700 G	1.709 G	1.00 M	1.704410 G	-38.26	-25.26
1.709 G	1.710 G	150.00 k	1.709995 G	-37.82	-24.82
1.710 G	1.725 G	100.00 k	1.710840 G	19.09	-10.91

Date: 21.DEC.2013 14:56:26

Lower Band Edge Plot for 16QAM-RB Size 75, RB Offset 0

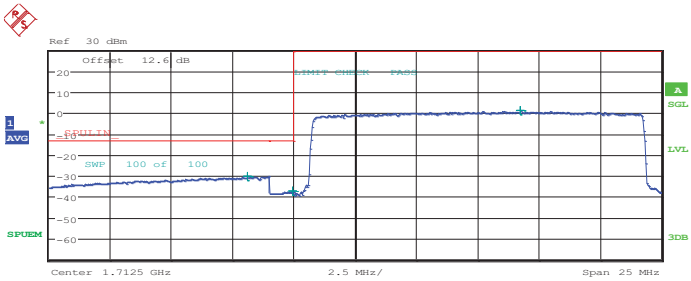

Start [Hz]	Stop [Hz]	RBW [Hz]	Freq [Hz]	PwrAbs [dBm]	Δ Limit [dB]
1.700 G	1.709 G	1.00 M	1.708109 G	-30.50	-17.50
1.709 G	1.710 G	150.00 k	1.709954 G	-37.19	-24.19
1.710 G	1.725 G	100.00 k	1.719240 G	0.92	-29.08

Date: 21.DEC.2013 14:57:17

Higher Band Edge Plot for 16QAM-RB Size 1, RB Offset 74

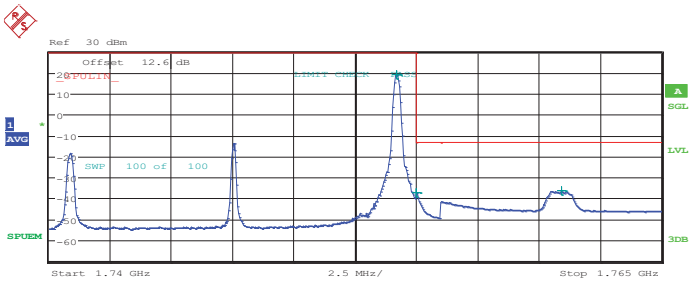

Start [Hz]	Stop [Hz]	RBW [Hz]	Freq [Hz]	PwrAbs [dBm]	Δ Limit [dB]
1.740 G	1.755 G	100.00 k	1.754190 G	19.16	-10.84
1.755 G	1.756 G	150.00 k	1.755004 G	-37.17	-24.17
1.756 G	1.765 G	1.00 M	1.760923 G	-36.41	-23.41

Date: 21.DEC.2013 15:13:52

Higher Band Edge Plot for 16QAM-RB Size 75, RB Offset 0

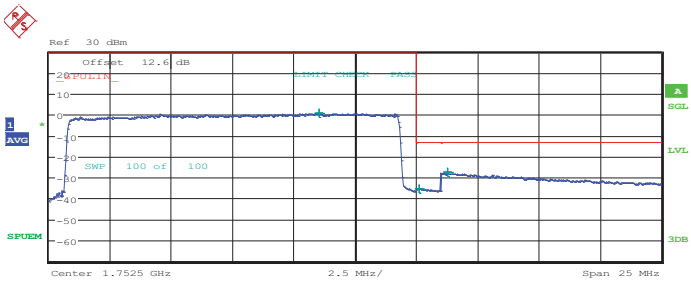

Start [Hz]	Stop [Hz]	RBW [Hz]	Freq [Hz]	PwrAbs [dBm]	Δ Limit [dB]
1.740 G	1.755 G	100.00 k	1.751025 G	0.50	-29.50
1.755 G	1.756 G	150.00 k	1.755093 G	-35.32	-22.32
1.756 G	1.765 G	1.00 M	1.756261 G	-27.71	-14.71

Date: 21.DEC.2013 15:10:02

Band :	LTE Band 4	Band Width :	20MHz / QPSK

Lower Band Edge Plot for QPSK-RB Size 1, RB Offset 0

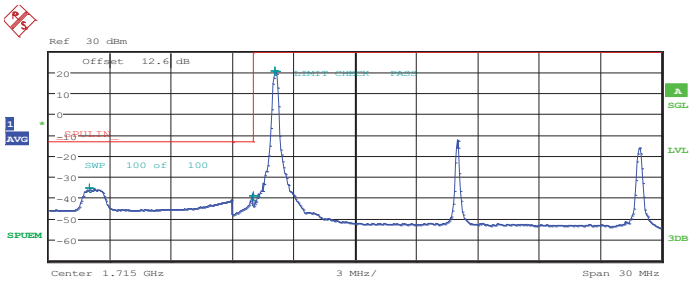

Start [Hz]	Stop [Hz]	RBW [Hz]	Freq [Hz]	PwrAbs [dBm]	Δ Limit [dB]
1.700 G	1.709 G	1.00 M	1.701989 G	-35.52	-22.52
1.709 G	1.710 G	200.00 k	1.709986 G	-39.02	-26.02
1.710 G	1.730 G	100.00 k	1.711080 G	20.54	-9.46

Date: 21.DEC.2013 15:16:01

Lower Band Edge Plot for QPSK-RB Size 100, RB Offset 0

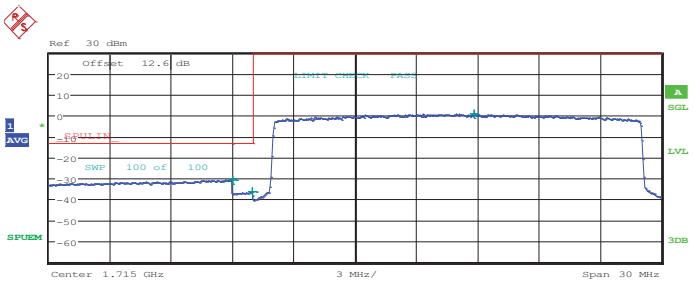

Start [Hz]	Stop [Hz]	RBW [Hz]	Freq [Hz]	PwrAbs [dBm]	Δ Limit [dB]
1.700 G	1.709 G	1.00 M	1.709000 G	-30.75	-17.75
1.709 G	1.710 G	200.00 k	1.709953 G	-36.65	-23.65
1.710 G	1.730 G	100.00 k	1.720820 G	0.68	-29.32

Date: 21.DEC.2013 15:17:07

Higher Band Edge Plot for QPSK-RB Size 1, RB Offset 99

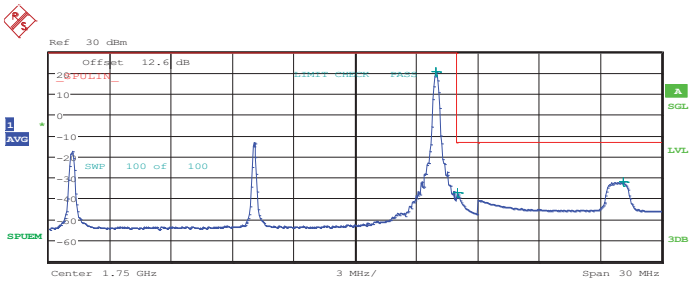

Start [Hz]	Stop [Hz]	RBW [Hz]	Freq [Hz]	PwrAbs [dBm]	Δ Limit [dB]
1.735 G	1.755 G	100.00 k	1.753940 G	20.18	-9.82
1.755 G	1.756 G	200.00 k	1.755007 G	-37.37	-24.37
1.756 G	1.765 G	1.00 M	1.763128 G	-32.37	-19.37

Date: 21.DEC.2013 15:23:36

Higher Band Edge Plot for QPSK-RB Size 100, RB Offset 0

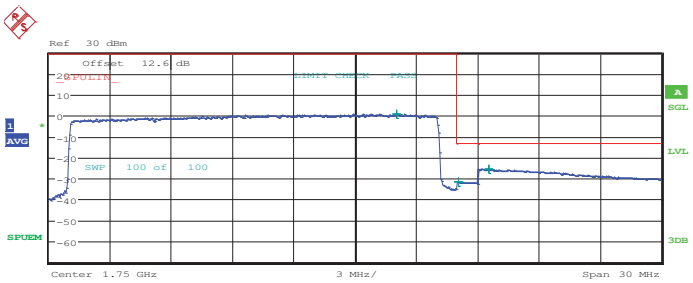

Start [Hz]	Stop [Hz]	RBW [Hz]	Freq [Hz]	PwrAbs [dBm]	Δ Limit [dB]
1.735 G	1.755 G	100.00 k	1.752020 G	0.62	-29.38
1.755 G	1.756 G	200.00 k	1.755052 G	-31.81	-18.81
1.756 G	1.765 G	1.00 M	1.756522 G	-25.53	-12.53

Date: 21.DEC.2013 15:24:24

Band :	LTE Band 4	Band Width :	20MHz / 16QAM

Lower Band Edge Plot for 16QAM-RB Size 1, RB Offset 0

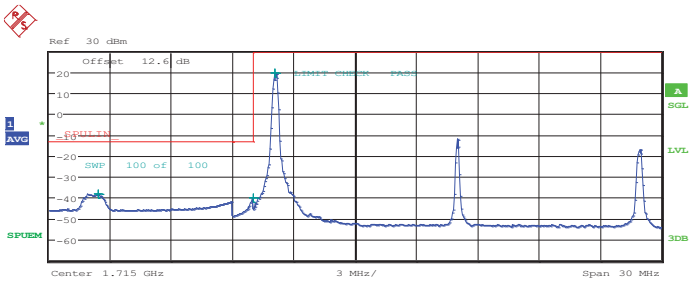

Start [Hz]	Stop [Hz]	RBW [Hz]	Freq [Hz]	PwrAbs [dBm]	Δ Limit [dB]
1.700 G	1.709 G	1.00 M	1.702421 G	-38.29	-25.29
1.709 G	1.710 G	200.00 k	1.709988 G	-40.34	-27.34
1.710 G	1.730 G	100.00 k	1.711060 G	19.60	-10.40

Date: 21.DEC.2013 15:16:44

Lower Band Edge Plot for 16QAM-RB Size 100, RB Offset 0

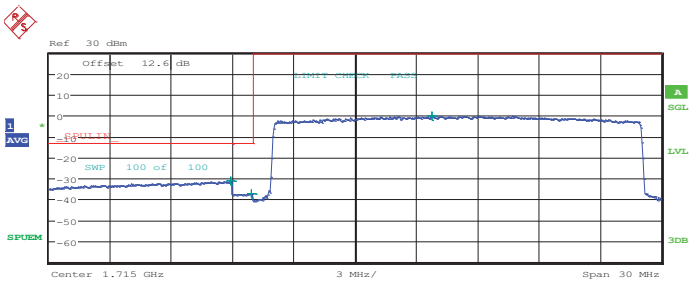

Start [Hz]	Stop [Hz]	RBW [Hz]	Freq [Hz]	PwrAbs [dBm]	Δ Limit [dB]
1.700 G	1.709 G	1.00 M	1.708910 G	-31.39	-18.39
1.709 G	1.710 G	200.00 k	1.709917 G	-37.44	-24.44
1.710 G	1.730 G	100.00 k	1.718740 G	-0.33	-30.33

Date: 21.DEC.2013 15:17:32

Higher Band Edge Plot for 16QAM-RB Size 1, RB Offset 99

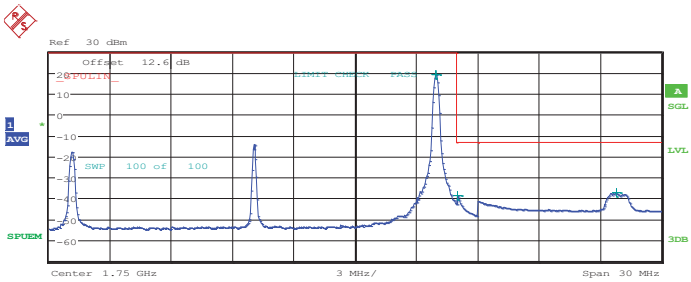

Start [Hz]	Stop [Hz]	RBW [Hz]	Freq [Hz]	PwrAbs [dBm]	Δ Limit [dB]
1.735 G	1.755 G	100.00 k	1.753960 G	18.97	-11.03
1.755 G	1.756 G	200.00 k	1.755004 G	-38.68	-25.68
1.756 G	1.765 G	1.00 M	1.762786 G	-37.20	-24.20

Date: 21.DEC.2013 15:24:01

Higher Band Edge Plot for 16QAM-RB Size 100, RB Offset 0

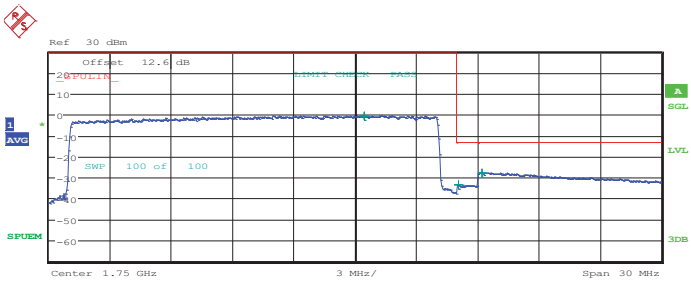

Start [Hz]	Stop [Hz]	RBW [Hz]	Freq [Hz]	PwrAbs [dBm]	Δ Limit [dB]
1.735 G	1.755 G	100.00 k	1.750420 G	-0.54	-30.54
1.755 G	1.756 G	200.00 k	1.755062 G	-33.60	-20.60
1.756 G	1.765 G	1.00 M	1.756207 G	-27.83	-14.83

Date: 21.DEC.2013 15:24:49

Note: *The total loss is 12.6 dB of the RF cable and attenuator of LTE Band 4, and has been compensated to the spectrum analyzer offset.*

Band :	LTE Band 7	Band Width :	5MHz / QPSK

Lower Band Edge Plot for QPSK-RB Size 1, RB Offset 0

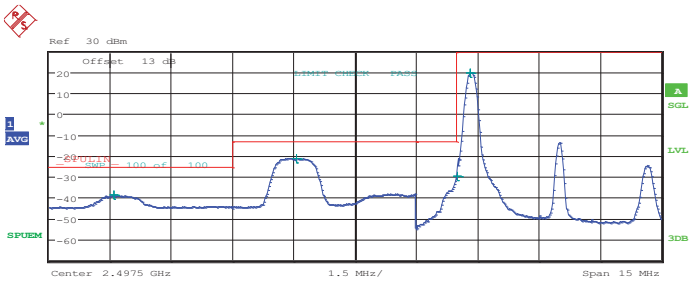

Start [Hz]	Stop [Hz]	RBW [Hz]	Freq [Hz]	PwrAbs [dBm]	Δ Limit [dB]
2.490 G	2.494 G	1.00 M	2.491589 G	-38.99	-13.99
2.494 G	2.499 G	1.00 M	2.496048 G	-21.36	-8.36
2.499 G	2.500 G	50.00 k	2.499988 G	-29.79	-16.79
2.500 G	2.505 G	100.00 k	2.500320 G	19.46	-10.54

Date: 17.DEC.2013 19:01:01

Lower Band Edge Plot for QPSK-RB Size 25, RB Offset 0

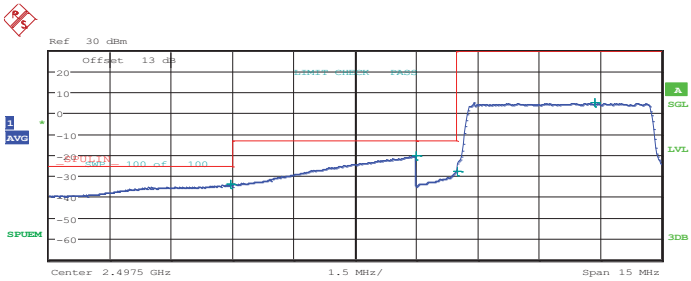

Start [Hz]	Stop [Hz]	RBW [Hz]	Freq [Hz]	PwrAbs [dBm]	Δ Limit [dB]
2.490 G	2.494 G	1.00 M	2.494446 G	-34.22	-9.22
2.494 G	2.499 G	1.00 M	2.498987 G	-20.57	-7.57
2.499 G	2.500 G	50.00 k	2.499998 G	-27.78	-14.78
2.500 G	2.505 G	100.00 k	2.503365 G	4.78	-25.22

Date: 17.DEC.2013 18:59:57

Higher Band Edge Plot for QPSK-RB Size 1, RB Offset 24

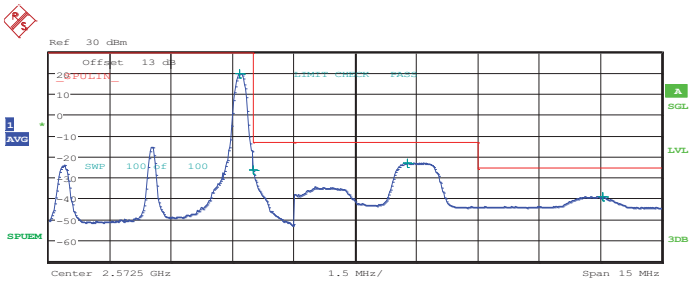

Start [Hz]	Stop [Hz]	RBW [Hz]	Freq [Hz]	PwrAbs [dBm]	Δ Limit [dB]
2.565 G	2.570 G	100.00 k	2.569675 G	19.53	-10.47
2.570 G	2.571 G	50.00 k	2.570012 G	-26.51	-13.51
2.571 G	2.575 G	1.00 M	2.573786 G	-23.06	-10.06
2.575 G	2.580 G	1.00 M	2.578565 G	-39.21	-14.21

Date: 17.DEC.2013 19:17:27

Higher Band Edge Plot for QPSK-RB Size 25, RB Offset 0

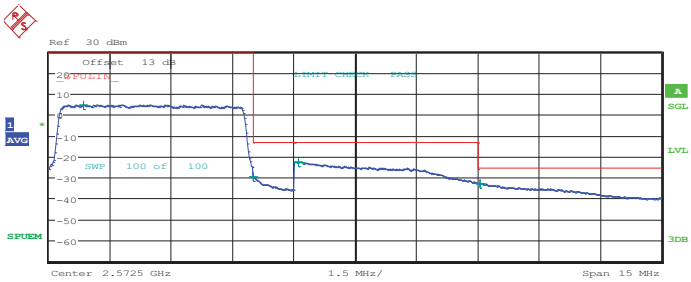

Start [Hz]	Stop [Hz]	RBW [Hz]	Freq [Hz]	PwrAbs [dBm]	Δ Limit [dB]
2.565 G	2.570 G	100.00 k	2.565835 G	4.56	-25.44
2.570 G	2.571 G	50.00 k	2.570009 G	-30.07	-17.07
2.571 G	2.575 G	1.00 M	2.571104 G	-22.67	-9.67
2.575 G	2.580 G	1.00 M	2.575554 G	-32.95	-7.95

Date: 17.DEC.2013 19:14:52

Band :	LTE Band 7	Band Width :	5MHz / 16QAM

Lower Band Edge Plot for 16QAM-RB Size 1, RB Offset 0

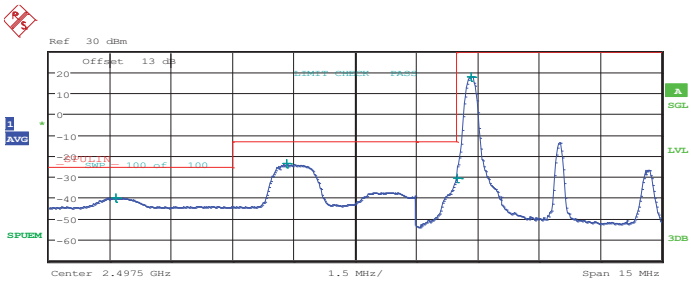

Start [Hz]	Stop [Hz]	RBW [Hz]	Freq [Hz]	PwrAbs [dBm]	Δ Limit [dB]
2.490 G	2.494 G	1.00 M	2.491638 G	-40.13	-15.13
2.494 G	2.499 G	1.00 M	2.495827 G	-23.84	-10.84
2.499 G	2.500 G	50.00 k	2.499993 G	-30.86	-17.86
2.500 G	2.505 G	100.00 k	2.500325 G	17.78	-12.22

Date: 17.DEC.2013 19:01:30

Lower Band Edge Plot for 16QAM-RB Size 25, RB Offset 0

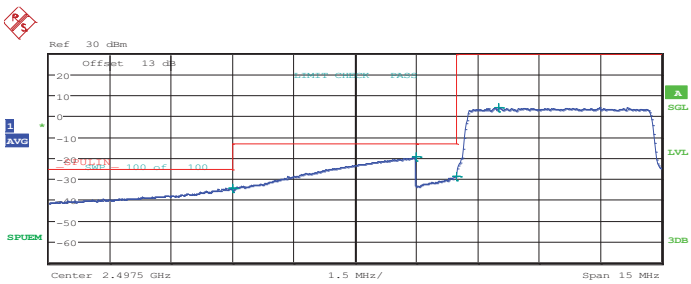

Start [Hz]	Stop [Hz]	RBW [Hz]	Freq [Hz]	PwrAbs [dBm]	Δ Limit [dB]
2.490 G	2.494 G	1.00 M	2.494491 G	-34.44	-9.44
2.494 G	2.499 G	1.00 M	2.498995 G	-19.65	-6.65
2.499 G	2.500 G	50.00 k	2.499980 G	-28.72	-15.72
2.500 G	2.505 G	100.00 k	2.501000 G	3.90	-26.10

Date: 17.DEC.2013 18:59:26

Higher Band Edge Plot for 16QAM-RB Size 1, RB Offset 24

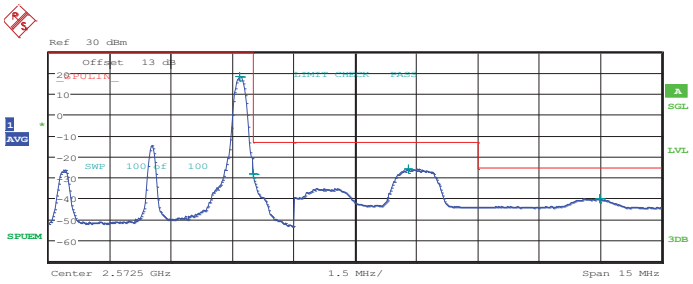

Start [Hz]	Stop [Hz]	RBW [Hz]	Freq [Hz]	PwrAbs [dBm]	Δ Limit [dB]
2.565 G	2.570 G	100.00 k	2.569665 G	18.15	-11.85
2.570 G	2.571 G	50.00 k	2.570004 G	-28.29	-15.29
2.571 G	2.575 G	1.00 M	2.573790 G	-26.04	-13.04
2.575 G	2.580 G	1.00 M	2.578483 G	-40.12	-15.12

Date: 17.DEC.2013 19:16:42

Higher Band Edge Plot for 16QAM-RB Size 25, RB Offset 0

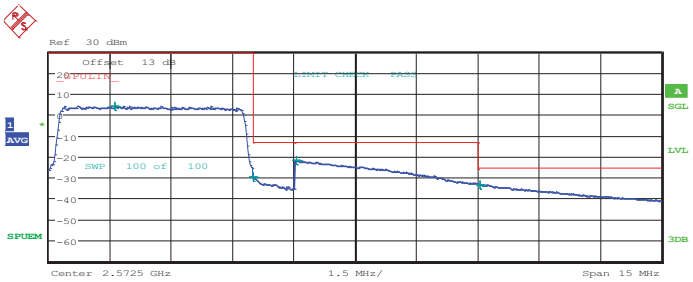

Start [Hz]	Stop [Hz]	RBW [Hz]	Freq [Hz]	PwrAbs [dBm]	Δ Limit [dB]
2.565 G	2.570 G	100.00 k	2.566600 G	3.96	-26.04
2.570 G	2.571 G	50.00 k	2.570011 G	-29.71	-16.71
2.571 G	2.575 G	1.00 M	2.571058 G	-22.00	-9.00
2.575 G	2.580 G	1.00 M	2.575545 G	-33.47	-8.47

Date: 17.DEC.2013 19:15:28

Band :	LTE Band 7	Band Width :	10MHz / QPSK

Lower Band Edge Plot for QPSK-RB Size 1, RB Offset 0

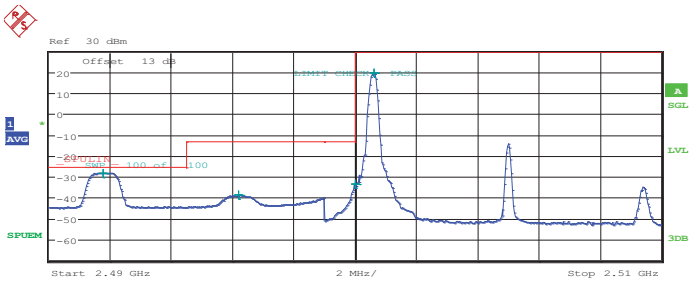

Start [Hz]	Stop [Hz]	RBW [Hz]	Freq [Hz]	PwrAbs [dBm]	Δ Limit [dB]
2.490 G	2.494 G	1.00 M	2.491769 G	-28.25	-3.25
2.494 G	2.499 G	1.00 M	2.496192 G	-38.97	-25.97
2.499 G	2.500 G	100.00 k	2.499999 G	-33.83	-20.83
2.500 G	2.510 G	100.00 k	2.500600 G	19.40	-10.60

Date: 17.DEC.2013 19:23:09

Lower Band Edge Plot for QPSK-RB Size 50, RB Offset 0

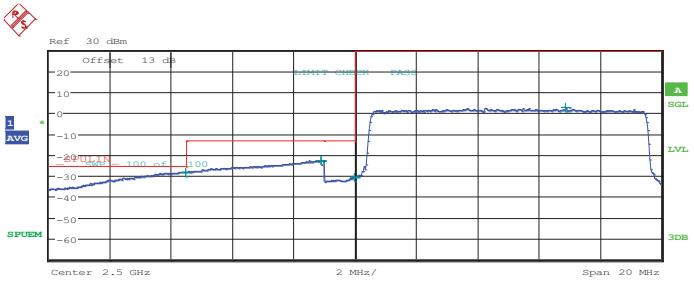

Start [Hz]	Stop [Hz]	RBW [Hz]	Freq [Hz]	PwrAbs [dBm]	Δ Limit [dB]
2.490 G	2.494 G	1.00 M	2.494442 G	-28.27	-3.27
2.494 G	2.499 G	1.00 M	2.498865 G	-22.75	-9.75
2.499 G	2.500 G	100.00 k	2.499973 G	-30.81	-17.81
2.500 G	2.510 G	100.00 k	2.506870 G	2.57	-27.43

Date: 17.DEC.2013 19:18:39

Higher Band Edge Plot for QPSK-RB Size 1, RB Offset 49

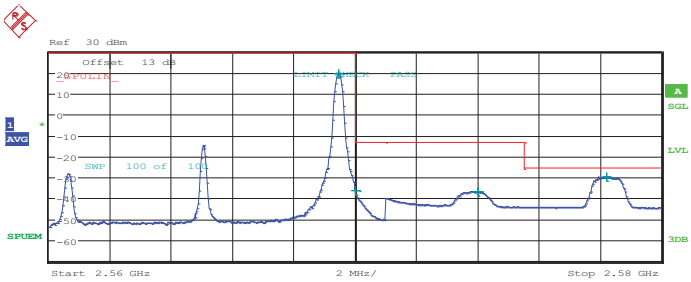

Start [Hz]	Stop [Hz]	RBW [Hz]	Freq [Hz]	PwrAbs [dBm]	Δ Limit [dB]
2.560 G	2.570 G	100.00 k	2.569440 G	19.33	-10.67
2.570 G	2.571 G	100.00 k	2.570004 G	-36.32	-23.32
2.571 G	2.575 G	1.00 M	2.574011 G	-36.81	-23.81
2.575 G	2.580 G	1.00 M	2.578191 G	-29.88	-4.88

Date: 17.DEC.2013 19:36:16

Higher Band Edge Plot for QPSK-RB Size 50, RB Offset 0

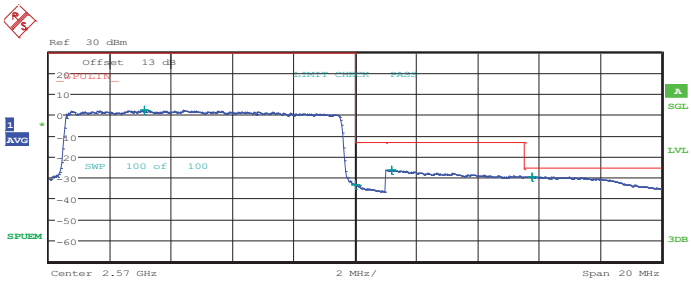

Start [Hz]	Stop [Hz]	RBW [Hz]	Freq [Hz]	PwrAbs [dBm]	Δ Limit [dB]
2.560 G	2.570 G	100.00 k	2.563100 G	2.03	-27.97
2.570 G	2.571 G	100.00 k	2.570012 G	-33.79	-20.79
2.571 G	2.575 G	1.00 M	2.571175 G	-26.63	-13.63
2.575 G	2.580 G	1.00 M	2.575775 G	-29.70	-4.70

Date: 17.DEC.2013 19:32:40

Band :	LTE Band 7	Band Width :	10MHz / 16QAM

Lower Band Edge Plot for 16QAM-RB Size 1, RB Offset 0

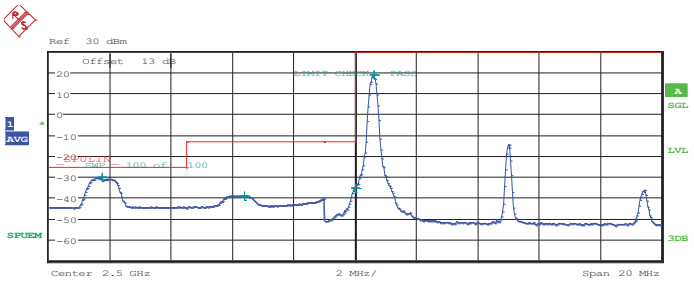

Start [Hz]	Stop [Hz]	RBW [Hz]	Freq [Hz]	PwrAbs [dBm]	Δ Limit [dB]
2.490 G	2.494 G	1.00 M	2.491719 G	-30.50	-5.50
2.494 G	2.499 G	1.00 M	2.496386 G	-39.17	-26.17
2.499 G	2.500 G	100.00 k	2.499994 G	-35.59	-22.59
2.500 G	2.510 G	100.00 k	2.500600 G	18.55	-11.45

Date: 17.DEC.2013 19:20:13

Lower Band Edge Plot for 16QAM-RB Size 50, RB Offset 0

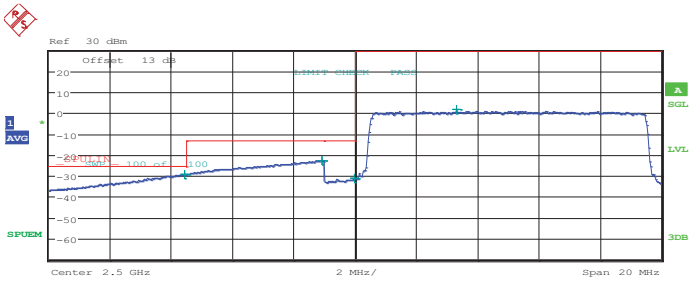

Start [Hz]	Stop [Hz]	RBW [Hz]	Freq [Hz]	PwrAbs [dBm]	Δ Limit [dB]
2.490 G	2.494 G	1.00 M	2.494419 G	-29.45	-4.45
2.494 G	2.499 G	1.00 M	2.498896 G	-22.82	-9.82
2.499 G	2.500 G	100.00 k	2.499982 G	-31.22	-18.22
2.500 G	2.510 G	100.00 k	2.503300 G	1.40	-28.60

Date: 17.DEC.2013 19:19:09

Higher Band Edge Plot for 16QAM-RB Size 1, RB Offset 49

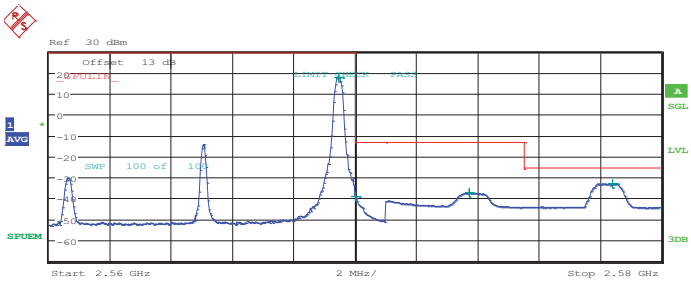

Start [Hz]	Stop [Hz]	RBW [Hz]	Freq [Hz]	PwrAbs [dBm]	Δ Limit [dB]
2.560 G	2.570 G	100.00 k	2.569470 G	17.70	-12.30
2.570 G	2.571 G	100.00 k	2.570007 G	-39.27	-26.27
2.571 G	2.575 G	1.00 M	2.573709 G	-37.53	-24.53
2.575 G	2.580 G	1.00 M	2.578398 G	-32.97	-7.97

Date: 17.DEC.2013 19:36:48

Higher Band Edge Plot for QPSK-RB Size 50, RB Offset 0

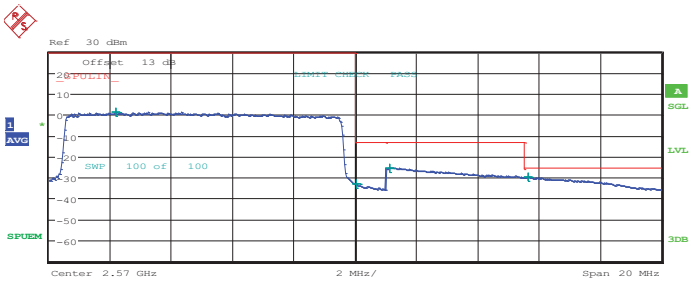

Start [Hz]	Stop [Hz]	RBW [Hz]	Freq [Hz]	PwrAbs [dBm]	Δ Limit [dB]
2.560 G	2.570 G	100.00 k	2.562180 G	1.17	-28.83
2.570 G	2.571 G	100.00 k	2.570022 G	-33.30	-20.30
2.571 G	2.575 G	1.00 M	2.571121 G	-25.42	-12.42
2.575 G	2.580 G	1.00 M	2.575653 G	-29.83	-4.83

Date: 17.DEC.2013 19:33:17

Band :	LTE Band 7	Band Width :	15MHz / QPSK

Lower Band Edge Plot for QPSK-RB Size 1, RB Offset 0

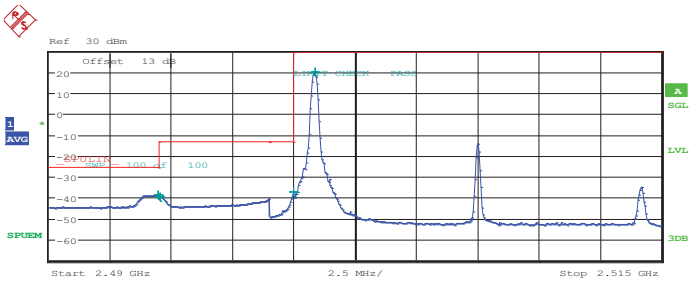

Start [Hz]	Stop [Hz]	RBW [Hz]	Freq [Hz]	PwrAbs [dBm]	Δ Limit [dB]
2.490 G	2.494 G	1.00 M	2.494442 G	-38.91	-13.91
2.494 G	2.499 G	1.00 M	2.494545 G	-39.65	-26.65
2.499 G	2.500 G	150.00 k	2.499994 G	-37.49	-24.49
2.500 G	2.515 G	100.00 k	2.500840 G	19.88	-10.12

Date: 17.DEC.2013 19:39:08

Lower Band Edge Plot for QPSK-RB Size 75, RB Offset 0

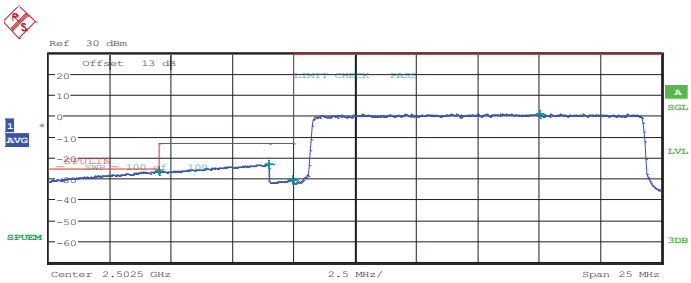

Start [Hz]	Stop [Hz]	RBW [Hz]	Freq [Hz]	PwrAbs [dBm]	Δ Limit [dB]
2.490 G	2.494 G	1.00 M	2.494469 G	-26.77	-1.77
2.494 G	2.499 G	1.00 M	2.498982 G	-23.23	-10.23
2.499 G	2.500 G	150.00 k	2.499922 G	-30.78	-17.78
2.500 G	2.515 G	100.00 k	2.510020 G	0.73	-29.27

Date: 17.DEC.2013 19:41:58

Higher Band Edge Plot for QPSK-RB Size 1, RB Offset 74

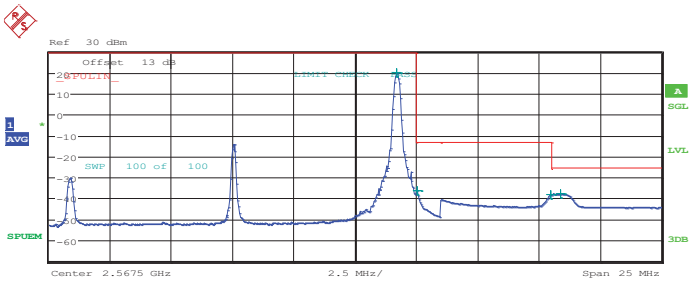

Start [Hz]	Stop [Hz]	RBW [Hz]	Freq [Hz]	PwrAbs [dBm]	Δ Limit [dB]
2.555 G	2.570 G	100.00 k	2.569190 G	19.79	-10.21
2.570 G	2.571 G	150.00 k	2.570013 G	-36.49	-23.49
2.571 G	2.575 G	1.00 M	2.575482 G	-38.35	-25.35
2.575 G	2.580 G	1.00 M	2.575892 G	-37.83	-12.83

Date: 17.DEC.2013 19:47:01

Higher Band Edge Plot for QPSK-RB Size 75, RB Offset 0

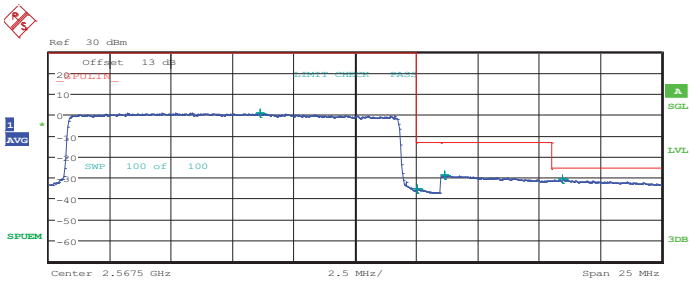

Start [Hz]	Stop [Hz]	RBW [Hz]	Freq [Hz]	PwrAbs [dBm]	Δ Limit [dB]
2.555 G	2.570 G	100.00 k	2.563610 G	0.64	-29.36
2.570 G	2.571 G	150.00 k	2.570013 G	-35.32	-22.32
2.571 G	2.575 G	1.00 M	2.571149 G	-28.90	-15.90
2.575 G	2.580 G	1.00 M	2.575973 G	-30.76	-5.76

Date: 17.DEC.2013 19:45:58

Band :	LTE Band 7	Band Width :	15MHz / 16QAM

Lower Band Edge Plot for 16QAM-RB Size 1, RB Offset 0

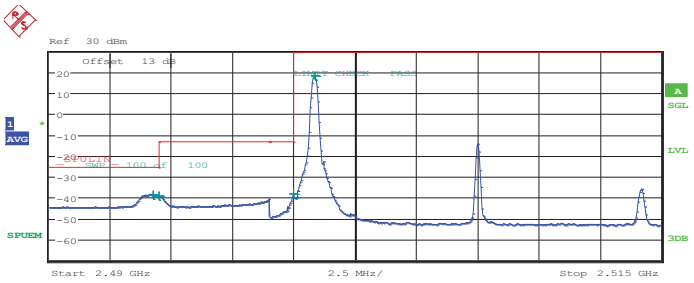

Start [Hz]	Stop [Hz]	RBW [Hz]	Freq [Hz]	PwrAbs [dBm]	Δ Limit [dB]
2.490 G	2.494 G	1.00 M	2.494261 G	-38.59	-13.59
2.494 G	2.499 G	1.00 M	2.494500 G	-39.43	-26.43
2.499 G	2.500 G	150.00 k	2.499988 G	-38.10	-25.10
2.500 G	2.515 G	100.00 k	2.500840 G	18.22	-11.78

Date: 17.DEC.2013 19:39:43

Lower Band Edge Plot for 16QAM-RB Size 75, RB Offset 0

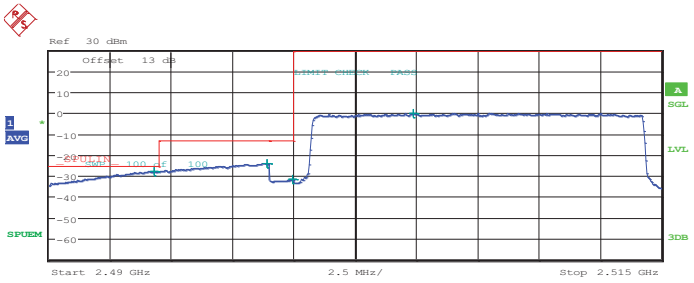

Start [Hz]	Stop [Hz]	RBW [Hz]	Freq [Hz]	PwrAbs [dBm]	Δ Limit [dB]
2.490 G	2.494 G	1.00 M	2.494275 G	-27.93	-2.93
2.494 G	2.499 G	1.00 M	2.498905 G	-24.28	-11.28
2.499 G	2.500 G	150.00 k	2.499920 G	-31.90	-18.90
2.500 G	2.515 G	100.00 k	2.504845 G	-0.32	-30.32

Date: 17.DEC.2013 19:40:19

Higher Band Edge Plot for 16QAM-RB Size 1, RB Offset 74

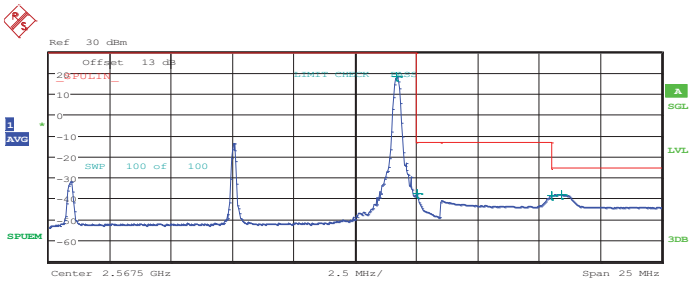

Start [Hz]	Stop [Hz]	RBW [Hz]	Freq [Hz]	PwrAbs [dBm]	Δ Limit [dB]
2.555 G	2.570 G	100.00 k	2.569190 G	17.97	-12.03
2.570 G	2.571 G	150.00 k	2.570006 G	-38.07	-25.07
2.571 G	2.575 G	1.00 M	2.575500 G	-38.59	-25.59
2.575 G	2.580 G	1.00 M	2.575919 G	-38.22	-13.22

Date: 17.DEC.2013 19:47:37

Higher Band Edge Plot for 16QAM-RB Size 75, RB Offset 0

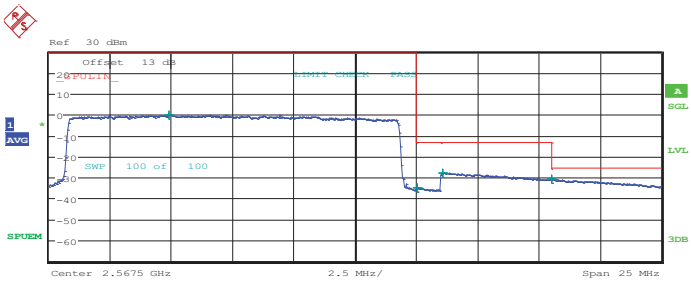

Start [Hz]	Stop [Hz]	RBW [Hz]	Freq [Hz]	PwrAbs [dBm]	Δ Limit [dB]
2.555 G	2.570 G	100.00 k	2.559875 G	-0.30	-30.30
2.570 G	2.571 G	150.00 k	2.570006 G	-34.99	-21.99
2.571 G	2.575 G	1.00 M	2.571067 G	-27.86	-14.86
2.575 G	2.580 G	1.00 M	2.575531 G	-30.78	-5.78

Date: 17.DEC.2013 19:44:11

Band :	LTE Band 7	Band Width :	20MHz / QPSK

Lower Band Edge Plot for QPSK-RB Size 1, RB Offset 0

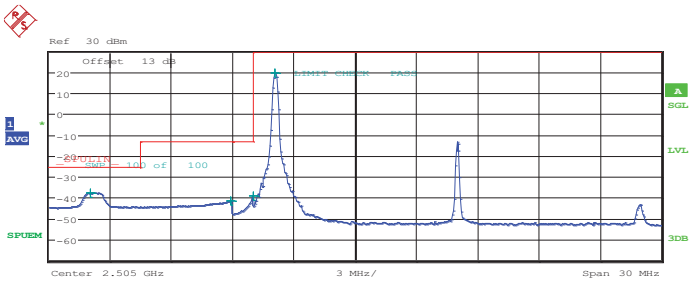

Start [Hz]	Stop [Hz]	RBW [Hz]	Freq [Hz]	PwrAbs [dBm]	Δ Limit [dB]
2.490 G	2.494 G	1.00 M	2.492007 G	-37.71	-12.71
2.494 G	2.499 G	1.00 M	2.498896 G	-41.65	-28.65
2.499 G	2.500 G	200.00 k	2.499986 G	-39.31	-26.31
2.500 G	2.520 G	100.00 k	2.501040 G	19.32	-10.68

Date: 17.DEC.2013 19:50:51

Lower Band Edge Plot for QPSK-RB Size 100, RB Offset 0

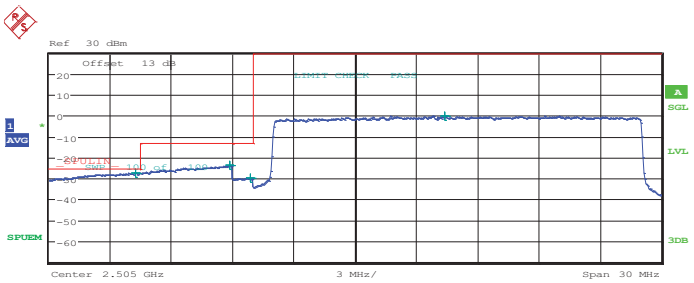

Start [Hz]	Stop [Hz]	RBW [Hz]	Freq [Hz]	PwrAbs [dBm]	Δ Limit [dB]
2.490 G	2.494 G	1.00 M	2.494239 G	-27.45	-2.45
2.494 G	2.499 G	1.00 M	2.498861 G	-23.89	-10.89
2.499 G	2.500 G	200.00 k	2.499847 G	-30.03	-17.03
2.500 G	2.520 G	100.00 k	2.509380 G	-0.15	-30.15

Date: 17.DEC.2013 19:49:23

Higher Band Edge Plot for QPSK-RB Size 1, RB Offset 99

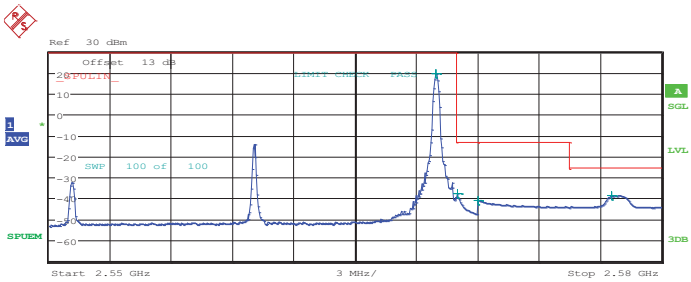

Start [Hz]	Stop [Hz]	RBW [Hz]	Freq [Hz]	PwrAbs [dBm]	Δ Limit [dB]
2.550 G	2.570 G	100.00 k	2.568940 G	19.48	-10.52
2.570 G	2.571 G	200.00 k	2.570007 G	-37.94	-24.94
2.571 G	2.575 G	1.00 M	2.571004 G	-41.32	-28.32
2.575 G	2.580 G	1.00 M	2.577548 G	-38.60	-13.60

Date: 17.DEC.2013 19:58:29

Higher Band Edge Plot for QPSK-RB Size 100, RB Offset 0

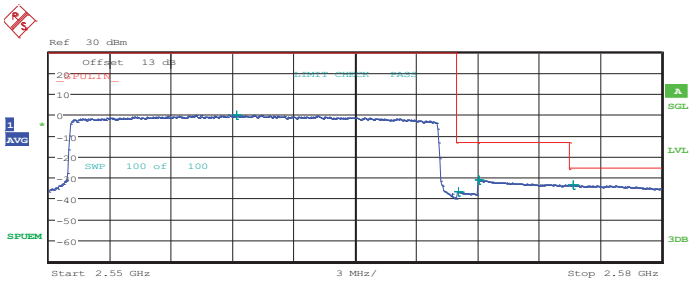

Start [Hz]	Stop [Hz]	RBW [Hz]	Freq [Hz]	PwrAbs [dBm]	Δ Limit [dB]
2.550 G	2.570 G	100.00 k	2.559180 G	-0.14	-30.14
2.570 G	2.571 G	200.00 k	2.570043 G	-36.91	-23.91
2.571 G	2.575 G	1.00 M	2.571081 G	-31.36	-18.36
2.575 G	2.580 G	1.00 M	2.575667 G	-33.66	-8.66

Date: 17.DEC.2013 19:56:44

Band :	LTE Band 7	Band Width :	20MHz / 16QAM

Lower Band Edge Plot for 16QAM-RB Size 1, RB Offset 0

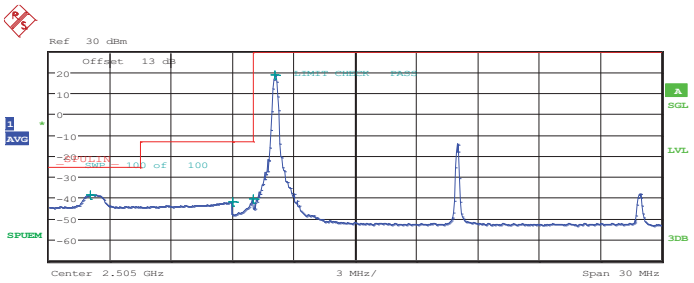

Start [Hz]	Stop [Hz]	RBW [Hz]	Freq [Hz]	PwrAbs [dBm]	Δ Limit [dB]
2.490 G	2.494 G	1.00 M	2.492025 G	-38.78	-13.78
2.494 G	2.499 G	1.00 M	2.499000 G	-42.08	-29.08
2.499 G	2.500 G	200.00 k	2.499996 G	-40.48	-27.48
2.500 G	2.520 G	100.00 k	2.501080 G	18.29	-11.71

Date: 17.DEC.2013 19:51:32

Lower Band Edge Plot for 16QAM-RB Size 100, RB Offset 0

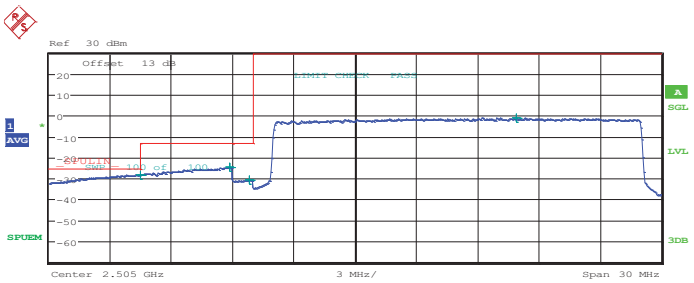

Start [Hz]	Stop [Hz]	RBW [Hz]	Freq [Hz]	PwrAbs [dBm]	Δ Limit [dB]
2.490 G	2.494 G	1.00 M	2.494477 G	-28.23	-3.23
2.494 G	2.499 G	1.00 M	2.498829 G	-24.78	-11.78
2.499 G	2.500 G	200.00 k	2.499798 G	-31.02	-18.02
2.500 G	2.520 G	100.00 k	2.512880 G	-1.26	-31.26

Date: 17.DEC.2013 19:48:52

Higher Band Edge Plot for 16QAM-RB Size 1, RB Offset 99

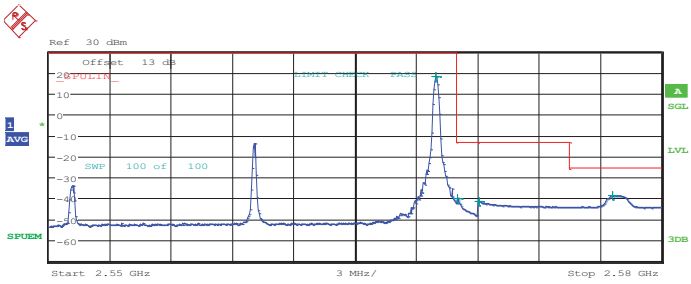

Start [Hz]	Stop [Hz]	RBW [Hz]	Freq [Hz]	PwrAbs [dBm]	Δ Limit [dB]
2.550 G	2.570 G	100.00 k	2.568960 G	18.09	-11.91
2.570 G	2.571 G	200.00 k	2.570014 G	-40.13	-27.13
2.571 G	2.575 G	1.00 M	2.571058 G	-41.65	-28.65
2.575 G	2.580 G	1.00 M	2.577588 G	-38.80	-13.80

Date: 17.DEC.2013 19:57:55

Higher Band Edge Plot for 16QAM-RB Size 100, RB Offset 0

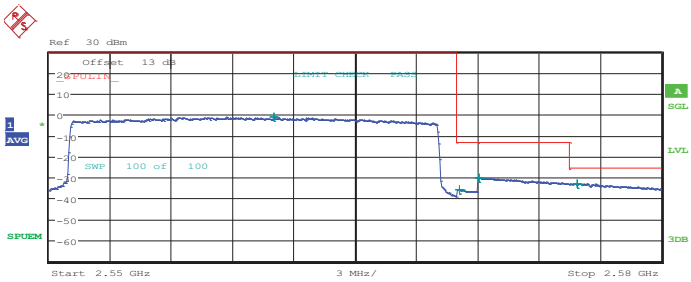

Start [Hz]	Stop [Hz]	RBW [Hz]	Freq [Hz]	PwrAbs [dBm]	Δ Limit [dB]
2.550 G	2.570 G	100.00 k	2.561020 G	-1.35	-31.35
2.570 G	2.571 G	200.00 k	2.570078 G	-35.81	-22.81
2.571 G	2.575 G	1.00 M	2.571067 G	-30.30	-17.30
2.575 G	2.580 G	1.00 M	2.575887 G	-32.99	-7.99

Date: 17.DEC.2013 19:57:19

Note: *The total loss is 13 dB of the RF cable and attenuator of LTE Band 7, and has been compensated to the spectrum analyzer offset.*

Band :	LTE Band 17	Band Width :	5MHz / QPSK

Lower Band Edge Plot for QPSK-RB Size 1, RB Offset 0

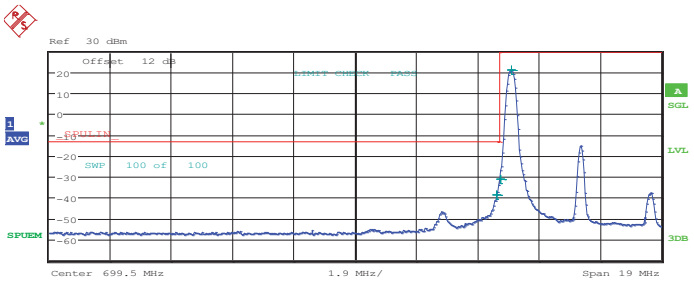

Start [Hz]	Stop [Hz]	RBW [Hz]	Freq [Hz]	PwrAbs [dBm]	Δ Limit [dB]
690.000 M	703.900 M	100.00 k	703.886100 M	-38.86	-25.86
703.900 M	704.000 M	30.00 k	703.999900 M	-31.06	-18.06
704.000 M	709.000 M	100.00 k	704.330000 M	20.98	-9.02

Date: 21.DEC.2013 15:34:11

Lower Band Edge Plot for QPSK-RB Size 25, RB Offset 0

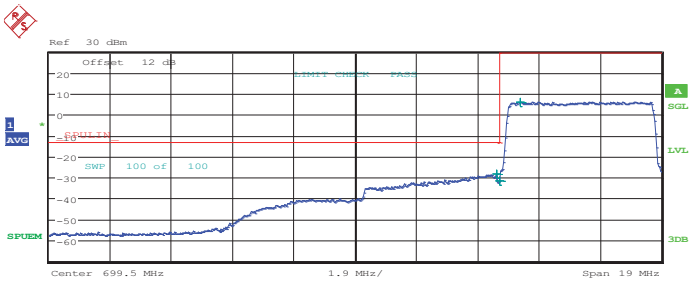

Start [Hz]	Stop [Hz]	RBW [Hz]	Freq [Hz]	PwrAbs [dBm]	Δ Limit [dB]
690.000 M	703.900 M	100.00 k	703.872200 M	-28.54	-15.54
703.900 M	704.000 M	30.00 k	703.987300 M	-31.90	-18.90
704.000 M	709.000 M	100.00 k	704.620000 M	6.00	-24.00

Date: 21.DEC.2013 15:35:20

Higher Band Edge Plot for QPSK-RB Size 1, RB Offset 24

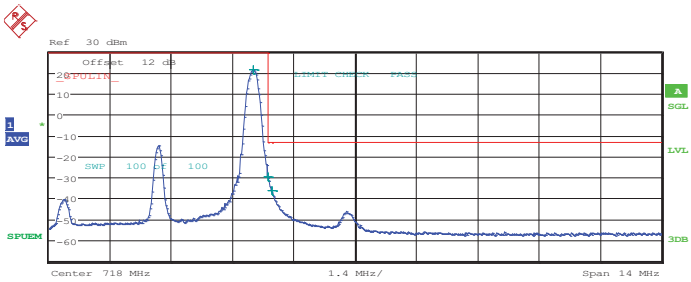

Start [Hz]	Stop [Hz]	RBW [Hz]	Freq [Hz]	PwrAbs [dBm]	Δ Limit [dB]
711.000 M	716.000 M	100.00 k	715.660000 M	21.19	-8.81
716.000 M	716.100 M	30.00 k	716.001000 M	-29.66	-16.66
716.100 M	725.000 M	100.00 k	716.100000 M	-36.23	-23.23

Date: 21.DEC.2013 15:43:09

Higher Band Edge Plot for QPSK-RB Size 25, RB Offset 0

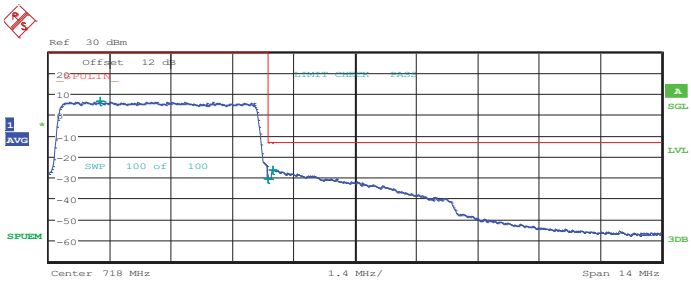

Start [Hz]	Stop [Hz]	RBW [Hz]	Freq [Hz]	PwrAbs [dBm]	Δ Limit [dB]
711.000 M	716.000 M	100.00 k	712.170000 M	6.19	-23.81
716.000 M	716.100 M	30.00 k	716.001400 M	-30.58	-17.58
716.100 M	725.000 M	100.00 k	716.117800 M	-26.40	-13.40

Date: 21.DEC.2013 15:43:53

Band :	LTE Band 17	Band Width :	5MHz / 16QAM

Lower Band Edge Plot for 16QAM-RB Size 1, RB Offset 0

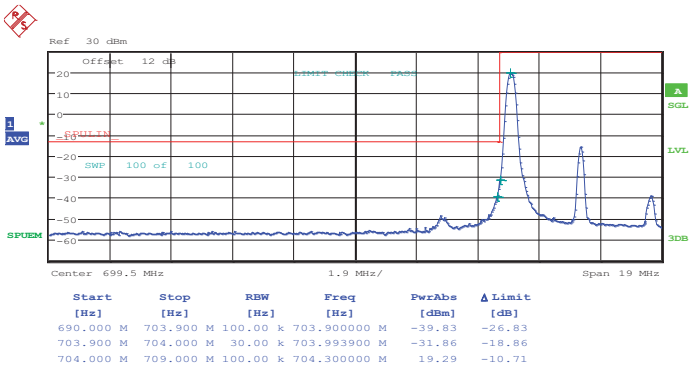

Date: 21.DEC.2013 15:34:36

Lower Band Edge Plot for 16QAM-RB Size 25, RB Offset 0

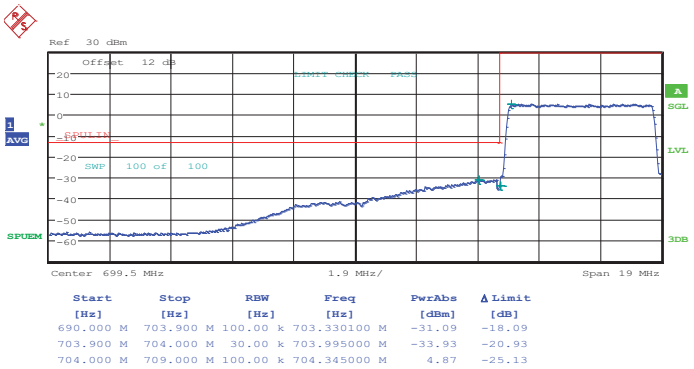

Date: 21.DEC.2013 15:35:46

Higher Band Edge Plot for 16QAM-RB Size 1, RB Offset 24

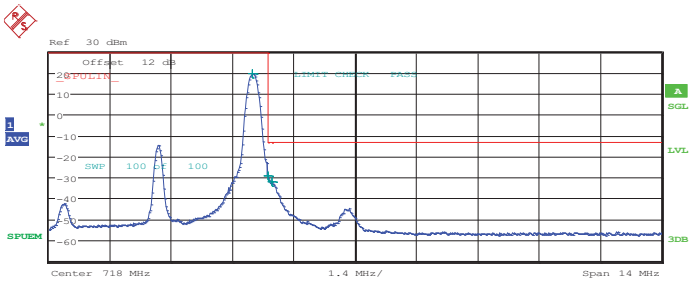

Start [Hz]	Stop [Hz]	RBW [Hz]	Freq [Hz]	PwrAbs [dBm]	Δ Limit [dB]
711.000 M	716.000 M	100.00 k	715.655000 M	19.51	-10.49
716.000 M	716.100 M	30.00 k	716.000100 M	-29.47	-16.47
716.100 M	725.000 M	100.00 k	716.100000 M	-32.22	-19.22

Date: 21.DEC.2013 15:43:31

Higher Band Edge Plot for 16QAM-RB Size 25, RB Offset 0

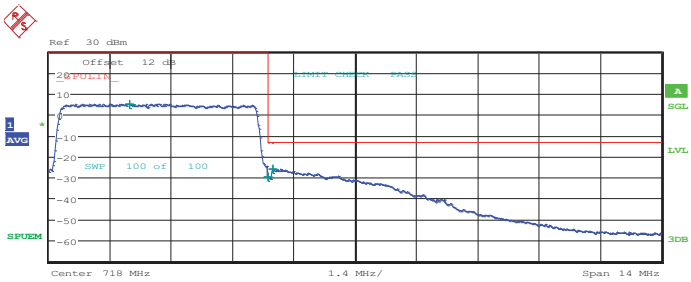

Start [Hz]	Stop [Hz]	RBW [Hz]	Freq [Hz]	PwrAbs [dBm]	Δ Limit [dB]
711.000 M	716.000 M	100.00 k	712.840000 M	5.04	-24.96
716.000 M	716.100 M	30.00 k	716.012800 M	-30.05	-17.05
716.100 M	725.000 M	100.00 k	716.117800 M	-26.17	-13.17

Date: 21.DEC.2013 15:44:18

Band :	LTE Band 17	Band Width :	10MHz / QPSK

Lower Band Edge Plot for QPSK-RB Size 1, RB Offset 0

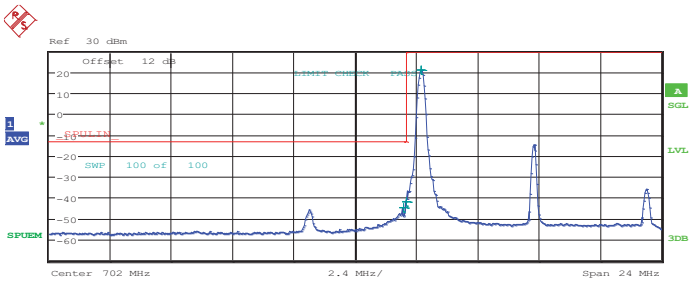

Start [Hz]	Stop [Hz]	RBW [Hz]	Freq [Hz]	PwrAbs [dBm]	Δ Limit [dB]
690.000 M	703.900 M	100.00 k	703.900000 M	-44.90	-31.90
703.900 M	704.000 M	30.00 k	703.997400 M	-42.05	-29.05
704.000 M	714.000 M	100.00 k	704.590000 M	21.05	-8.95

Date: 21.DEC.2013 15:48:34

Lower Band Edge Plot for QPSK-RB Size 50, RB Offset 0

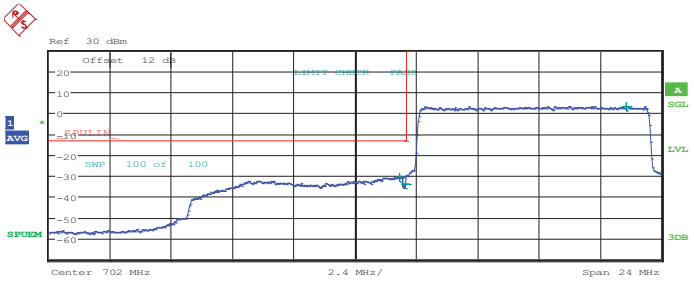

Start [Hz]	Stop [Hz]	RBW [Hz]	Freq [Hz]	PwrAbs [dBm]	Δ Limit [dB]
690.000 M	703.900 M	100.00 k	703.747100 M	-30.74	-17.74
703.900 M	704.000 M	30.00 k	703.954400 M	-34.31	-21.31
704.000 M	714.000 M	100.00 k	712.630000 M	2.94	-27.06

Date: 21.DEC.2013 15:49:26

Higher Band Edge Plot for QPSK-RB Size 1, RB Offset 49

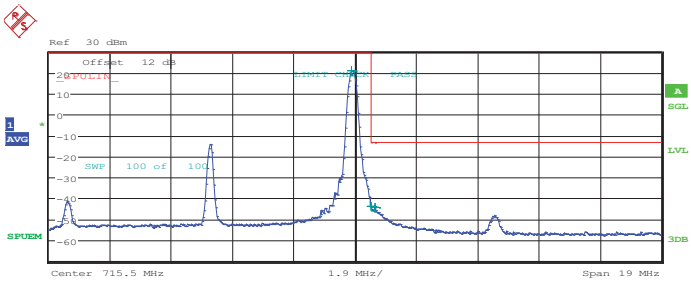

Start [Hz]	Stop [Hz]	RBW [Hz]	Freq [Hz]	PwrAbs [dBm]	Δ Limit [dB]
706.000 M	716.000 M	100.00 k	715.380000 M	20.81	-9.19
716.000 M	716.100 M	30.00 k	716.002000 M	-43.80	-30.80
716.100 M	725.000 M	100.00 k	716.100000 M	-44.20	-31.20

Date: 21.DEC.2013 16:01:44

Higher Band Edge Plot for QPSK-RB Size 50, RB Offset 0

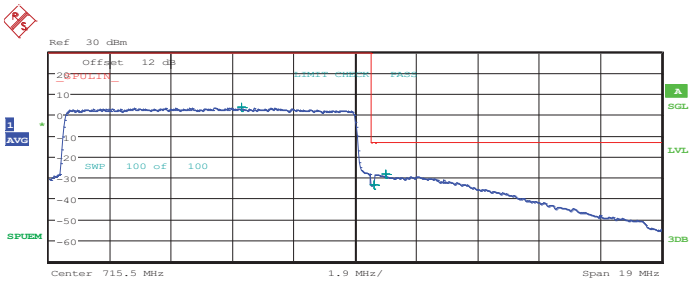

Start [Hz]	Stop [Hz]	RBW [Hz]	Freq [Hz]	PwrAbs [dBm]	Δ Limit [dB]
706.000 M	716.000 M	100.00 k	711.970000 M	3.41	-26.59
716.000 M	716.100 M	30.00 k	716.077800 M	-33.43	-20.43
716.100 M	725.000 M	100.00 k	716.438200 M	-28.63	-15.63

Date: 21.DEC.2013 16:02:48

Band :	LTE Band 17	Band Width :	10MHz / 16QAM

Lower Band Edge Plot for 16QAM-RB Size 1, RB Offset 0

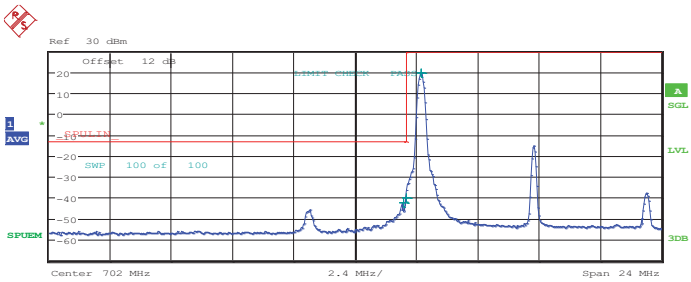

Start [Hz]	Stop [Hz]	RBW [Hz]	Freq [Hz]	PwrAbs [dBm]	Δ Limit [dB]
690.000 M	703.900 M	100.00 k	703.900000 M	-42.62	-29.62
703.900 M	704.000 M	30.00 k	703.999400 M	-40.40	-27.40
704.000 M	714.000 M	100.00 k	704.590000 M	19.46	-10.54

Date: 21.DEC.2013 15:49:00

Lower Band Edge Plot for 16QAM-RB Size 50, RB Offset 0

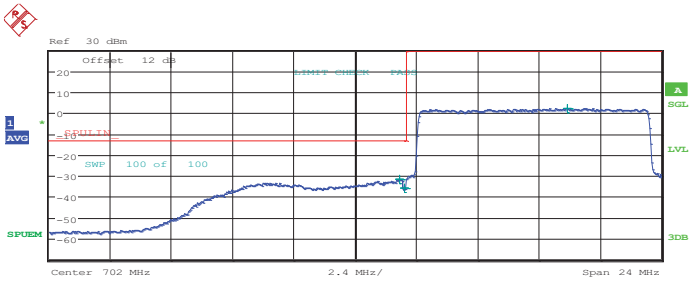

Start [Hz]	Stop [Hz]	RBW [Hz]	Freq [Hz]	PwrAbs [dBm]	Δ Limit [dB]
690.000 M	703.900 M	100.00 k	703.733200 M	-31.90	-18.90
703.900 M	704.000 M	30.00 k	703.911800 M	-36.12	-23.12
704.000 M	714.000 M	100.00 k	710.300000 M	2.21	-27.79

Date: 21.DEC.2013 15:49:54

Higher Band Edge Plot for 16QAM-RB Size 1, RB Offset 49

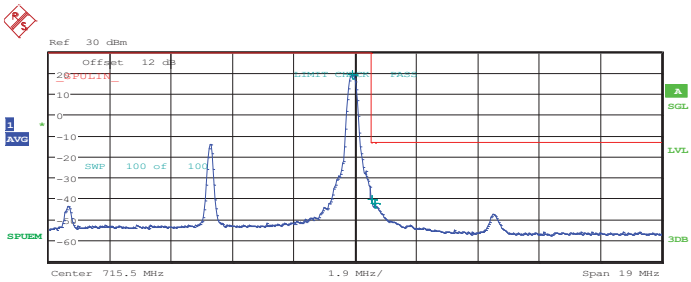

Start [Hz]	Stop [Hz]	RBW [Hz]	Freq [Hz]	PwrAbs [dBm]	Δ Limit [dB]
706.000 M	716.000 M	100.00 k	715.420000 M	19.09	-10.91
716.000 M	716.100 M	30.00 k	716.010900 M	-40.74	-27.74
716.100 M	725.000 M	100.00 k	716.100000 M	-42.36	-29.36

Date: 21.DEC.2013 16:02:17

Higher Band Edge Plot for 16QAM-RB Size 50, RB Offset 0

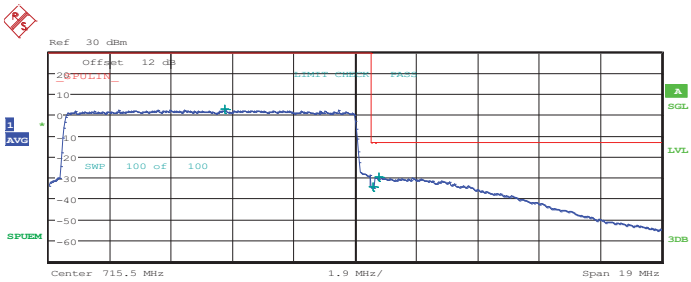

Start [Hz]	Stop [Hz]	RBW [Hz]	Freq [Hz]	PwrAbs [dBm]	Δ Limit [dB]
706.000 M	716.000 M	100.00 k	711.460000 M	2.47	-27.53
716.000 M	716.100 M	30.00 k	716.062000 M	-34.47	-21.47
716.100 M	725.000 M	100.00 k	716.242400 M	-29.98	-16.98

Date: 21.DEC.2013 16:03:18

Note: *The total loss is 12 dB of the RF cable and attenuator of LTE Band 17, and has been compensated to the spectrum analyzer offset.*

3.6 Conducted Spurious Emission Measurement

3.6.1 Description of Conducted Spurious Emission Measurement

For Band 2 and 4 and 17

The power of any emission outside of the authorized operating frequency ranges must be lower than the transmitter power (P) by a factor of at least 43 + 10 log (P) dB.

For Band 7

The power of any emission outside of the authorized operating frequency ranges must be lower than the transmitter power (P) by a factor of at least 55 + 10 log (P) dB.

It is measured by means of a calibrated spectrum analyzer and scanned from 9 kHz up to a frequency including its 10th harmonic.

3.6.2 Measuring Instruments

The measuring equipment is listed in the section 4 of this test report.

3.6.3 Test Procedures

1. The EUT was connected to spectrum analyzer and base station via power divider.
2. The RF output of EUT was connected to the spectrum analyzer by RF cable and attenuator. The path loss was compensated to the results for each measurement.
3. The middle channel for the highest RF power within the transmitting frequency was measured.
4. The conducted spurious emission for the whole frequency range was taken.
5. Make the measurement with the spectrum analyzer's RBW = 1MHz, VBW = 3MHz, taking the record of maximum spurious emission.
6. The RF fundamental frequency should be excluded against the limit line in the operating frequency band.
7. The limit line is derived from 43 + 10log(P)dB below the transmitter power P(Watts)
   = P(W)- [43 + 10log(P)] (dB)
   = [30 + 10log(P)] (dBm) - [43 + 10log(P)] (dB)
   = -13dBm.

3.6.4 Test Setup

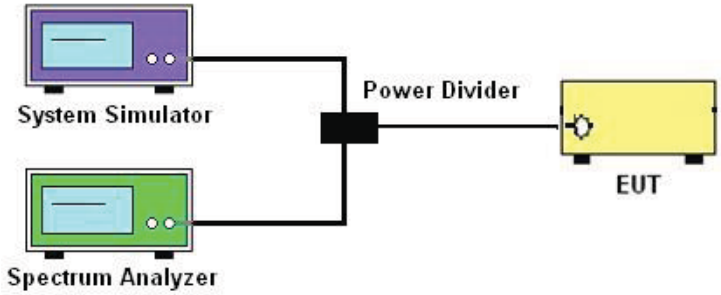

3.6.5 Test Result (Plots) of Conducted Spurious Emission

Band :	LTE Band 2	Channel :	CH18607 (Low)
Band Width :	1.4MHz		

QPSK (RB Size 1, RB Offset 0)

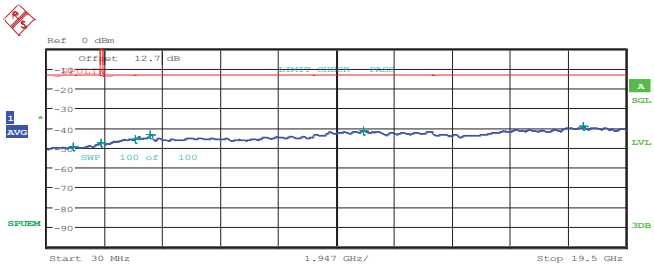

Start [Hz]	Stop [Hz]	RBW [Hz]	Freq [Hz]	PwrAbs [dBm]	Δ Limit [dB]
30.000 M	1.000 G	1.00 M	916.580000 M	-49.58	-36.58
1.000 G	1.840 G	1.00 M	1.838320 G	-47.81	-34.81
1.920 G	3.000 G	1.00 M	2.988120 G	-45.67	-32.67
3.000 G	9.000 G	1.00 M	3.498000 G	-43.41	-30.41
9.000 G	13.000 G	1.00 M	10.672000 G	-41.51	-28.51
13.000 G	19.500 G	1.00 M	18.070000 G	-39.43	-26.43

Date: 20.MAR.2014 13:36:41

16QAM (RB Size 1, RB Offset 0)

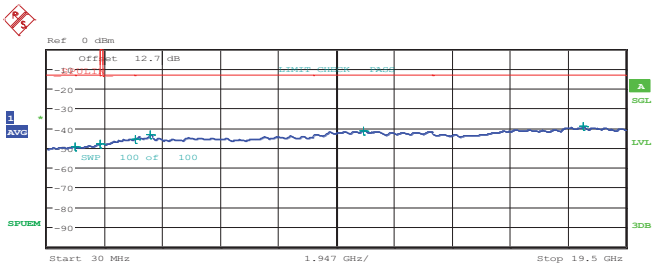

Start [Hz]	Stop [Hz]	RBW [Hz]	Freq [Hz]	PwrAbs [dBm]	Δ Limit [dB]
30.000 M	1.000 G	1.00 M	962.170000 M	-49.60	-36.60
1.000 G	1.840 G	1.00 M	1.792960 G	-48.11	-35.11
1.920 G	3.000 G	1.00 M	2.996760 G	-45.75	-32.75
3.000 G	9.000 G	1.00 M	3.498000 G	-43.41	-30.41
9.000 G	13.000 G	1.00 M	10.680000 G	-41.60	-28.60
13.000 G	19.500 G	1.00 M	18.063500 G	-39.41	-26.41

Date: 20.MAR.2014 13:37:41

Band :	LTE Band 2	Channel :	CH18900 (Middle)
Band Width :	1.4MHz		

QPSK (RB Size 1, RB Offset 0)

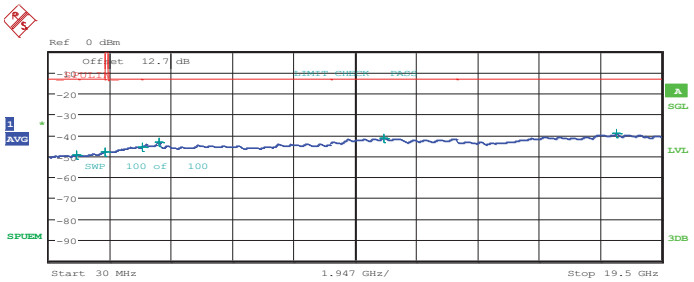

Start [Hz]	Stop [Hz]	RBW [Hz]	Freq [Hz]	PwrAbs [dBm]	Δ Limit [dB]
30.000 M	1.000 G	1.00 M	915.610000 M	-49.60	-36.60
1.000 G	1.840 G	1.00 M	1.818160 G	-48.08	-35.08
1.920 G	3.000 G	1.00 M	2.992440 G	-45.57	-32.57
3.000 G	9.000 G	1.00 M	3.510000 G	-43.43	-30.43
9.000 G	13.000 G	1.00 M	10.684000 G	-41.60	-28.60
13.000 G	19.500 G	1.00 M	18.063500 G	-39.41	-26.41

Date: 20.MAR.2014 13:38:40

16QAM (RB Size 1, RB Offset 0)

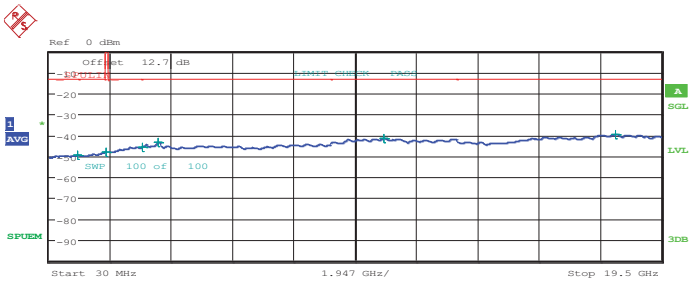

Start [Hz]	Stop [Hz]	RBW [Hz]	Freq [Hz]	PwrAbs [dBm]	Δ Limit [dB]
30.000 M	1.000 G	1.00 M	933.070000 M	-49.63	-36.63
1.000 G	1.840 G	1.00 M	1.833280 G	-48.11	-35.11
1.920 G	3.000 G	1.00 M	2.987040 G	-45.59	-32.59
3.000 G	9.000 G	1.00 M	3.498000 G	-43.42	-30.42
9.000 G	13.000 G	1.00 M	10.676000 G	-41.53	-28.53
13.000 G	19.500 G	1.00 M	18.044000 G	-39.47	-26.47

Date: 20.MAR.2014 13:39:39

Band :	LTE Band 2	Channel :	CH19193 (High)
Band Width :	1.4MHz		

QPSK (RB Size 1, RB Offset 0)

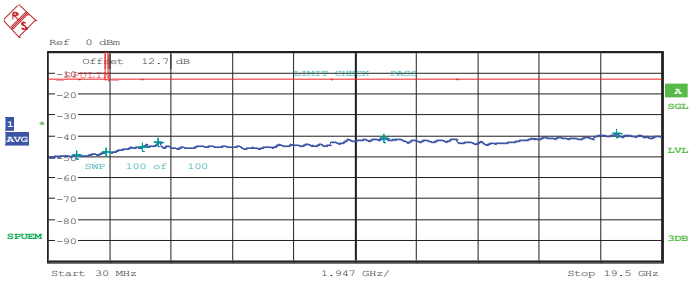

Start [Hz]	Stop [Hz]	RBW [Hz]	Freq [Hz]	PwrAbs [dBm]	Δ Limit [dB]
30.000 M	1.000 G	1.00 M	910.760000 M	-49.60	-36.60
1.000 G	1.840 G	1.00 M	1.838320 G	-48.06	-35.06
1.920 G	3.000 G	1.00 M	2.998920 G	-45.65	-32.65
3.000 G	9.000 G	1.00 M	3.498000 G	-43.42	-30.42
9.000 G	13.000 G	1.00 M	10.668000 G	-41.56	-28.56
13.000 G	19.500 G	1.00 M	18.057000 G	-39.42	-26.42

Date: 20.MAR.2014 13:40:38

16QAM (RB Size 1, RB Offset 0)

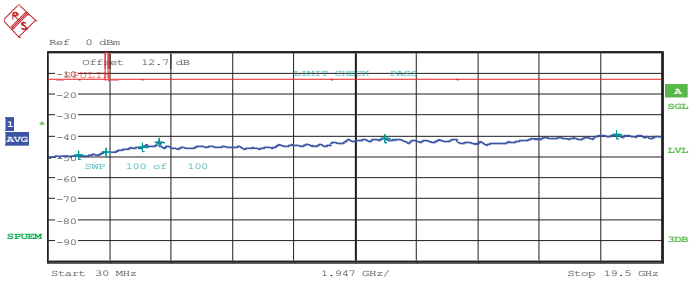

Start [Hz]	Stop [Hz]	RBW [Hz]	Freq [Hz]	PwrAbs [dBm]	Δ Limit [dB]
30.000 M	1.000 G	1.00 M	967.990000 M	-49.62	-36.62
1.000 G	1.840 G	1.00 M	1.824880 G	-48.10	-35.10
1.920 G	3.000 G	1.00 M	2.997840 G	-45.72	-32.72
3.000 G	9.000 G	1.00 M	3.510000 G	-43.43	-30.43
9.000 G	13.000 G	1.00 M	10.692000 G	-41.52	-28.52
13.000 G	19.500 G	1.00 M	18.050500 G	-39.44	-26.44

Date: 20.MAR.2014 13:41:38

Band :	LTE Band 2	Channel :	CH18615 (Low)
Band Width :	3MHz		

QPSK (RB Size 1, RB Offset 0)

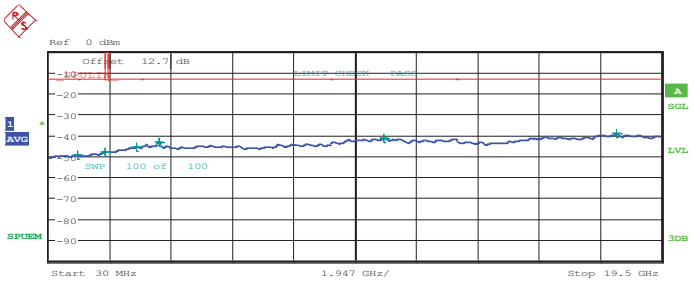

Start [Hz]	Stop [Hz]	RBW [Hz]	Freq [Hz]	PwrAbs [dBm]	Δ Limit [dB]
30.000 M	1.000 G	1.00 M	939.860000 M	-49.66	-36.66
1.000 G	1.840 G	1.00 M	1.817320 G	-48.00	-35.00
1.920 G	3.000 G	1.00 M	2.794800 G	-45.72	-32.72
3.000 G	9.000 G	1.00 M	3.510000 G	-43.43	-30.43
9.000 G	13.000 G	1.00 M	10.680000 G	-41.67	-28.67
13.000 G	19.500 G	1.00 M	18.063500 G	-39.43	-26.43

Date: 24.MAR.2014 16:00:49

16QAM (RB Size 1, RB Offset 0)

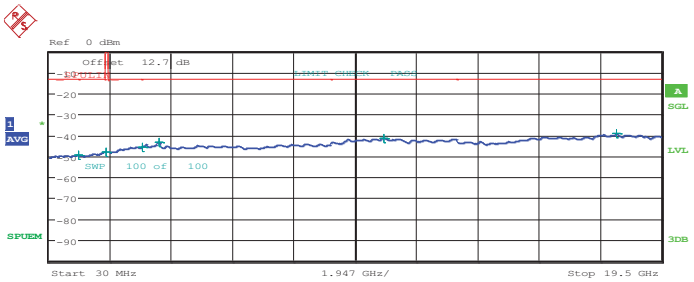

Start [Hz]	Stop [Hz]	RBW [Hz]	Freq [Hz]	PwrAbs [dBm]	Δ Limit [dB]
30.000 M	1.000 G	1.00 M	960.230000 M	-49.58	-36.58
1.000 G	1.840 G	1.00 M	1.834120 G	-48.13	-35.13
1.920 G	3.000 G	1.00 M	2.990280 G	-45.72	-32.72
3.000 G	9.000 G	1.00 M	3.516000 G	-43.44	-30.44
9.000 G	13.000 G	1.00 M	10.672000 G	-41.58	-28.58
13.000 G	19.500 G	1.00 M	18.050500 G	-39.36	-26.36

Date: 24.MAR.2014 16:01:47

Band :	LTE Band 2	Channel :	CH18900 (Middle)
Band Width :	3MHz		

QPSK (RB Size 1, RB Offset 0)

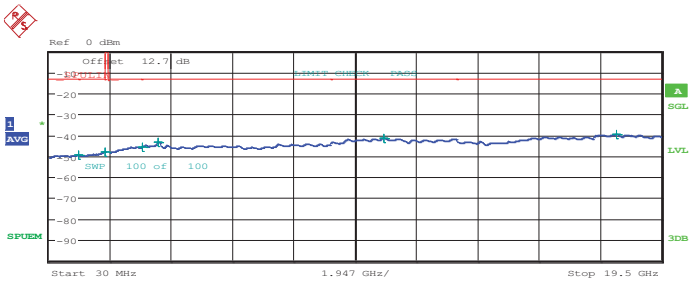

Start [Hz]	Stop [Hz]	RBW [Hz]	Freq [Hz]	PwrAbs [dBm]	Δ Limit [dB]
30.000 M	1.000 G	1.00 M	952.470000 M	-49.61	-36.61
1.000 G	1.840 G	1.00 M	1.819840 G	-48.12	-35.12
1.920 G	3.000 G	1.00 M	2.993520 G	-45.67	-32.67
3.000 G	9.000 G	1.00 M	3.492000 G	-43.36	-30.36
9.000 G	13.000 G	1.00 M	10.668000 G	-41.60	-28.60
13.000 G	19.500 G	1.00 M	18.050500 G	-39.44	-26.44

Date: 24.MAR.2014 16:03:49

16QAM (RB Size 1, RB Offset 0)

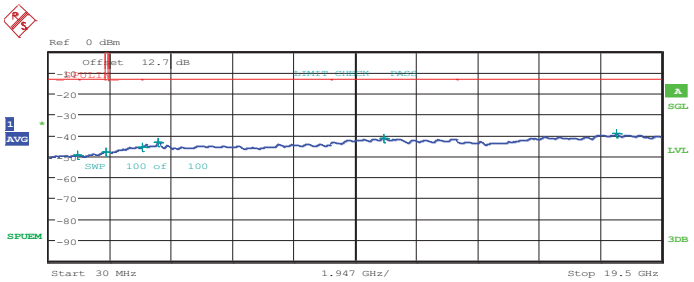

Start [Hz]	Stop [Hz]	RBW [Hz]	Freq [Hz]	PwrAbs [dBm]	Δ Limit [dB]
30.000 M	1.000 G	1.00 M	930.160000 M	-49.69	-36.69
1.000 G	1.840 G	1.00 M	1.835800 G	-48.11	-35.11
1.920 G	3.000 G	1.00 M	2.995680 G	-45.62	-32.62
3.000 G	9.000 G	1.00 M	3.504000 G	-43.45	-30.45
9.000 G	13.000 G	1.00 M	10.680000 G	-41.56	-28.56
13.000 G	19.500 G	1.00 M	18.057000 G	-39.36	-26.36

Date: 24.MAR.2014 16:04:49

Band :	LTE Band 2	Channel :	CH19185 (High)
Band Width :	3MHz		

QPSK (RB Size 1, RB Offset 0)

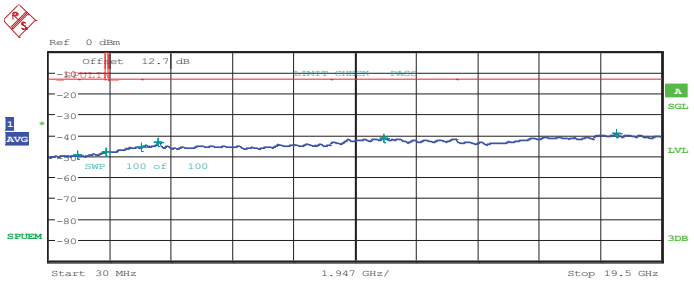

Start [Hz]	Stop [Hz]	RBW [Hz]	Freq [Hz]	PwrAbs [dBm]	Δ Limit [dB]
30.000 M	1.000 G	1.00 M	942.770000 M	-49.58	-36.58
1.000 G	1.840 G	1.00 M	1.825720 G	-48.07	-35.07
1.920 G	3.000 G	1.00 M	2.978400 G	-45.68	-32.68
3.000 G	9.000 G	1.00 M	3.498000 G	-43.50	-30.50
9.000 G	13.000 G	1.00 M	10.684000 G	-41.60	-28.60
13.000 G	19.500 G	1.00 M	18.050500 G	-39.31	-26.31

Date: 24.MAR.2014 16:09:59

16QAM (RB Size 1, RB Offset 0)

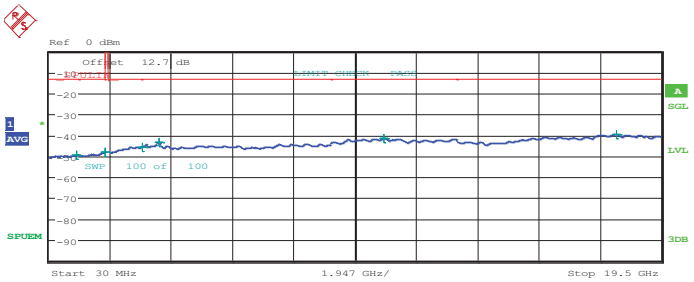

Start [Hz]	Stop [Hz]	RBW [Hz]	Freq [Hz]	PwrAbs [dBm]	Δ Limit [dB]
30.000 M	1.000 G	1.00 M	912.700000 M	-49.61	-36.61
1.000 G	1.840 G	1.00 M	1.808920 G	-48.04	-35.04
1.920 G	3.000 G	1.00 M	2.996760 G	-45.66	-32.66
3.000 G	9.000 G	1.00 M	3.510000 G	-43.46	-30.46
9.000 G	13.000 G	1.00 M	10.680000 G	-41.51	-28.51
13.000 G	19.500 G	1.00 M	18.050500 G	-39.45	-26.45

Date: 24.MAR.2014 16:10:58

Band :	LTE Band 2	Channel :	CH18625 (Low)
Band Width :	5MHz		

QPSK (RB Size 1, RB Offset 0)

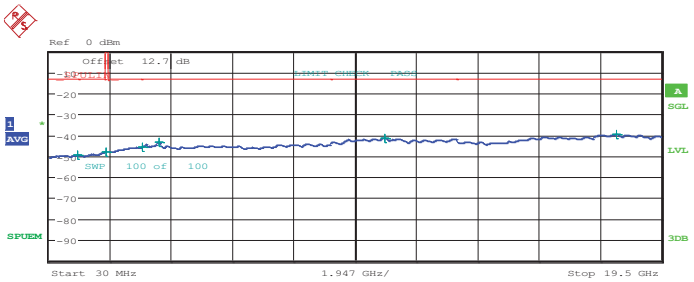

Start [Hz]	Stop [Hz]	RBW [Hz]	Freq [Hz]	PwrAbs [dBm]	Δ Limit [dB]
30.000 M	1.000 G	1.00 M	921.430000 M	-49.55	-36.55
1.000 G	1.840 G	1.00 M	1.829920 G	-48.09	-35.09
1.920 G	3.000 G	1.00 M	2.998920 G	-45.68	-32.68
3.000 G	9.000 G	1.00 M	3.510000 G	-43.47	-30.47
9.000 G	13.000 G	1.00 M	10.688000 G	-41.65	-28.65
13.000 G	19.500 G	1.00 M	18.057000 G	-39.53	-26.53

Date: 24.MAR.2014 16:24:29

16QAM (RB Size 1, RB Offset 0)

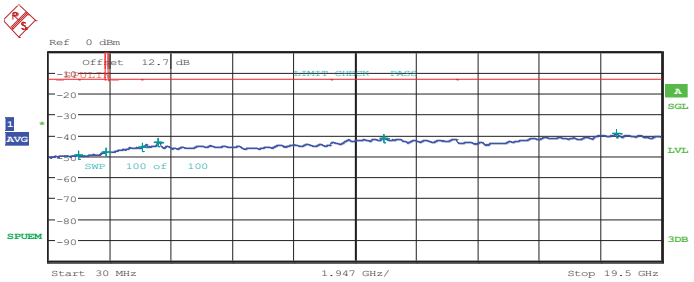

Start [Hz]	Stop [Hz]	RBW [Hz]	Freq [Hz]	PwrAbs [dBm]	Δ Limit [dB]
30.000 M	1.000 G	1.00 M	954.410000 M	-49.57	-36.57
1.000 G	1.840 G	1.00 M	1.826560 G	-48.14	-35.14
1.920 G	3.000 G	1.00 M	3.000000 G	-45.54	-32.54
3.000 G	9.000 G	1.00 M	3.504000 G	-43.42	-30.42
9.000 G	13.000 G	1.00 M	10.676000 G	-41.65	-28.65
13.000 G	19.500 G	1.00 M	18.050500 G	-39.40	-26.40

Date: 24.MAR.2014 16:25:28

Band :	LTE Band 2	Channel :	CH18900 (Middle)
Band Width :	5MHz		

QPSK (RB Size 1, RB Offset 0)

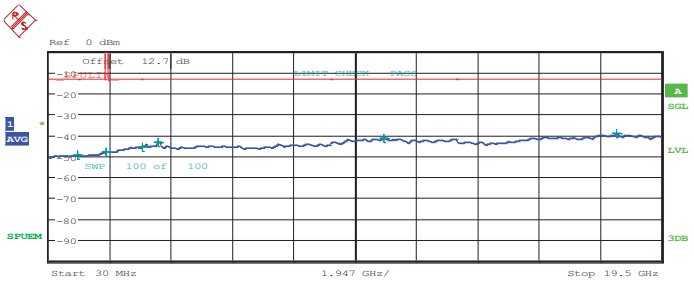

Start [Hz]	Stop [Hz]	RBW [Hz]	Freq [Hz]	PwrAbs [dBm]	Δ Limit [dB]
30.000 M	1.000 G	1.00 M	936.950000 M	-49.68	-36.68
1.000 G	1.840 G	1.00 M	1.830760 G	-48.20	-35.20
1.920 G	3.000 G	1.00 M	2.992440 G	-45.80	-32.80
3.000 G	9.000 G	1.00 M	3.504000 G	-43.43	-30.43
9.000 G	13.000 G	1.00 M	10.672000 G	-41.55	-28.55
13.000 G	19.500 G	1.00 M	18.050500 G	-39.42	-26.42

Date: 24.MAR.2014 16:27:32

16QAM (RB Size 1, RB Offset 0)

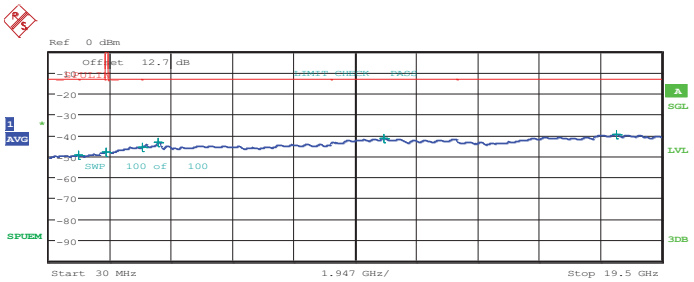

Start [Hz]	Stop [Hz]	RBW [Hz]	Freq [Hz]	PwrAbs [dBm]	Δ Limit [dB]
30.000 M	1.000 G	1.00 M	971.870000 M	-49.52	-36.52
1.000 G	1.840 G	1.00 M	1.839160 G	-48.02	-35.02
1.920 G	3.000 G	1.00 M	2.997840 G	-45.73	-32.73
3.000 G	9.000 G	1.00 M	3.498000 G	-43.47	-30.47
9.000 G	13.000 G	1.00 M	10.668000 G	-41.64	-28.64
13.000 G	19.500 G	1.00 M	18.050500 G	-39.45	-26.45

Date: 24.MAR.2014 16:28:32

Band :	LTE Band 2	Channel :	CH19175 (High)
Band Width :	5MHz		

QPSK (RB Size 1, RB Offset 0)

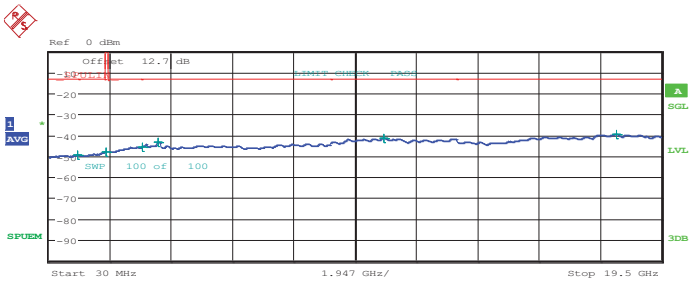

Start [Hz]	Stop [Hz]	RBW [Hz]	Freq [Hz]	PwrAbs [dBm]	Δ Limit [dB]
30.000 M	1.000 G	1.00 M	940.830000 M	-49.68	-36.68
1.000 G	1.840 G	1.00 M	1.826560 G	-47.90	-34.90
1.920 G	3.000 G	1.00 M	2.994600 G	-45.74	-32.74
3.000 G	9.000 G	1.00 M	3.504000 G	-43.45	-30.45
9.000 G	13.000 G	1.00 M	10.676000 G	-41.63	-28.63
13.000 G	19.500 G	1.00 M	18.050500 G	-39.44	-26.44

Date: 24.MAR.2014 16:33:41

16QAM (RB Size 1, RB Offset 0)

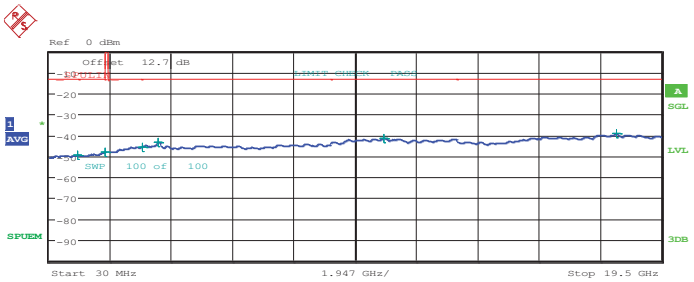

Start [Hz]	Stop [Hz]	RBW [Hz]	Freq [Hz]	PwrAbs [dBm]	Δ Limit [dB]
30.000 M	1.000 G	1.00 M	927.250000 M	-49.72	-36.72
1.000 G	1.840 G	1.00 M	1.818160 G	-47.89	-34.89
1.920 G	3.000 G	1.00 M	2.979480 G	-45.71	-32.71
3.000 G	9.000 G	1.00 M	3.498000 G	-43.48	-30.48
9.000 G	13.000 G	1.00 M	10.672000 G	-41.62	-28.62
13.000 G	19.500 G	1.00 M	18.050500 G	-39.40	-26.40

Date: 24.MAR.2014 16:34:41

Band :	LTE Band 2	Channel :	CH18650 (Low)
Band Width :	10MHz		

QPSK (RB Size 1, RB Offset 0)

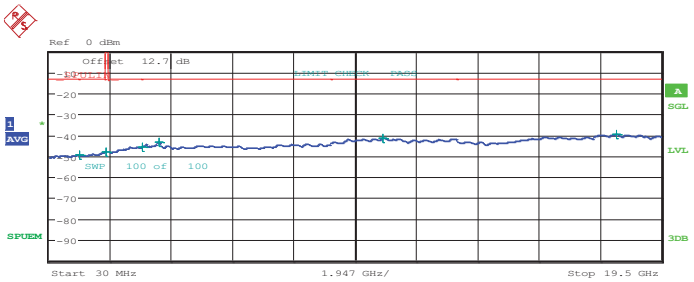

Start [Hz]	Stop [Hz]	RBW [Hz]	Freq [Hz]	PwrAbs [dBm]	Δ Limit [dB]
30.000 M	1.000 G	1.00 M	983.510000 M	-49.54	-36.54
1.000 G	1.840 G	1.00 M	1.834120 G	-48.17	-35.17
1.920 G	3.000 G	1.00 M	2.980560 G	-45.79	-32.79
3.000 G	9.000 G	1.00 M	3.516000 G	-43.45	-30.45
9.000 G	13.000 G	1.00 M	10.648000 G	-41.59	-28.59
13.000 G	19.500 G	1.00 M	18.057000 G	-39.52	-26.52

Date: 20.MAR.2014 13:04:01

16QAM (RB Size 1, RB Offset 0)

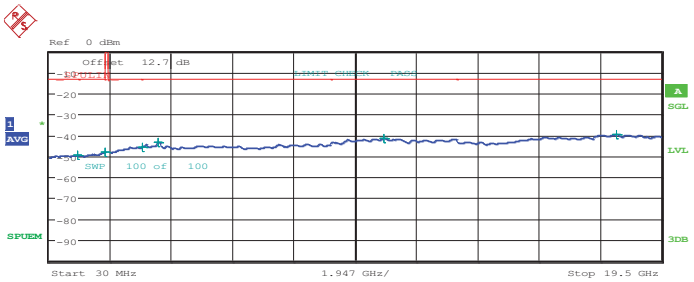

Start [Hz]	Stop [Hz]	RBW [Hz]	Freq [Hz]	PwrAbs [dBm]	Δ Limit [dB]
30.000 M	1.000 G	1.00 M	933.070000 M	-49.67	-36.67
1.000 G	1.840 G	1.00 M	1.819000 G	-48.11	-35.11
1.920 G	3.000 G	1.00 M	2.997840 G	-45.71	-32.71
3.000 G	9.000 G	1.00 M	3.492000 G	-43.42	-30.42
9.000 G	13.000 G	1.00 M	10.672000 G	-41.62	-28.62
13.000 G	19.500 G	1.00 M	18.057000 G	-39.51	-26.51

Date: 20.MAR.2014 13:05:00

Band :	LTE Band 2	Channel :	CH18900 (Middle)
Band Width :	10MHz		

QPSK (RB Size 1, RB Offset 0)

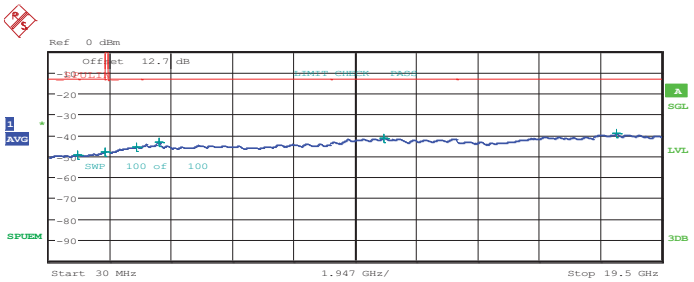

Start [Hz]	Stop [Hz]	RBW [Hz]	Freq [Hz]	PwrAbs [dBm]	Δ Limit [dB]
30.000 M	1.000 G	1.00 M	929.190000 M	-49.69	-36.69
1.000 G	1.840 G	1.00 M	1.817320 G	-48.00	-35.00
1.920 G	3.000 G	1.00 M	2.814240 G	-45.67	-32.67
3.000 G	9.000 G	1.00 M	3.510000 G	-43.34	-30.34
9.000 G	13.000 G	1.00 M	10.676000 G	-41.55	-28.55
13.000 G	19.500 G	1.00 M	18.050500 G	-39.41	-26.41

Date: 20.MAR.2014 13:05:59

16QAM (RB Size 1, RB Offset 0)

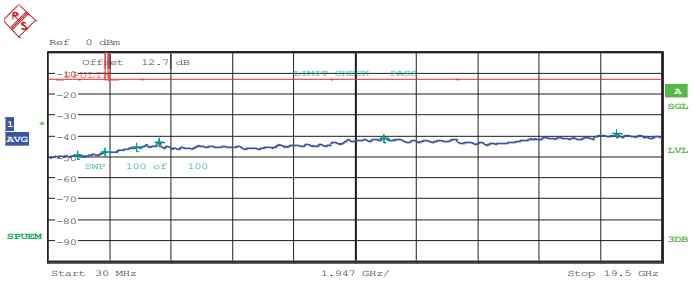

Start [Hz]	Stop [Hz]	RBW [Hz]	Freq [Hz]	PwrAbs [dBm]	Δ Limit [dB]
30.000 M	1.000 G	1.00 M	930.160000 M	-49.49	-36.49
1.000 G	1.840 G	1.00 M	1.820680 G	-48.06	-35.06
1.920 G	3.000 G	1.00 M	2.791560 G	-45.70	-32.70
3.000 G	9.000 G	1.00 M	3.510000 G	-43.41	-30.41
9.000 G	13.000 G	1.00 M	10.680000 G	-41.64	-28.64
13.000 G	19.500 G	1.00 M	18.050500 G	-39.40	-26.40

Date: 20.MAR.2014 13:06:59

Band :	LTE Band 2	Channel :	CH19150 (High)
Band Width :	10MHz		

QPSK (RB Size 1, RB Offset 0)

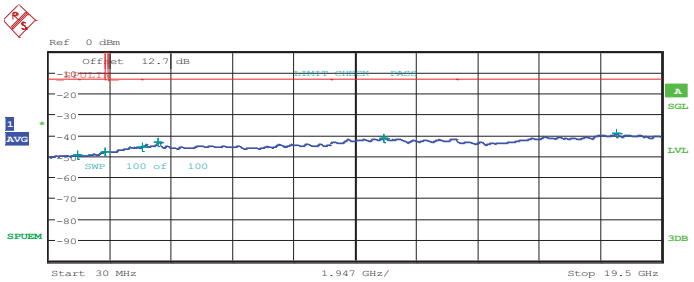

Start [Hz]	Stop [Hz]	RBW [Hz]	Freq [Hz]	PwrAbs [dBm]	Δ Limit [dB]
30.000 M	1.000 G	1.00 M	925.310000 M	-49.65	-36.65
1.000 G	1.840 G	1.00 M	1.800520 G	-48.06	-35.06
1.920 G	3.000 G	1.00 M	2.998920 G	-45.58	-32.58
3.000 G	9.000 G	1.00 M	3.504000 G	-43.42	-30.42
9.000 G	13.000 G	1.00 M	10.676000 G	-41.65	-28.65
13.000 G	19.500 G	1.00 M	18.057000 G	-39.39	-26.39

Date: 20.MAR.2014 13:07:58

16QAM (RB Size 1, RB Offset 0)

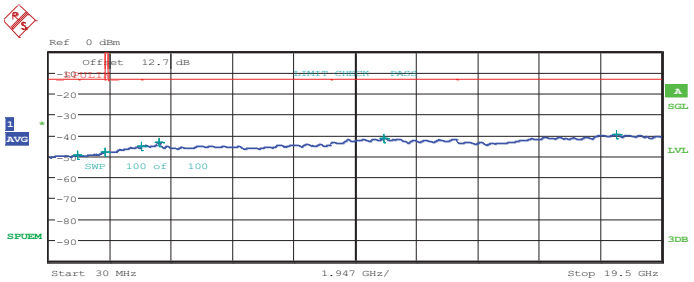

Start [Hz]	Stop [Hz]	RBW [Hz]	Freq [Hz]	PwrAbs [dBm]	Δ Limit [dB]
30.000 M	1.000 G	1.00 M	929.190000 M	-49.66	-36.66
1.000 G	1.840 G	1.00 M	1.818160 G	-48.03	-35.03
1.920 G	3.000 G	1.00 M	2.971920 G	-45.53	-32.53
3.000 G	9.000 G	1.00 M	3.510000 G	-43.37	-30.37
9.000 G	13.000 G	1.00 M	10.672000 G	-41.59	-28.59
13.000 G	19.500 G	1.00 M	18.057000 G	-39.47	-26.47

Date: 20.MAR.2014 13:08:58

Band :	LTE Band 2	Channel :	CH18675 (Low)
Band Width :	15MHz		

QPSK (RB Size 1, RB Offset 0)

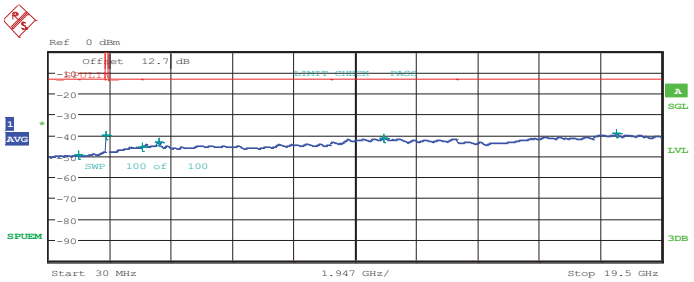

Start [Hz]	Stop [Hz]	RBW [Hz]	Freq [Hz]	PwrAbs [dBm]	Δ Limit [dB]
30.000 M	1.000 G	1.00 M	973.810000 M	-49.59	-36.59
1.000 G	1.840 G	1.00 M	1.838320 G	-40.32	-27.32
1.920 G	3.000 G	1.00 M	2.994600 G	-45.63	-32.63
3.000 G	9.000 G	1.00 M	3.510000 G	-43.35	-30.35
9.000 G	13.000 G	1.00 M	10.668000 G	-41.64	-28.64
13.000 G	19.500 G	1.00 M	18.057000 G	-39.44	-26.44

Date: 20.MAR.2014 13:10:01

16QAM (RB Size 1, RB Offset 0)

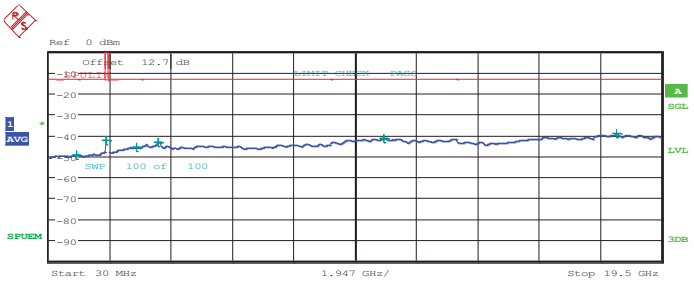

Start [Hz]	Stop [Hz]	RBW [Hz]	Freq [Hz]	PwrAbs [dBm]	Δ Limit [dB]
30.000 M	1.000 G	1.00 M	911.730000 M	-49.66	-36.66
1.000 G	1.840 G	1.00 M	1.838320 G	-42.31	-29.31
1.920 G	3.000 G	1.00 M	2.804520 G	-45.57	-32.57
3.000 G	9.000 G	1.00 M	3.492000 G	-43.44	-30.44
9.000 G	13.000 G	1.00 M	10.676000 G	-41.66	-28.66
13.000 G	19.500 G	1.00 M	18.063500 G	-39.43	-26.43

Date: 20.MAR.2014 13:11:00

Band :	LTE Band 2	Channel :	CH18900 (Middle)
Band Width :	15MHz		

QPSK (RB Size 1, RB Offset 0)

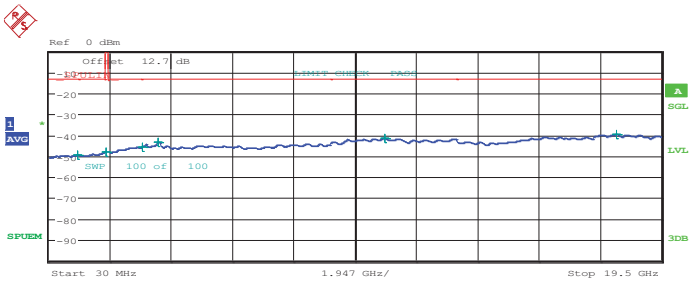

Start [Hz]	Stop [Hz]	RBW [Hz]	Freq [Hz]	PwrAbs [dBm]	Δ Limit [dB]
30.000 M	1.000 G	1.00 M	939.860000 M	-49.67	-36.67
1.000 G	1.840 G	1.00 M	1.833280 G	-48.17	-35.17
1.920 G	3.000 G	1.00 M	2.994600 G	-45.78	-32.78
3.000 G	9.000 G	1.00 M	3.504000 G	-43.49	-30.49
9.000 G	13.000 G	1.00 M	10.700000 G	-41.63	-28.63
13.000 G	19.500 G	1.00 M	18.050500 G	-39.48	-26.48

Date: 20.MAR.2014 13:11:59

16QAM (RB Size 1, RB Offset 0)

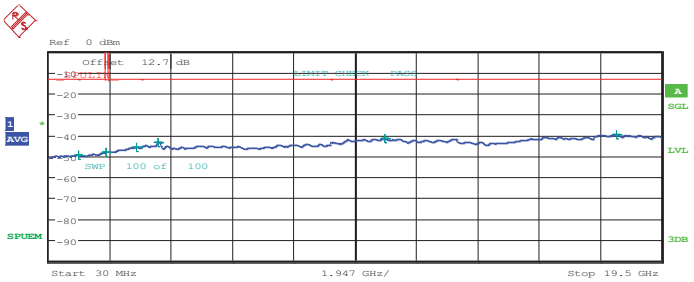

Start [Hz]	Stop [Hz]	RBW [Hz]	Freq [Hz]	PwrAbs [dBm]	Δ Limit [dB]
30.000 M	1.000 G	1.00 M	958.290000 M	-49.57	-36.57
1.000 G	1.840 G	1.00 M	1.828240 G	-48.13	-35.13
1.920 G	3.000 G	1.00 M	2.802360 G	-45.82	-32.82
3.000 G	9.000 G	1.00 M	3.492000 G	-43.53	-30.53
9.000 G	13.000 G	1.00 M	10.700000 G	-41.68	-28.68
13.000 G	19.500 G	1.00 M	18.070000 G	-39.47	-26.47

Date: 20.MAR.2014 13:12:59

Band :	LTE Band 2	Channel :	CH19125 (High)
Band Width :	15MHz		

QPSK (RB Size 1, RB Offset 0)

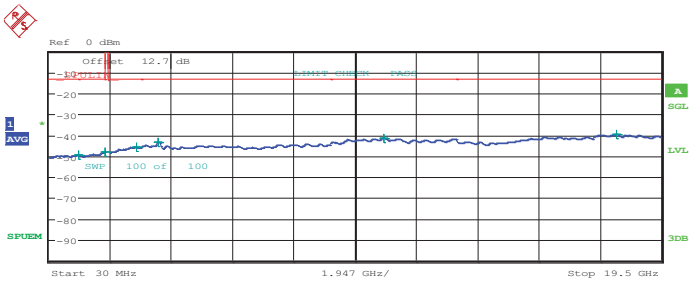

Start [Hz]	Stop [Hz]	RBW [Hz]	Freq [Hz]	PwrAbs [dBm]	Δ Limit [dB]
30.000 M	1.000 G	1.00 M	965.080000 M	-49.57	-36.57
1.000 G	1.840 G	1.00 M	1.813960 G	-48.17	-35.17
1.920 G	3.000 G	1.00 M	2.816400 G	-45.84	-32.84
3.000 G	9.000 G	1.00 M	3.504000 G	-43.50	-30.50
9.000 G	13.000 G	1.00 M	10.668000 G	-41.62	-28.62
13.000 G	19.500 G	1.00 M	18.057000 G	-39.48	-26.48

Date: 20.MAR.2014 13:13:58

16QAM (RB Size 1, RB Offset 0)

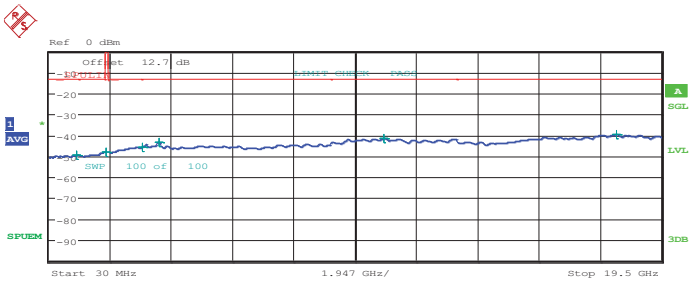

Start [Hz]	Stop [Hz]	RBW [Hz]	Freq [Hz]	PwrAbs [dBm]	Δ Limit [dB]
30.000 M	1.000 G	1.00 M	910.760000 M	-49.63	-36.63
1.000 G	1.840 G	1.00 M	1.838320 G	-48.22	-35.22
1.920 G	3.000 G	1.00 M	3.000000 G	-45.72	-32.72
3.000 G	9.000 G	1.00 M	3.510000 G	-43.46	-30.46
9.000 G	13.000 G	1.00 M	10.680000 G	-41.64	-28.64
13.000 G	19.500 G	1.00 M	18.050500 G	-39.47	-26.47

Date: 20.MAR.2014 13:14:58

Band :	LTE Band 2	Channel :	CH18700 (Low)
Band Width :	20MHz		

QPSK (RB Size 1, RB Offset 0)

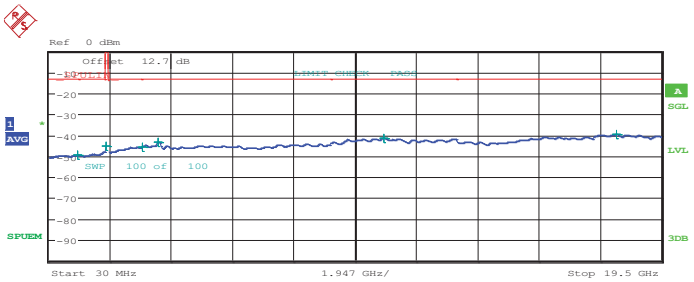

Start [Hz]	Stop [Hz]	RBW [Hz]	Freq [Hz]	PwrAbs [dBm]	Δ Limit [dB]
30.000 M	1.000 G	1.00 M	924.340000 M	-49.75	-36.75
1.000 G	1.840 G	1.00 M	1.834120 G	-45.23	-32.23
1.920 G	3.000 G	1.00 M	2.997840 G	-45.67	-32.67
3.000 G	9.000 G	1.00 M	3.504000 G	-43.49	-30.49
9.000 G	13.000 G	1.00 M	10.680000 G	-41.63	-28.63
13.000 G	19.500 G	1.00 M	18.050500 G	-39.44	-26.44

Date: 20.MAR.2014 13:16:01

16QAM (RB Size 1, RB Offset 0)

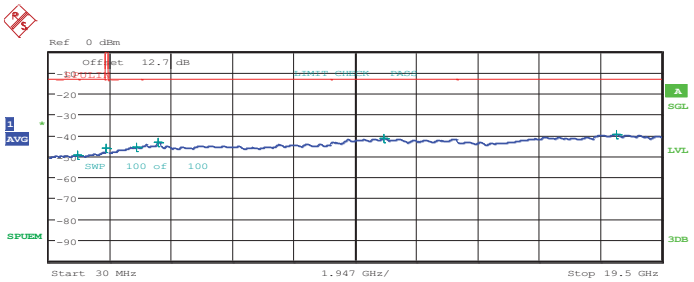

Start [Hz]	Stop [Hz]	RBW [Hz]	Freq [Hz]	PwrAbs [dBm]	Δ Limit [dB]
30.000 M	1.000 G	1.00 M	939.860000 M	-49.62	-36.62
1.000 G	1.840 G	1.00 M	1.834120 G	-46.32	-33.32
1.920 G	3.000 G	1.00 M	2.798040 G	-45.77	-32.77
3.000 G	9.000 G	1.00 M	3.504000 G	-43.45	-30.45
9.000 G	13.000 G	1.00 M	10.672000 G	-41.67	-28.67
13.000 G	19.500 G	1.00 M	18.050500 G	-39.49	-26.49

Date: 20.MAR.2014 13:17:01

Band :	LTE Band 2	Channel :	CH18900 (Middle)
Band Width :	20MHz		

QPSK (RB Size 1, RB Offset 0)

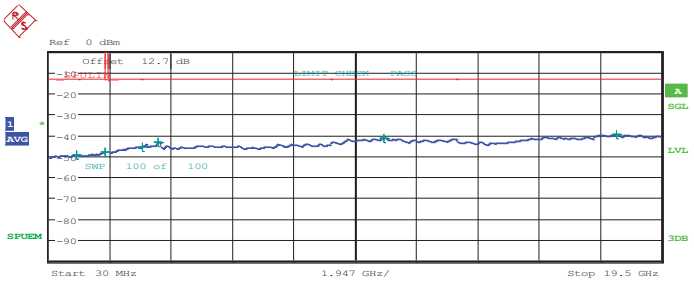

Start [Hz]	Stop [Hz]	RBW [Hz]	Freq [Hz]	PwrAbs [dBm]	Δ Limit [dB]
30.000 M	1.000 G	1.00 M	905.910000 M	-49.55	-36.55
1.000 G	1.840 G	1.00 M	1.822360 G	-47.96	-34.96
1.920 G	3.000 G	1.00 M	2.984880 G	-45.76	-32.76
3.000 G	9.000 G	1.00 M	3.492000 G	-43.53	-30.53
9.000 G	13.000 G	1.00 M	10.668000 G	-41.61	-28.61
13.000 G	19.500 G	1.00 M	18.063500 G	-39.46	-26.46

Date: 20.MAR.2014 13:18:00

16QAM (RB Size 1, RB Offset 0)

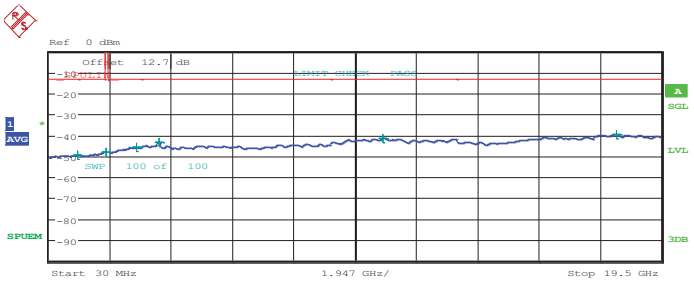

Start [Hz]	Stop [Hz]	RBW [Hz]	Freq [Hz]	PwrAbs [dBm]	Δ Limit [dB]
30.000 M	1.000 G	1.00 M	921.430000 M	-49.66	-36.66
1.000 G	1.840 G	1.00 M	1.831600 G	-48.01	-35.01
1.920 G	3.000 G	1.00 M	2.811000 G	-45.81	-32.81
3.000 G	9.000 G	1.00 M	3.516000 G	-43.48	-30.48
9.000 G	13.000 G	1.00 M	10.652000 G	-41.66	-28.66
13.000 G	19.500 G	1.00 M	18.063500 G	-39.50	-26.50

Date: 20.MAR.2014 13:18:59

Band :	LTE Band 2	Channel :	CH19100 (High)
Band Width :	20MHz		

QPSK (RB Size 1, RB Offset 0)

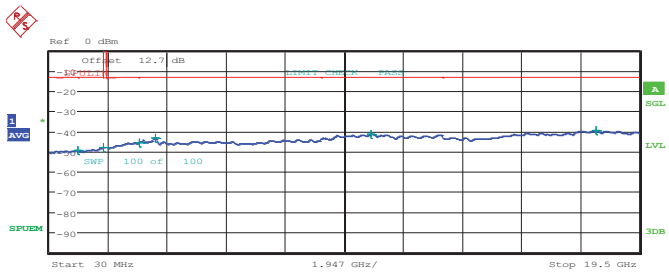

Start [Hz]	Stop [Hz]	RBW [Hz]	Freq [Hz]	PwrAbs [dBm]	Δ Limit [dB]
30.000 M	1.000 G	1.00 M	976.720000 M	-49.57	-36.57
1.000 G	1.840 G	1.00 M	1.813120 G	-48.09	-35.09
1.920 G	3.000 G	1.00 M	2.998920 G	-45.74	-32.74
3.000 G	9.000 G	1.00 M	3.516000 G	-43.49	-30.49
9.000 G	13.000 G	1.00 M	10.640000 G	-41.65	-28.65
13.000 G	19.500 G	1.00 M	18.057000 G	-39.46	-26.46

Date: 20.MAR.2014 13:19:58

16QAM (RB Size 1, RB Offset 0)

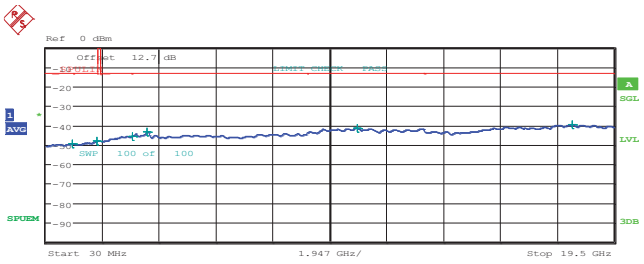

Start [Hz]	Stop [Hz]	RBW [Hz]	Freq [Hz]	PwrAbs [dBm]	Δ Limit [dB]
30.000 M	1.000 G	1.00 M	948.590000 M	-49.59	-36.59
1.000 G	1.840 G	1.00 M	1.771960 G	-48.03	-35.03
1.920 G	3.000 G	1.00 M	2.991360 G	-45.74	-32.74
3.000 G	9.000 G	1.00 M	3.492000 G	-43.48	-30.48
9.000 G	13.000 G	1.00 M	10.696000 G	-41.69	-28.69
13.000 G	19.500 G	1.00 M	18.057000 G	-39.47	-26.47

Date: 20.MAR.2014 13:20:57

Note: The total loss is 12.7 dB of the RF cable and attenuator of LTE Band 2, and has been compensated to the spectrum analyzer offset.

Band :	LTE Band 4	Channel :	CH19957 (Low)
Band Width :	1.4MHz		

QPSK (RB Size 1, RB Offset 0)

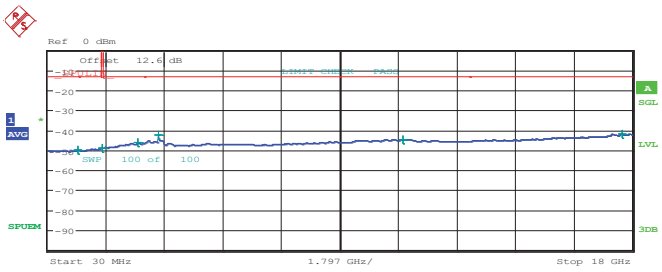

Start [Hz]	Stop [Hz]	RBW [Hz]	Freq [Hz]	PwrAbs [dBm]	Δ Limit [dB]
30.000 M	1.000 G	1.00 M	962.170000 M	-50.15	-37.15
1.000 G	1.700 G	1.00 M	1.699300 G	-48.98	-35.98
1.765 G	3.000 G	1.00 M	2.798695 G	-46.22	-33.22
3.000 G	9.000 G	1.00 M	3.420000 G	-42.55	-29.55
9.000 G	13.000 G	1.00 M	10.932000 G	-44.62	-31.62
13.000 G	18.000 G	1.00 M	17.685000 G	-42.08	-29.08

Date: 21.DEC.2013 14:12:54

16QAM (RB Size 1, RB Offset 0)

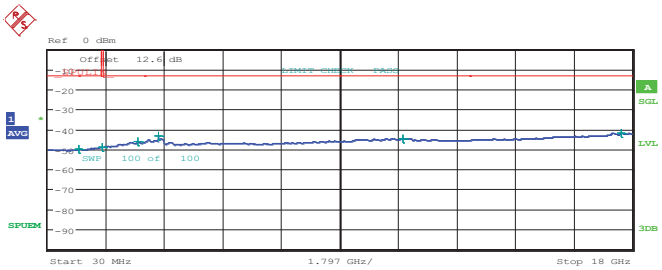

Start [Hz]	Stop [Hz]	RBW [Hz]	Freq [Hz]	PwrAbs [dBm]	Δ Limit [dB]
30.000 M	1.000 G	1.00 M	981.570000 M	-50.11	-37.11
1.000 G	1.700 G	1.00 M	1.695800 G	-48.99	-35.99
1.765 G	3.000 G	1.00 M	2.796225 G	-46.15	-33.15
3.000 G	9.000 G	1.00 M	3.420000 G	-43.51	-30.51
9.000 G	13.000 G	1.00 M	10.952000 G	-44.63	-31.63
13.000 G	18.000 G	1.00 M	17.655000 G	-42.01	-29.01

Date: 21.DEC.2013 14:14:05

Band :	LTE Band 4	Channel :	CH20175 (Middle)
Band Width :	1.4MHz		

QPSK (RB Size 1, RB Offset 0)

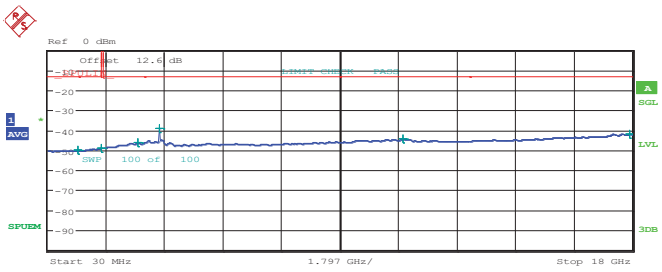

Start [Hz]	Stop [Hz]	RBW [Hz]	Freq [Hz]	PwrAbs [dBm]	Δ Limit [dB]
30.000 M	1.000 G	1.00 M	938.890000 M	-50.13	-37.13
1.000 G	1.700 G	1.00 M	1.683200 G	-48.98	-35.98
1.765 G	3.000 G	1.00 M	2.798695 G	-46.04	-33.04
3.000 G	9.000 G	1.00 M	3.462000 G	-39.23	-26.23
9.000 G	13.000 G	1.00 M	10.936000 G	-44.60	-31.60
13.000 G	18.000 G	1.00 M	17.910000 G	-42.07	-29.07

Date: 21.DEC.2013 14:16:10

16QAM (RB Size 1, RB Offset 0)

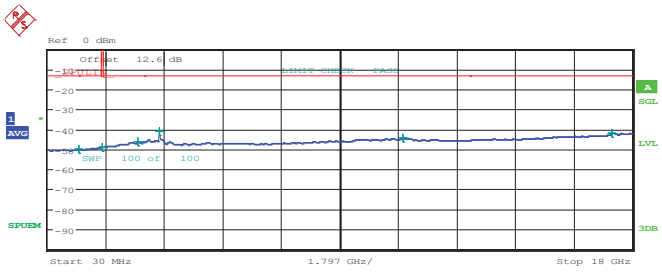

Start [Hz]	Stop [Hz]	RBW [Hz]	Freq [Hz]	PwrAbs [dBm]	Δ Limit [dB]
30.000 M	1.000 G	1.00 M	966.050000 M	-50.07	-37.07
1.000 G	1.700 G	1.00 M	1.696500 G	-48.90	-35.90
1.765 G	3.000 G	1.00 M	2.794990 G	-46.01	-33.01
3.000 G	9.000 G	1.00 M	3.462000 G	-40.92	-27.92
9.000 G	13.000 G	1.00 M	10.944000 G	-44.59	-31.59
13.000 G	18.000 G	1.00 M	17.380000 G	-42.10	-29.10

Date: 21.DEC.2013 14:15:03

Band :	LTE Band 4	Channel :	CH20393 (High)
Band Width :	1.4MHz		

QPSK (RB Size 1, RB Offset 0)

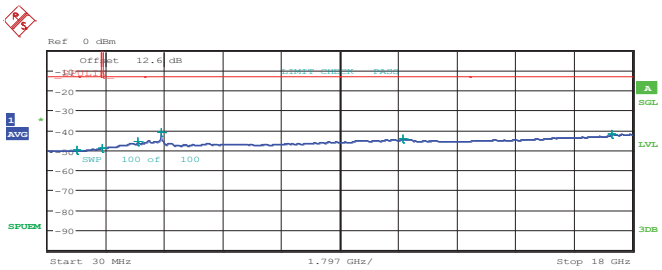

Start [Hz]	Stop [Hz]	RBW [Hz]	Freq [Hz]	PwrAbs [dBm]	Δ Limit [dB]
30.000 M	1.000 G	1.00 M	923.370000 M	-50.17	-37.17
1.000 G	1.700 G	1.00 M	1.693700 G	-48.86	-35.86
1.765 G	3.000 G	1.00 M	2.796225 G	-45.97	-32.97
3.000 G	9.000 G	1.00 M	3.504000 G	-41.10	-28.10
9.000 G	13.000 G	1.00 M	10.936000 G	-44.55	-31.55
13.000 G	18.000 G	1.00 M	17.375000 G	-42.07	-29.07

Date: 21.DEC.2013 14:17:06

16QAM (RB Size 1, RB Offset 0)

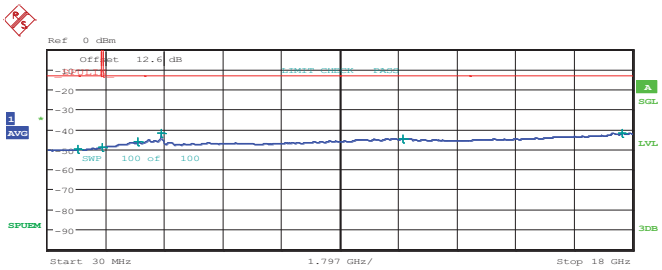

Start [Hz]	Stop [Hz]	RBW [Hz]	Freq [Hz]	PwrAbs [dBm]	Δ Limit [dB]
30.000 M	1.000 G	1.00 M	940.830000 M	-50.08	-37.08
1.000 G	1.700 G	1.00 M	1.689500 G	-49.00	-36.00
1.765 G	3.000 G	1.00 M	2.798695 G	-46.09	-33.09
3.000 G	9.000 G	1.00 M	3.504000 G	-42.17	-29.17
9.000 G	13.000 G	1.00 M	10.932000 G	-44.66	-31.66
13.000 G	18.000 G	1.00 M	17.670000 G	-42.05	-29.05

Date: 21.DEC.2013 14:18:00

Band :	LTE Band 4	Channel :	CH19965 (Low)
Band Width :	3MHz		

QPSK (RB Size 1, RB Offset 0)

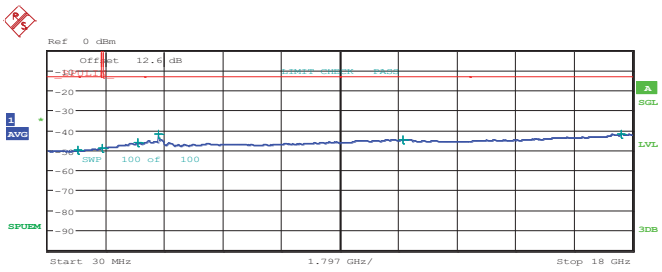

Start [Hz]	Stop [Hz]	RBW [Hz]	Freq [Hz]	PwrAbs [dBm]	Δ Limit [dB]
30.000 M	1.000 G	1.00 M	958.290000 M	-50.18	-37.18
1.000 G	1.700 G	1.00 M	1.699300 G	-48.94	-35.94
1.765 G	3.000 G	1.00 M	2.798695 G	-46.13	-33.13
3.000 G	9.000 G	1.00 M	3.420000 G	-42.20	-29.20
9.000 G	13.000 G	1.00 M	10.944000 G	-44.64	-31.64
13.000 G	18.000 G	1.00 M	17.655000 G	-42.01	-29.01

Date: 21.DEC.2013 14:22:12

16QAM (RB Size 1, RB Offset 0)

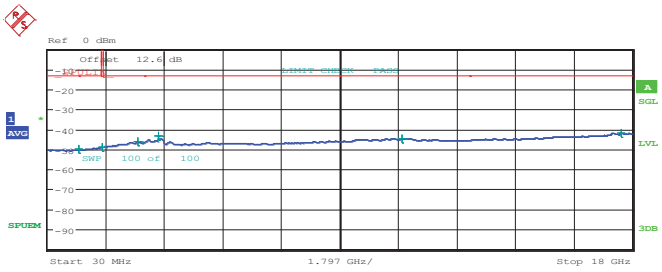

Start [Hz]	Stop [Hz]	RBW [Hz]	Freq [Hz]	PwrAbs [dBm]	Δ Limit [dB]
30.000 M	1.000 G	1.00 M	992.240000 M	-50.10	-37.10
1.000 G	1.700 G	1.00 M	1.694400 G	-48.87	-35.87
1.765 G	3.000 G	1.00 M	2.796225 G	-46.07	-33.07
3.000 G	9.000 G	1.00 M	3.420000 G	-43.31	-30.31
9.000 G	13.000 G	1.00 M	10.928000 G	-44.67	-31.67
13.000 G	18.000 G	1.00 M	17.660000 G	-42.08	-29.08

Date: 21.DEC.2013 14:23:04

Band :	LTE Band 4	Channel :	CH20175 (Middle)
Band Width :	3MHz		

QPSK (RB Size 1, RB Offset 0)

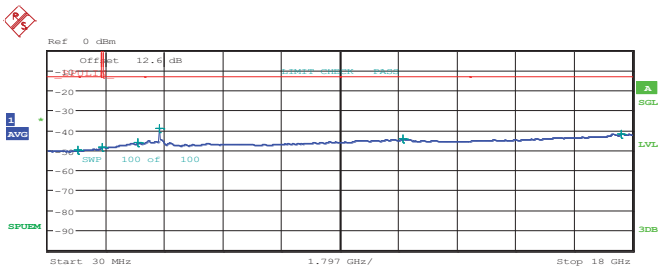

Start [Hz]	Stop [Hz]	RBW [Hz]	Freq [Hz]	PwrAbs [dBm]	Δ Limit [dB]
30.000 M	1.000 G	1.00 M	950.530000 M	-50.19	-37.19
1.000 G	1.700 G	1.00 M	1.686000 G	-48.79	-35.79
1.765 G	3.000 G	1.00 M	2.794990 G	-46.22	-33.22
3.000 G	9.000 G	1.00 M	3.462000 G	-39.16	-26.16
9.000 G	13.000 G	1.00 M	10.936000 G	-44.56	-31.56
13.000 G	18.000 G	1.00 M	17.665000 G	-42.01	-29.01

Date: 21.DEC.2013 14:25:01

16QAM (RB Size 1, RB Offset 0)

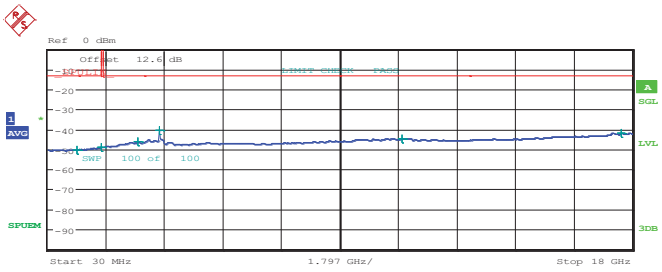

Start [Hz]	Stop [Hz]	RBW [Hz]	Freq [Hz]	PwrAbs [dBm]	Δ Limit [dB]
30.000 M	1.000 G	1.00 M	916.580000 M	-50.24	-37.24
1.000 G	1.700 G	1.00 M	1.673400 G	-48.97	-35.97
1.765 G	3.000 G	1.00 M	2.797460 G	-46.19	-33.19
3.000 G	9.000 G	1.00 M	3.462000 G	-40.67	-27.67
9.000 G	13.000 G	1.00 M	10.928000 G	-44.63	-31.63
13.000 G	18.000 G	1.00 M	17.660000 G	-42.03	-29.03

Date: 21.DEC.2013 14:25:53

Band :	LTE Band 4	Channel :	CH20385 (High)
Band Width :	3MHz		

QPSK (RB Size 1, RB Offset 0)

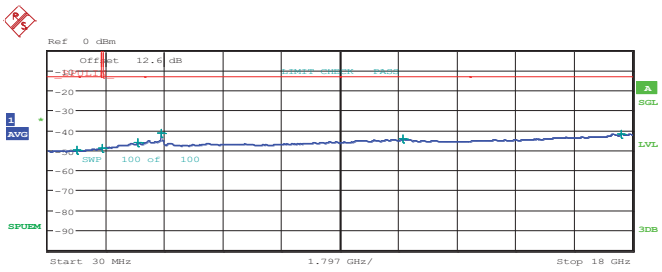

Start [Hz]	Stop [Hz]	RBW [Hz]	Freq [Hz]	PwrAbs [dBm]	Δ Limit [dB]
30.000 M	1.000 G	1.00 M	932.100000 M	-50.05	-37.05
1.000 G	1.700 G	1.00 M	1.686700 G	-48.88	-35.88
1.765 G	3.000 G	1.00 M	2.797460 G	-46.15	-33.15
3.000 G	9.000 G	1.00 M	3.504000 G	-41.66	-28.66
9.000 G	13.000 G	1.00 M	10.932000 G	-44.60	-31.60
13.000 G	18.000 G	1.00 M	17.655000 G	-41.99	-28.99

Date: 21.DEC.2013 14:29:05

16QAM (RB Size 1, RB Offset 0)

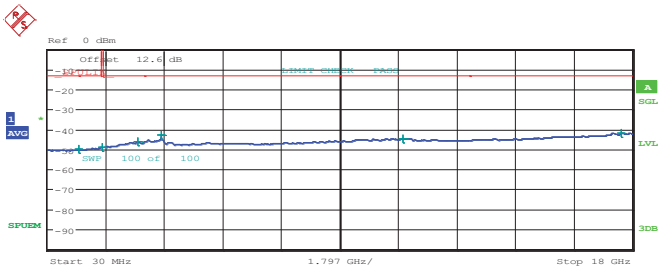

Start [Hz]	Stop [Hz]	RBW [Hz]	Freq [Hz]	PwrAbs [dBm]	Δ Limit [dB]
30.000 M	1.000 G	1.00 M	966.050000 M	-50.17	-37.17
1.000 G	1.700 G	1.00 M	1.690200 G	-48.84	-35.84
1.765 G	3.000 G	1.00 M	2.796225 G	-46.18	-33.18
3.000 G	9.000 G	1.00 M	3.504000 G	-43.01	-30.01
9.000 G	13.000 G	1.00 M	10.936000 G	-44.61	-31.61
13.000 G	18.000 G	1.00 M	17.655000 G	-42.08	-29.08

Date: 21.DEC.2013 14:29:58

Band :	LTE Band 4	Channel :	CH19975 (Low)
Band Width :	5MHz		

QPSK (RB Size 1, RB Offset 0)

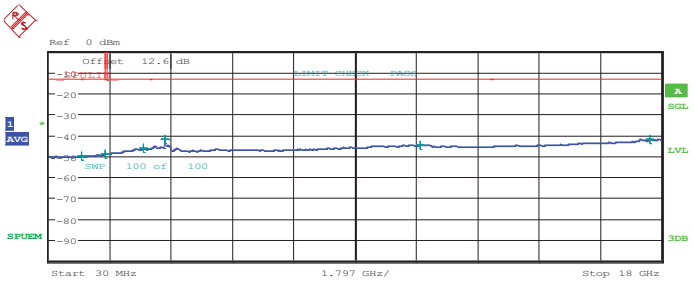

Start [Hz]	Stop [Hz]	RBW [Hz]	Freq [Hz]	PwrAbs [dBm]	Δ Limit [dB]
30.000 M	1.000 G	1.00 M	974.780000 M	-50.07	-37.07
1.000 G	1.700 G	1.00 M	1.663600 G	-48.96	-35.96
1.765 G	3.000 G	1.00 M	2.796225 G	-46.05	-33.05
3.000 G	9.000 G	1.00 M	3.420000 G	-42.21	-29.21
9.000 G	13.000 G	1.00 M	10.928000 G	-44.63	-31.63
13.000 G	18.000 G	1.00 M	17.655000 G	-42.05	-29.05

Date: 21.DEC.2013 14:33:34

16QAM (RB Size 1, RB Offset 0)

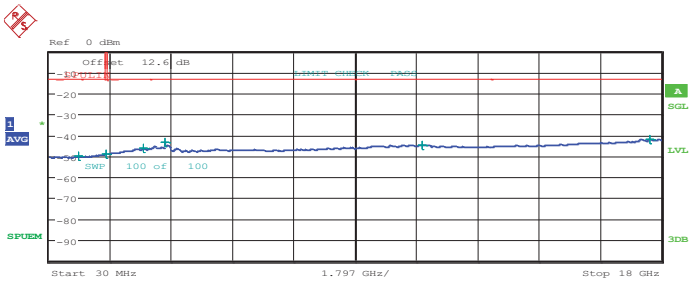

Start [Hz]	Stop [Hz]	RBW [Hz]	Freq [Hz]	PwrAbs [dBm]	Δ Limit [dB]
30.000 M	1.000 G	1.00 M	882.630000 M	-50.10	-37.10
1.000 G	1.700 G	1.00 M	1.699300 G	-48.85	-35.85
1.765 G	3.000 G	1.00 M	2.796225 G	-46.08	-33.08
3.000 G	9.000 G	1.00 M	3.420000 G	-43.36	-30.36
9.000 G	13.000 G	1.00 M	10.960000 G	-44.64	-31.64
13.000 G	18.000 G	1.00 M	17.660000 G	-42.03	-29.03

Date: 21.DEC.2013 14:34:26

Band :	LTE Band 4	Channel :	CH20175 (Middle)
Band Width :	5MHz		

QPSK (RB Size 1, RB Offset 0)

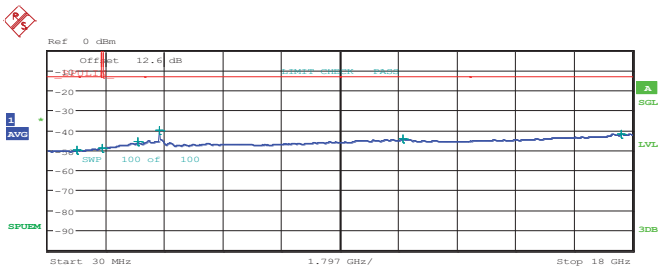

Start [Hz]	Stop [Hz]	RBW [Hz]	Freq [Hz]	PwrAbs [dBm]	Δ Limit [dB]
30.000 M	1.000 G	1.00 M	921.430000 M	-50.18	-37.18
1.000 G	1.700 G	1.00 M	1.688100 G	-48.89	-35.89
1.765 G	3.000 G	1.00 M	2.793755 G	-45.98	-32.98
3.000 G	9.000 G	1.00 M	3.456000 G	-40.36	-27.36
9.000 G	13.000 G	1.00 M	10.948000 G	-44.56	-31.56
13.000 G	18.000 G	1.00 M	17.660000 G	-42.08	-29.08

Date: 21.DEC.2013 14:36:20

16QAM (RB Size 1, RB Offset 0)

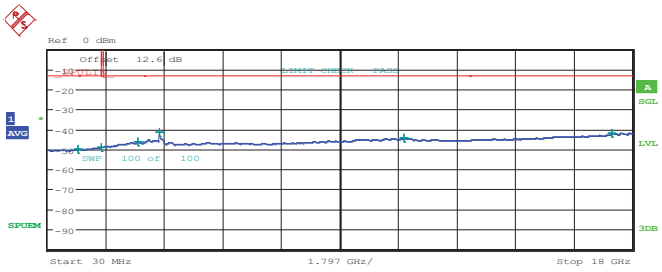

Start [Hz]	Stop [Hz]	RBW [Hz]	Freq [Hz]	PwrAbs [dBm]	Δ Limit [dB]
30.000 M	1.000 G	1.00 M	963.140000 M	-50.11	-37.11
1.000 G	1.700 G	1.00 M	1.668500 G	-48.91	-35.91
1.765 G	3.000 G	1.00 M	2.796225 G	-46.29	-33.29
3.000 G	9.000 G	1.00 M	3.456000 G	-41.62	-28.62
9.000 G	13.000 G	1.00 M	10.972000 G	-44.57	-31.57
13.000 G	18.000 G	1.00 M	17.380000 G	-42.05	-29.05

Date: 21.DEC.2013 14:37:12

Band :	LTE Band 4	Channel :	CH20375 (High)
Band Width :	5MHz		

QPSK (RB Size 1, RB Offset 0)

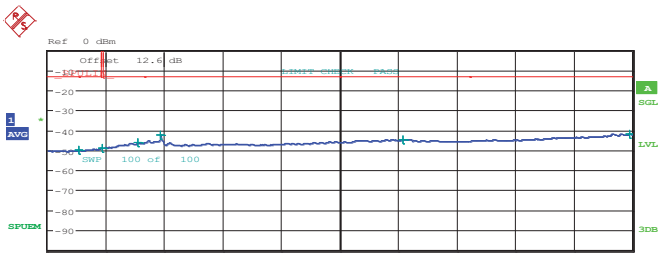

Start [Hz]	Stop [Hz]	RBW [Hz]	Freq [Hz]	PwrAbs [dBm]	Δ Limit [dB]
30.000 M	1.000 G	1.00 M	971.870000 M	-50.23	-37.23
1.000 G	1.700 G	1.00 M	1.690900 G	-49.03	-36.03
1.765 G	3.000 G	1.00 M	2.793755 G	-46.15	-33.15
3.000 G	9.000 G	1.00 M	3.498000 G	-42.67	-29.67
9.000 G	13.000 G	1.00 M	10.936000 G	-44.60	-31.60
13.000 G	18.000 G	1.00 M	17.910000 G	-42.03	-29.03

Date: 21.DEC.2013 14:40:35

16QAM (RB Size 1, RB Offset 0)

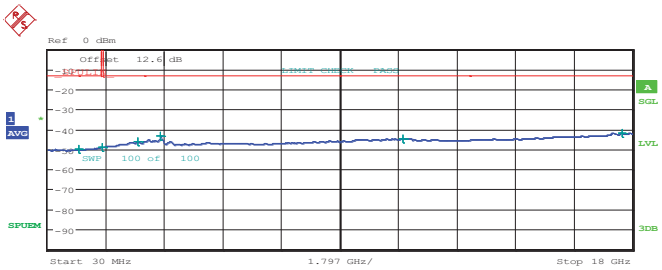

Start [Hz]	Stop [Hz]	RBW [Hz]	Freq [Hz]	PwrAbs [dBm]	Δ Limit [dB]
30.000 M	1.000 G	1.00 M	978.660000 M	-50.17	-37.17
1.000 G	1.700 G	1.00 M	1.696500 G	-48.96	-35.96
1.765 G	3.000 G	1.00 M	2.797460 G	-46.23	-33.23
3.000 G	9.000 G	1.00 M	3.498000 G	-43.51	-30.51
9.000 G	13.000 G	1.00 M	10.948000 G	-44.63	-31.63
13.000 G	18.000 G	1.00 M	17.670000 G	-42.06	-29.06

Date: 21.DEC.2013 14:41:36

Band :	LTE Band 4	Channel :	CH20000 (Low)
Band Width :	10MHz		

QPSK (RB Size 1, RB Offset 0)

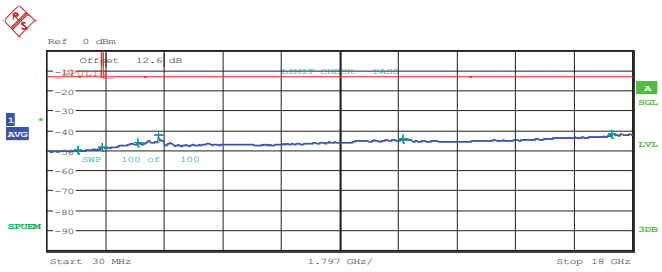

Start [Hz]	Stop [Hz]	RBW [Hz]	Freq [Hz]	PwrAbs [dBm]	Δ Limit [dB]
30.000 M	1.000 G	1.00 M	941.800000 M	-50.04	-37.04
1.000 G	1.700 G	1.00 M	1.694400 G	-48.68	-35.68
1.765 G	3.000 G	1.00 M	2.794990 G	-46.05	-33.05
3.000 G	9.000 G	1.00 M	3.420000 G	-42.32	-29.32
9.000 G	13.000 G	1.00 M	10.940000 G	-44.59	-31.59
13.000 G	18.000 G	1.00 M	17.375000 G	-41.99	-28.99

Date: 21.DEC.2013 14:46:14

16QAM (RB Size 1, RB Offset 0)

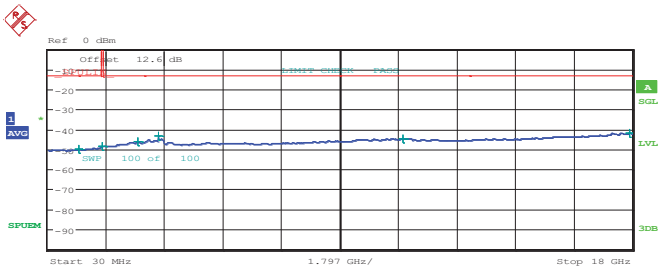

Start [Hz]	Stop [Hz]	RBW [Hz]	Freq [Hz]	PwrAbs [dBm]	Δ Limit [dB]
30.000 M	1.000 G	1.00 M	991.270000 M	-50.23	-37.23
1.000 G	1.700 G	1.00 M	1.693700 G	-48.68	-35.68
1.765 G	3.000 G	1.00 M	2.796225 G	-46.19	-33.19
3.000 G	9.000 G	1.00 M	3.420000 G	-43.20	-30.20
9.000 G	13.000 G	1.00 M	10.932000 G	-44.66	-31.66
13.000 G	18.000 G	1.00 M	17.905000 G	-42.09	-29.09

Date: 21.DEC.2013 14:47:08

Band :	LTE Band 4	Channel :	CH20175 (Middle)
Band Width :	10MHz		

QPSK (RB Size 1, RB Offset 0)

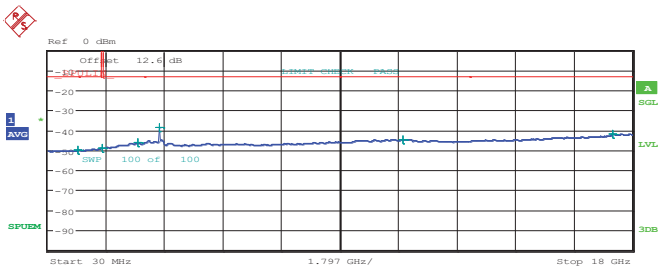

Start [Hz]	Stop [Hz]	RBW [Hz]	Freq [Hz]	PwrAbs [dBm]	Δ Limit [dB]
30.000 M	1.000 G	1.00 M	965.080000 M	-50.22	-37.22
1.000 G	1.700 G	1.00 M	1.697900 G	-48.97	-35.97
1.765 G	3.000 G	1.00 M	2.796225 G	-46.12	-33.12
3.000 G	9.000 G	1.00 M	3.456000 G	-38.75	-25.75
9.000 G	13.000 G	1.00 M	10.948000 G	-44.65	-31.65
13.000 G	18.000 G	1.00 M	17.395000 G	-42.02	-29.02

Date: 21.DEC.2013 14:48:53

16QAM (RB Size 1, RB Offset 0)

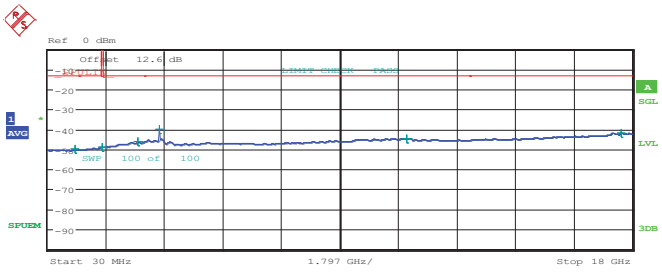

Start [Hz]	Stop [Hz]	RBW [Hz]	Freq [Hz]	PwrAbs [dBm]	Δ Limit [dB]
30.000 M	1.000 G	1.00 M	870.020000 M	-50.19	-37.19
1.000 G	1.700 G	1.00 M	1.691600 G	-48.97	-35.97
1.765 G	3.000 G	1.00 M	2.792520 G	-46.12	-33.12
3.000 G	9.000 G	1.00 M	3.456000 G	-40.32	-27.32
9.000 G	13.000 G	1.00 M	11.064000 G	-44.67	-31.67
13.000 G	18.000 G	1.00 M	17.655000 G	-42.05	-29.05

Date: 21.DEC.2013 14:49:51

Band :	LTE Band 4	Channel :	CH20350 (High)
Band Width :	10MHz		

QPSK (RB Size 1, RB Offset 0)

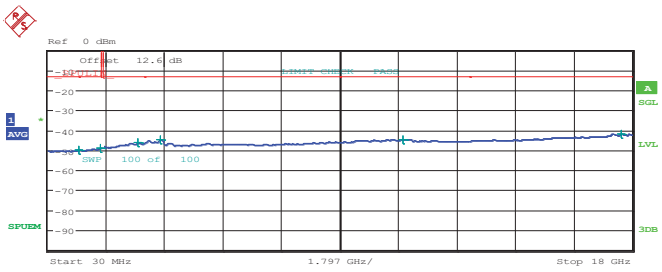

Start [Hz]	Stop [Hz]	RBW [Hz]	Freq [Hz]	PwrAbs [dBm]	Δ Limit [dB]
30.000 M	1.000 G	1.00 M	975.750000 M	-50.19	-37.19
1.000 G	1.700 G	1.00 M	1.655200 G	-48.96	-35.96
1.765 G	3.000 G	1.00 M	2.798695 G	-46.07	-33.07
3.000 G	9.000 G	1.00 M	3.492000 G	-44.71	-31.71
9.000 G	13.000 G	1.00 M	10.936000 G	-44.62	-31.62
13.000 G	18.000 G	1.00 M	17.650000 G	-42.01	-29.01

Date: 21.DEC.2013 14:53:22

16QAM (RB Size 1, RB Offset 0)

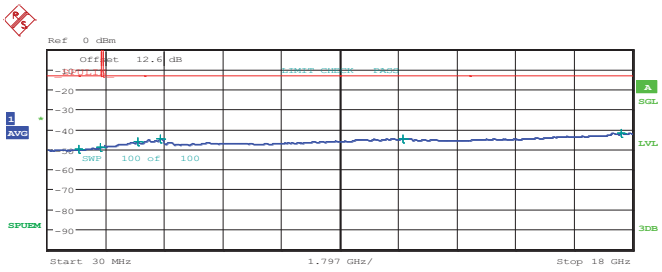

Start [Hz]	Stop [Hz]	RBW [Hz]	Freq [Hz]	PwrAbs [dBm]	Δ Limit [dB]
30.000 M	1.000 G	1.00 M	977.690000 M	-50.12	-37.12
1.000 G	1.700 G	1.00 M	1.647500 G	-48.96	-35.96
1.765 G	3.000 G	1.00 M	2.798695 G	-46.05	-33.05
3.000 G	9.000 G	1.00 M	3.492000 G	-44.88	-31.88
9.000 G	13.000 G	1.00 M	10.936000 G	-44.64	-31.64
13.000 G	18.000 G	1.00 M	17.665000 G	-42.01	-29.01

Date: 21.DEC.2013 14:54:15

Band :	LTE Band 4	Channel :	CH20025 (Low)
Band Width :	15MHz		

QPSK (RB Size 1, RB Offset 0)

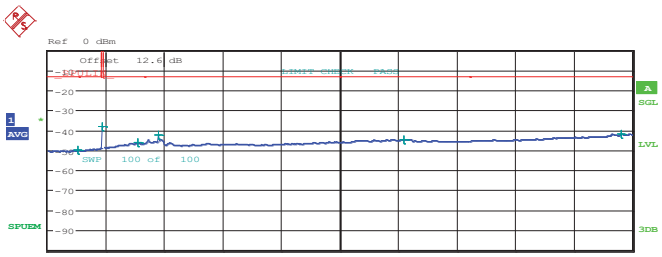

Start [Hz]	Stop [Hz]	RBW [Hz]	Freq [Hz]	PwrAbs [dBm]	Δ Limit [dB]
30.000 M	1.000 G	1.00 M	947.620000 M	-50.07	-37.07
1.000 G	1.700 G	1.00 M	1.698600 G	-38.13	-25.13
1.765 G	3.000 G	1.00 M	2.796225 G	-46.11	-33.11
3.000 G	9.000 G	1.00 M	3.420000 G	-42.34	-29.34
9.000 G	13.000 G	1.00 M	10.968000 G	-44.67	-31.67
13.000 G	18.000 G	1.00 M	17.650000 G	-42.05	-29.05

Date: 21.DEC.2013 14:58:09

16QAM (RB Size 1, RB Offset 0)

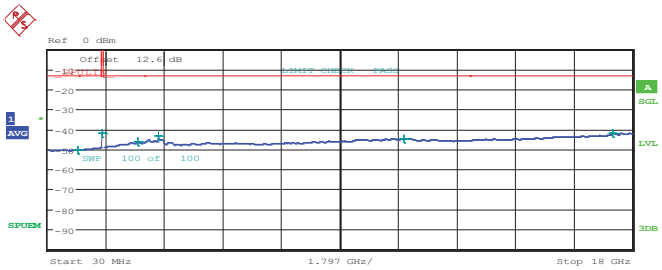

Start [Hz]	Stop [Hz]	RBW [Hz]	Freq [Hz]	PwrAbs [dBm]	Δ Limit [dB]
30.000 M	1.000 G	1.00 M	954.410000 M	-50.27	-37.27
1.000 G	1.700 G	1.00 M	1.697900 G	-41.98	-28.98
1.765 G	3.000 G	1.00 M	2.796225 G	-46.18	-33.18
3.000 G	9.000 G	1.00 M	3.420000 G	-43.54	-30.54
9.000 G	13.000 G	1.00 M	10.960000 G	-44.62	-31.62
13.000 G	18.000 G	1.00 M	17.385000 G	-42.02	-29.02

Date: 21.DEC.2013 14:59:03

Band :	LTE Band 4	Channel :	CH20175 (Middle)
Band Width :	15MHz		

QPSK (RB Size 1, RB Offset 0)

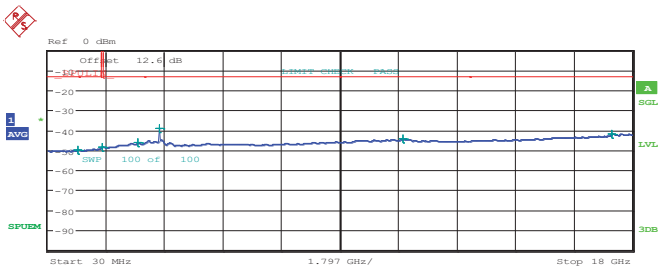

Start [Hz]	Stop [Hz]	RBW [Hz]	Freq [Hz]	PwrAbs [dBm]	Δ Limit [dB]
30.000 M	1.000 G	1.00 M	960.230000 M	-50.10	-37.10
1.000 G	1.700 G	1.00 M	1.699300 G	-48.47	-35.47
1.765 G	3.000 G	1.00 M	2.793755 G	-46.04	-33.04
3.000 G	9.000 G	1.00 M	3.450000 G	-39.19	-26.19
9.000 G	13.000 G	1.00 M	10.936000 G	-44.58	-31.58
13.000 G	18.000 G	1.00 M	17.380000 G	-42.05	-29.05

Date: 21.DEC.2013 15:01:00

16QAM (RB Size 1, RB Offset 0)

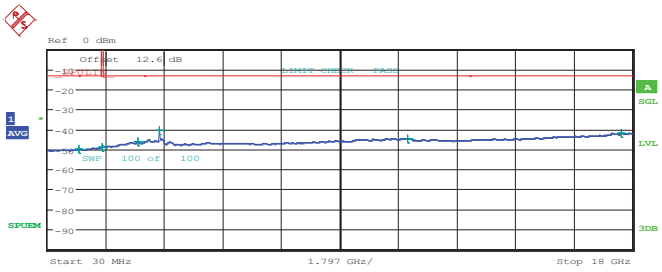

Start [Hz]	Stop [Hz]	RBW [Hz]	Freq [Hz]	PwrAbs [dBm]	Δ Limit [dB]
30.000 M	1.000 G	1.00 M	971.870000 M	-50.20	-37.20
1.000 G	1.700 G	1.00 M	1.699300 G	-48.84	-35.84
1.765 G	3.000 G	1.00 M	2.794990 G	-46.24	-33.24
3.000 G	9.000 G	1.00 M	3.450000 G	-40.46	-27.46
9.000 G	13.000 G	1.00 M	11.088000 G	-44.61	-31.61
13.000 G	18.000 G	1.00 M	17.650000 G	-42.07	-29.07

Date: 21.DEC.2013 15:05:08

Band :	LTE Band 4	Channel :	CH20325 (High)
Band Width :	15MHz		

QPSK (RB Size 1, RB Offset 0)

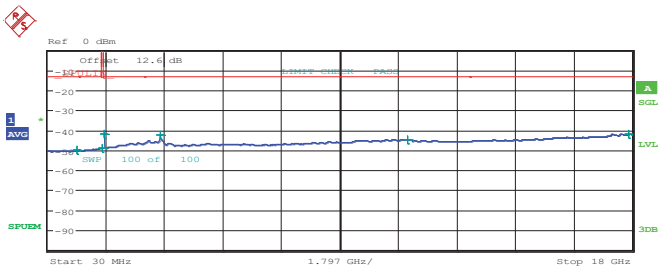

Start [Hz]	Stop [Hz]	RBW [Hz]	Freq [Hz]	PwrAbs [dBm]	Δ Limit [dB]
30.000 M	1.000 G	1.00 M	933.070000 M	-50.08	-37.08
1.000 G	1.700 G	1.00 M	1.698600 G	-48.94	-35.94
1.765 G	3.000 G	1.00 M	1.767470 G	-42.04	-29.04
3.000 G	9.000 G	1.00 M	3.480000 G	-42.62	-29.62
9.000 G	13.000 G	1.00 M	11.088000 G	-44.65	-31.65
13.000 G	18.000 G	1.00 M	17.890000 G	-42.06	-29.06

Date: 21.DEC.2013 15:12:15

16QAM (RB Size 1, RB Offset 0)

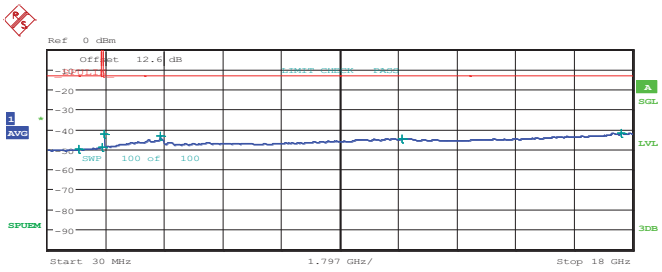

Start [Hz]	Stop [Hz]	RBW [Hz]	Freq [Hz]	PwrAbs [dBm]	Δ Limit [dB]
30.000 M	1.000 G	1.00 M	974.780000 M	-50.06	-37.06
1.000 G	1.700 G	1.00 M	1.695800 G	-48.85	-35.85
1.765 G	3.000 G	1.00 M	1.767470 G	-42.37	-29.37
3.000 G	9.000 G	1.00 M	3.480000 G	-43.20	-30.20
9.000 G	13.000 G	1.00 M	10.912000 G	-44.61	-31.61
13.000 G	18.000 G	1.00 M	17.655000 G	-42.04	-29.04

Date: 21.DEC.2013 15:11:11

Band :	LTE Band 4	Channel :	CH20050 (Low)
Band Width :	20MHz		

QPSK (RB Size 1, RB Offset 0)

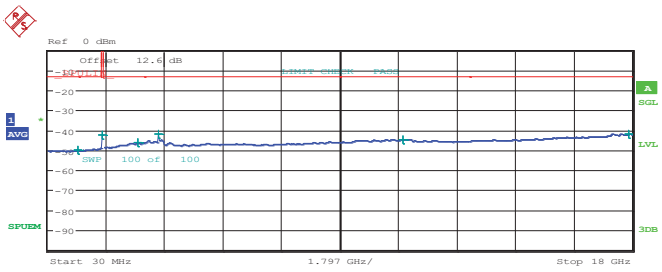

Start [Hz]	Stop [Hz]	RBW [Hz]	Freq [Hz]	PwrAbs [dBm]	Δ Limit [dB]
30.000 M	1.000 G	1.00 M	963.140000 M	-50.13	-37.13
1.000 G	1.700 G	1.00 M	1.693700 G	-42.54	-29.54
1.765 G	3.000 G	1.00 M	2.798695 G	-46.22	-33.22
3.000 G	9.000 G	1.00 M	3.420000 G	-42.19	-29.19
9.000 G	13.000 G	1.00 M	10.944000 G	-44.61	-31.61
13.000 G	18.000 G	1.00 M	17.890000 G	-42.08	-29.08

Date: 21.DEC.2013 15:18:24

16QAM (RB Size 1, RB Offset 0)

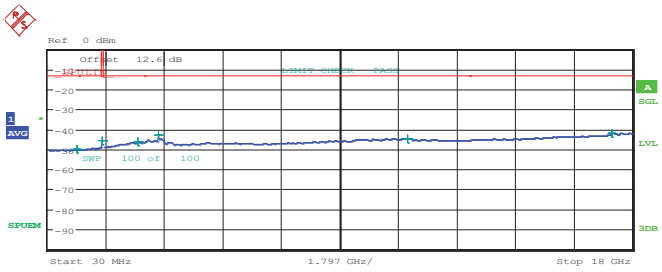

Start [Hz]	Stop [Hz]	RBW [Hz]	Freq [Hz]	PwrAbs [dBm]	Δ Limit [dB]
30.000 M	1.000 G	1.00 M	926.280000 M	-50.16	-37.16
1.000 G	1.700 G	1.00 M	1.693700 G	-45.54	-32.54
1.765 G	3.000 G	1.00 M	2.796225 G	-46.12	-33.12
3.000 G	9.000 G	1.00 M	3.420000 G	-43.08	-30.08
9.000 G	13.000 G	1.00 M	11.084000 G	-44.64	-31.64
13.000 G	18.000 G	1.00 M	17.375000 G	-42.07	-29.07

Date: 21.DEC.2013 15:19:17

Band :	LTE Band 4	Channel :	CH20175 (Middle)
Band Width :	20MHz		

QPSK (RB Size 1, RB Offset 0)

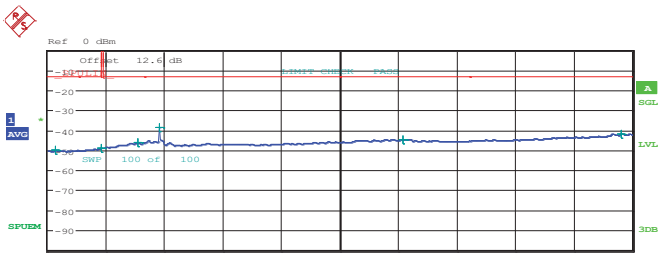

Start [Hz]	Stop [Hz]	RBW [Hz]	Freq [Hz]	PwrAbs [dBm]	Δ Limit [dB]
30.000 M	1.000 G	1.00 M	263.770000 M	-50.18	-37.18
1.000 G	1.700 G	1.00 M	1.666400 G	-48.87	-35.87
1.765 G	3.000 G	1.00 M	2.793755 G	-46.11	-33.11
3.000 G	9.000 G	1.00 M	3.444000 G	-38.65	-25.65
9.000 G	13.000 G	1.00 M	10.956000 G	-44.61	-31.61
13.000 G	18.000 G	1.00 M	17.650000 G	-42.07	-29.07

Date: 21.DEC.2013 15:21:26

16QAM (RB Size 1, RB Offset 0)

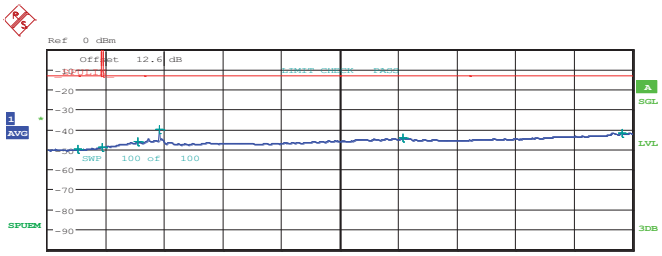

Start [Hz]	Stop [Hz]	RBW [Hz]	Freq [Hz]	PwrAbs [dBm]	Δ Limit [dB]
30.000 M	1.000 G	1.00 M	963.140000 M	-50.11	-37.11
1.000 G	1.700 G	1.00 M	1.696500 G	-49.01	-36.01
1.765 G	3.000 G	1.00 M	2.796225 G	-46.12	-33.12
3.000 G	9.000 G	1.00 M	3.444000 G	-39.93	-26.93
9.000 G	13.000 G	1.00 M	10.936000 G	-44.58	-31.58
13.000 G	18.000 G	1.00 M	17.680000 G	-42.03	-29.03

Date: 21.DEC.2013 15:22:23

Band :	LTE Band 4	Channel :	CH20300 (High)
Band Width :	20MHz		

QPSK (RB Size 1, RB Offset 0)

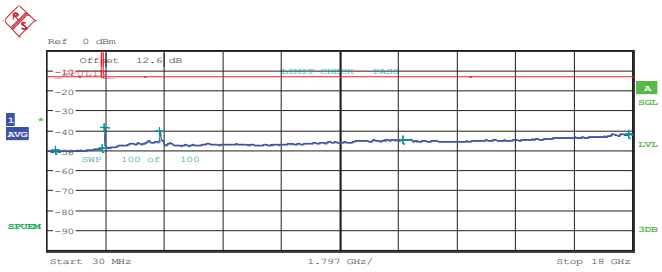

Start [Hz]	Stop [Hz]	RBW [Hz]	Freq [Hz]	PwrAbs [dBm]	Δ Limit [dB]
30.000 M	1.000 G	1.00 M	256.010000 M	-50.02	-37.02
1.000 G	1.700 G	1.00 M	1.698600 G	-48.88	-35.88
1.765 G	3.000 G	1.00 M	1.771175 G	-38.94	-25.94
3.000 G	9.000 G	1.00 M	3.468000 G	-40.62	-27.62
9.000 G	13.000 G	1.00 M	10.956000 G	-44.61	-31.61
13.000 G	18.000 G	1.00 M	17.895000 G	-42.07	-29.07

Date: 21.DEC.2013 15:25:52

16QAM (RB Size 1, RB Offset 0)

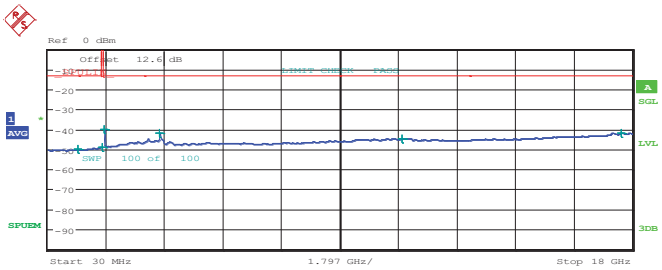

Start [Hz]	Stop [Hz]	RBW [Hz]	Freq [Hz]	PwrAbs [dBm]	Δ Limit [dB]
30.000 M	1.000 G	1.00 M	956.350000 M	-50.17	-37.17
1.000 G	1.700 G	1.00 M	1.690200 G	-48.92	-35.92
1.765 G	3.000 G	1.00 M	1.771175 G	-40.01	-27.01
3.000 G	9.000 G	1.00 M	3.468000 G	-41.90	-28.90
9.000 G	13.000 G	1.00 M	10.904000 G	-44.63	-31.63
13.000 G	18.000 G	1.00 M	17.650000 G	-42.03	-29.03

Date: 21.DEC.2013 15:28:49

Note: *The total loss is 12.6 dB of the RF cable and attenuator of LTE Band 4, and has been compensated to the spectrum analyzer offset.*

Band :	LTE Band 7	Channel :	CH20775 (Low)
Band Width :	5MHz		

QPSK (RB Size 1, RB Offset 0)

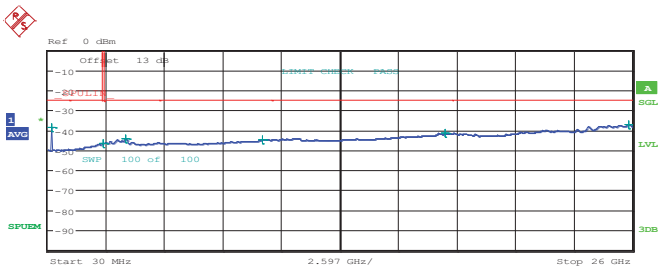

Start [Hz]	Stop [Hz]	RBW [Hz]	Freq [Hz]	PwrAbs [dBm]	Δ Limit [dB]
30.000 M	1.000 G	1.00 M	186.170000 M	-38.95	-13.95
1.000 G	2.490 G	1.00 M	2.488510 G	-46.82	-21.82
2.580 G	5.000 G	1.00 M	3.502020 G	-44.59	-19.59
5.000 G	10.000 G	1.00 M	9.565000 G	-44.82	-19.82
10.000 G	18.000 G	1.00 M	17.672000 G	-41.65	-16.65
18.000 G	26.000 G	1.00 M	25.840000 G	-37.16	-12.16

Date: 21.DEC.2013 13:19:06

16QAM (RB Size 1, RB Offset 0)

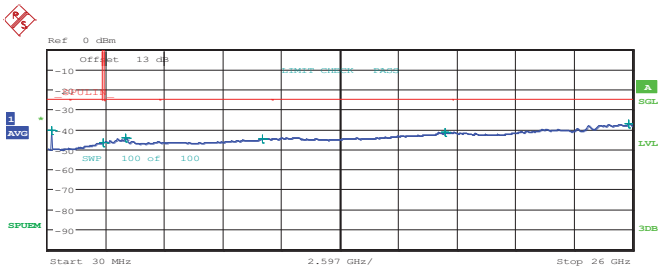

Start [Hz]	Stop [Hz]	RBW [Hz]	Freq [Hz]	PwrAbs [dBm]	Δ Limit [dB]
30.000 M	1.000 G	1.00 M	186.170000 M	-40.76	-15.76
1.000 G	2.490 G	1.00 M	2.469140 G	-46.76	-21.76
2.580 G	5.000 G	1.00 M	3.504440 G	-44.53	-19.53
5.000 G	10.000 G	1.00 M	9.555000 G	-44.81	-19.81
10.000 G	18.000 G	1.00 M	17.680000 G	-41.66	-16.66
18.000 G	26.000 G	1.00 M	25.832000 G	-37.14	-12.14

Date: 21.DEC.2013 13:20:09

Band :	LTE Band 7	Channel :	CH21100 (Middle)
Band Width :	5MHz		

QPSK (RB Size 1, RB Offset 0)

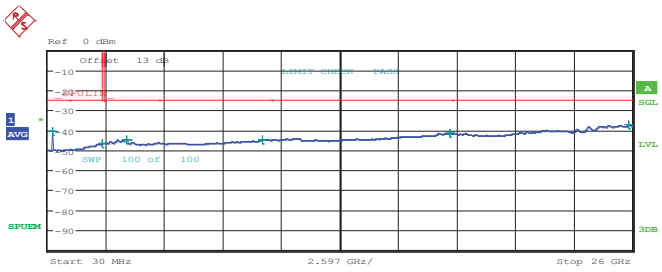

Start [Hz]	Stop [Hz]	RBW [Hz]	Freq [Hz]	PwrAbs [dBm]	Δ Limit [dB]
30.000 M	1.000 G	1.00 M	219.150000 M	-40.49	-15.49
1.000 G	2.490 G	1.00 M	2.451260 G	-46.91	-21.91
2.580 G	5.000 G	1.00 M	3.514120 G	-44.62	-19.62
5.000 G	10.000 G	1.00 M	9.550000 G	-44.75	-19.75
10.000 G	18.000 G	1.00 M	17.896000 G	-41.68	-16.68
18.000 G	26.000 G	1.00 M	25.824000 G	-37.19	-12.19

Date: 21.DEC.2013 13:21:10

16QAM (RB Size 1, RB Offset 0)

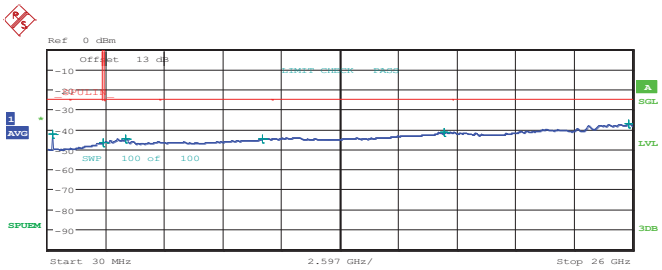

Start [Hz]	Stop [Hz]	RBW [Hz]	Freq [Hz]	PwrAbs [dBm]	Δ Limit [dB]
30.000 M	1.000 G	1.00 M	219.150000 M	-42.60	-17.60
1.000 G	2.490 G	1.00 M	2.481060 G	-46.87	-21.87
2.580 G	5.000 G	1.00 M	3.494760 G	-44.62	-19.62
5.000 G	10.000 G	1.00 M	9.545000 G	-44.76	-19.76
10.000 G	18.000 G	1.00 M	17.648000 G	-41.66	-16.66
18.000 G	26.000 G	1.00 M	25.848000 G	-37.16	-12.16

Date: 21.DEC.2013 13:22:11

Band :	LTE Band 7	Channel :	CH21425 (High)
Band Width :	5MHz		

QPSK (RB Size 1, RB Offset 0)

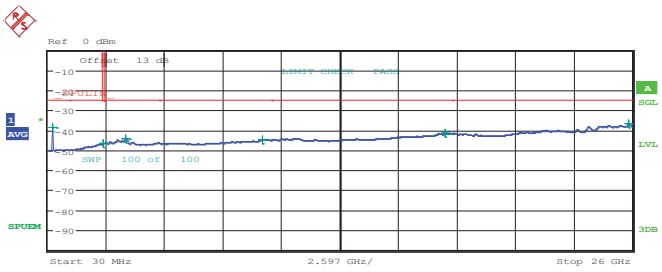

Start [Hz]	Stop [Hz]	RBW [Hz]	Freq [Hz]	PwrAbs [dBm]	Δ Limit [dB]
30.000 M	1.000 G	1.00 M	251.160000 M	-38.91	-13.91
1.000 G	2.490 G	1.00 M	2.469140 G	-46.85	-21.85
2.580 G	5.000 G	1.00 M	3.502020 G	-44.59	-19.59
5.000 G	10.000 G	1.00 M	9.565000 G	-44.73	-19.73
10.000 G	18.000 G	1.00 M	17.656000 G	-41.66	-16.66
18.000 G	26.000 G	1.00 M	25.832000 G	-37.08	-12.08

Date: 21.DEC.2013 13:23:14

16QAM (RB Size 1, RB Offset 0)

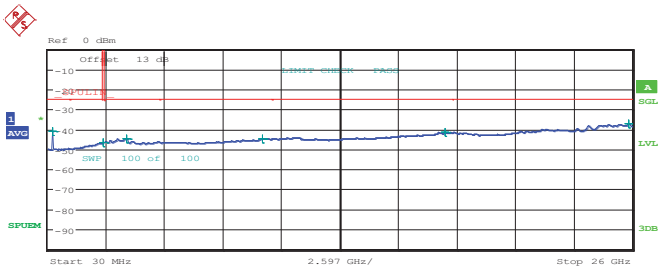

Start [Hz]	Stop [Hz]	RBW [Hz]	Freq [Hz]	PwrAbs [dBm]	Δ Limit [dB]
30.000 M	1.000 G	1.00 M	251.160000 M	-40.98	-15.98
1.000 G	2.490 G	1.00 M	2.488510 G	-46.70	-21.70
2.580 G	5.000 G	1.00 M	3.506860 G	-44.61	-19.61
5.000 G	10.000 G	1.00 M	9.545000 G	-44.77	-19.77
10.000 G	18.000 G	1.00 M	17.664000 G	-41.61	-16.61
18.000 G	26.000 G	1.00 M	25.832000 G	-37.14	-12.14

Date: 21.DEC.2013 13:24:14

Band :	LTE Band 7	Channel :	CH20800 (Low)
Band Width :	10MHz		

QPSK (RB Size 1, RB Offset 0)

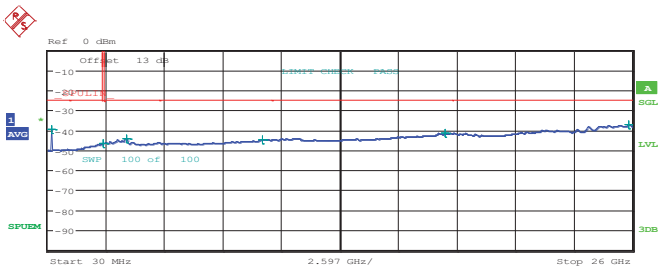

Start [Hz]	Stop [Hz]	RBW [Hz]	Freq [Hz]	PwrAbs [dBm]	Δ Limit [dB]
30.000 M	1.000 G	1.00 M	186.170000 M	-39.79	-14.79
1.000 G	2.490 G	1.00 M	2.481060 G	-46.78	-21.78
2.580 G	5.000 G	1.00 M	3.511700 G	-44.54	-19.54
5.000 G	10.000 G	1.00 M	9.550000 G	-44.74	-19.74
10.000 G	18.000 G	1.00 M	17.664000 G	-41.65	-16.65
18.000 G	26.000 G	1.00 M	25.840000 G	-37.15	-12.15

Date: 21.DEC.2013 13:25:19

16QAM (RB Size 1, RB Offset 0)

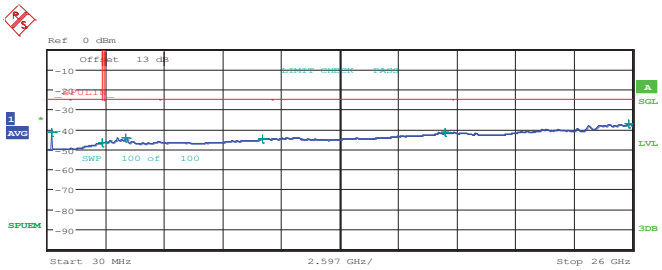

Start [Hz]	Stop [Hz]	RBW [Hz]	Freq [Hz]	PwrAbs [dBm]	Δ Limit [dB]
30.000 M	1.000 G	1.00 M	186.170000 M	-41.41	-16.41
1.000 G	2.490 G	1.00 M	2.443810 G	-46.70	-21.70
2.580 G	5.000 G	1.00 M	3.499600 G	-44.53	-19.53
5.000 G	10.000 G	1.00 M	9.565000 G	-44.80	-19.80
10.000 G	18.000 G	1.00 M	17.680000 G	-41.66	-16.66
18.000 G	26.000 G	1.00 M	25.840000 G	-37.12	-12.12

Date: 21.DEC.2013 13:26:20

Band :	LTE Band 7	Channel :	CH21100 (Middle)
Band Width :	10MHz		

QPSK (RB Size 1, RB Offset 0)

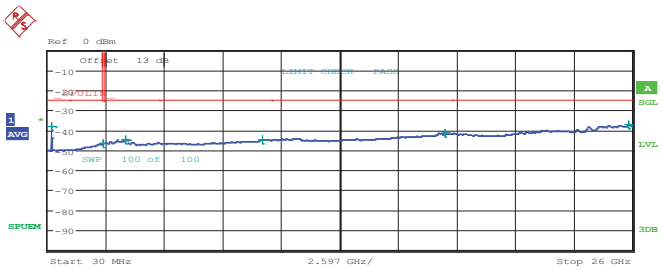

Start [Hz]	Stop [Hz]	RBW [Hz]	Freq [Hz]	PwrAbs [dBm]	Δ Limit [dB]
30.000 M	1.000 G	1.00 M	216.240000 M	-38.50	-13.50
1.000 G	2.490 G	1.00 M	2.488510 G	-46.93	-21.93
2.580 G	5.000 G	1.00 M	3.494760 G	-44.64	-19.64
5.000 G	10.000 G	1.00 M	9.550000 G	-44.69	-19.69
10.000 G	18.000 G	1.00 M	17.672000 G	-41.68	-16.68
18.000 G	26.000 G	1.00 M	25.824000 G	-37.15	-12.15

Date: 21.DEC.2013 13:27:25

16QAM (RB Size 1, RB Offset 0)

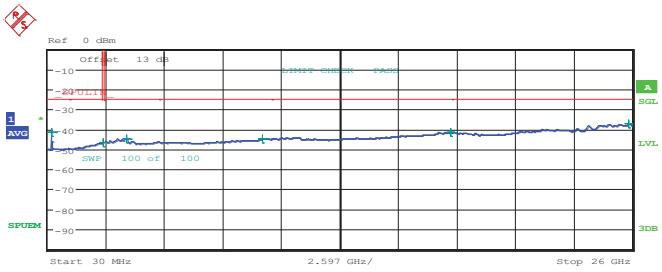

Start [Hz]	Stop [Hz]	RBW [Hz]	Freq [Hz]	PwrAbs [dBm]	Δ Limit [dB]
30.000 M	1.000 G	1.00 M	216.240000 M	-41.64	-16.64
1.000 G	2.490 G	1.00 M	2.487020 G	-46.72	-21.72
2.580 G	5.000 G	1.00 M	3.506860 G	-44.62	-19.62
5.000 G	10.000 G	1.00 M	9.550000 G	-44.77	-19.77
10.000 G	18.000 G	1.00 M	17.912000 G	-41.69	-16.69
18.000 G	26.000 G	1.00 M	25.840000 G	-37.15	-12.15

Date: 21.DEC.2013 13:28:56

Band :	LTE Band 7	Channel :	CH21400 (High)
Band Width :	10MHz		

QPSK (RB Size 1, RB Offset 0)

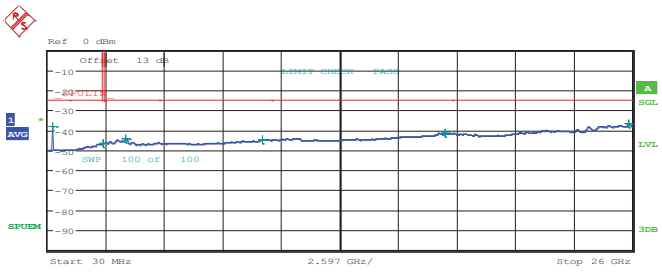

Start [Hz]	Stop [Hz]	RBW [Hz]	Freq [Hz]	PwrAbs [dBm]	Δ Limit [dB]
30.000 M	1.000 G	1.00 M	246.310000 M	-38.46	-13.46
1.000 G	2.490 G	1.00 M	2.472120 G	-46.86	-21.86
2.580 G	5.000 G	1.00 M	3.494760 G	-44.56	-19.56
5.000 G	10.000 G	1.00 M	9.570000 G	-44.69	-19.69
10.000 G	18.000 G	1.00 M	17.664000 G	-41.67	-16.67
18.000 G	26.000 G	1.00 M	25.832000 G	-37.07	-12.07

Date: 21.DEC.2013 13:30:16

16QAM (RB Size 1, RB Offset 0)

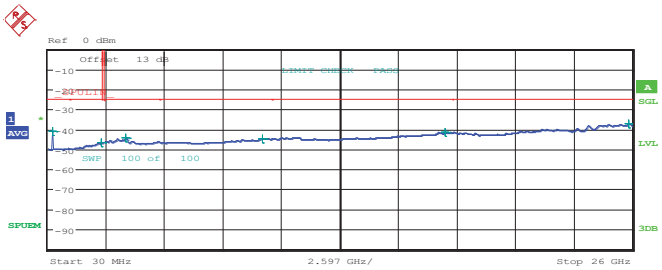

Start [Hz]	Stop [Hz]	RBW [Hz]	Freq [Hz]	PwrAbs [dBm]	Δ Limit [dB]
30.000 M	1.000 G	1.00 M	246.310000 M	-41.15	-16.15
1.000 G	2.490 G	1.00 M	2.416990 G	-46.81	-21.81
2.580 G	5.000 G	1.00 M	3.504440 G	-44.58	-19.58
5.000 G	10.000 G	1.00 M	9.540000 G	-44.81	-19.81
10.000 G	18.000 G	1.00 M	17.672000 G	-41.68	-16.68
18.000 G	26.000 G	1.00 M	25.832000 G	-37.16	-12.16

Date: 21.DEC.2013 13:31:38

Band :	LTE Band 7	Channel :	CH20825 (Low)
Band Width :	15MHz		

QPSK (RB Size 1, RB Offset 0)

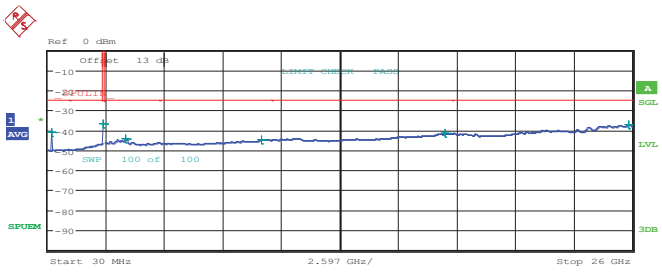

Start [Hz]	Stop [Hz]	RBW [Hz]	Freq [Hz]	PwrAbs [dBm]	Δ Limit [dB]
30.000 M	1.000 G	1.00 M	187.140000 M	-41.29	-16.29
1.000 G	2.490 G	1.00 M	2.488510 G	-36.97	-11.97
2.580 G	5.000 G	1.00 M	3.504440 G	-44.57	-19.57
5.000 G	10.000 G	1.00 M	9.535000 G	-44.74	-19.74
10.000 G	18.000 G	1.00 M	17.656000 G	-41.67	-16.67
18.000 G	26.000 G	1.00 M	25.840000 G	-37.17	-12.17

Date: 21.DEC.2013 13:32:49

16QAM (RB Size 1, RB Offset 0)

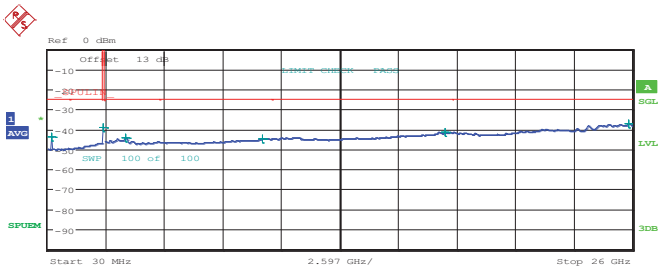

Start [Hz]	Stop [Hz]	RBW [Hz]	Freq [Hz]	PwrAbs [dBm]	Δ Limit [dB]
30.000 M	1.000 G	1.00 M	187.140000 M	-43.90	-18.90
1.000 G	2.490 G	1.00 M	2.488510 G	-39.29	-14.29
2.580 G	5.000 G	1.00 M	3.492340 G	-44.57	-19.57
5.000 G	10.000 G	1.00 M	9.555000 G	-44.69	-19.69
10.000 G	18.000 G	1.00 M	17.656000 G	-41.68	-16.68
18.000 G	26.000 G	1.00 M	25.832000 G	-37.11	-12.11

Date: 21.DEC.2013 13:33:57

Band :	LTE Band 7	Channel :	CH21100 (Middle)
Band Width :	15MHz		

QPSK (RB Size 1, RB Offset 0)

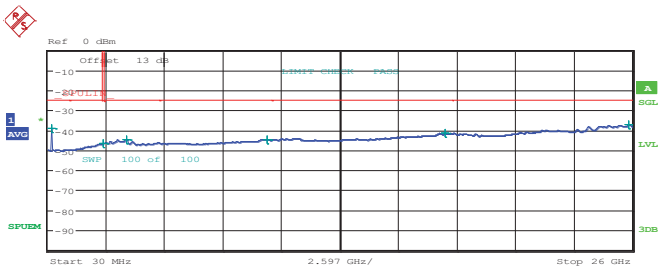

Start [Hz]	Stop [Hz]	RBW [Hz]	Freq [Hz]	PwrAbs [dBm]	Δ Limit [dB]
30.000 M	1.000 G	1.00 M	214.300000 M	-39.41	-14.41
1.000 G	2.490 G	1.00 M	2.482550 G	-46.81	-21.81
2.580 G	5.000 G	1.00 M	3.509280 G	-44.60	-19.60
5.000 G	10.000 G	1.00 M	9.755000 G	-44.74	-19.74
10.000 G	18.000 G	1.00 M	17.656000 G	-41.64	-16.64
18.000 G	26.000 G	1.00 M	25.832000 G	-37.10	-12.10

Date: 21.DEC.2013 13:35:04

16QAM (RB Size 1, RB Offset 0)

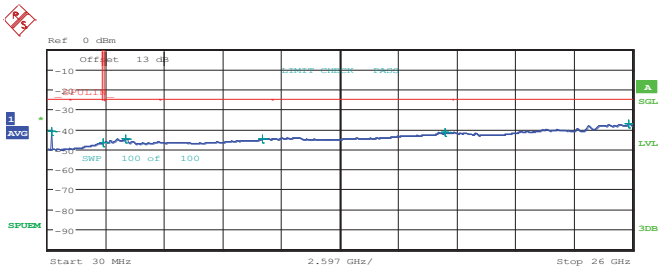

Start [Hz]	Stop [Hz]	RBW [Hz]	Freq [Hz]	PwrAbs [dBm]	Δ Limit [dB]
30.000 M	1.000 G	1.00 M	214.300000 M	-40.89	-15.89
1.000 G	2.490 G	1.00 M	2.488510 G	-46.73	-21.73
2.580 G	5.000 G	1.00 M	3.494760 G	-44.62	-19.62
5.000 G	10.000 G	1.00 M	9.570000 G	-44.70	-19.70
10.000 G	18.000 G	1.00 M	17.672000 G	-41.65	-16.65
18.000 G	26.000 G	1.00 M	25.832000 G	-37.11	-12.11

Date: 21.DEC.2013 13:36:06

Band :	LTE Band 7	Channel :	CH21375 (High)
Band Width :	15MHz		

QPSK (RB Size 1, RB Offset 0)

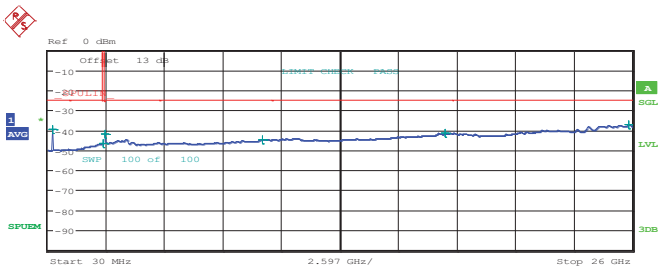

Start [Hz]	Stop [Hz]	RBW [Hz]	Freq [Hz]	PwrAbs [dBm]	Δ Limit [dB]
30.000 M	1.000 G	1.00 M	241.460000 M	-39.44	-14.44
1.000 G	2.490 G	1.00 M	2.476590 G	-46.83	-21.83
2.580 G	5.000 G	1.00 M	2.582420 G	-42.03	-17.03
5.000 G	10.000 G	1.00 M	9.565000 G	-44.74	-19.74
10.000 G	18.000 G	1.00 M	17.664000 G	-41.66	-16.66
18.000 G	26.000 G	1.00 M	25.840000 G	-37.13	-12.13

Date: 21.DEC.2013 13:54:06

16QAM (RB Size 1, RB Offset 0)

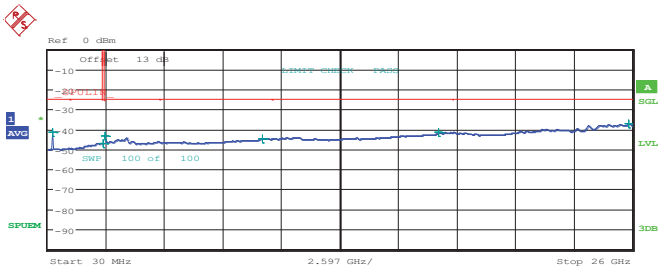

Start [Hz]	Stop [Hz]	RBW [Hz]	Freq [Hz]	PwrAbs [dBm]	Δ Limit [dB]
30.000 M	1.000 G	1.00 M	241.460000 M	-41.60	-16.60
1.000 G	2.490 G	1.00 M	2.484040 G	-46.96	-21.96
2.580 G	5.000 G	1.00 M	2.582420 G	-43.27	-18.27
5.000 G	10.000 G	1.00 M	9.550000 G	-44.67	-19.67
10.000 G	18.000 G	1.00 M	17.384000 G	-41.67	-16.67
18.000 G	26.000 G	1.00 M	25.832000 G	-37.17	-12.17

Date: 21.DEC.2013 13:55:27

Band :	LTE Band 7	Channel :	CH20850 (Low)
Band Width :	20MHz		

QPSK (RB Size 1, RB Offset 0)

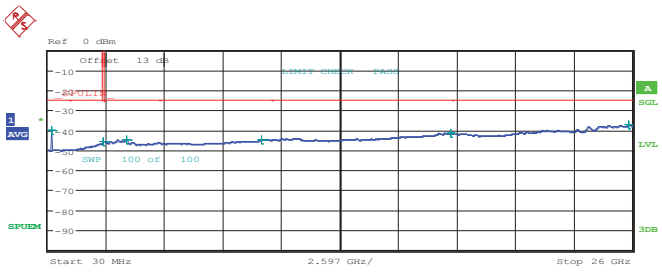

Start [Hz]	Stop [Hz]	RBW [Hz]	Freq [Hz]	PwrAbs [dBm]	Δ Limit [dB]
30.000 M	1.000 G	1.00 M	187.140000 M	-39.92	-14.92
1.000 G	2.490 G	1.00 M	2.484040 G	-45.64	-20.64
2.580 G	5.000 G	1.00 M	3.533480 G	-44.61	-19.61
5.000 G	10.000 G	1.00 M	9.530000 G	-44.72	-19.72
10.000 G	18.000 G	1.00 M	17.912000 G	-41.65	-16.65
18.000 G	26.000 G	1.00 M	25.848000 G	-37.15	-12.15

Date: 21.DEC.2013 13:56:57

16QAM (RB Size 1, RB Offset 0)

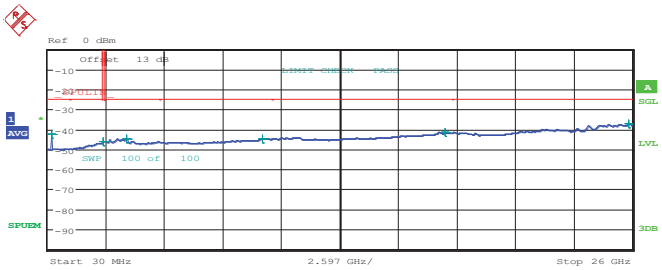

Start [Hz]	Stop [Hz]	RBW [Hz]	Freq [Hz]	PwrAbs [dBm]	Δ Limit [dB]
30.000 M	1.000 G	1.00 M	187.140000 M	-42.27	-17.27
1.000 G	2.490 G	1.00 M	2.484040 G	-46.20	-21.20
2.580 G	5.000 G	1.00 M	3.506860 G	-44.64	-19.64
5.000 G	10.000 G	1.00 M	9.555000 G	-44.76	-19.76
10.000 G	18.000 G	1.00 M	17.672000 G	-41.65	-16.65
18.000 G	26.000 G	1.00 M	25.848000 G	-37.17	-12.17

Date: 21.DEC.2013 13:58:31

Band :	LTE Band 7	Channel :	CH21100 (Middle)
Band Width :	20MHz		

QPSK (RB Size 1, RB Offset 0)

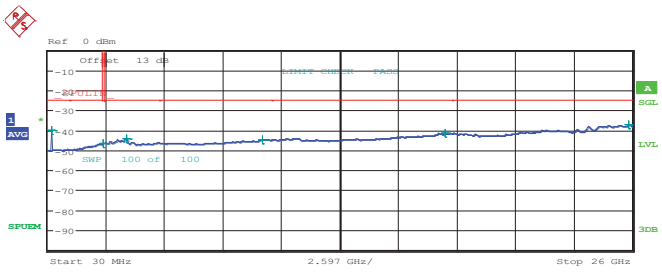

Start [Hz]	Stop [Hz]	RBW [Hz]	Freq [Hz]	PwrAbs [dBm]	Δ Limit [dB]
30.000 M	1.000 G	1.00 M	212.360000 M	-40.26	-15.26
1.000 G	2.490 G	1.00 M	2.482550 G	-46.90	-21.90
2.580 G	5.000 G	1.00 M	3.516540 G	-44.51	-19.51
5.000 G	10.000 G	1.00 M	9.560000 G	-44.72	-19.72
10.000 G	18.000 G	1.00 M	17.680000 G	-41.62	-16.62
18.000 G	26.000 G	1.00 M	25.840000 G	-37.15	-12.15

Date: 21.DEC.2013 14:09:18

16QAM (RB Size 1, RB Offset 0)

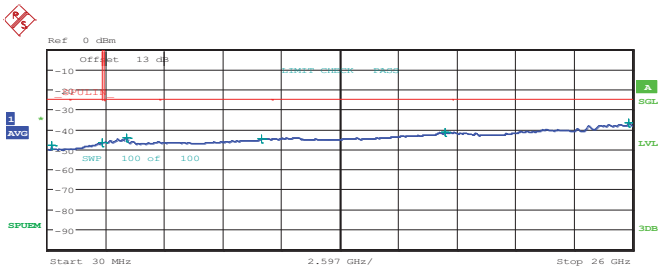

Start [Hz]	Stop [Hz]	RBW [Hz]	Freq [Hz]	PwrAbs [dBm]	Δ Limit [dB]
30.000 M	1.000 G	1.00 M	212.360000 M	-47.96	-22.96
1.000 G	2.490 G	1.00 M	2.425930 G	-46.67	-21.67
2.580 G	5.000 G	1.00 M	3.509280 G	-44.56	-19.56
5.000 G	10.000 G	1.00 M	9.535000 G	-44.81	-19.81
10.000 G	18.000 G	1.00 M	17.664000 G	-41.63	-16.63
18.000 G	26.000 G	1.00 M	25.832000 G	-37.05	-12.05

Date: 21.DEC.2013 14:05:38

Band :	LTE Band 7	Channel :	CH21350 (High)
Band Width :	20MHz		

QPSK (RB Size 1, RB Offset 0)

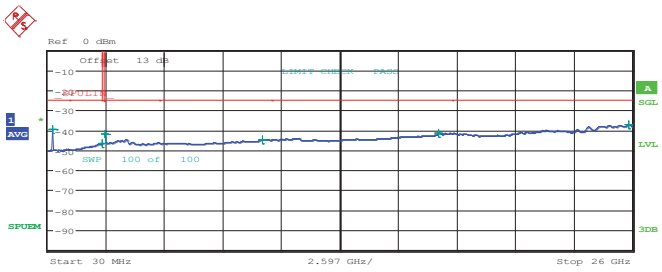

Start [Hz]	Stop [Hz]	RBW [Hz]	Freq [Hz]	PwrAbs [dBm]	Δ Limit [dB]
30.000 M	1.000 G	1.00 M	236.610000 M	-39.75	-14.75
1.000 G	2.490 G	1.00 M	2.451260 G	-46.85	-21.85
2.580 G	5.000 G	1.00 M	2.584840 G	-41.93	-16.93
5.000 G	10.000 G	1.00 M	9.570000 G	-44.73	-19.73
10.000 G	18.000 G	1.00 M	17.384000 G	-41.68	-16.68
18.000 G	26.000 G	1.00 M	25.832000 G	-37.12	-12.12

Date: 21.DEC.2013 14:06:59

16QAM (RB Size 1, RB Offset 0)

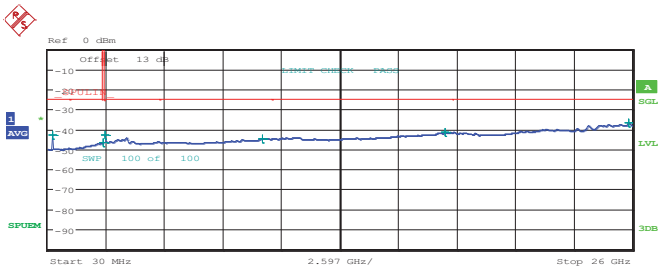

Start [Hz]	Stop [Hz]	RBW [Hz]	Freq [Hz]	PwrAbs [dBm]	Δ Limit [dB]
30.000 M	1.000 G	1.00 M	236.610000 M	-43.11	-18.11
1.000 G	2.490 G	1.00 M	2.487020 G	-46.88	-21.88
2.580 G	5.000 G	1.00 M	2.584840 G	-42.80	-17.80
5.000 G	10.000 G	1.00 M	9.565000 G	-44.76	-19.76
10.000 G	18.000 G	1.00 M	17.664000 G	-41.65	-16.65
18.000 G	26.000 G	1.00 M	25.840000 G	-37.04	-12.04

Date: 21.DEC.2013 14:08:02

Note: *The total loss is 13 dB of the RF cable and attenuator of LTE Band 7, and has been compensated to the spectrum analyzer offset.*

Band :	LTE Band 17	Channel :	CH23755 (Low)
Band Width :	5MHz		

QPSK (RB Size 1, RB Offset 0)

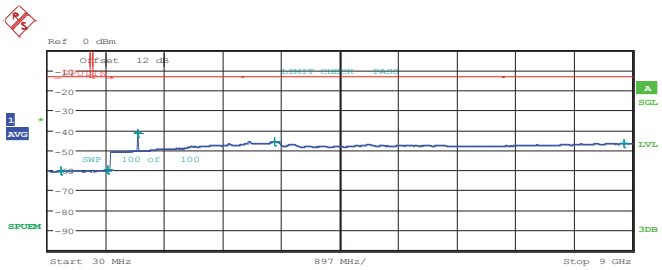

Start [Hz]	Stop [Hz]	RBW [Hz]	Freq [Hz]	PwrAbs [dBm]	Δ Limit [dB]
30.000 M	690.000 M	100.00 k	237.900000 M	-60.21	-47.21
725.000 M	1.000 G	100.00 k	948.850000 M	-60.08	-47.08
1.000 G	3.000 G	1.00 M	1.408000 G	-41.74	-28.74
3.000 G	7.000 G	1.00 M	3.504000 G	-45.56	-32.56
7.000 G	9.000 G	1.00 M	8.874000 G	-46.52	-33.52

Date: 21.DEC.2013 15:36:43

16QAM (RB Size 1, RB Offset 0)

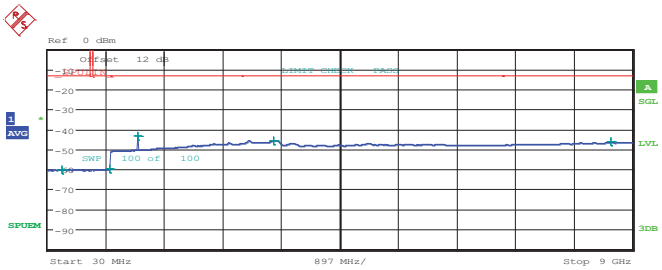

Start [Hz]	Stop [Hz]	RBW [Hz]	Freq [Hz]	PwrAbs [dBm]	Δ Limit [dB]
30.000 M	690.000 M	100.00 k	241.200000 M	-60.24	-47.24
725.000 M	1.000 G	100.00 k	984.600000 M	-60.05	-47.05
1.000 G	3.000 G	1.00 M	1.408000 G	-43.60	-30.60
3.000 G	7.000 G	1.00 M	3.492000 G	-45.69	-32.69
7.000 G	9.000 G	1.00 M	8.670000 G	-46.46	-33.46

Date: 21.DEC.2013 15:37:38

Band :	LTE Band 17	Channel :	CH23790 (Middle)
Band Width :	5MHz		

QPSK (RB Size 1, RB Offset 0)

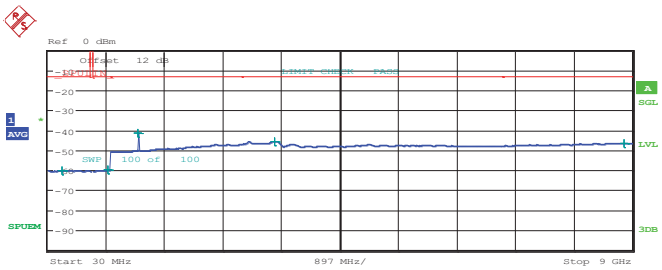

Start [Hz]	Stop [Hz]	RBW [Hz]	Freq [Hz]	PwrAbs [dBm]	Δ Limit [dB]
30.000 M	690.000 M	100.00 k	238.560000 M	-60.24	-47.24
725.000 M	1.000 G	100.00 k	949.950000 M	-60.00	-47.00
1.000 G	3.000 G	1.00 M	1.416000 G	-41.69	-28.69
3.000 G	7.000 G	1.00 M	3.508000 G	-45.59	-32.59
7.000 G	9.000 G	1.00 M	8.874000 G	-46.49	-33.49

Date: 21.DEC.2013 15:40:41

16QAM (RB Size 1, RB Offset 0)

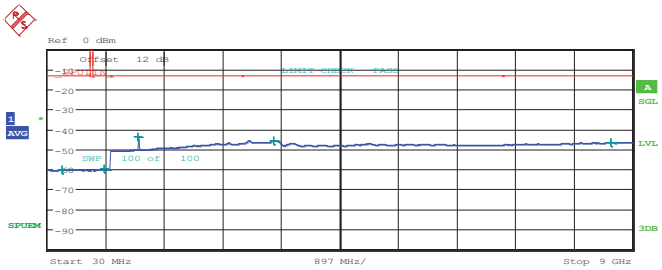

Start [Hz]	Stop [Hz]	RBW [Hz]	Freq [Hz]	PwrAbs [dBm]	Δ Limit [dB]
30.000 M	690.000 M	100.00 k	242.520000 M	-60.18	-47.18
725.000 M	1.000 G	100.00 k	897.425000 M	-60.04	-47.04
1.000 G	3.000 G	1.00 M	1.416000 G	-43.72	-30.72
3.000 G	7.000 G	1.00 M	3.496000 G	-45.62	-32.62
7.000 G	9.000 G	1.00 M	8.674000 G	-46.49	-33.49

Date: 21.DEC.2013 15:41:32

Band :	LTE Band 17	Channel :	CH23825 (High)
Band Width :	5MHz		

QPSK (RB Size 1, RB Offset 0)

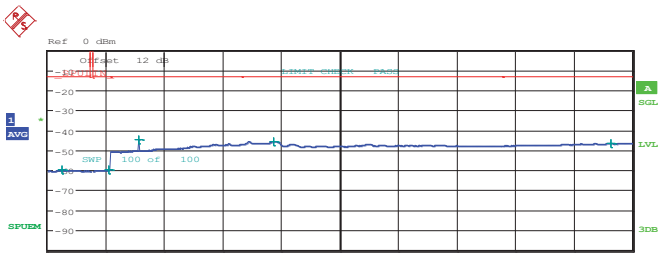

Start [Hz]	Stop [Hz]	RBW [Hz]	Freq [Hz]	PwrAbs [dBm]	Δ Limit [dB]
30.000 M	690.000 M	100.00 k	241.200000 M	-60.09	-47.09
725.000 M	1.000 G	100.00 k	965.625000 M	-60.07	-47.07
1.000 G	3.000 G	1.00 M	1.422000 G	-45.05	-32.05
3.000 G	7.000 G	1.00 M	3.492000 G	-45.60	-32.60
7.000 G	9.000 G	1.00 M	8.670000 G	-46.52	-33.52

Date: 21.DEC.2013 15:45:08

16QAM (RB Size 1, RB Offset 0)

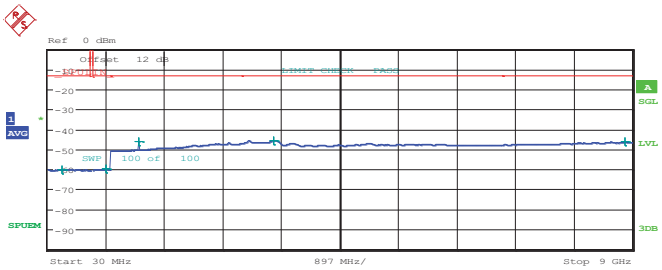

Start [Hz]	Stop [Hz]	RBW [Hz]	Freq [Hz]	PwrAbs [dBm]	Δ Limit [dB]
30.000 M	690.000 M	100.00 k	249.120000 M	-60.13	-47.13
725.000 M	1.000 G	100.00 k	925.200000 M	-60.01	-47.01
1.000 G	3.000 G	1.00 M	1.422000 G	-46.33	-33.33
3.000 G	7.000 G	1.00 M	3.500000 G	-45.56	-32.56
7.000 G	9.000 G	1.00 M	8.882000 G	-46.43	-33.43

Date: 21.DEC.2013 15:46:02

Band :	LTE Band 17	Channel :	CH23780 (Low)
Band Width :	10MHz		

QPSK (RB Size 1, RB Offset 0)

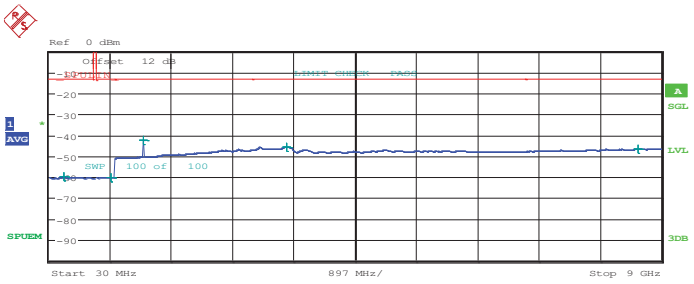

Start [Hz]	Stop [Hz]	RBW [Hz]	Freq [Hz]	PwrAbs [dBm]	Δ Limit [dB]
30.000 M	690.000 M	100.00 k	241.860000 M	-60.08	-47.08
725.000 M	1.000 G	100.00 k	933.725000 M	-60.12	-47.12
1.000 G	3.000 G	1.00 M	1.410000 G	-42.53	-29.53
3.000 G	7.000 G	1.00 M	3.508000 G	-45.58	-32.58
7.000 G	9.000 G	1.00 M	8.660000 G	-46.49	-33.49

Date: 21.DEC.2013 15:50:42

16QAM (RB Size 1, RB Offset 0)

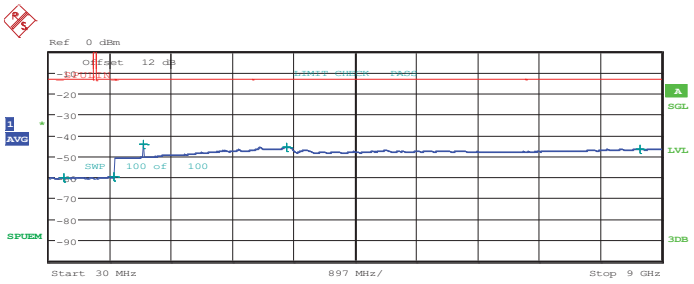

Start [Hz]	Stop [Hz]	RBW [Hz]	Freq [Hz]	PwrAbs [dBm]	Δ Limit [dB]
30.000 M	690.000 M	100.00 k	245.160000 M	-60.24	-47.24
725.000 M	1.000 G	100.00 k	978.825000 M	-59.99	-46.99
1.000 G	3.000 G	1.00 M	1.410000 G	-44.26	-31.26
3.000 G	7.000 G	1.00 M	3.508000 G	-45.64	-32.64
7.000 G	9.000 G	1.00 M	8.678000 G	-46.50	-33.50

Date: 21.DEC.2013 15:51:30

Band :	LTE Band 17	Channel :	CH23790 (Middle)
Band Width :	10MHz		

QPSK (RB Size 1, RB Offset 0)

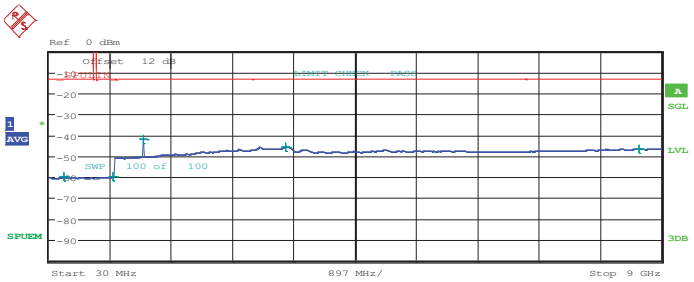

Start [Hz]	Stop [Hz]	RBW [Hz]	Freq [Hz]	PwrAbs [dBm]	Δ Limit [dB]
30.000 M	690.000 M	100.00 k	247.800000 M	-60.08	-47.08
725.000 M	1.000 G	100.00 k	961.225000 M	-60.00	-47.00
1.000 G	3.000 G	1.00 M	1.412000 G	-41.97	-28.97
3.000 G	7.000 G	1.00 M	3.500000 G	-45.60	-32.60
7.000 G	9.000 G	1.00 M	8.666000 G	-46.53	-33.53

Date: 21.DEC.2013 15:56:52

16QAM (RB Size 1, RB Offset 0)

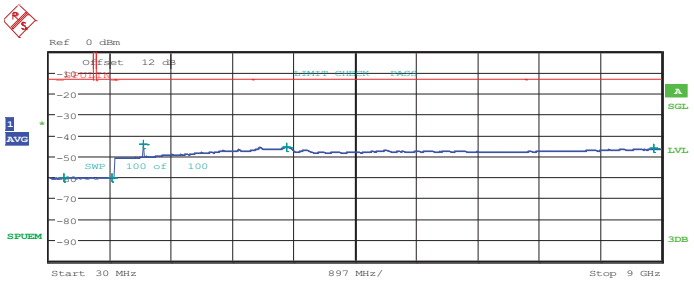

Start [Hz]	Stop [Hz]	RBW [Hz]	Freq [Hz]	PwrAbs [dBm]	Δ Limit [dB]
30.000 M	690.000 M	100.00 k	248.460000 M	-60.14	-47.14
725.000 M	1.000 G	100.00 k	944.725000 M	-60.10	-47.10
1.000 G	3.000 G	1.00 M	1.412000 G	-44.16	-31.16
3.000 G	7.000 G	1.00 M	3.504000 G	-45.66	-32.66
7.000 G	9.000 G	1.00 M	8.880000 G	-46.37	-33.37

Date: 21.DEC.2013 15:59:11

Band :	LTE Band 17	Channel :	CH23800 (High)
Band Width :	10MHz		

QPSK (RB Size 1, RB Offset 0)

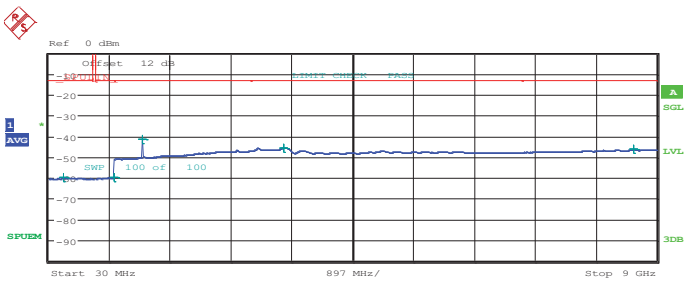

Start [Hz]	Stop [Hz]	RBW [Hz]	Freq [Hz]	PwrAbs [dBm]	Δ Limit [dB]
30.000 M	690.000 M	100.00 k	244.500000 M	-60.08	-47.08
725.000 M	1.000 G	100.00 k	994.225000 M	-59.98	-46.98
1.000 G	3.000 G	1.00 M	1.414000 G	-41.42	-28.42
3.000 G	7.000 G	1.00 M	3.500000 G	-45.59	-32.59
7.000 G	9.000 G	1.00 M	8.652000 G	-46.40	-33.40

Date: 21.DEC.2013 16:05:59

16QAM (RB Size 1, RB Offset 0)

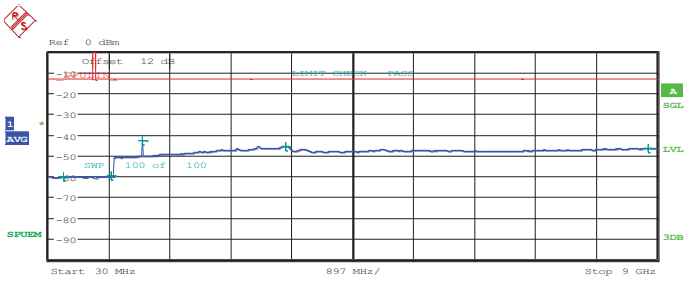

Start [Hz]	Stop [Hz]	RBW [Hz]	Freq [Hz]	PwrAbs [dBm]	Δ Limit [dB]
30.000 M	690.000 M	100.00 k	249.120000 M	-60.18	-47.18
725.000 M	1.000 G	100.00 k	947.750000 M	-60.07	-47.07
1.000 G	3.000 G	1.00 M	1.414000 G	-42.96	-29.96
3.000 G	7.000 G	1.00 M	3.516000 G	-45.59	-32.59
7.000 G	9.000 G	1.00 M	8.870000 G	-46.53	-33.53

Date: 21.DEC.2013 16:06:58

Note: *The total loss is 12 dB of the RF cable and attenuator of LTE Band 17, and has been compensated to the spectrum analyzer offset.*

3.7 Radiated Spurious Emission Measurement

3.7.1 Description of Radiated Spurious Emission

The radiated spurious emission was measured by substitution method according to ANSI / TIA / EIA-603-C-2004. The power of any emission outside of the authorized operating frequency ranges must be attenuated below the transmitter power (P) by a factor of at least 43 + 10 log (P) dB. The spectrum is scanned from 30 MHz up to a frequency including its 10th harmonic.

3.7.2 Measuring Instruments

The measuring equipment is listed in the section 4 of this test report.

3.7.3 Test Procedures

1. The EUT was placed on a rotatable wooden table with 0.8 meter above ground.
2. The EUT was set 3 meters from the receiving antenna, which was mounted on the antenna tower.
3. The table was rotated 360 degrees to determine the position of the highest spurious emission.
4. The height of the receiving antenna is varied between one meter and four meters to search the maximum spurious emission for both horizontal and vertical polarizations.
5. Make the measurement with the spectrum analyzer's RBW = 1MHz, VBW = 3MHz, taking the record of maximum spurious emission.
6. A horn antenna was substituted in place of the EUT and was driven by a signal generator.
7. Tune the output power of signal generator to the same emission level with EUT maximum spurious emission.
8. Taking the record of output power at antenna port.
9. Repeat step 7 to step 8 for another polarization.
10. The RF fundamental frequency should be excluded against the limit line in the operating frequency band.
    The limit line is derived from 43 + 10log(P)dB below the transmitter power P(Watts)
    = P(W)- [43 + 10log(P)] (dB)
    = [30 + 10log(P)] (dBm) - [43 + 10log(P)] (dB)
    = -13dBm.
11. EIRP (dBm) = S.G. Power – Tx Cable Loss + Tx Antenna Gain
12. ERP (dBm) = EIRP - 2.15

3.7.4 Test Setup

For radiated emissions from 30MHz to 1GHz

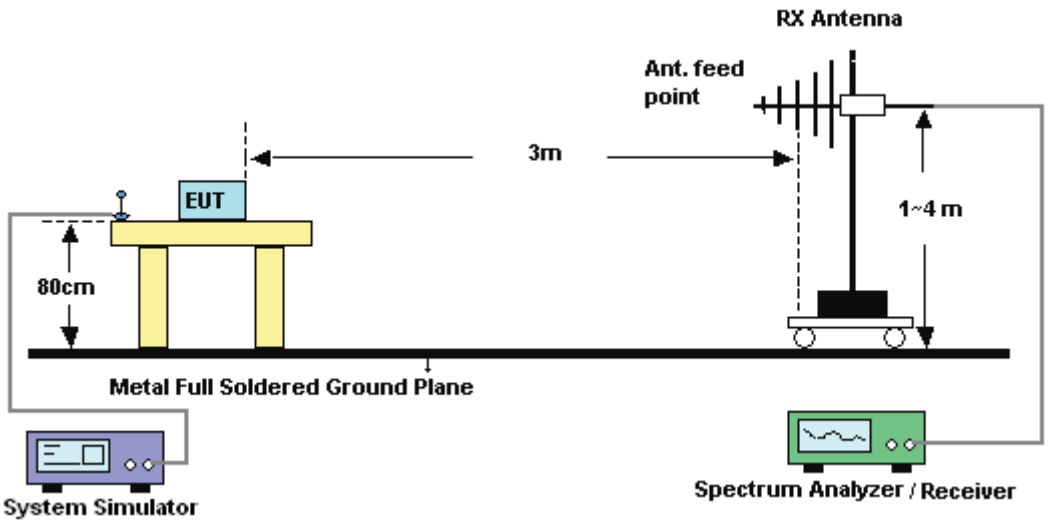

For radiated emissions above 1GHz

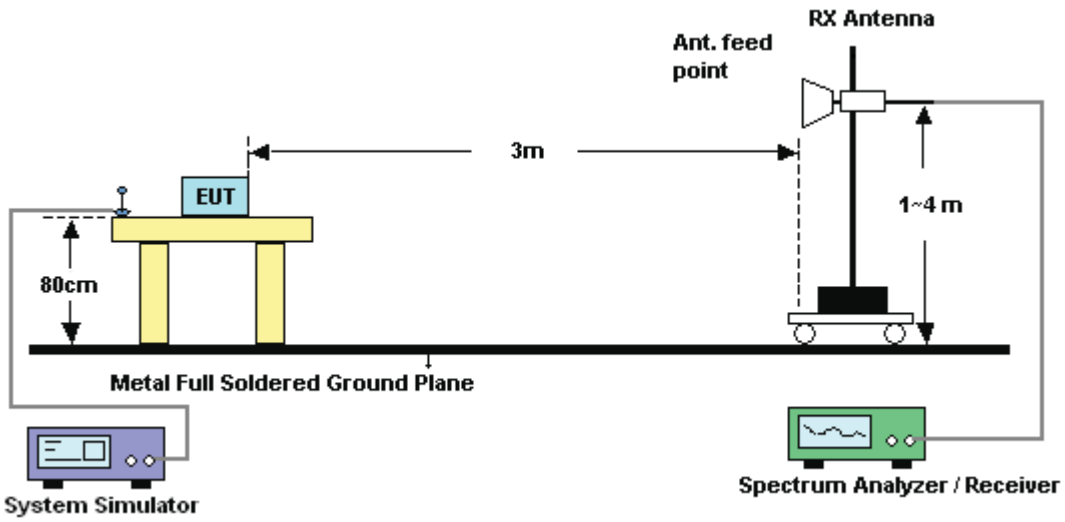

3.7.5 Test Result of Field Strength of Spurious Radiated

<Low Channel>

Band :	LTE Band 2	**Temperature :**	21~23°C
Test Mode :	1.4MHz QPSK RB Size 1 Offset 5	**Relative Humidity :**	47~49%
Test Engineer :	Eric Shih	**Polarization :**	Horizontal
Remark :	1. Spurious emissions within 30-1000MHz were found more than 20dB below limit line. 2. The harmonic (8th, 9th, 10th…etc.) and other spurious are not reported, because those levels are lower than average limit line and background noise.		

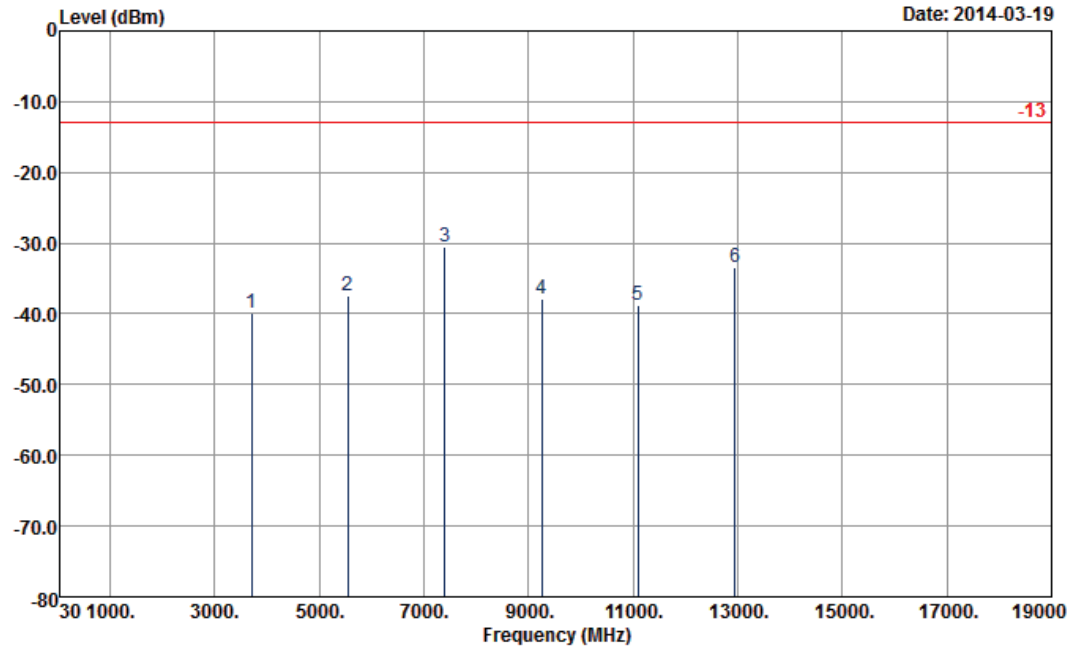

Site : 03CH07-HY
Condition : -13 HF-EIRP(080306) HORIZONTAL

Frequency (MHz)	EIRP (dBm)	Limit (dBm)	Over Limit (dB)	SPA Reading (dBm)	S.G. Power (dBm)	TX Cable loss (dB)	TX Antenna Gain (dBi)	Polarization (H/V)	Result
3700	-39.91	-13	-26.91	-55.05	-46.17	2.48	8.74	H	Pass
5548	-37.34	-13	-24.34	-57.67	-45.03	2.96	10.65	H	Pass
7403	-30.52	-13	-17.52	-57.91	-39.15	3.48	12.11	H	Pass
9251	-37.95	-13	-24.95	-64.12	-47	3.99	13.04	H	Pass
11098	-38.68	-13	-25.68	-67.74	-47.76	4.19	13.27	H	Pass
12952	-33.44	-13	-20.44	-66.63	-42.88	4.21	13.65	H	Pass

Band :	LTE Band 2	**Temperature :**	21~23°C
Test Mode :	1.4MHz QPSK RB Size 1 Offset 5	**Relative Humidity :**	47~49%
Test Engineer :	Eric Shih	**Polarization :**	Vertical
Remark :	1. Spurious emissions within 30-1000MHz were found more than 20dB below limit line. 2. The harmonic (7th, 8th, 9th,…etc.) and other spurious are not reported, because those levels are lower than average limit line and background noise.		

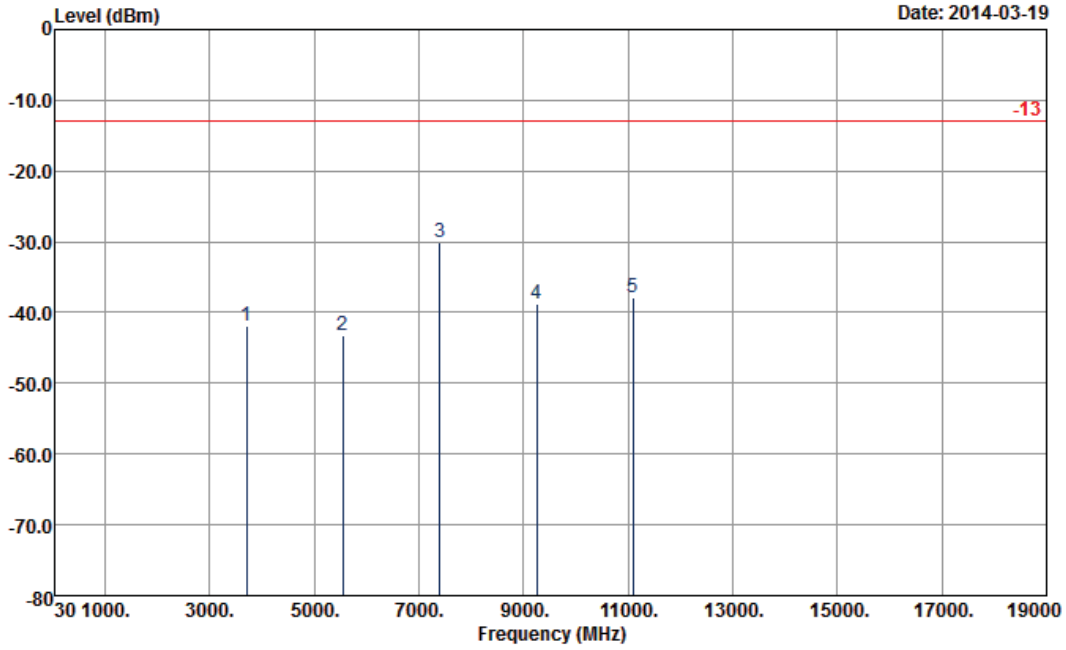

Site : 03CH07-HY
Condition : -13 HF-EIRP(080306) VERTICAL

Frequency (MHz)	EIRP (dBm)	Limit (dBm)	Over Limit (dB)	SPA Reading (dBm)	S.G. Power (dBm)	TX Cable loss (dB)	TX Antenna Gain (dBi)	Polarization (H/V)	Result
3700	-41.85	-13	-28.85	-58.06	-48.11	2.48	8.74	V	Pass
5548	-43.13	-13	-30.13	-63.28	-50.82	2.96	10.65	V	Pass
7403	-30.00	-13	-17.00	-56.98	-38.63	3.48	12.11	V	Pass
9251	-38.77	-13	-25.77	-65.2	-47.82	3.99	13.04	V	Pass
11098	-37.91	-13	-24.91	-66.27	-46.99	4.19	13.27	V	Pass

Band :	LTE Band 2	**Temperature :**	21~23°C
Test Mode :	3MHz QPSK RB Size 1 Offset 7	**Relative Humidity :**	47~49%
Test Engineer :	Eric Shih	**Polarization :**	Horizontal
Remark :	1. Spurious emissions within 30-1000MHz were found more than 20dB below limit line. 2. The harmonic (8th, 9th, 10th,…etc.) and other spurious are not reported, because those levels are lower than average limit line and background noise.		

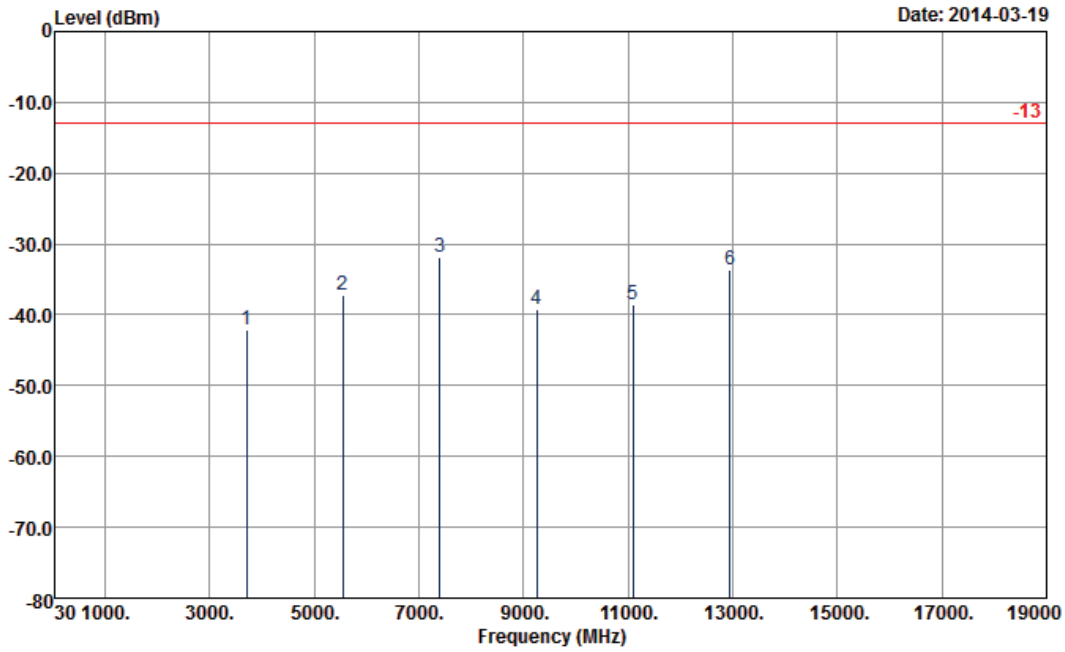

Site : 03CH07-HY
Condition : -13 HF-EIRP(080306) HORIZONTAL

Frequency (MHz)	EIRP (dBm)	Limit (dBm)	Over Limit (dB)	SPA Reading (dBm)	S.G. Power (dBm)	TX Cable loss (dB)	TX Antenna Gain (dBi)	Polarization (H/V)	Result
3700	-42.02	-13	-29.02	-57.22	-48.28	2.47	8.73	H	Pass
5548	-37.18	-13	-24.18	-57.6	-44.93	2.93	10.68	H	Pass
7403	-31.91	-13	-18.91	-59.07	-40.63	3.42	12.14	H	Pass
9251	-39.31	-13	-26.31	-65.59	-48.37	4.02	13.08	H	Pass
11098	-38.48	-13	-25.48	-67.54	-47.55	4.22	13.29	H	Pass
12952	-33.71	-13	-20.71	-66.91	-43.21	4.19	13.69	H	Pass

Band :	LTE Band 2	**Temperature :**	21~23°C
Test Mode :	3MHz QPSK RB Size 1 Offset 7	**Relative Humidity :**	47~49%
Test Engineer :	Eric Shih	**Polarization :**	Vertical
Remark :	1. Spurious emissions within 30-1000MHz were found more than 20dB below limit line. 2. The harmonic (8th, 9th, 10th,…etc.) and other spurious are not reported, because those levels are lower than average limit line and background noise.		

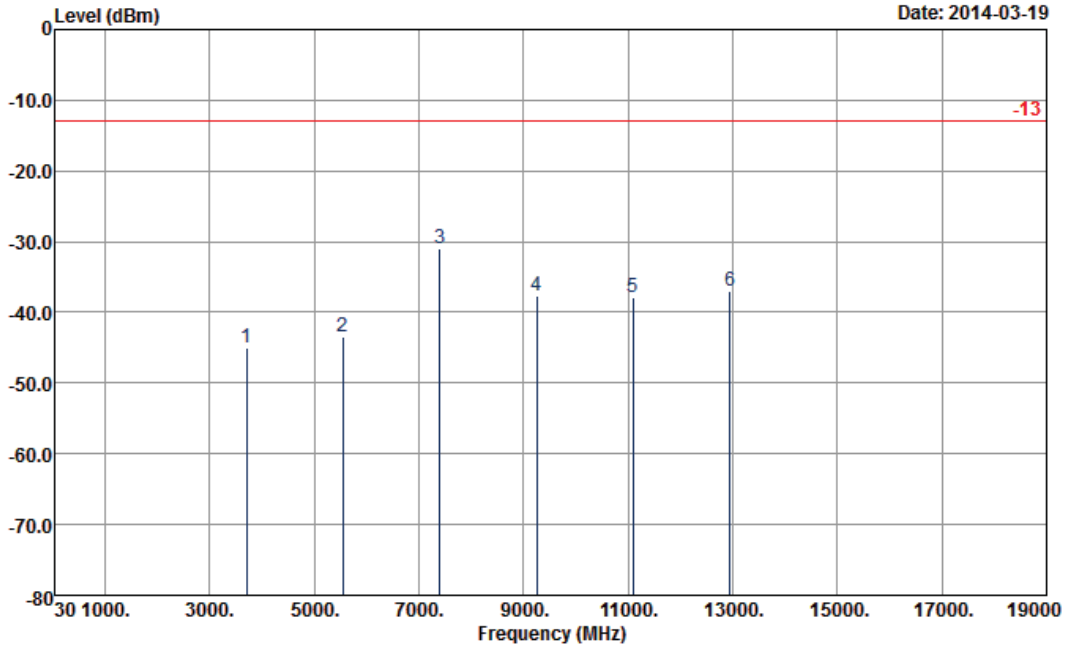

Site : 03CH07-HY
Condition : -13 HF-EIRP(080306) VERTICAL

Frequency (MHz)	EIRP (dBm)	Limit (dBm)	Over Limit (dB)	SPA Reading (dBm)	S.G. Power (dBm)	TX Cable loss (dB)	TX Antenna Gain (dBi)	Polarization (H/V)	Result
3700	-45.06	-13	-32.06	-61.16	-51.32	2.47	8.73	V	Pass
5548	-43.42	-13	-30.42	-63.72	-51.17	2.93	10.68	V	Pass
7403	-30.93	-13	-17.93	-57.82	-39.65	3.42	12.14	V	Pass
9251	-37.71	-13	-24.71	-63.79	-46.77	4.02	13.08	V	Pass
11098	-37.81	-13	-24.81	-66.21	-46.88	4.22	13.29	V	Pass
12952	-37.04	-13	-24.04	-68.22	-46.54	4.19	13.69	V	Pass

Band :	LTE Band 2	**Temperature :**	21~23°C
Test Mode :	5MHz QPSK RB Size 1 Offset 12	**Relative Humidity :**	47~49%
Test Engineer :	Eric Shih	**Polarization :**	Horizontal
Remark :	1. Spurious emissions within 30-1000MHz were found more than 20dB below limit line. 2. The harmonic (6th, 7th, 8th,…etc.) and other spurious are not reported, because those levels are lower than average limit line and background noise.		

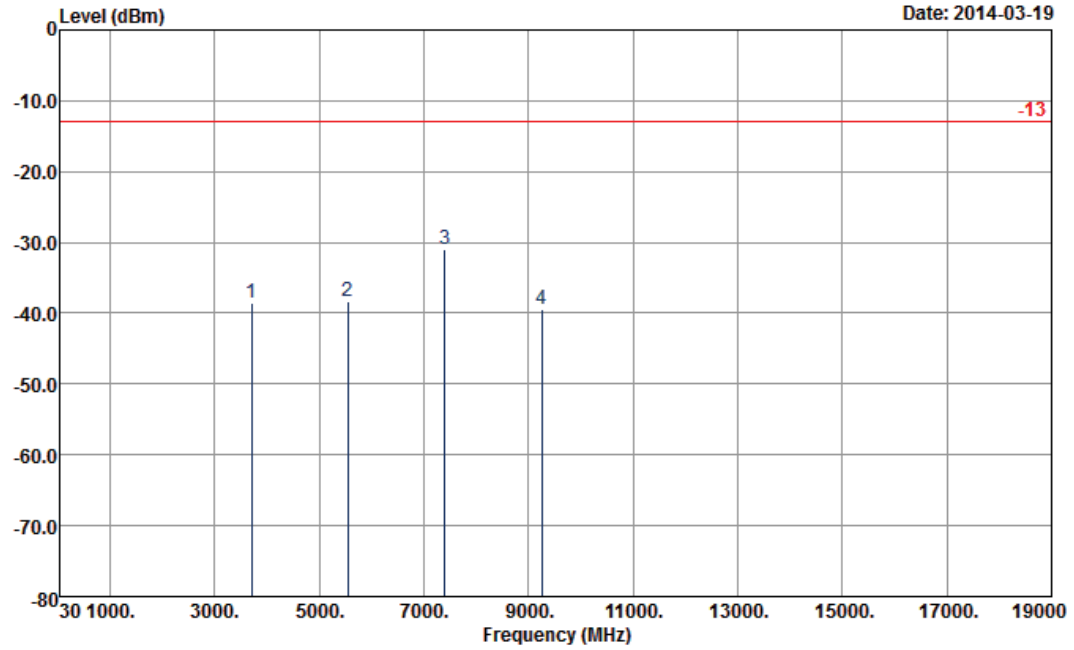

Site : 03CH07-HY
Condition : -13 HF-EIRP(080306) HORIZONTAL

Frequency (MHz)	EIRP (dBm)	Limit (dBm)	Over Limit (dB)	SPA Reading (dBm)	S.G. Power (dBm)	TX Cable loss (dB)	TX Antenna Gain (dBi)	Polarization (H/V)	Result
3700	-38.57	-13	-25.57	-53.63	-44.9	2.46	8.79	H	Pass
5548	-38.23	-13	-25.23	-58.88	-46.1	2.9	10.77	H	Pass
7403	-30.88	-13	-17.88	-58.35	-39.7	3.42	12.24	H	Pass
9251	-39.55	-13	-26.55	-66.04	-48.7	4.03	13.18	H	Pass

Band :	LTE Band 2	**Temperature :**	21~23°C
Test Mode :	5MHz QPSK RB Size 1 Offset 12	**Relative Humidity :**	47~49%
Test Engineer :	Eric Shih	**Polarization :**	Vertical
Remark :	1. Spurious emissions within 30-1000MHz were found more than 20dB below limit line. 2. The harmonic (6th, 7th, 8th,…etc.) and other spurious are not reported, because those levels are lower than average limit line and background noise.		

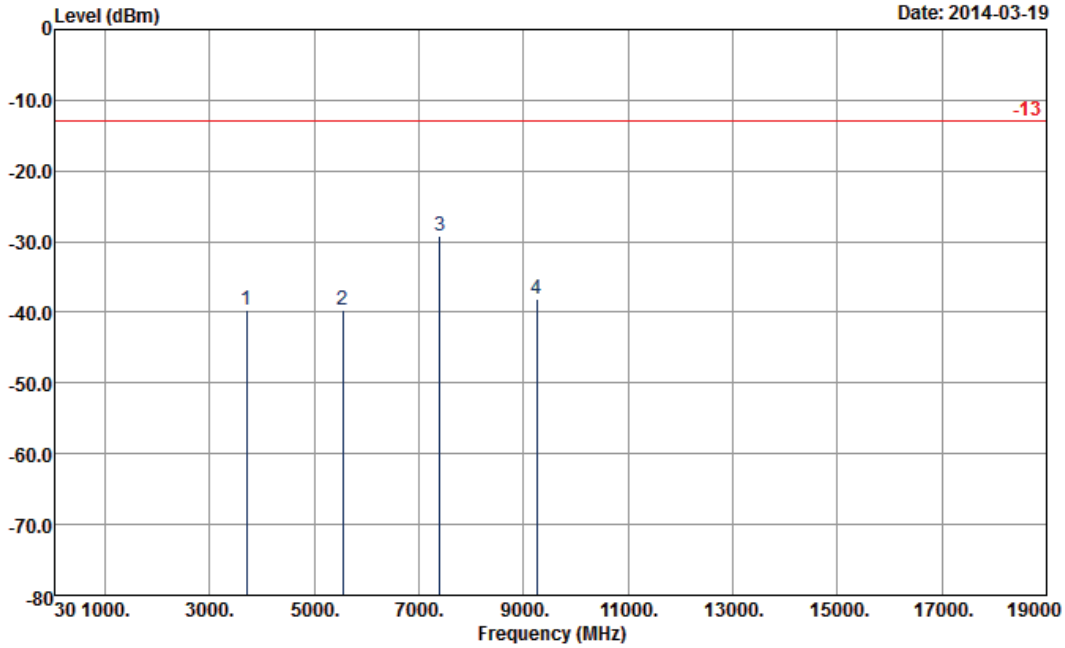

Site : 03CH07-HY
Condition : -13 HF-EIRP(080306) VERTICAL

Frequency (MHz)	EIRP (dBm)	Limit (dBm)	Over Limit (dB)	SPA Reading (dBm)	S.G. Power (dBm)	TX Cable loss (dB)	TX Antenna Gain (dBi)	Polarization (H/V)	Result
3700	-39.77	-13	-26.77	-56.25	-46.1	2.46	8.79	V	Pass
5548	-39.63	-13	-26.63	-60.08	-47.5	2.9	10.77	V	Pass
7403	-29.28	-13	-16.28	-56.03	-38.1	3.42	12.24	V	Pass
9251	-38.05	-13	-25.05	-64.15	-47.2	4.03	13.18	V	Pass

Band :	LTE Band 2	**Temperature :**	21~23°C
Test Mode :	10MHz QPSK RB Size 1 Offset 0	**Relative Humidity :**	47~49%
Test Engineer :	Eric Shih	**Polarization :**	Horizontal
Remark :	1. Spurious emissions within 30-1000MHz were found more than 20dB below limit line. 2. The harmonic (5th, 6th, 7th,…etc.) and other spurious are not reported, because those levels are lower than average limit line and background noise.		

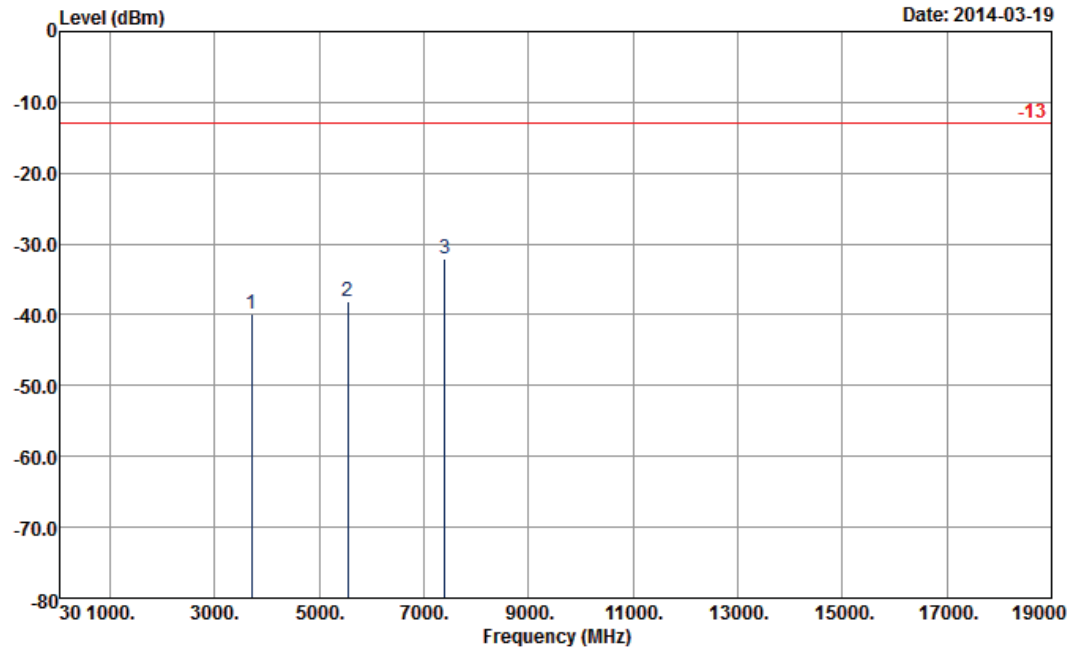

Frequency (MHz)	EIRP (dBm)	Limit (dBm)	Over Limit (dB)	SPA Reading (dBm)	S.G. Power (dBm)	TX Cable loss (dB)	TX Antenna Gain (dBi)	Polarization (H/V)	Result
3700	-39.78	-13	-26.78	-55.47	-46.2	2.47	8.89	H	Pass
5548	-38.04	-13	-25.04	-58.78	-45.9	2.93	10.79	H	Pass
7403	-32.09	-13	-19.09	-60.06	-40.9	3.45	12.26	H	Pass

Band :	LTE Band 2	**Temperature :**	21~23°C
Test Mode :	10MHz QPSK RB Size 1 Offset 0	**Relative Humidity :**	47~49%
Test Engineer :	Eric Shih	**Polarization :**	Vertical
Remark :	1. Spurious emissions within 30-1000MHz were found more than 20dB below limit line. 2. The harmonic (5th, 6th, 7th,…etc.) and other spurious are not reported, because those levels are lower than average limit line and background noise.		

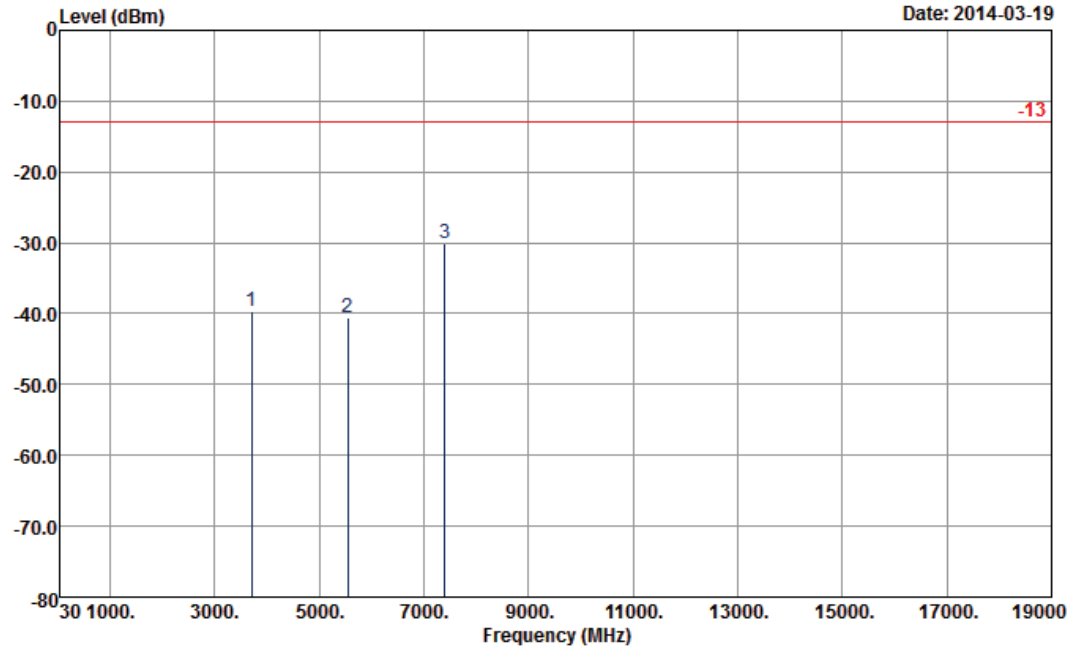

Site : 03CH07-HY
Condition : -13 HF-EIRP(080306) VERTICAL

Frequency (MHz)	EIRP (dBm)	Limit (dBm)	Over Limit (dB)	SPA Reading (dBm)	S.G. Power (dBm)	TX Cable loss (dB)	TX Antenna Gain (dBi)	Polarization (H/V)	Result
3700	-39.68	-13	-26.68	-55.94	-46.1	2.47	8.89	V	Pass
5548	-40.64	-13	-27.64	-61.38	-48.5	2.93	10.79	V	Pass
7403	-29.99	-13	-16.99	-57.18	-38.8	3.45	12.26	V	Pass

Band :	LTE Band 2	**Temperature :**	21~23°C
Test Mode :	15MHz QPSK RB Size 1 Offset 74	**Relative Humidity :**	47~49%
Test Engineer :	Eric Shih	**Polarization :**	Horizontal
Remark :	1. Spurious emissions within 30-1000MHz were found more than 20dB below limit line. 2. The harmonic (5th, 6th, 7th,…etc.) and other spurious are not reported, because those levels are lower than average limit line and background noise.		

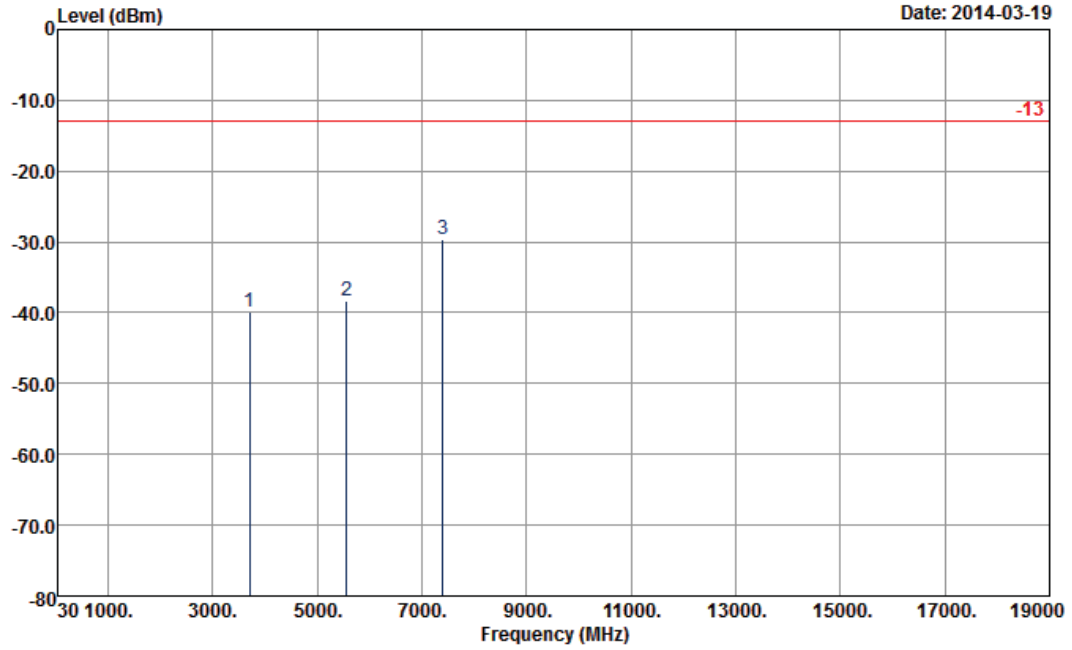

Site : 03CH07-HY
Condition : -13 HF-EIRP(080306) HORIZONTAL

Frequency (MHz)	EIRP (dBm)	Limit (dBm)	Over Limit (dB)	SPA Reading (dBm)	S.G. Power (dBm)	TX Cable loss (dB)	TX Antenna Gain (dBi)	Polarization (H/V)	Result
3700	-39.85	-13	-26.85	-55.07	-46.2	2.49	8.84	H	Pass
5555	-38.35	-13	-25.35	-59.1	-46.2	3.01	10.86	H	Pass
7403	-29.53	-13	-16.53	-57.18	-38.5	3.38	12.35	H	Pass

Band :	LTE Band 2	**Temperature :**	21~23°C
Test Mode :	15MHz QPSK RB Size 1 Offset 74	**Relative Humidity :**	47~49%
Test Engineer :	Eric Shih	**Polarization :**	Vertical
Remark :	1. Spurious emissions within 30-1000MHz were found more than 20dB below limit line. 2. The harmonic (5th, 6th, 7th,…etc.) and other spurious are not reported, because those levels are lower than average limit line and background noise.		

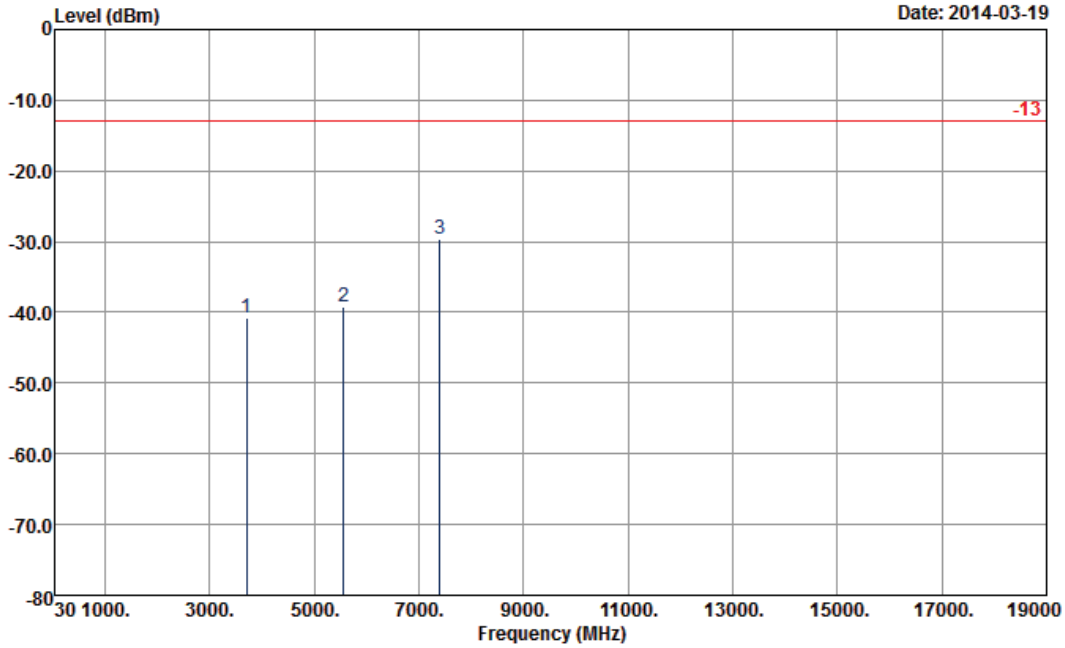

Site : 03CH07-HY
Condition : -13 HF-EIRP(080306) VERTICAL

Frequency (MHz)	EIRP (dBm)	Limit (dBm)	Over Limit (dB)	SPA Reading (dBm)	S.G. Power (dBm)	TX Cable loss (dB)	TX Antenna Gain (dBi)	Polarization (H/V)	Result
3700	-40.75	-13	-27.75	-56.79	-47.1	2.49	8.84	V	Pass
5555	-39.25	-13	-26.25	-59.63	-47.1	3.01	10.86	V	Pass
7403	-29.73	-13	-16.73	-56.72	-38.7	3.38	12.35	V	Pass

Band :	LTE Band 2	**Temperature :**	21~23°C
Test Mode :	20MHz QPSK RB Size 50 Offset 49	**Relative Humidity :**	47~49%
Test Engineer :	Eric Shih	**Polarization :**	Horizontal
Remark :	1. Spurious emissions within 30-1000MHz were found more than 20dB below limit line. 2. The harmonic (6th, 7th, 8th,…etc.) and other spurious are not reported, because those levels are lower than average limit line and background noise.		

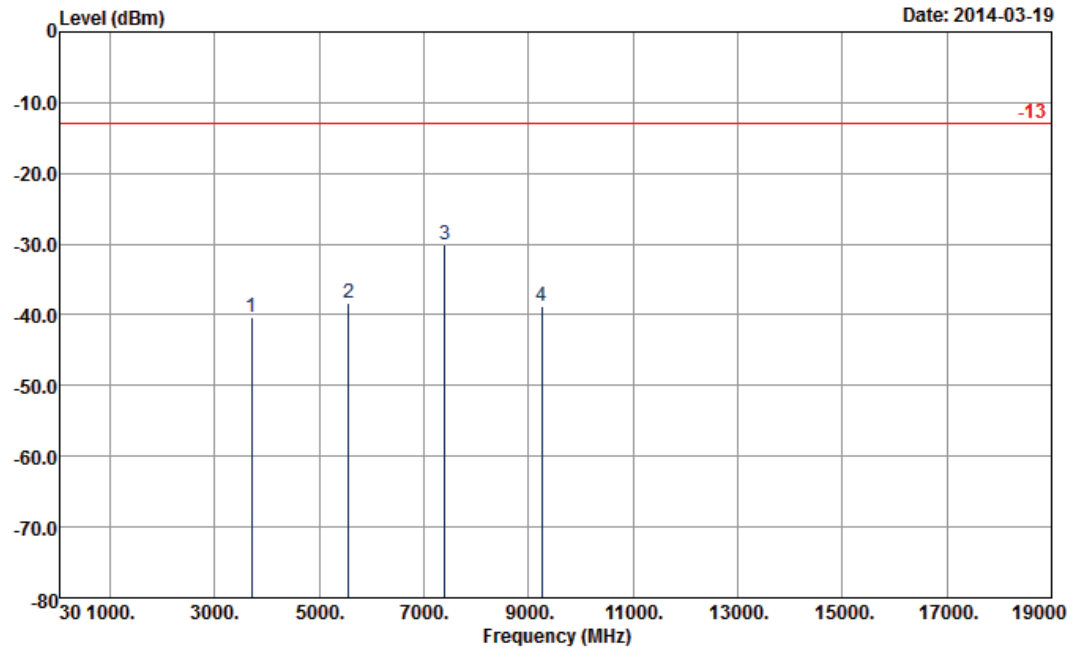

Site : 03CH07-HY
Condition : -13 HF-EIRP(080306) HORIZONTAL

Frequency (MHz)	EIRP (dBm)	Limit (dBm)	Over Limit (dB)	SPA Reading (dBm)	S.G. Power (dBm)	TX Cable loss (dB)	TX Antenna Gain (dBi)	Polarization (H/V)	Result
3700	-40.42	-13	-27.42	-55.66	-46.8	2.51	8.89	H	Pass
5555	-38.34	-13	-25.34	-59.14	-46.2	3.03	10.89	H	Pass
7403	-30.06	-13	-17.06	-57.67	-39.2	3.24	12.38	H	Pass
9258	-38.83	-13	-25.83	-65.29	-48.1	4.08	13.35	H	Pass

Band :	LTE Band 2	**Temperature :**	21~23°C
Test Mode :	20MHz QPSK RB Size 50 Offset 49	**Relative Humidity :**	47~49%
Test Engineer :	Eric Shih	**Polarization :**	Vertical
Remark :	1. Spurious emissions within 30-1000MHz were found more than 20dB below limit line. 2. The harmonic (6th, 7th, 8th,…etc.) and other spurious are not reported, because those levels are lower than average limit line and background noise.		

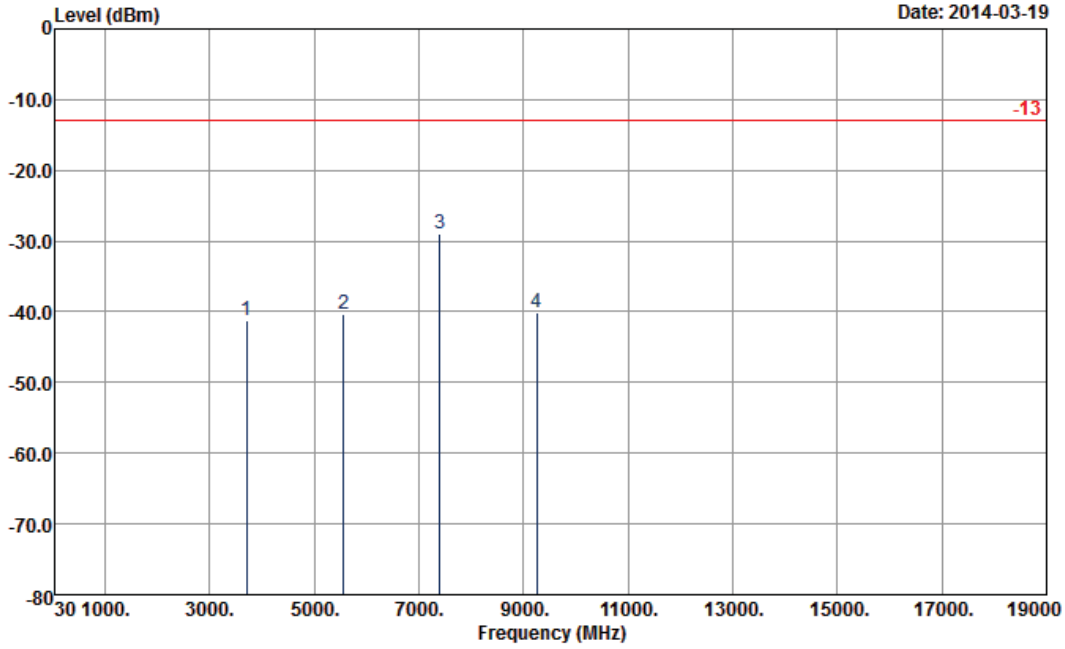

Site : 03CH07-HY
Condition : -13 HF-EIRP(080306) VERTICAL

Frequency (MHz)	EIRP (dBm)	Limit (dBm)	Over Limit (dB)	SPA Reading (dBm)	S.G. Power (dBm)	TX Cable loss (dB)	TX Antenna Gain (dBi)	Polarization (H/V)	Result
3700	-41.32	-13	-28.32	-57.45	-47.7	2.51	8.89	V	Pass
5555	-40.34	-13	-27.34	-60.55	-48.2	3.03	10.89	V	Pass
7403	-29.06	-13	-16.06	-56.29	-38.2	3.24	12.38	V	Pass
9258	-40.03	-13	-27.03	-66.17	-49.3	4.08	13.35	V	Pass

Band :	LTE Band 4	**Temperature :**	21~23°C
Test Mode :	1.4MHz QPSK RB Size 1 Offset 0	**Relative Humidity :**	47~49%
Test Engineer :	Eric Shih	**Polarization :**	Horizontal
Remark :	1. Spurious emissions within 30-1000MHz were found more than 20dB below limit line. 2. The harmonic (5th, 6th, 7th,…etc.) and other spurious are not reported, because those levels are lower than average limit line and background noise.		

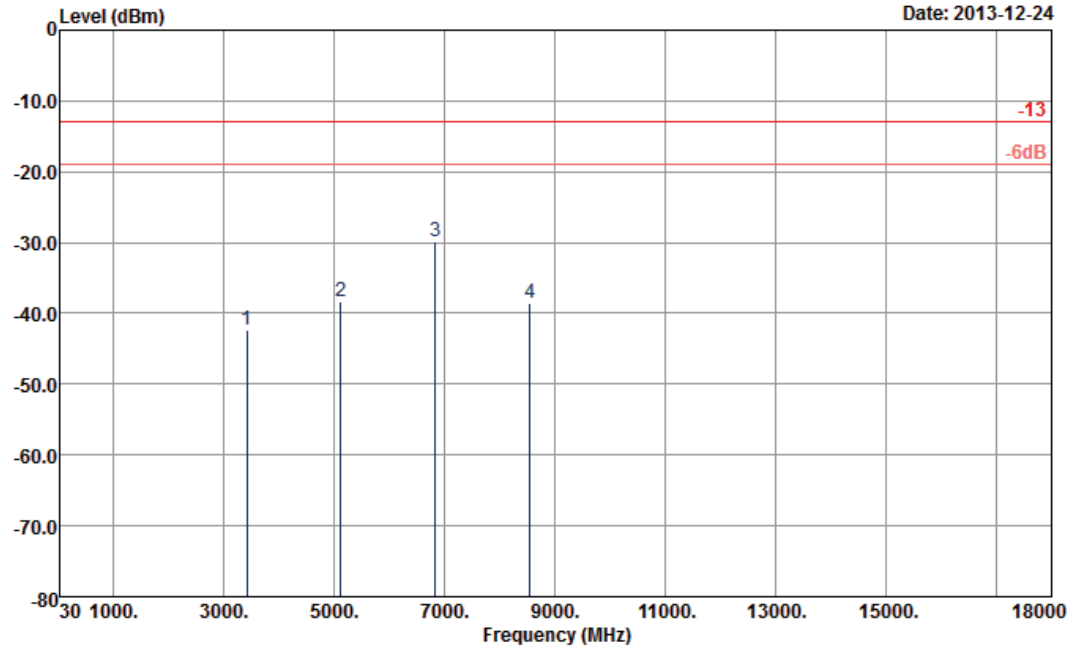

Site : 03CH07-HY
Condition : -13 HF-EIRP(080306) HORIZONTAL

Frequency (MHz)	EIRP (dBm)	Limit (dBm)	Over Limit (dB)	SPA Reading (dBm)	S.G. Power (dBm)	TX Cable loss (dB)	TX Antenna Gain (dBi)	Polarization (H/V)	Result
3420	-42.38	-13	-29.38	-56.55	-46.25	4.41	8.28	H	Pass
5128	-38.44	-13	-25.44	-57.13	-43.01	5.28	9.85	H	Pass
6843	-29.77	-13	-16.77	-55.39	-35	6.01	11.24	H	Pass
8551	-38.54	-13	-25.54	-63.97	-43.47	8.15	13.08	H	Pass

Band :	LTE Band 4	**Temperature :**	21~23°C
Test Mode :	1.4MHz QPSK RB Size 1 Offset 0	**Relative Humidity :**	47~49%
Test Engineer :	Eric Shih	**Polarization :**	Vertical
Remark :	1. Spurious emissions within 30-1000MHz were found more than 20dB below limit line. 2. The harmonic (5th, 6th, 7th,…etc.) and other spurious are not reported, because those levels are lower than average limit line and background noise.		

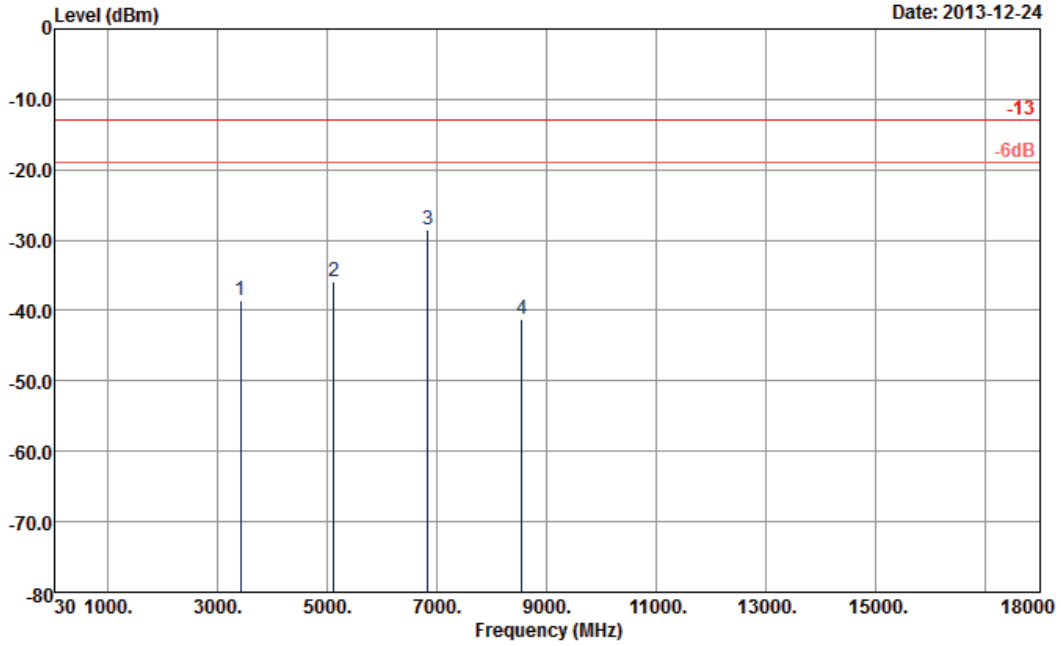

Site : 03CH07-HY
Condition : -13 HF-EIRP(080306) VERTICAL

Frequency (MHz)	EIRP (dBm)	Limit (dBm)	Over Limit (dB)	SPA Reading (dBm)	S.G. Power (dBm)	TX Cable loss (dB)	TX Antenna Gain (dBi)	Polarization (H/V)	Result
3420	-38.66	-13	-25.66	-54.23	-42.53	4.41	8.28	V	Pass
5128	-35.87	-13	-22.87	-54.36	-40.44	5.28	9.85	V	Pass
6843	-28.62	-13	-15.62	-53.4	-33.85	6.01	11.24	V	Pass
8551	-41.20	-13	-28.20	-66.36	-46.13	8.15	13.08	V	Pass

Band :	LTE Band 4	**Temperature :**	21~23°C
Test Mode :	3MHz QPSK RB Size 1 Offset 14	**Relative Humidity :**	47~49%
Test Engineer :	Eric Shih	**Polarization :**	Horizontal
Remark :	1. Spurious emissions within 30-1000MHz were found more than 20dB below limit line. 2. The harmonic (5th, 6th, 7th,…etc.) and other spurious are not reported, because those levels are lower than average limit line and background noise.		

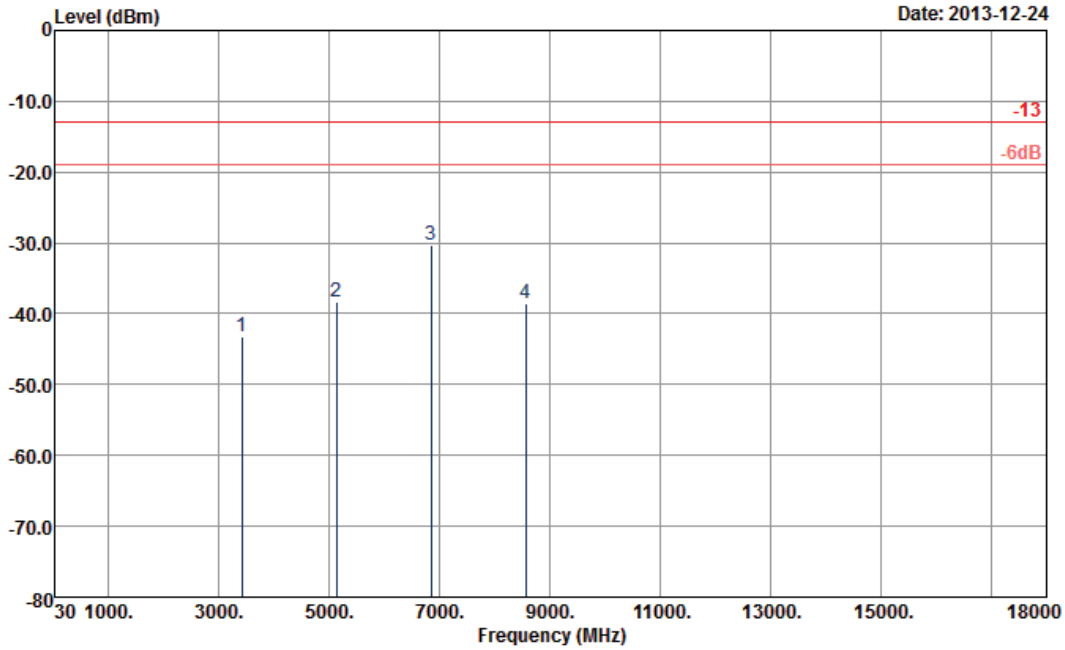

Site : 03CH07-HY
Condition : -13 HF-EIRP(080306) HORIZONTAL

Frequency (MHz)	EIRP (dBm)	Limit (dBm)	Over Limit (dB)	SPA Reading (dBm)	S.G. Power (dBm)	TX Cable loss (dB)	TX Antenna Gain (dBi)	Polarization (H/V)	Result
3427	-43.13	-13	-30.13	-57.41	-47.01	4.43	8.31	H	Pass
5135	-38.43	-13	-25.43	-56.86	-43	5.31	9.88	H	Pass
6850	-30.38	-13	-17.38	-55.93	-35.71	6.02	11.35	H	Pass
8565	-38.61	-13	-25.61	-64.32	-43.59	8.13	13.11	H	Pass

Band :	LTE Band 4	**Temperature :**	21~23°C
Test Mode :	3MHz QPSK RB Size 1 Offset 14	**Relative Humidity :**	47~49%
Test Engineer :	Eric Shih	**Polarization :**	Vertical
Remark :	1. Spurious emissions within 30-1000MHz were found more than 20dB below limit line. 2. The harmonic (5th, 6th, 7th,…etc.) and other spurious are not reported, because those levels are lower than average limit line and background noise.		

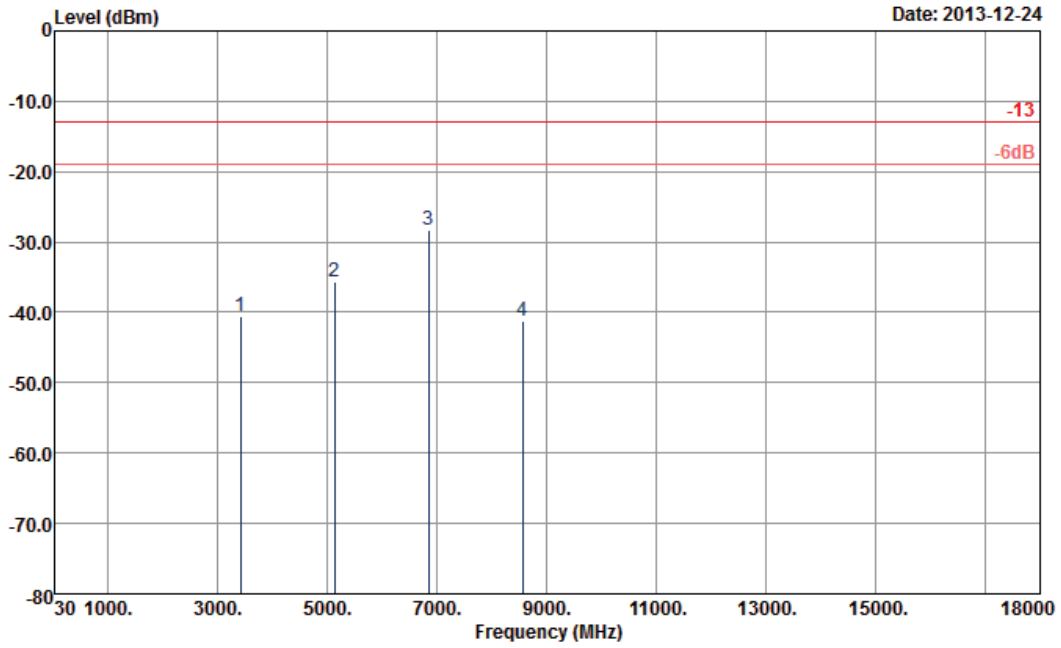

Site : 03CH07-HY
Condition : -13 HF-EIRP(080306) VERTICAL

Frequency (MHz)	EIRP (dBm)	Limit (dBm)	Over Limit (dB)	SPA Reading (dBm)	S.G. Power (dBm)	TX Cable loss (dB)	TX Antenna Gain (dBi)	Polarization (H/V)	Result
3427	-40.53	-13	-27.53	-56.14	-44.41	4.43	8.31	V	Pass
5135	-35.66	-13	-22.66	-54.19	-40.23	5.31	9.88	V	Pass
6850	-28.24	-13	-15.24	-53.23	-33.57	6.02	11.35	V	Pass
8565	-41.12	-13	-28.12	-66.22	-46.1	8.13	13.11	V	Pass

Band :	LTE Band 4	**Temperature :**	21~23°C
Test Mode :	5MHz QPSK RB Size 1 Offset 0	**Relative Humidity :**	47~49%
Test Engineer :	Eric Shih	**Polarization :**	Horizontal
Remark :	1. Spurious emissions within 30-1000MHz were found more than 20dB below limit line. 2. The harmonic (5th, 6th, 7th,…etc.) and other spurious are not reported, because those levels are lower than average limit line and background noise.		

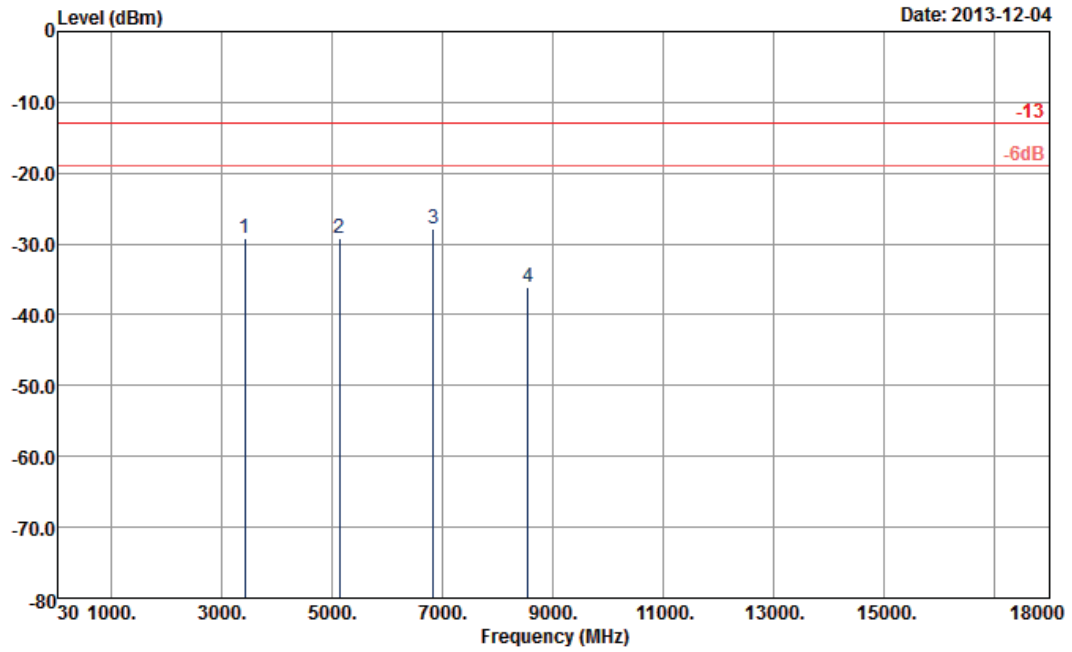

Site : 03CH07-HY
Condition : -13 HF-EIRP(080306) HORIZONTAL

Frequency (MHz)	EIRP (dBm)	Limit (dBm)	Over Limit (dB)	SPA Reading (dBm)	S.G. Power (dBm)	TX Cable loss (dB)	TX Antenna Gain (dBi)	Polarization (H/V)	Result
3420	-29.27	-13	-16.27	-43.52	-33.1	4.48	8.31	H	Pass
5130	-29.26	-13	-16.26	-47.96	-33.9	5.332	9.98	H	Pass
6840	-27.96	-13	-14.96	-54.3	-33.2	6.1	11.34	H	Pass
8550	-36.18	-13	-23.18	-62.01	-41.1	8.25	13.17	H	Pass

Band :	LTE Band 4	**Temperature :**	21~23°C
Test Mode :	5MHz QPSK RB Size 1 Offset 0	**Relative Humidity :**	47~49%
Test Engineer :	Eric Shih	**Polarization :**	Vertical
Remark :	1. Spurious emissions within 30-1000MHz were found more than 20dB below limit line. 2. The harmonic (5th, 6th, 7th,…etc.) and other spurious are not reported, because those levels are lower than average limit line and background noise.		

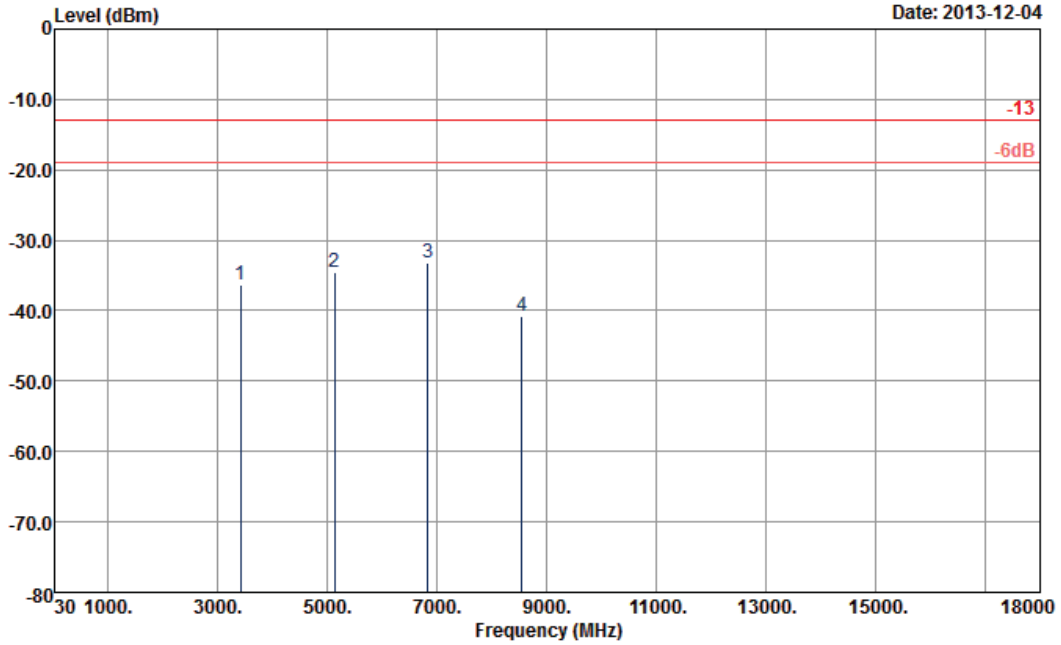

Site : 03CH07-HY
Condition : -13 HF-EIRP(080306) VERTICAL

Frequency (MHz)	EIRP (dBm)	Limit (dBm)	Over Limit (dB)	SPA Reading (dBm)	S.G. Power (dBm)	TX Cable loss (dB)	TX Antenna Gain (dBi)	Polarization (H/V)	Result
3420	-36.37	-13	-23.37	-52.03	-40.2	4.48	8.31	V	Pass
5130	-34.46	-13	-21.46	-53.27	-39.1	5.332	9.98	V	Pass
6840	-33.16	-13	-20.16	-58.37	-38.4	6.1	11.34	V	Pass
8550	-40.68	-13	-27.68	-66.19	-45.6	8.25	13.17	V	Pass

Band :	LTE Band 4	**Temperature :**	21~23°C
Test Mode :	10MHz QPSK RB Size 1 Offset 0	**Relative Humidity :**	47~49%
Test Engineer :	Eric Shih	**Polarization :**	Horizontal
Remark :	1. Spurious emissions within 30-1000MHz were found more than 20dB below limit line. 2. The harmonic (5th, 6th, 7th,…etc.) and other spurious are not reported, because those levels are lower than average limit line and background noise.		

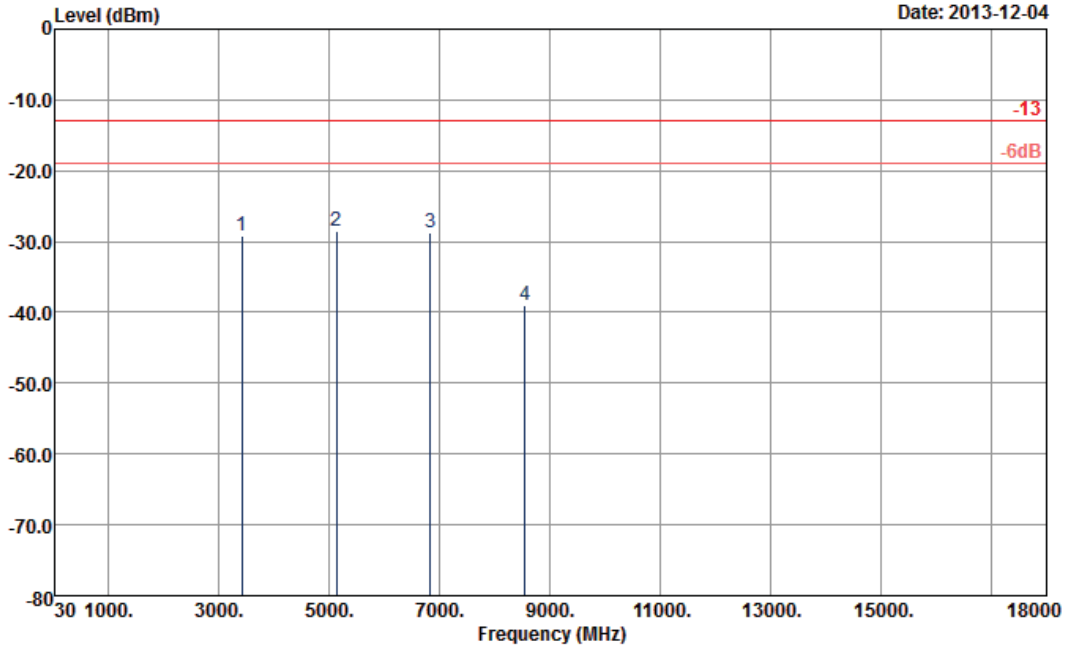

Site : 03CH07-HY
Condition : -13 HF-EIRP(080306) HORIZONTAL

Frequency (MHz)	EIRP (dBm)	Limit (dBm)	Over Limit (dB)	SPA Reading (dBm)	S.G. Power (dBm)	TX Cable loss (dB)	TX Antenna Gain (dBi)	Polarization (H/V)	Result
3420	-29.28	-13	-16.28	-43.67	-33.1	4.51	8.33	H	Pass
5130	-28.43	-13	-15.43	-47.12	-33.1	5.36	10.03	H	Pass
6840	-28.77	-13	-15.77	-54.56	-34	6.13	11.36	H	Pass
8550	-38.90	-13	-25.90	-63.91	-43.8	8.29	13.19	H	Pass

Band :	LTE Band 4	**Temperature :**	21~23°C
Test Mode :	10MHz QPSK RB Size 1 Offset 0	**Relative Humidity :**	47~49%
Test Engineer :	Eric Shih	**Polarization :**	Vertical
Remark :	1. Spurious emissions within 30-1000MHz were found more than 20dB below limit line. 2. The harmonic (5th, 6th, 7th,…etc.) and other spurious are not reported, because those levels are lower than average limit line and background noise.		

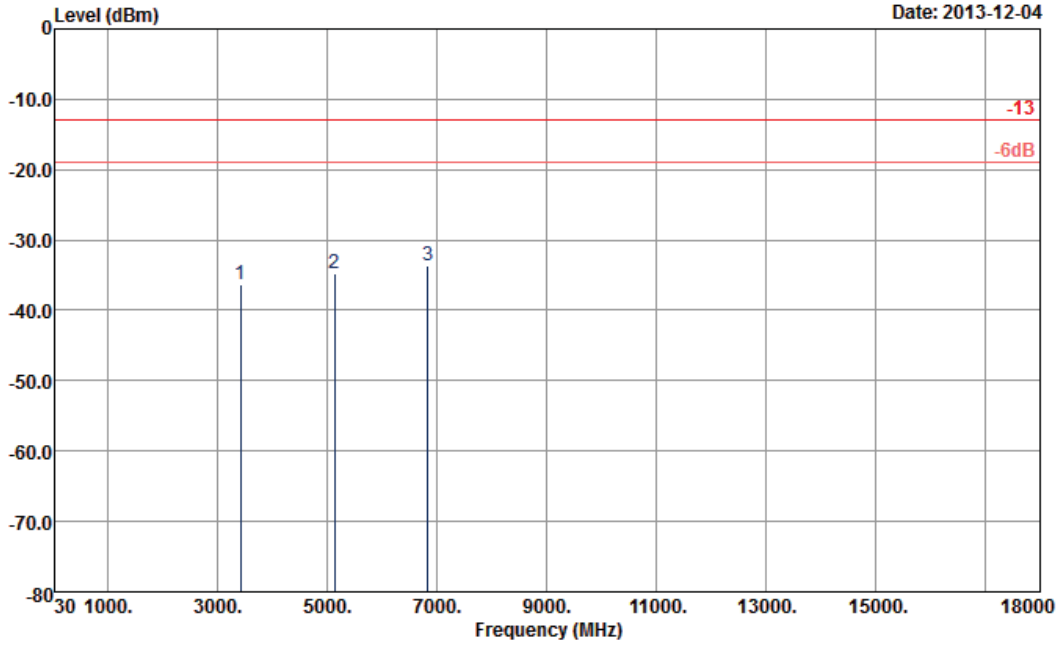

Site : 03CH07-HY
Condition : -13 HF-EIRP(080306) VERTICAL

Frequency (MHz)	EIRP (dBm)	Limit (dBm)	Over Limit (dB)	SPA Reading (dBm)	S.G. Power (dBm)	TX Cable loss (dB)	TX Antenna Gain (dBi)	Polarization (H/V)	Result
3420	-36.28	-13	-23.28	-51.76	-40.1	4.51	8.33	V	Pass
5130	-34.83	-13	-21.83	-53.64	-39.5	5.36	10.03	V	Pass
6840	-33.57	-13	-20.57	-58.8	-38.8	6.13	11.36	V	Pass

Band :	LTE Band 4	**Temperature :**	21~23°C
Test Mode :	15MHz QPSK RB Size 1 Offset 0	**Relative Humidity :**	47~49%
Test Engineer :	Eric Shih	**Polarization :**	Horizontal
Remark :	1. Spurious emissions within 30-1000MHz were found more than 20dB below limit line. 2. The harmonic (5th, 6th, 7th,…etc.) and other spurious are not reported, because those levels are lower than average limit line and background noise.		

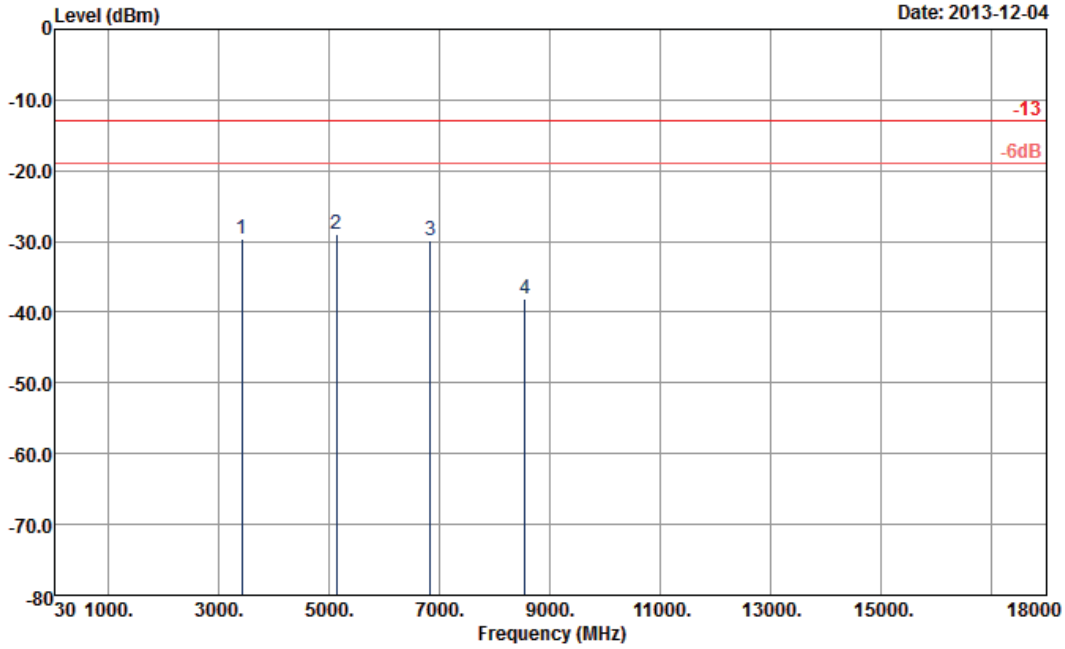

Site : 03CH07-HY
Condition : -13 HF-EIRP(080306) HORIZONTAL

Frequency (MHz)	EIRP (dBm)	Limit (dBm)	Over Limit (dB)	SPA Reading (dBm)	S.G. Power (dBm)	TX Cable loss (dB)	TX Antenna Gain (dBi)	Polarization (H/V)	Result
3420	-29.73	-13	-16.73	-44.29	-33.5	4.59	8.36	H	Pass
5130	-28.86	-13	-15.86	-47.39	-33.5	5.41	10.05	H	Pass
6840	-29.96	-13	-16.96	-55.93	-35.2	6.15	11.39	H	Pass
8550	-38.02	-13	-25.02	-63.73	-42.9	8.36	13.24	H	Pass

Band :	LTE Band 4	**Temperature :**	21~23°C
Test Mode :	15MHz QPSK RB Size 1 Offset 0	**Relative Humidity :**	47~49%
Test Engineer :	Eric Shih	**Polarization :**	Vertical
Remark :	1. Spurious emissions within 30-1000MHz were found more than 20dB below limit line. 2. The harmonic (5th, 6th, 7th,…etc.) and other spurious are not reported, because those levels are lower than average limit line and background noise.		

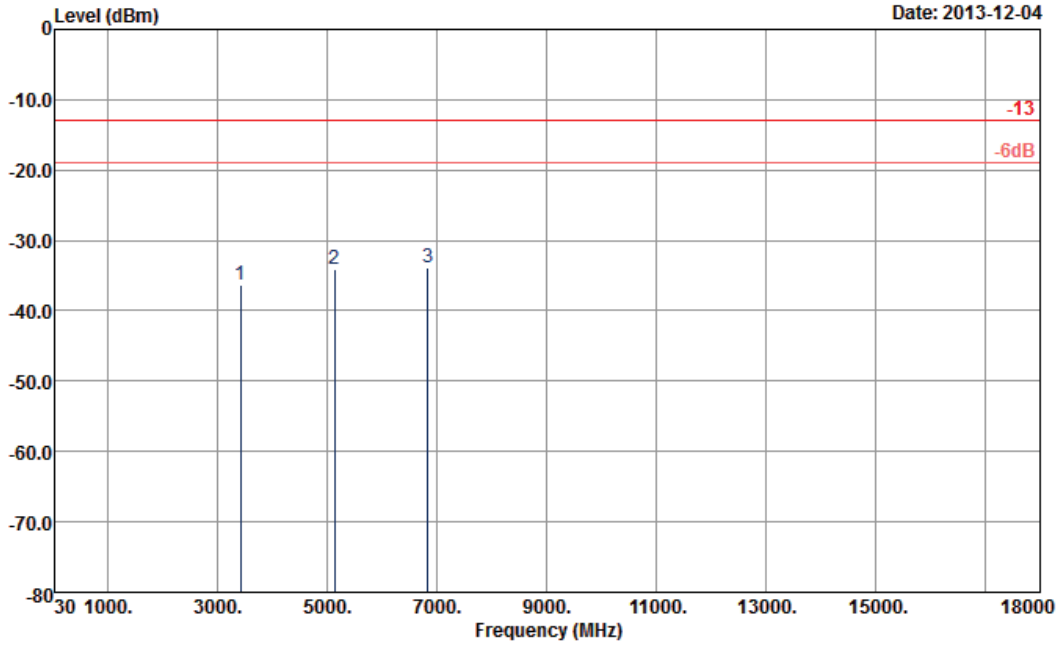

Frequency (MHz)	EIRP (dBm)	Limit (dBm)	Over Limit (dB)	SPA Reading (dBm)	S.G. Power (dBm)	TX Cable loss (dB)	TX Antenna Gain (dBi)	Polarization (H/V)	Result
3420	-36.23	-13	-23.23	-51.79	-40	4.59	8.36	V	Pass
5130	-34.16	-13	-21.16	-53.11	-38.8	5.41	10.05	V	Pass
6840	-33.86	-13	-20.86	-58.94	-39.1	6.15	11.39	V	Pass

Band :	LTE Band 4	**Temperature :**	21~23°C
Test Mode :	20MHz QPSK RB Size 1 Offset 0	**Relative Humidity :**	47~49%
Test Engineer :	Eric Shih	**Polarization :**	Horizontal
Remark :	1. Spurious emissions within 30-1000MHz were found more than 20dB below limit line. 2. The harmonic (5th, 6th, 7th,…etc.) and other spurious are not reported, because those levels are lower than average limit line and background noise.		

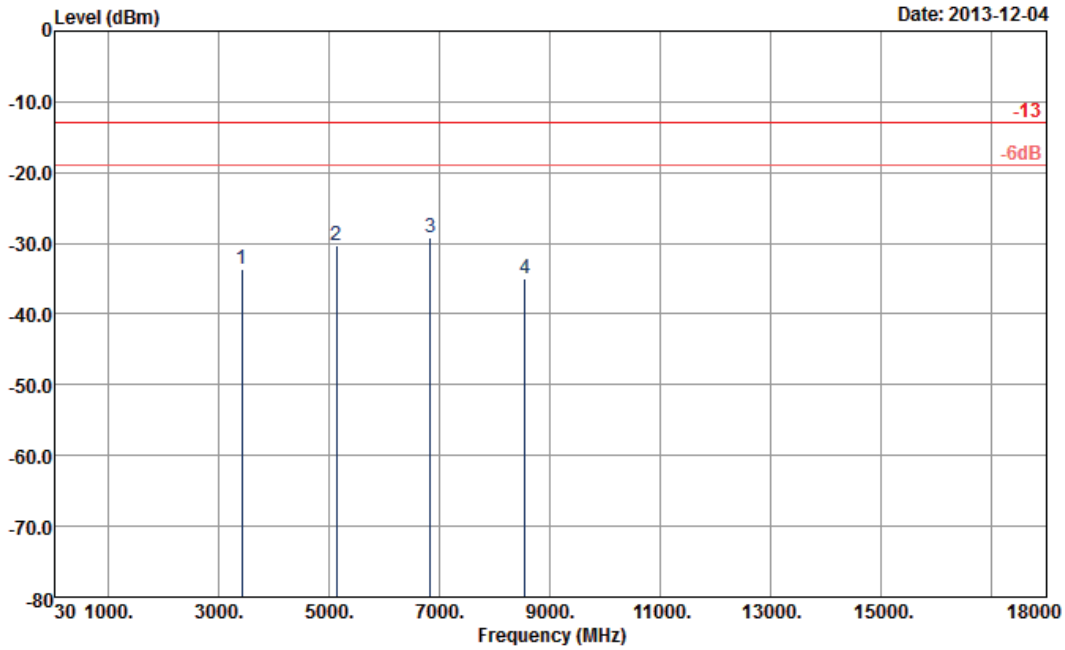

Site : 03CH07-HY
Condition : -13 HF-EIRP(080306) HORIZONTAL

Frequency (MHz)	EIRP (dBm)	Limit (dBm)	Over Limit (dB)	SPA Reading (dBm)	S.G. Power (dBm)	TX Cable loss (dB)	TX Antenna Gain (dBi)	Polarization (H/V)	Result
3420	-33.72	-13	-20.72	-48.24	-37.5	4.62	8.40	H	Pass
5130	-30.27	-13	-17.27	-49.25	-34.9	5.45	10.08	H	Pass
6840	-29.26	-13	-16.26	-55.58	-34.5	6.18	11.42	H	Pass
8550	-35.03	-13	-22.03	-60.75	-39.9	8.39	13.26	H	Pass

Band :	LTE Band 4	**Temperature :**	21~23°C
Test Mode :	20MHz QPSK RB Size 1 Offset 0	**Relative Humidity :**	47~49%
Test Engineer :	Eric Shih	**Polarization :**	Vertical
Remark :	1. Spurious emissions within 30-1000MHz were found more than 20dB below limit line. 2. The harmonic (5th, 6th, 7th,…etc.) and other spurious are not reported, because those levels are lower than average limit line and background noise.		

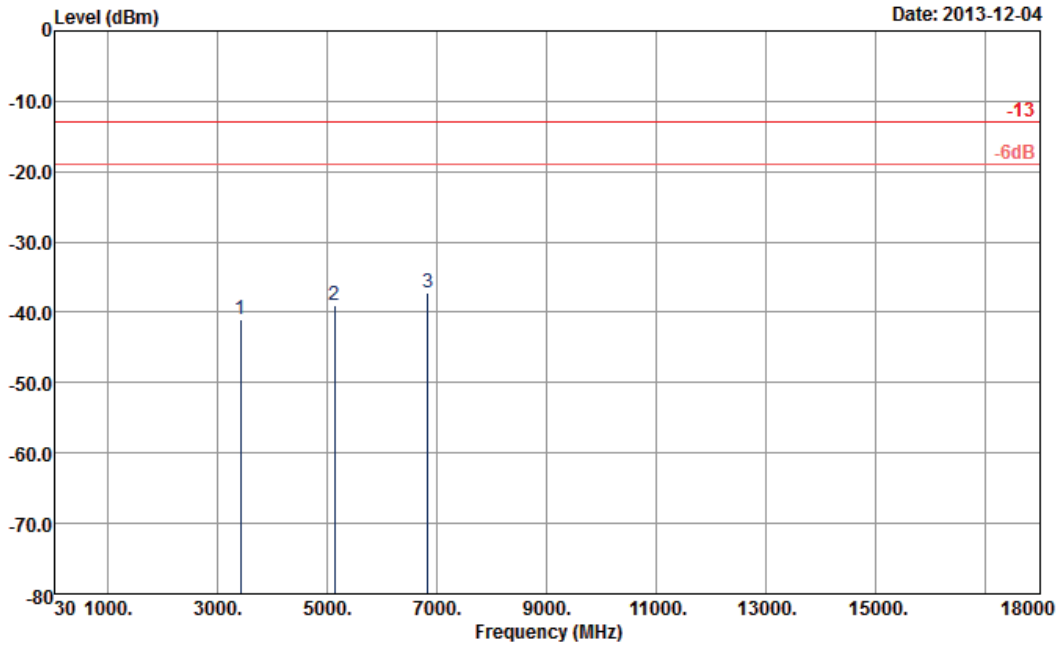

Site : 03CH07-HY
Condition : -13 HF-EIRP(080306) VERTICAL

Frequency (MHz)	EIRP (dBm)	Limit (dBm)	Over Limit (dB)	SPA Reading (dBm)	S.G. Power (dBm)	TX Cable loss (dB)	TX Antenna Gain (dBi)	Polarization (H/V)	Result
3420	-40.92	-13	-27.92	-56.72	-44.7	4.62	8.40	V	Pass
5130	-39.07	-13	-26.07	-57.581	-43.7	5.45	10.08	V	Pass
6840	-37.26	-13	-24.26	-62.31	-42.5	6.18	11.42	V	Pass

Band :	LTE Band 7	**Temperature :**	21~23°C
Test Mode :	5MHz QPSK RB Size 1 Offset 0	**Relative Humidity :**	47~49%
Test Engineer :	Eric Shih	**Polarization :**	Horizontal
Remark :	1. Spurious emissions within 30-1000MHz were found more than 20dB below limit line. 2. The harmonic (6th, 7th, 8th,…etc.) and other spurious are not reported, because those levels are lower than average limit line and background noise.		

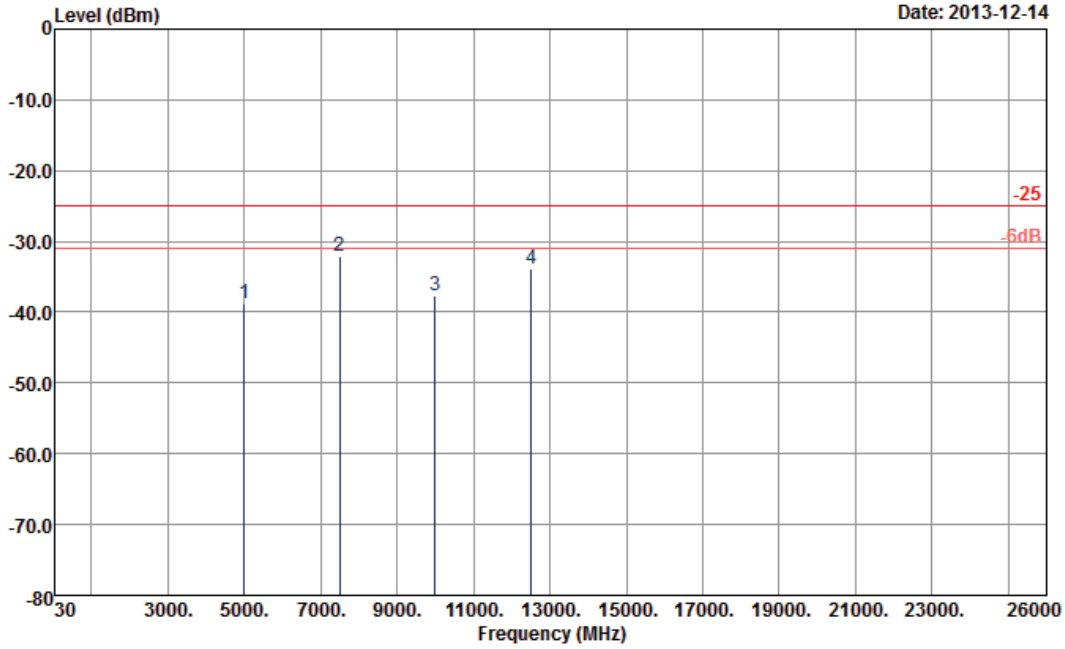

Site : 03CH07-HY
Condition : -25 HF-EIRP(080306) HORIZONTAL

Frequency (MHz)	ERP (dBm)	Limit (dBm)	Over Limit (dB)	SPA Reading (dBm)	S.G. Power (dBm)	TX Cable loss (dB)	TX Antenna Gain (dBi)	Polarization (H/V)	Result
5000	-38.84	-25	-13.84	-56.68	-42.4	6.78	10.34	H	Pass
7500	-32.06	-25	-7.06	-59.58	-35.1	9.22	12.26	H	Pass
10000	-37.76	-25	-12.76	-66.58	-42.1	8.51	12.85	H	Pass
12500	-33.80	-25	-8.80	-66.04	-38.2	8.84	13.24	H	Pass

Band :	LTE Band 7	**Temperature :**	21~23°C
Test Mode :	5MHz QPSK RB Size 1 Offset 0	**Relative Humidity :**	47~49%
Test Engineer :	Eric Shih	**Polarization :**	Vertical
Remark :	1. Spurious emissions within 30-1000MHz were found more than 20dB below limit line. 2. The harmonic (6th, 7th, 8th,…etc.) and other spurious are not reported, because those levels are lower than average limit line and background noise.		

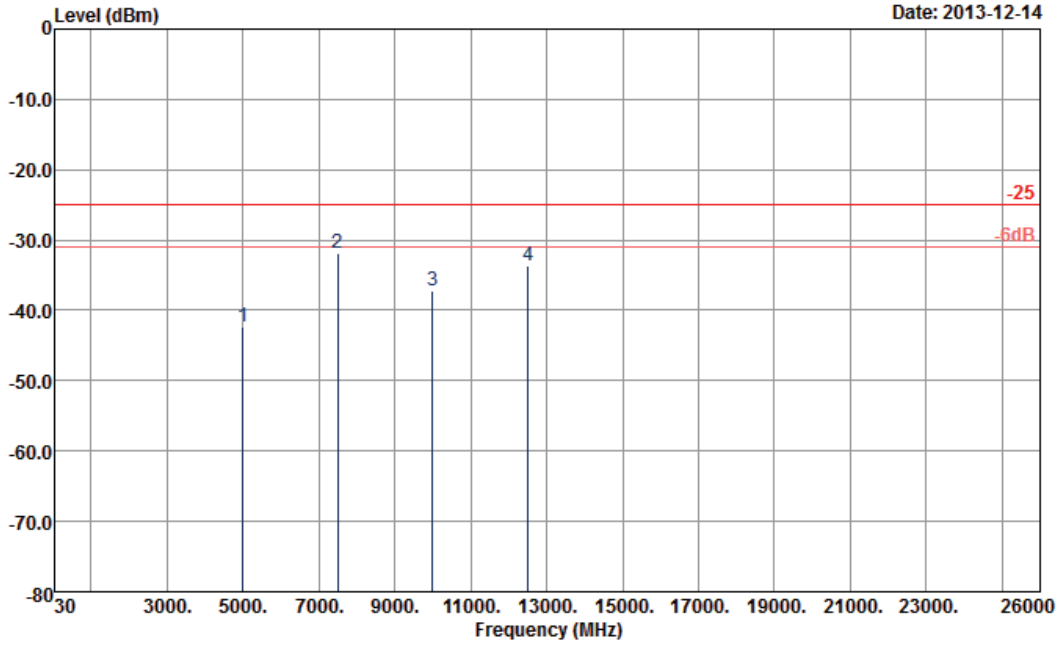

Site : 03CH07-HY
Condition : -25 HF-EIRP(080306) VERTICAL

Frequency (MHz)	ERP (dBm)	Limit (dBm)	Over Limit (dB)	SPA Reading (dBm)	S.G. Power (dBm)	TX Cable loss (dB)	TX Antenna Gain (dBi)	Polarization (H/V)	Result
5000	-42.24	-25	-17.24	-60.3	-45.8	6.78	10.34	V	Pass
7500	-31.96	-25	-6.96	-59	-35	9.22	12.26	V	Pass
10000	-37.16	-25	-12.16	-65.29	-41.5	8.51	12.85	V	Pass
12500	-33.70	-25	-8.70	-64.51	-38.1	8.84	13.24	V	Pass

Band :	LTE Band 7	**Temperature :**	21~23°C
Test Mode :	10MHz QPSK RB Size 1 Offset 49	**Relative Humidity :**	47~49%
Test Engineer :	Eric Shih	**Polarization :**	Horizontal
Remark :	1. Spurious emissions within 30-1000MHz were found more than 20dB below limit line. 2. The harmonic (6th, 7th, 8th,…etc.) and other spurious are not reported, because those levels are lower than average limit line and background noise.		

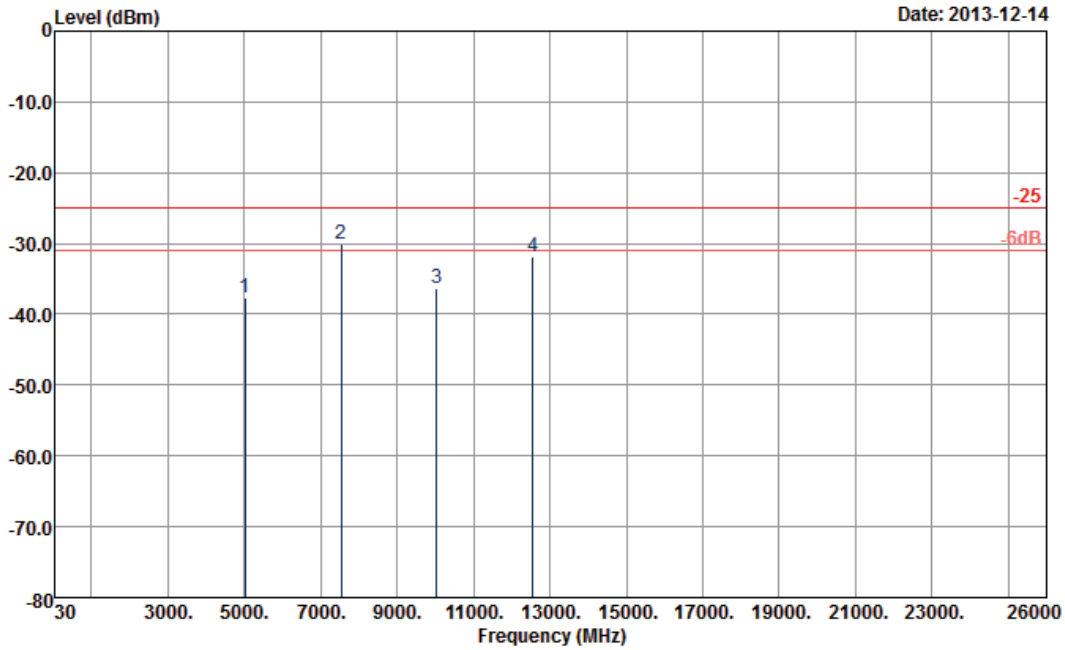

Site : 03CH07-HY
Condition : -25 HF-EIRP(080306) HORIZONTAL

Frequency (MHz)	ERP (dBm)	Limit (dBm)	Over Limit (dB)	SPA Reading (dBm)	S.G. Power (dBm)	TX Cable loss (dB)	TX Antenna Gain (dBi)	Polarization (H/V)	Result
5016	-37.66	-25	-12.66	-56.25	-41.2	6.81	10.35	H	Pass
7530	-30.12	-25	-5.12	-57.23	-33.1	9.26	12.24	H	Pass
10038	-36.31	-25	-11.31	-65.07	-40.6	8.54	12.83	H	Pass
12546	-31.80	-25	-6.80	-65.29	-36.2	8.87	13.27	H	Pass

Band :	LTE Band 7	**Temperature :**	21~23°C
Test Mode :	10MHz QPSK RB Size 1 Offset 49	**Relative Humidity :**	47~49%
Test Engineer :	Eric Shih	**Polarization :**	Vertical
Remark :	1. Spurious emissions within 30-1000MHz were found more than 20dB below limit line. 2. The harmonic (6th, 7th, 8th,…etc.) and other spurious are not reported, because those levels are lower than average limit line and background noise.		

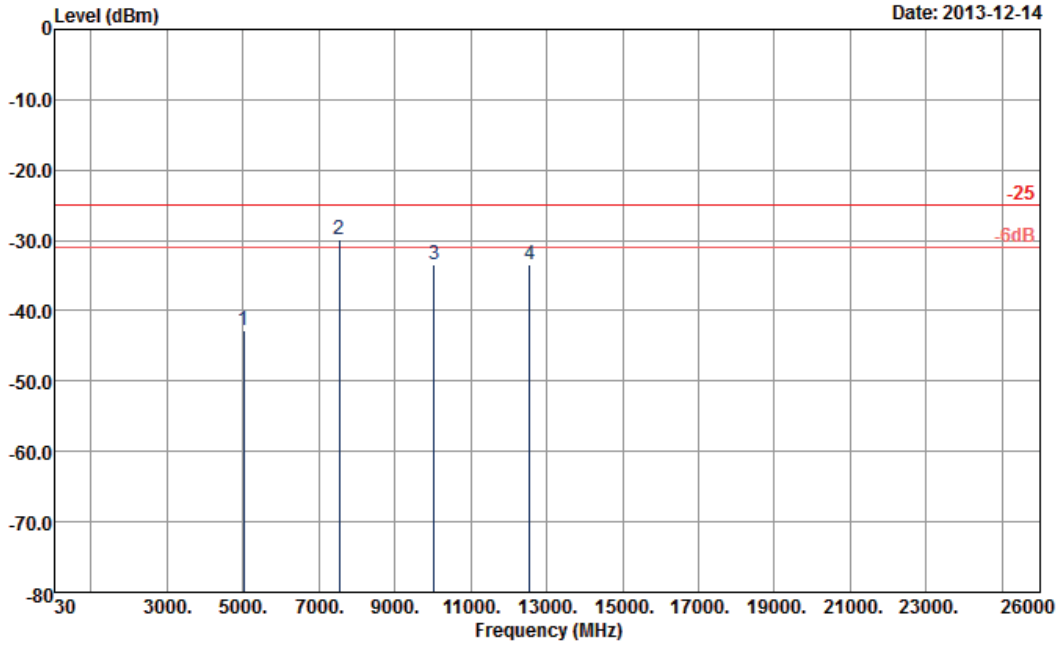

Site : 03CH07-HY
Condition : -25 HF-EIRP(080306) VERTICAL

Frequency (MHz)	ERP (dBm)	Limit (dBm)	Over Limit (dB)	SPA Reading (dBm)	S.G. Power (dBm)	TX Cable loss (dB)	TX Antenna Gain (dBi)	Polarization (H/V)	Result
5016	-42.76	-25	-17.76	-60.99	-46.3	6.81	10.35	V	Pass
7530	-29.82	-25	-4.82	-57.05	-32.8	9.26	12.24	V	Pass
10038	-33.51	-25	-8.51	-61.18	-37.8	8.54	12.83	V	Pass
12546	-33.50	-25	-8.50	-64.65	-37.9	8.87	13.27	V	Pass

Band :	LTE Band 7	**Temperature :**	21~23°C
Test Mode :	15MHz QPSK RB Size 1 Offset 74	**Relative Humidity :**	47~49%
Test Engineer :	Eric Shih	**Polarization :**	Horizontal
Remark :	1. Spurious emissions within 30-1000MHz were found more than 20dB below limit line. 2. The harmonic (6th, 7th, 8th,…etc.) and other spurious are not reported, because those levels are lower than average limit line and background noise.		

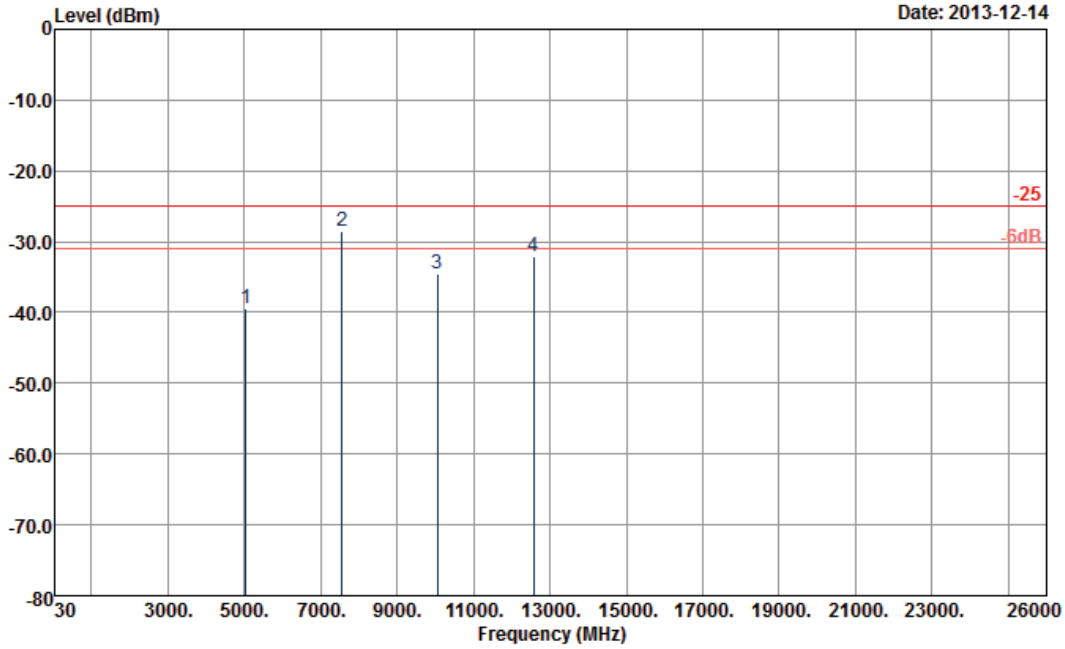

Site : 03CH07-HY
Condition : -25 HF-EIRP(080306) HORIZONTAL

Frequency (MHz)	ERP (dBm)	Limit (dBm)	Over Limit (dB)	SPA Reading (dBm)	S.G. Power (dBm)	TX Cable loss (dB)	TX Antenna Gain (dBi)	Polarization (H/V)	Result
5030	-39.55	-25	-14.55	-57.57	-43.1	6.82	10.37	H	Pass
7545	-28.51	-25	-3.51	-55.52	-31.5	9.27	12.26	H	Pass
10060	-34.47	-25	-9.47	-63.51	-38.8	8.55	12.88	H	Pass
12575	-32.20	-25	-7.20	-65.12	-36.6	8.86	13.26	H	Pass

Band :	LTE Band 7	**Temperature :**	21~23°C
Test Mode :	15MHz QPSK RB Size 1 Offset 74	**Relative Humidity :**	47~49%
Test Engineer :	Eric Shih	**Polarization :**	Vertical
Remark :	1. Spurious emissions within 30-1000MHz were found more than 20dB below limit line. 2. The harmonic (6th, 7th, 8th,…etc.) and other spurious are not reported, because those levels are lower than average limit line and background noise.		

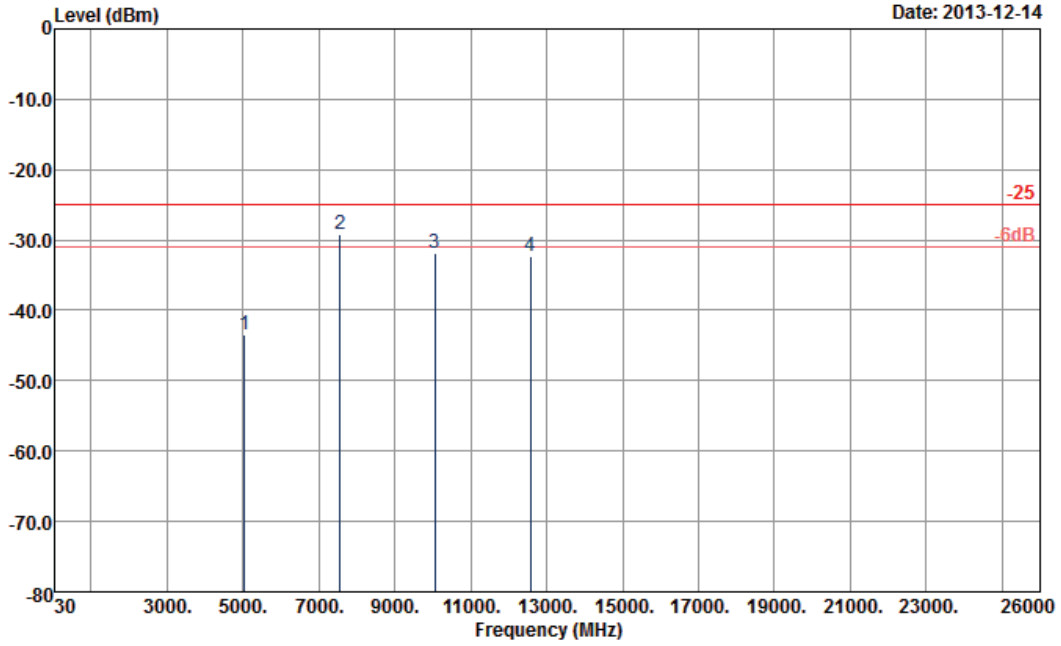

Site : 03CH07-HY
Condition : -25 HF-EIRP(080306) VERTICAL

Frequency (MHz)	ERP (dBm)	Limit (dBm)	Over Limit (dB)	SPA Reading (dBm)	S.G. Power (dBm)	TX Cable loss (dB)	TX Antenna Gain (dBi)	Polarization (H/V)	Result
5030	-43.35	-25	-18.35	-61.9	-46.9	6.82	10.37	V	Pass
7545	-29.11	-25	-4.11	-56.27	-32.1	9.27	12.26	V	Pass
10060	-31.97	-25	-6.97	-59.98	-36.3	8.55	12.88	V	Pass
12575	-32.40	-25	-7.40	-63.62	-36.8	8.86	13.26	V	Pass

Band :	LTE Band 7	**Temperature :**	21~23°C
Test Mode :	20MHz QPSK RB Size 1 Offset 0	**Relative Humidity :**	47~49%
Test Engineer :	Eric Shih	**Polarization :**	Horizontal
Remark :	1. Spurious emissions within 30-1000MHz were found more than 20dB below limit line. 2. The harmonic (6th, 7th, 8th,…etc.) and other spurious are not reported, because those levels are lower than average limit line and background noise.		

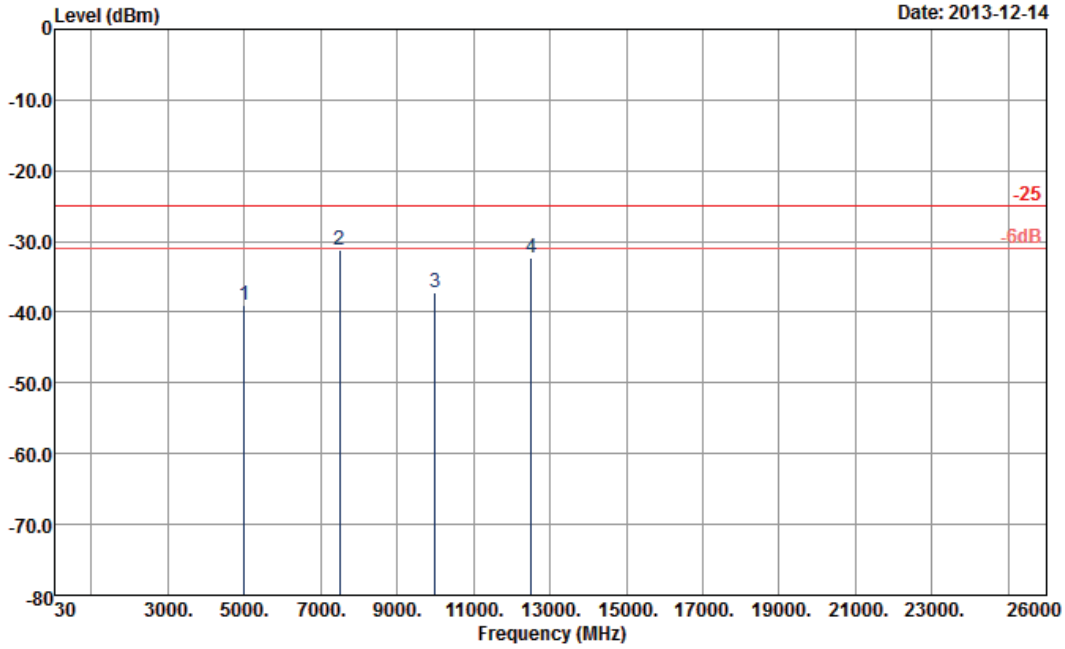

Site : 03CH07-HY
Condition : -25 HF-EIRP(080306) HORIZONTAL

Frequency (MHz)	ERP (dBm)	Limit (dBm)	Over Limit (dB)	SPA Reading (dBm)	S.G. Power (dBm)	TX Cable loss (dB)	TX Antenna Gain (dBi)	Polarization (H/V)	Result
5000	-38.95	-25	-13.95	-56.93	-42.5	6.83	10.38	H	Pass
7500	-31.13	-25	-6.13	-58.99	-34.1	9.28	12.25	H	Pass
10000	-37.15	-25	-12.15	-65.97	-41.5	8.54	12.89	H	Pass
12500	-32.35	-25	-7.35	-65.13	-36.7	8.89	13.24	H	Pass

Band :	LTE Band 7	**Temperature :**	21~23°C
Test Mode :	20MHz QPSK RB Size 1 Offset 0	**Relative Humidity :**	47~49%
Test Engineer :	Eric Shih	**Polarization :**	Vertical
Remark :	1. Spurious emissions within 30-1000MHz were found more than 20dB below limit line. 2. The harmonic (6th, 7th, 8th,…etc.) and other spurious are not reported, because those levels are lower than average limit line and background noise.		

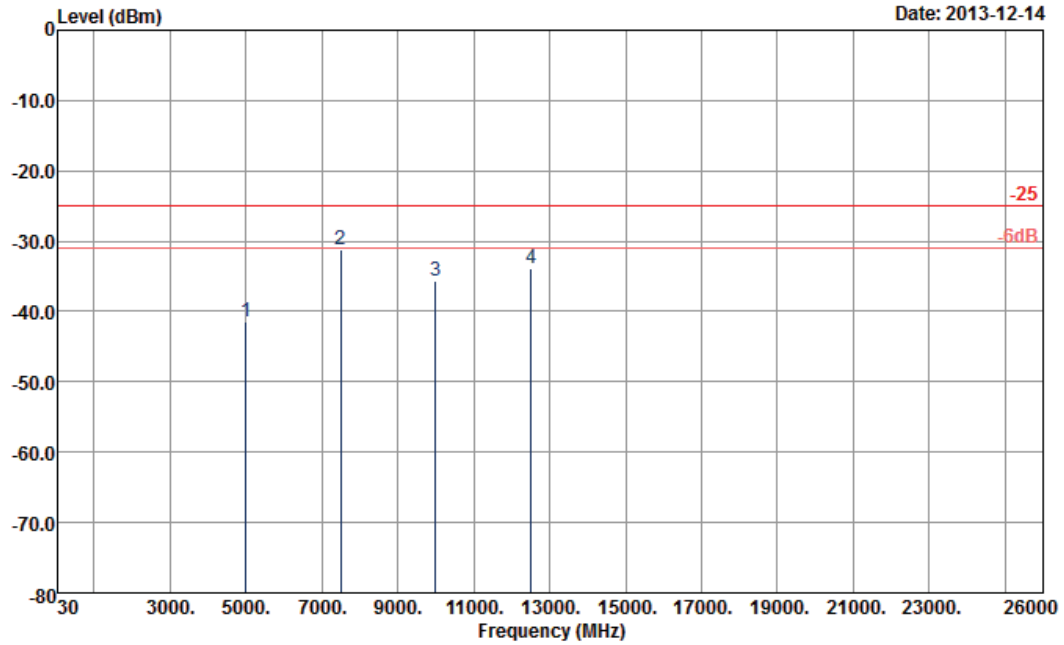

Site : 03CH07-HY
Condition : -25 HF-EIRP(080306) VERTICAL

Frequency (MHz)	ERP (dBm)	Limit (dBm)	Over Limit (dB)	SPA Reading (dBm)	S.G. Power (dBm)	TX Cable loss (dB)	TX Antenna Gain (dBi)	Polarization (H/V)	Result
5000	-41.55	-25	-16.55	-59.94	-45.1	6.83	10.38	V	Pass
7500	-31.23	-25	-6.23	-58.91	-34.2	9.28	12.25	V	Pass
10000	-35.55	-25	-10.55	-63.41	-39.9	8.54	12.89	V	Pass
12500	-33.85	-25	-8.85	-64.56	-38.2	8.89	13.24	V	Pass

Band :	LTE Band 17	**Temperature :**	21~23°C
Test Mode :	5MHz QPSK RB Size 1 Offset 0	**Relative Humidity :**	47~49%
Test Engineer :	Eric Shih	**Polarization :**	Horizontal
Remark :	1. Spurious emissions within 30-1000MHz were found more than 20dB below limit line. 2. The harmonic (6th, 7th, 8th,…etc.) and other spurious are not reported, because those levels are lower than average limit line and background noise.		

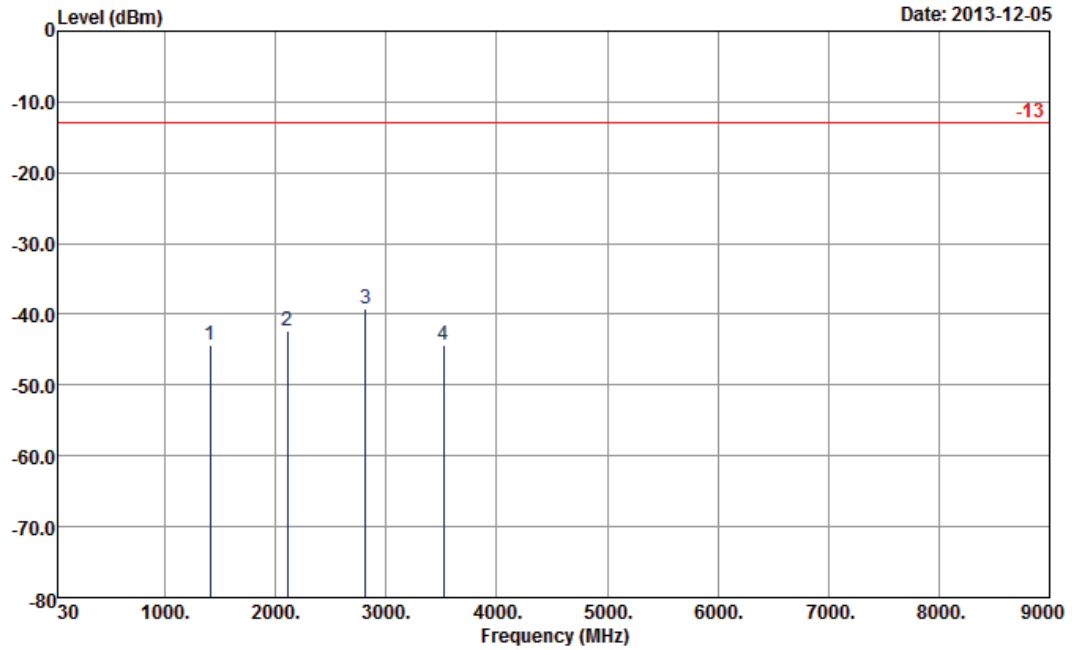

Site : 03CH07-HY
Condition : -13 HF-EIRP(080306) HORIZONTAL

Frequency (MHz)	ERP (dBm)	Limit (dBm)	Over Limit (dB)	SPA Reading (dBm)	S.G. Power (dBm)	TX Cable loss (dB)	TX Antenna Gain (dBi)	Polarization (H/V)	Result
1408	-44.41	-13	-31.41	-52.64	-48.5	1.51	5.60	H	Pass
2112	-42.42	-13	-29.42	-53.97	-46.6	1.82	6.00	H	Pass
2816	-39.12	-13	-26.12	-53.16	-43.9	2.2	6.98	H	Pass
3520	-44.38	-13	-31.38	-59.34	-50.2	2.42	8.24	H	Pass

Band :	LTE Band 17	**Temperature :**	21~23°C
Test Mode :	5MHz QPSK RB Size 1 Offset 0	**Relative Humidity :**	47~49%
Test Engineer :	Eric Shih	**Polarization :**	Vertical
Remark :	1. Spurious emissions within 30-1000MHz were found more than 20dB below limit line. 2. The harmonic (6th, 7th, 8th,…etc.) and other spurious are not reported, because those levels are lower than average limit line and background noise.		

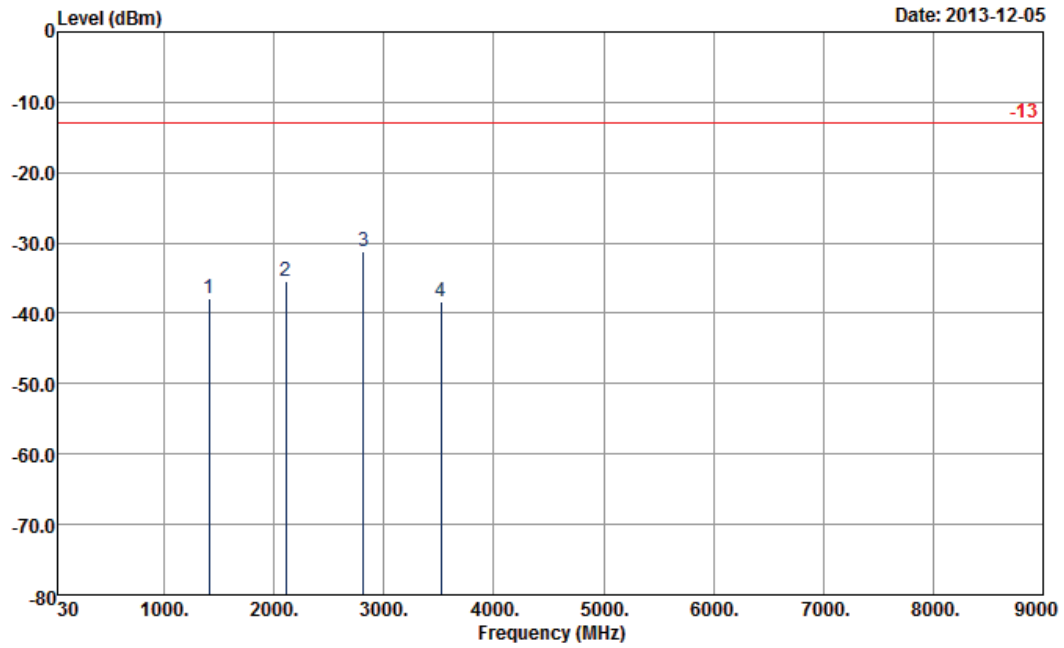

Frequency (MHz)	ERP (dBm)	Limit (dBm)	Over Limit (dB)	SPA Reading (dBm)	S.G. Power (dBm)	TX Cable loss (dB)	TX Antenna Gain (dBi)	Polarization (H/V)	Result
1408	-37.81	-13	-24.81	-48.35	-41.9	1.51	5.60	V	Pass
2112	-35.42	-13	-22.42	-48.6	-39.6	1.82	6.00	V	Pass
2816	-31.12	-13	-18.12	-46.76	-35.9	2.2	6.98	V	Pass
3520	-38.38	-13	-25.38	-54.33	-44.2	2.42	8.24	V	Pass

Band :	LTE Band 17	**Temperature :**	21~23°C
Test Mode :	10MHz QPSK RB Size 1 Offset 0	**Relative Humidity :**	47~49%
Test Engineer :	Eric Shih	**Polarization :**	Horizontal
Remark :	1. Spurious emissions within 30-1000MHz were found more than 20dB below limit line. 2. The harmonic (6th, 7th, 8th,…etc.) and other spurious are not reported, because those levels are lower than average limit line and background noise.		

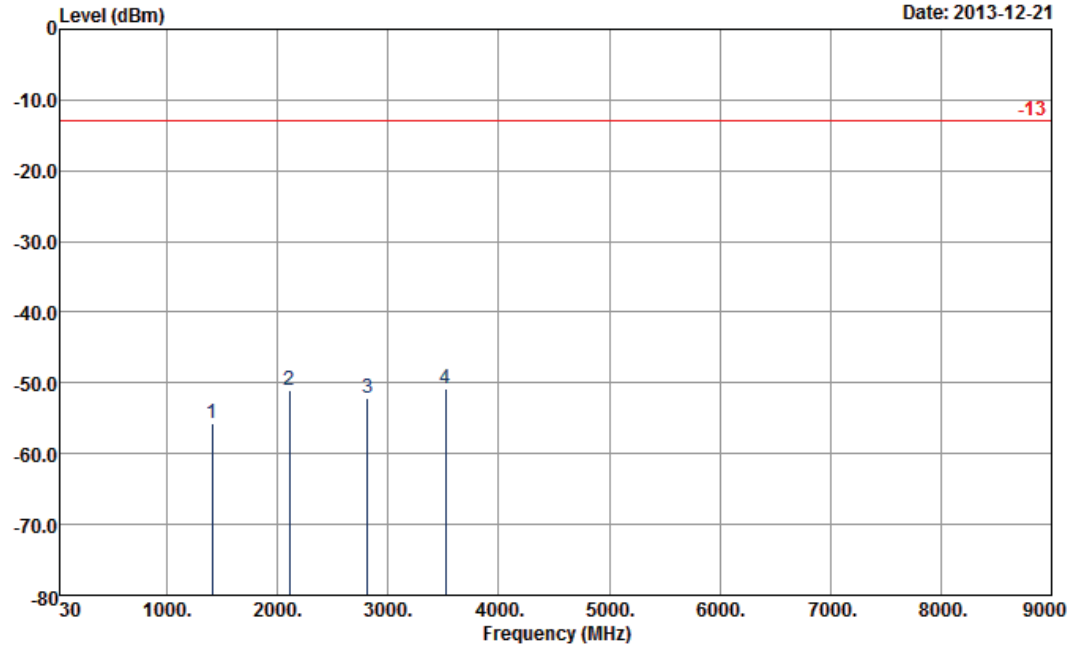

Frequency (MHz)	ERP (dBm)	Limit (dBm)	Over Limit (dB)	SPA Reading (dBm)	S.G. Power (dBm)	TX Cable loss (dB)	TX Antenna Gain (dBi)	Polarization (H/V)	Result
1408	-55.69	-13	-42.69	-63.72	-59.78	1.52	5.61	H	Pass
2112	-50.93	-13	-37.93	-62.04	-55.12	1.83	6.02	H	Pass
2816	-52.24	-13	-39.24	-65.68	-57.01	2.24	7.01	H	Pass
3520	-50.90	-13	-37.90	-65.33	-56.61	2.5	8.21	H	Pass

Band :	LTE Band 17	**Temperature :**	21~23°C
Test Mode :	10MHz QPSK RB Size 1 Offset 0	**Relative Humidity :**	47~49%
Test Engineer :	Eric Shih	**Polarization :**	Vertical
Remark :	1. Spurious emissions within 30-1000MHz were found more than 20dB below limit line. 2. The harmonic (6th, 7th, 8th,…etc.) and other spurious are not reported, because those levels are lower than average limit line and background noise.		

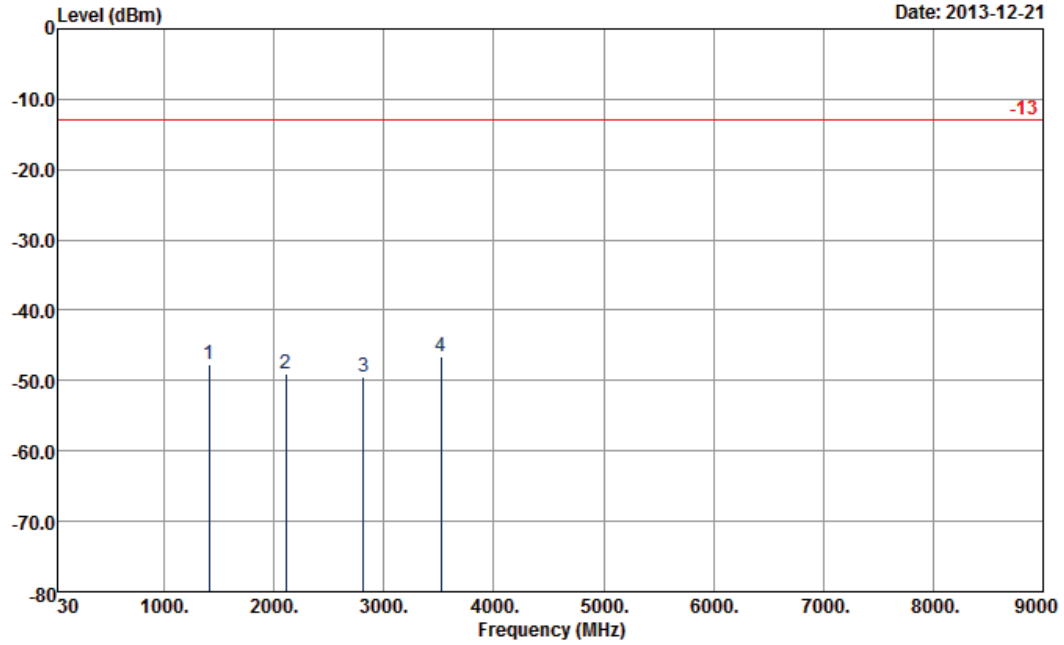

Site : 03CH07-HY
Condition : -13 HF-EIRP(080306) VERTICAL

Frequency (MHz)	ERP (dBm)	Limit (dBm)	Over Limit (dB)	SPA Reading (dBm)	S.G. Power (dBm)	TX Cable loss (dB)	TX Antenna Gain (dBi)	Polarization (H/V)	Result
1408	-47.64	-13	-34.64	-58.04	-51.74	1.51	5.61	V	Pass
2112	-48.93	-13	-35.93	-61.88	-53.13	1.82	6.02	V	Pass
2816	-49.41	-13	-36.41	-64.34	-54.22	2.2	7.01	V	Pass
3520	-46.57	-13	-33.57	-62.15	-52.36	2.42	8.21	V	Pass

<Middle Channel>

Band :	LTE Band 2	**Temperature :**	21~23°C
Test Mode :	1.4MHz QPSK RB Size 1 Offset 5	**Relative Humidity :**	47~49%
Test Engineer :	Eric Shih	**Polarization :**	Horizontal
Remark :	1. Spurious emissions within 30-1000MHz were found more than 20dB below limit line. 2. The harmonic (6th, 7th, 8th,…etc.) and other spurious are not reported, because those levels are lower than average limit line and background noise.		

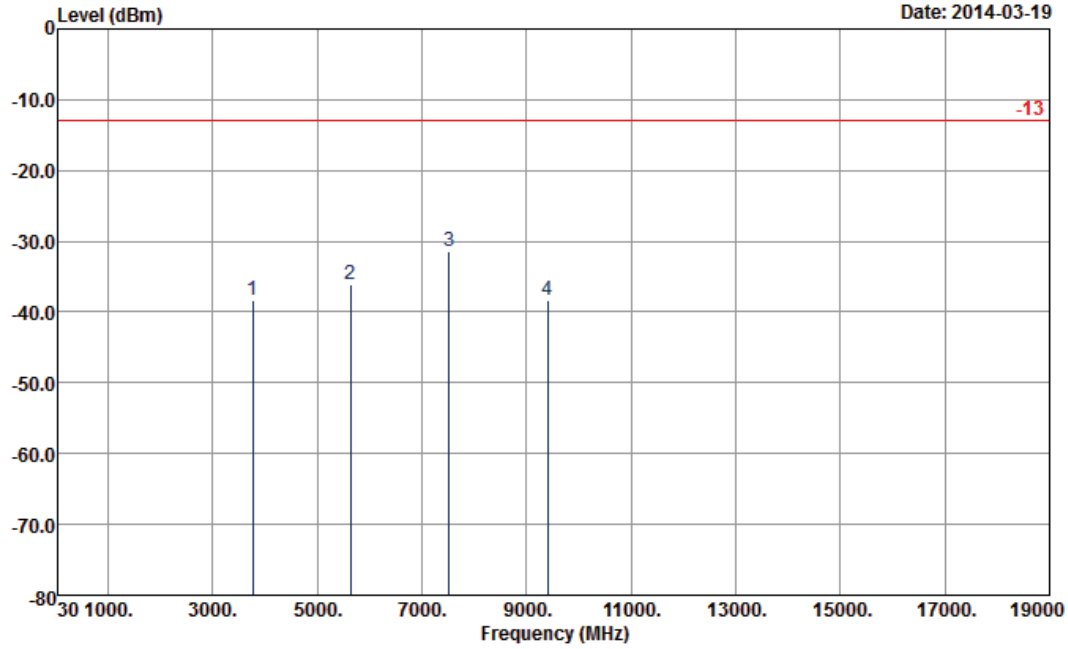

Site : 03CH07-HY
Condition : -13 HF-EIRP(080306) HORIZONTAL

Frequency (MHz)	EIRP (dBm)	Limit (dBm)	Over Limit (dB)	SPA Reading (dBm)	S.G. Power (dBm)	TX Cable loss (dB)	TX Antenna Gain (dBi)	Polarization (H/V)	Result
3756	-38.42	-13	-25.42	-53.86	-44.72	2.51	8.81	H	Pass
5639	-36.17	-13	-23.17	-56.85	-43.88	2.99	10.70	H	Pass
7515	-31.52	-13	-18.52	-58.92	-40.05	3.59	12.12	H	Pass
9398	-38.33	-13	-25.33	-64.8	-47.43	4.1	13.20	H	Pass

Band :	LTE Band 2	**Temperature :**	21~23°C
Test Mode :	1.4MHz QPSK RB Size 1 Offset 5	**Relative Humidity :**	47~49%
Test Engineer :	Eric Shih	**Polarization :**	Vertical
Remark :	1. Spurious emissions within 30-1000MHz were found more than 20dB below limit line. 2. The harmonic (6th, 7th, 8th,…etc.) and other spurious are not reported, because those levels are lower than average limit line and background noise.		

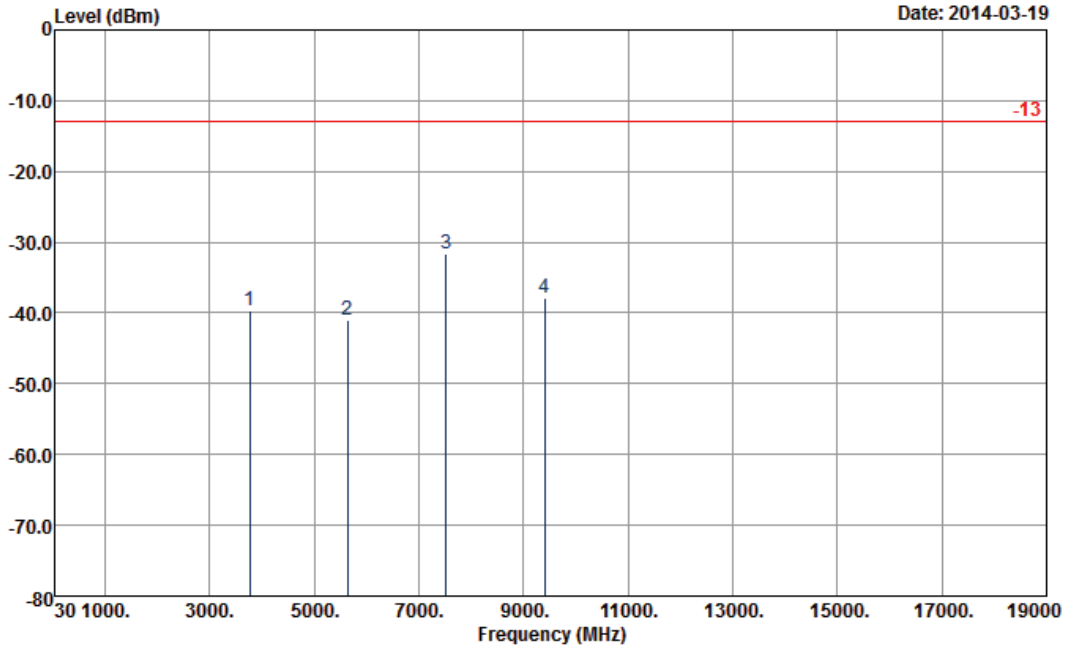

Site : 03CH07-HY
Condition : -13 HF-EIRP(080306) VERTICAL

Frequency (MHz)	EIRP (dBm)	Limit (dBm)	Over Limit (dB)	SPA Reading (dBm)	S.G. Power (dBm)	TX Cable loss (dB)	TX Antenna Gain (dBi)	Polarization (H/V)	Result
3756	-39.67	-13	-26.67	-55.79	-45.97	2.51	8.81	V	Pass
5639	-40.95	-13	-27.95	-61.52	-48.66	2.99	10.70	V	Pass
7515	-31.59	-13	-18.59	-58.75	-40.12	3.59	12.12	V	Pass
9398	-37.90	-13	-24.90	-64.23	-47	4.1	13.20	V	Pass

Band :	LTE Band 2	**Temperature :**	21~23°C
Test Mode :	3MHz QPSK RB Size 1 Offset 7	**Relative Humidity :**	47~49%
Test Engineer :	Eric Shih	**Polarization :**	Horizontal
Remark :	1. Spurious emissions within 30-1000MHz were found more than 20dB below limit line. 2. The harmonic (8th, 9th, 10th,…etc.) and other spurious are not reported, because those levels are lower than average limit line and background noise.		

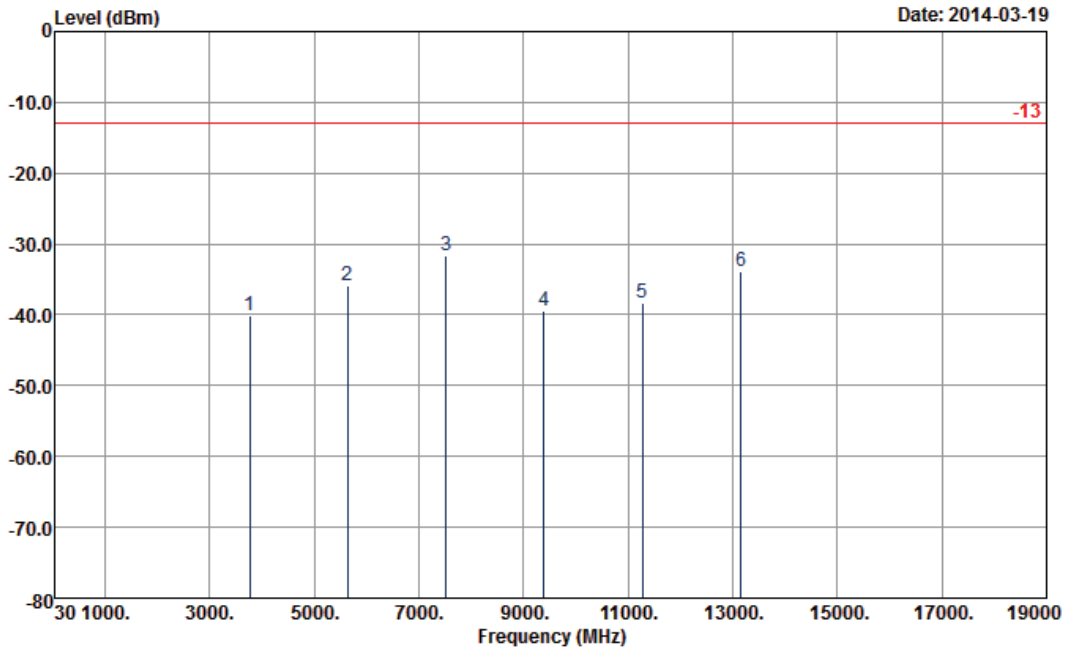

Site : 03CH07-HY
Condition : -13 HF-EIRP(080306) HORIZONTAL

Frequency (MHz)	EIRP (dBm)	Limit (dBm)	Over Limit (dB)	SPA Reading (dBm)	S.G. Power (dBm)	TX Cable loss (dB)	TX Antenna Gain (dBi)	Polarization (H/V)	Result
3756	-40.12	-13	-27.12	-55.48	-46.42	2.51	8.81	H	Pass
5639	-35.82	-13	-22.82	-56.69	-43.53	2.99	10.70	H	Pass
7515	-31.60	-13	-18.60	-59.06	-40.13	3.59	12.12	H	Pass
9391	-39.48	-13	-26.48	-65.87	-48.58	4.1	13.20	H	Pass
11269	-38.28	-13	-25.28	-67.66	-47.32	4.27	13.31	H	Pass
13150	-33.91	-13	-20.91	-67.36	-43.43	4.27	13.79	H	Pass

Band :	LTE Band 2	**Temperature :**	21~23°C
Test Mode :	3MHz QPSK RB Size 1 Offset 7	**Relative Humidity :**	47~49%
Test Engineer :	Eric Shih	**Polarization :**	Vertical
Remark :	1. Spurious emissions within 30-1000MHz were found more than 20dB below limit line. 2. The harmonic (7th, 8th, 9th,…etc.) and other spurious are not reported, because those levels are lower than average limit line and background noise.		

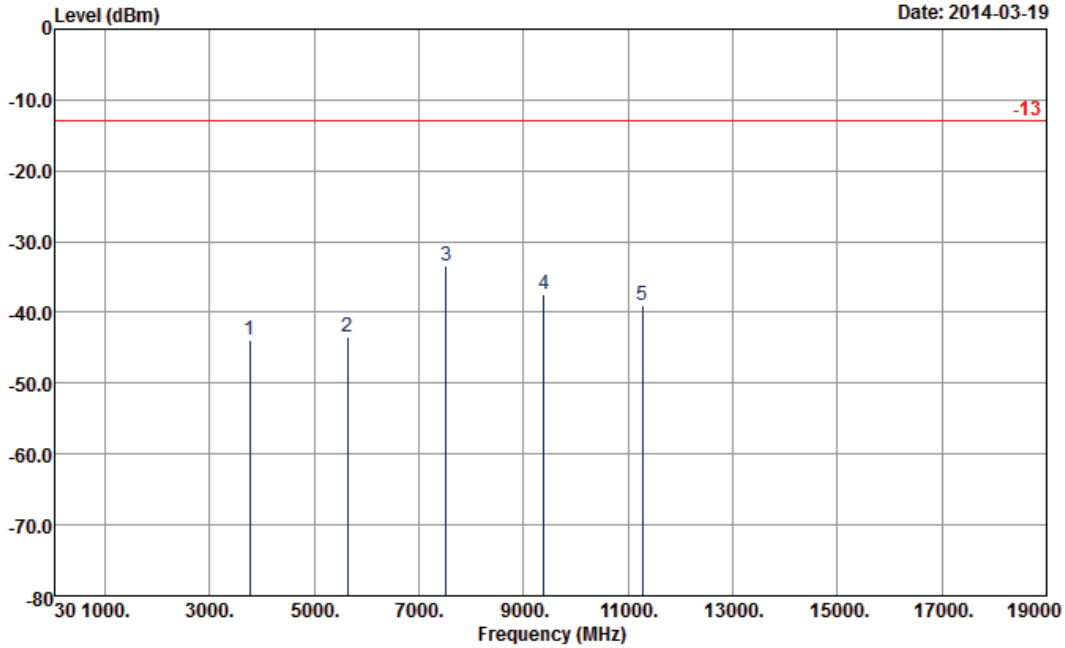

Site : 03CH07-HY
Condition : -13 HF-EIRP(080306) VERTICAL

Frequency (MHz)	EIRP (dBm)	Limit (dBm)	Over Limit (dB)	SPA Reading (dBm)	S.G. Power (dBm)	TX Cable loss (dB)	TX Antenna Gain (dBi)	Polarization (H/V)	Result
3756	-43.97	-13	-30.97	-60.27	-50.27	2.51	8.81	V	Pass
5639	-43.51	-13	-30.51	-64.08	-51.22	2.99	10.70	V	Pass
7515	-33.48	-13	-20.48	-60.67	-42.01	3.59	12.12	V	Pass
9391	-37.33	-13	-24.33	-63.68	-46.43	4.1	13.20	V	Pass
11269	-39.08	-13	-26.08	-67.43	-48.12	4.27	13.31	V	Pass

Band :	LTE Band 2	**Temperature :**	21~23°C
Test Mode :	5MHz QPSK RB Size 1 Offset 12	**Relative Humidity :**	47~49%
Test Engineer :	Eric Shih	**Polarization :**	Horizontal
Remark :	1. Spurious emissions within 30-1000MHz were found more than 20dB below limit line. 2. The harmonic (6th, 7th, 8th,…etc.) and other spurious are not reported, because those levels are lower than average limit line and background noise.		

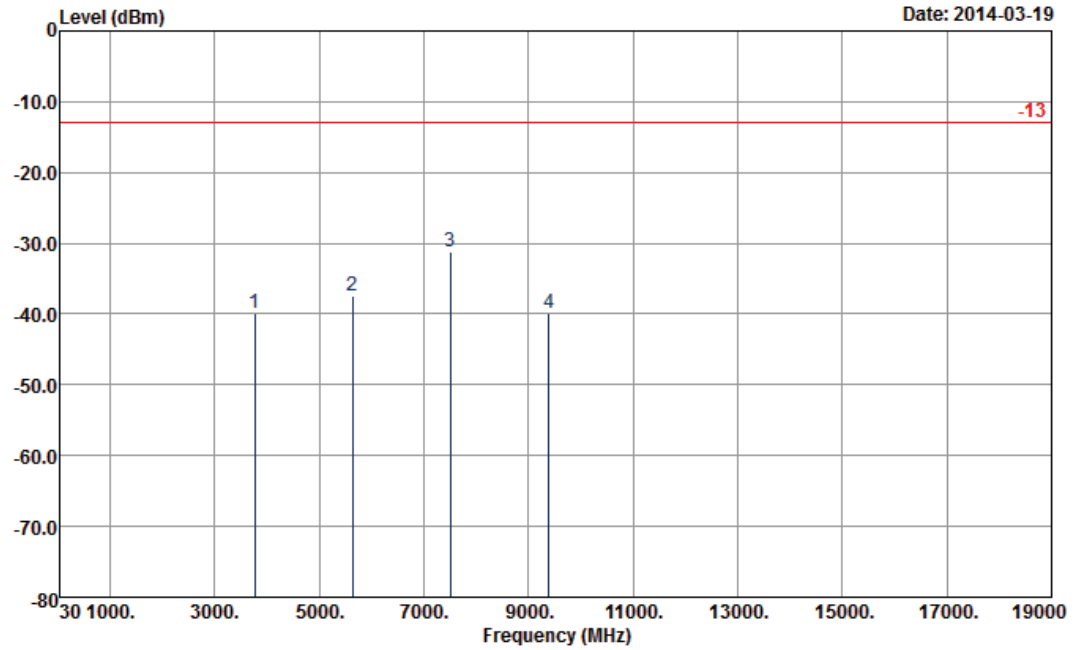

Site : 03CH07-HY
Condition : -13 HF-EIRP(080306) HORIZONTAL

Frequency (MHz)	EIRP (dBm)	Limit (dBm)	Over Limit (dB)	SPA Reading (dBm)	S.G. Power (dBm)	TX Cable loss (dB)	TX Antenna Gain (dBi)	Polarization (H/V)	Result
3756	-39.80	-13	-26.80	-54.95	-46.1	2.51	8.81	H	Pass
5632	-37.49	-13	-24.49	-58.58	-45.2	2.99	10.70	H	Pass
7508	-31.27	-13	-18.27	-58.76	-39.8	3.59	12.12	H	Pass
9391	-39.80	-13	-26.80	-66.17	-48.9	4.1	13.20	H	Pass

Band :	LTE Band 2	**Temperature :**	21~23°C
Test Mode :	5MHz QPSK RB Size 1 Offset 12	**Relative Humidity :**	47~49%
Test Engineer :	Eric Shih	**Polarization :**	Vertical
Remark :	1. Spurious emissions within 30-1000MHz were found more than 20dB below limit line. 2. The harmonic (6th, 7th, 8th,…etc.) and other spurious are not reported, because those levels are lower than average limit line and background noise.		

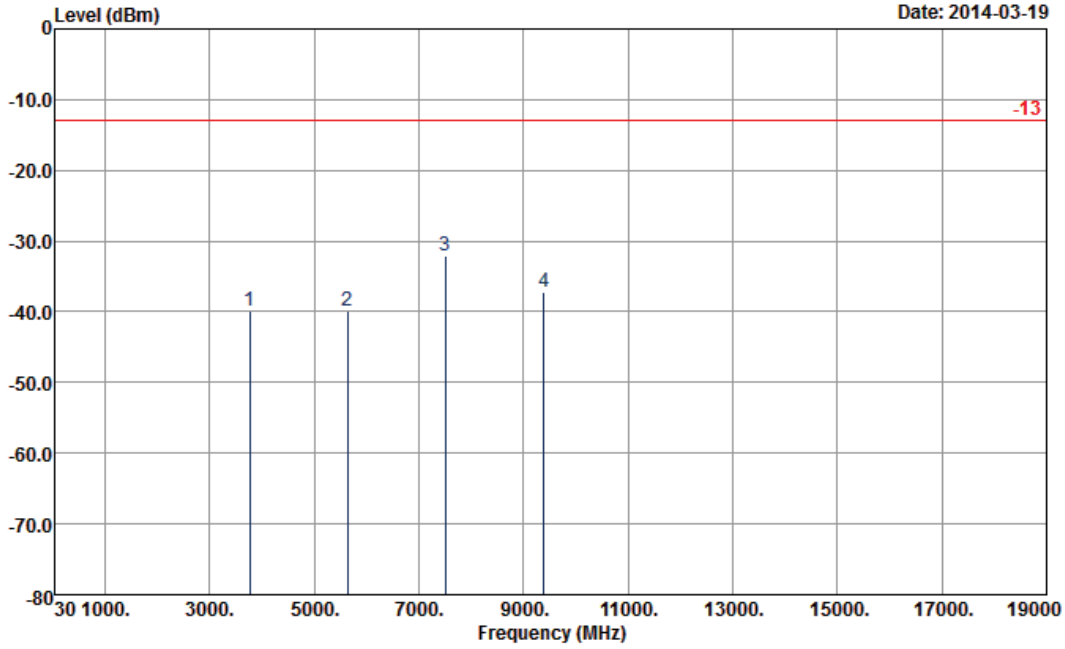

Site : 03CH07-HY
Condition : -13 HF-EIRP(080306) VERTICAL

Frequency (MHz)	EIRP (dBm)	Limit (dBm)	Over Limit (dB)	SPA Reading (dBm)	S.G. Power (dBm)	TX Cable loss (dB)	TX Antenna Gain (dBi)	Polarization (H/V)	Result
3756	-39.80	-13	-26.80	-55.99	-46.1	2.51	8.81	V	Pass
5632	-39.79	-13	-26.79	-60.34	-47.5	2.99	10.70	V	Pass
7508	-32.17	-13	-19.17	-59.29	-40.7	3.59	12.12	V	Pass
9391	-37.20	-13	-24.20	-63.88	-46.3	4.1	13.20	V	Pass

Band :	LTE Band 2	**Temperature :**	21~23°C
Test Mode :	10MHz QPSK RB Size 1 Offset 0	**Relative Humidity :**	47~49%
Test Engineer :	Eric Shih	**Polarization :**	Horizontal
Remark :	1. Spurious emissions within 30-1000MHz were found more than 20dB below limit line. 2. The harmonic (5th, 6th, 7th,…etc.) and other spurious are not reported, because those levels are lower than average limit line and background noise.		

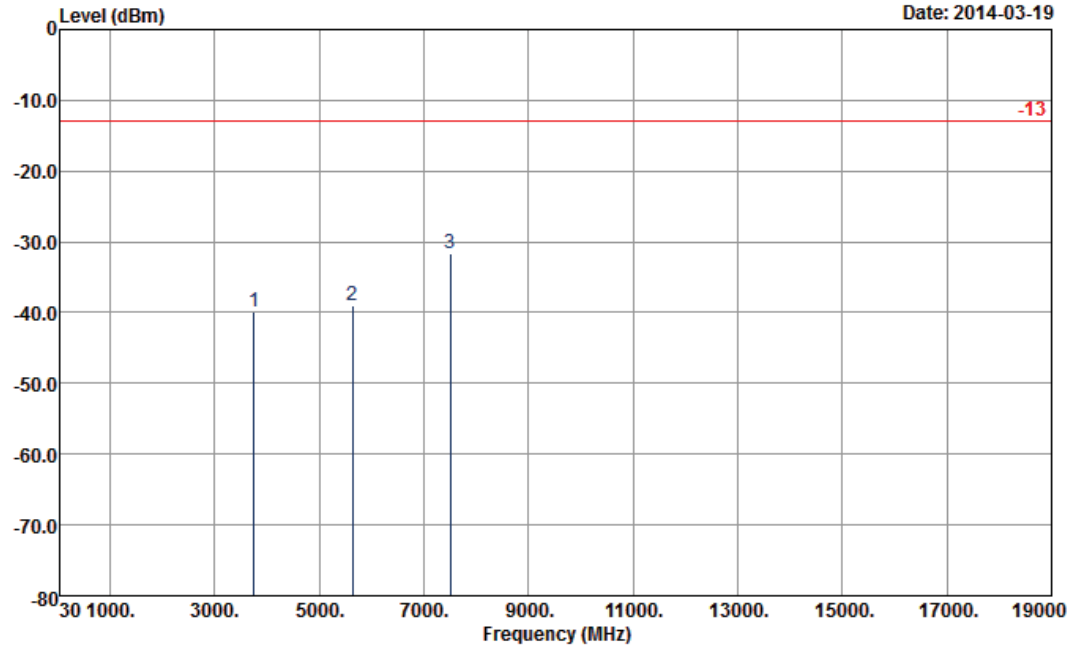

Site : 03CH07-HY
Condition : -13 HF-EIRP(080306) HORIZONTAL

Frequency (MHz)	EIRP (dBm)	Limit (dBm)	Over Limit (dB)	SPA Reading (dBm)	S.G. Power (dBm)	TX Cable loss (dB)	TX Antenna Gain (dBi)	Polarization (H/V)	Result
3749	-39.80	-13	-26.80	-55.3	-46.1	2.51	8.81	H	Pass
5625	-39.09	-13	-26.09	-59.74	-46.8	2.99	10.70	H	Pass
7501	-31.57	-13	-18.57	-59.32	-40.1	3.59	12.12	H	Pass

Band :	LTE Band 2	**Temperature :**	21~23°C
Test Mode :	10MHz QPSK RB Size 1 Offset 0	**Relative Humidity :**	47~49%
Test Engineer :	Eric Shih	**Polarization :**	Vertical
Remark :	1. Spurious emissions within 30-1000MHz were found more than 20dB below limit line. 2. The harmonic (5th, 6th, 7th,…etc.) and other spurious are not reported, because those levels are lower than average limit line and background noise.		

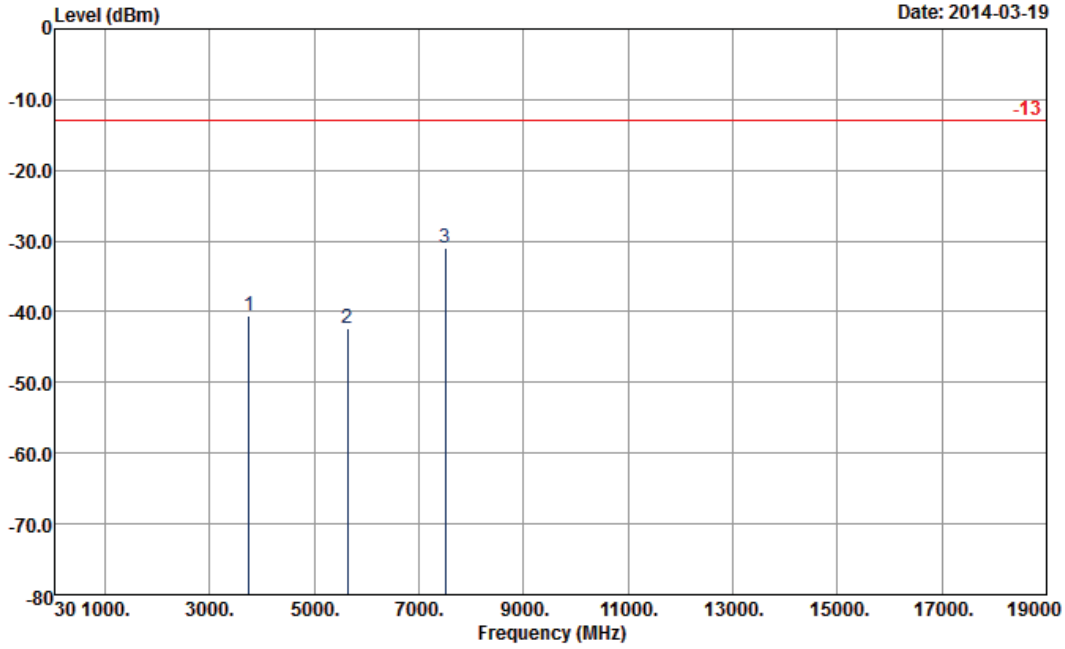

Site : 03CH07-HY
Condition : -13 HF-EIRP(080306) VERTICAL

Frequency (MHz)	EIRP (dBm)	Limit (dBm)	Over Limit (dB)	SPA Reading (dBm)	S.G. Power (dBm)	TX Cable loss (dB)	TX Antenna Gain (dBi)	Polarization (H/V)	Result
3749	-40.50	-13	-27.50	-67.78	-46.8	2.51	8.81	V	Pass
5625	-42.29	-13	-29.29	-61.17	-50	2.99	10.70	V	Pass
7501	-30.87	-13	-17.87	-58.38	-39.4	3.59	12.12	V	Pass

Band :	LTE Band 2	**Temperature :**	21~23°C
Test Mode :	15MHz QPSK RB Size 1 Offset 74	**Relative Humidity :**	47~49%
Test Engineer :	Eric Shih	**Polarization :**	Horizontal
Remark :	1. Spurious emissions within 30-1000MHz were found more than 20dB below limit line. 2. The harmonic (5th, 6th, 7th,…etc.) and other spurious are not reported, because those levels are lower than average limit line and background noise.		

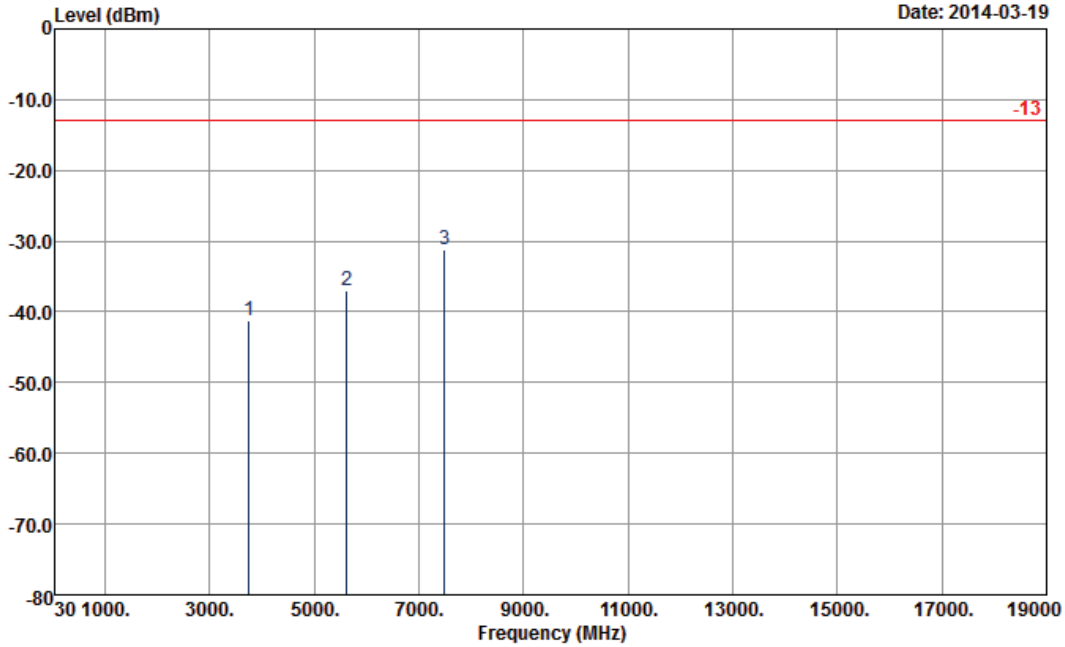

Site : 03CH07-HY
Condition : -13 HF-EIRP(080306) HORIZONTAL

Frequency (MHz)	EIRP (dBm)	Limit (dBm)	Over Limit (dB)	SPA Reading (dBm)	S.G. Power (dBm)	TX Cable loss (dB)	TX Antenna Gain (dBi)	Polarization (H/V)	Result
3742	-41.30	-13	-28.30	-56.59	-47.6	2.51	8.81	H	Pass
5618	-36.99	-13	-23.99	-57.76	-44.7	2.99	10.70	H	Pass
7494	-31.27	-13	-18.27	-58.67	-39.8	3.59	12.12	H	Pass

Band :	LTE Band 2	**Temperature :**	21~23°C
Test Mode :	15MHz QPSK RB Size 1 Offset 74	**Relative Humidity :**	47~49%
Test Engineer :	Eric Shih	**Polarization :**	Vertical
Remark :	1. Spurious emissions within 30-1000MHz were found more than 20dB below limit line. 2. The harmonic (5th, 6th, 7th,…etc.) and other spurious are not reported, because those levels are lower than average limit line and background noise.		

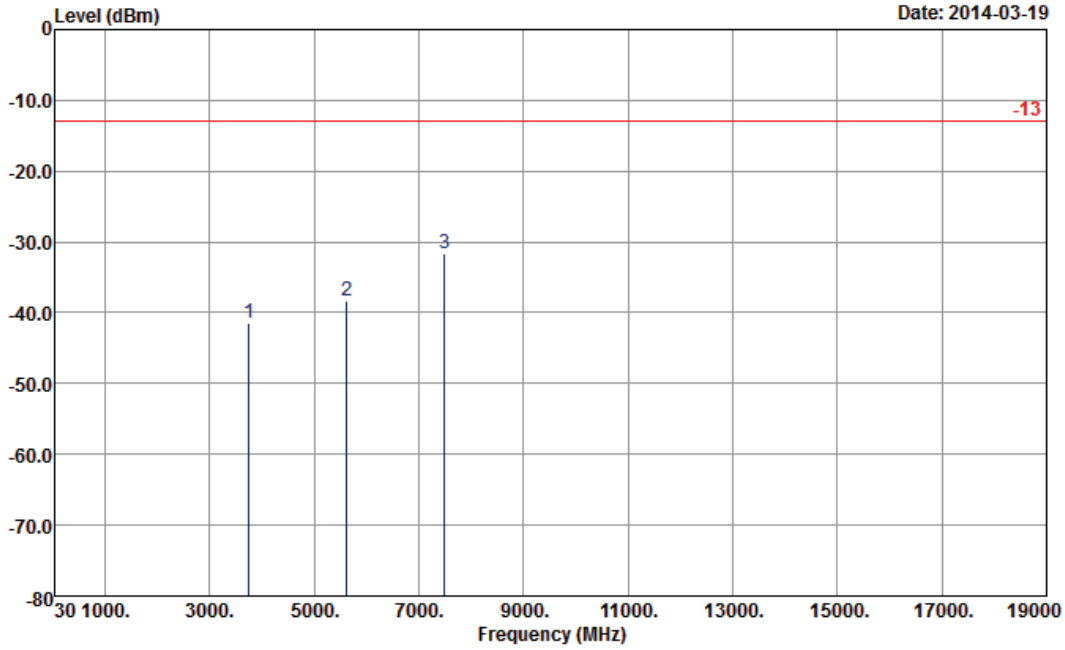

Site : 03CH07-HY
Condition : -13 HF-EIRP(080306) VERTICAL

Frequency (MHz)	EIRP (dBm)	Limit (dBm)	Over Limit (dB)	SPA Reading (dBm)	S.G. Power (dBm)	TX Cable loss (dB)	TX Antenna Gain (dBi)	Polarization (H/V)	Result
3745	-41.50	-13	-28.50	-57.83	-47.8	2.51	8.81	V	Pass
5618	-38.39	-13	-25.39	-59.3	-46.1	2.99	10.70	V	Pass
7494	-31.57	-13	-18.57	-59.13	-40.1	3.59	12.12	V	Pass

Band :	LTE Band 2	**Temperature :**	21~23°C
Test Mode :	20MHz QPSK RB Size 50 Offset 49	**Relative Humidity :**	47~49%
Test Engineer :	Eric Shih	**Polarization :**	Horizontal
Remark :	1. Spurious emissions within 30-1000MHz were found more than 20dB below limit line. 2. The harmonic (6th, 7th, 8th,…etc.) and other spurious are not reported, because those levels are lower than average limit line and background noise.		

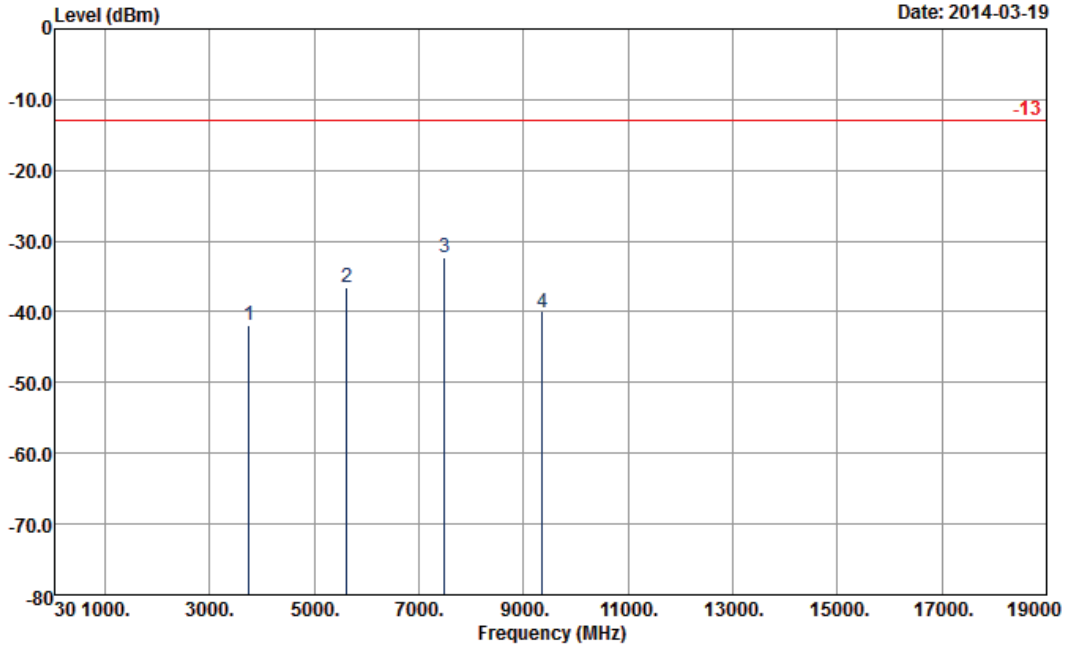

Site : 03CH07-HY
Condition : -13 HF-EIRP(080306) HORIZONTAL

Frequency (MHz)	EIRP (dBm)	Limit (dBm)	Over Limit (dB)	SPA Reading (dBm)	S.G. Power (dBm)	TX Cable loss (dB)	TX Antenna Gain (dBi)	Polarization (H/V)	Result
3740	-41.90	-13	-28.90	-56.92	-48.2	2.51	8.81	H	Pass
5611	-36.49	-13	-23.49	-57.44	-44.2	2.99	10.70	H	Pass
7480	-32.27	-13	-19.27	-60.01	-40.8	3.59	12.12	H	Pass
9356	-40.00	-13	-27.00	-66.42	-49.1	4.1	13.20	H	Pass

Band :	LTE Band 2	**Temperature :**	21~23°C
Test Mode :	20MHz QPSK RB Size 50 Offset 49	**Relative Humidity :**	47~49%
Test Engineer :	Eric Shih	**Polarization :**	Vertical
Remark :	1. Spurious emissions within 30-1000MHz were found more than 20dB below limit line. 2. The harmonic (6th, 7th, 8th,…etc.) and other spurious are not reported, because those levels are lower than average limit line and background noise.		

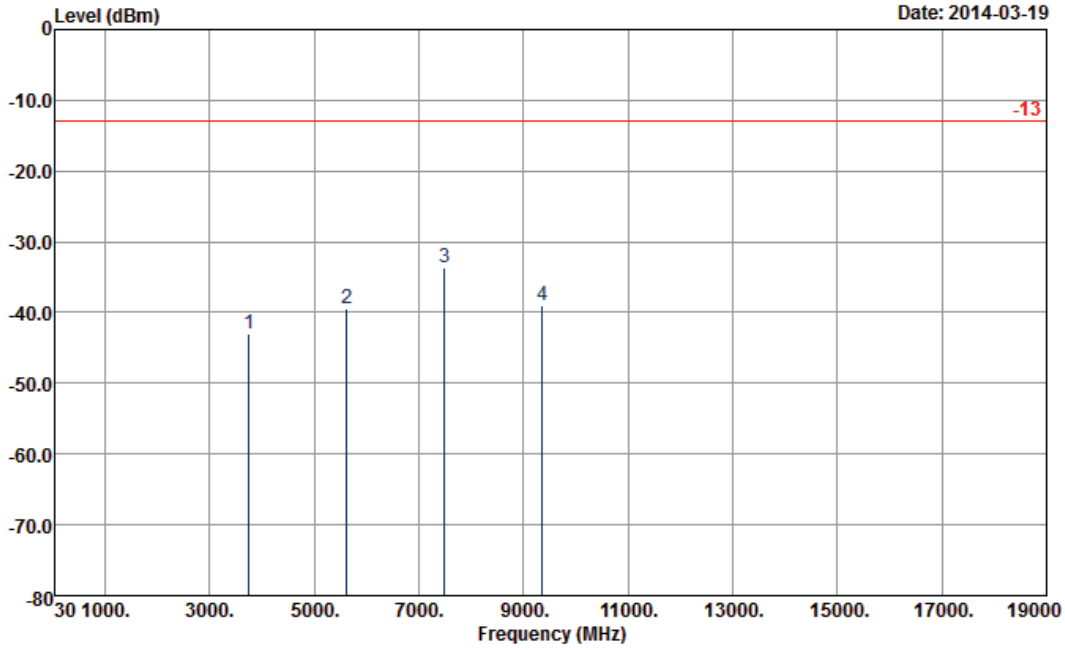

Site : 03CH07-HY
Condition : -13 HF-EIRP(080306) VERTICAL

Frequency (MHz)	EIRP (dBm)	Limit (dBm)	Over Limit (dB)	SPA Reading (dBm)	S.G. Power (dBm)	TX Cable loss (dB)	TX Antenna Gain (dBi)	Polarization (H/V)	Result
3742	-42.90	-13	-29.90	-59.21	-49.2	2.51	8.81	V	Pass
5611	-39.39	-13	-26.39	-59.47	-47.1	2.99	10.70	V	Pass
7480	-33.57	-13	-20.57	-60.8	-42.1	3.59	12.12	V	Pass
9356	-39.10	-13	-26.10	-65.65	-48.2	4.1	13.20	V	Pass

Band :	LTE Band 4	**Temperature :**	21~23°C
Test Mode :	1.4MHz QPSK RB Size 1 Offset 0	**Relative Humidity :**	47~49%
Test Engineer :	Eric Shih	**Polarization :**	Horizontal
Remark :	1. Spurious emissions within 30-1000MHz were found more than 20dB below limit line. 2. The harmonic (6th, 7th, 8th,…etc.) and other spurious are not reported, because those levels are lower than average limit line and background noise.		

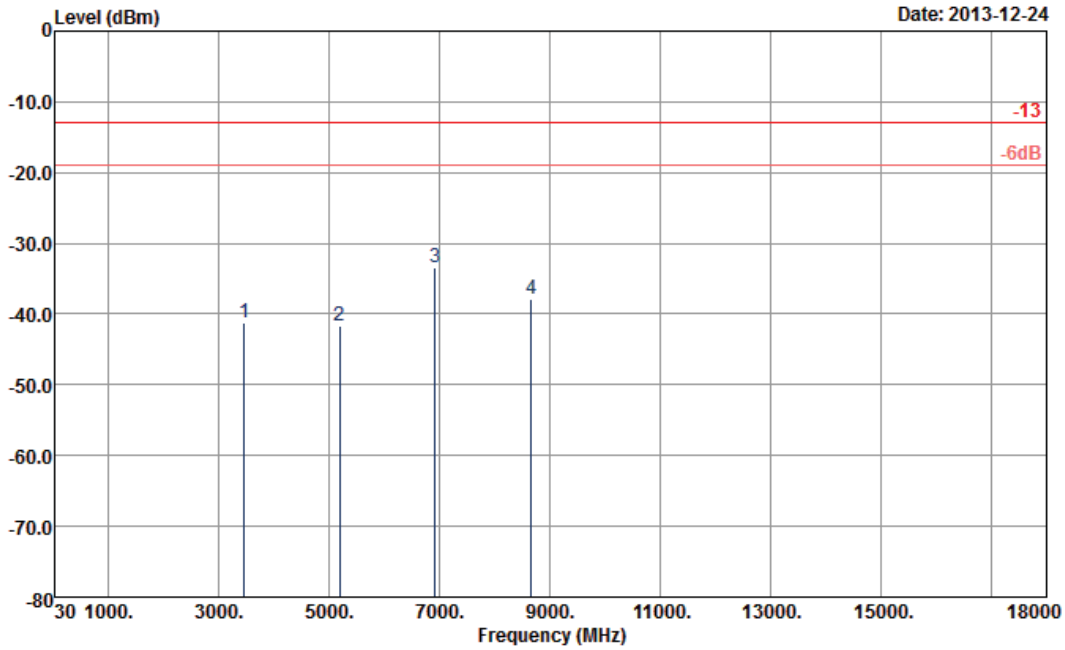

Site : 03CH07-HY
Condition : -13 HF-EIRP(080306) HORIZONTAL

Frequency (MHz)	EIRP (dBm)	Limit (dBm)	Over Limit (dB)	SPA Reading (dBm)	S.G. Power (dBm)	TX Cable loss (dB)	TX Antenna Gain (dBi)	Polarization (H/V)	Result
3462	-41.17	-13	-28.17	-55.36	-45	4.48	8.31	H	Pass
5198	-41.59	-13	-28.59	-60.48	-46.23	5.332	9.98	H	Pass
6927	-33.42	-13	-20.42	-59.58	-38.66	6.1	11.34	H	Pass
8663	-37.83	-13	-24.83	-63.44	-42.75	8.25	13.17	H	Pass

Band :	LTE Band 4	**Temperature :**	21~23°C
Test Mode :	1.4MHz QPSK RB Size 1 Offset 0	**Relative Humidity :**	47~49%
Test Engineer :	Eric Shih	**Polarization :**	Vertical
Remark :	1. Spurious emissions within 30-1000MHz were found more than 20dB below limit line. 2. The harmonic (6th, 7th, 8th,…etc.) and other spurious are not reported, because those levels are lower than average limit line and background noise.		

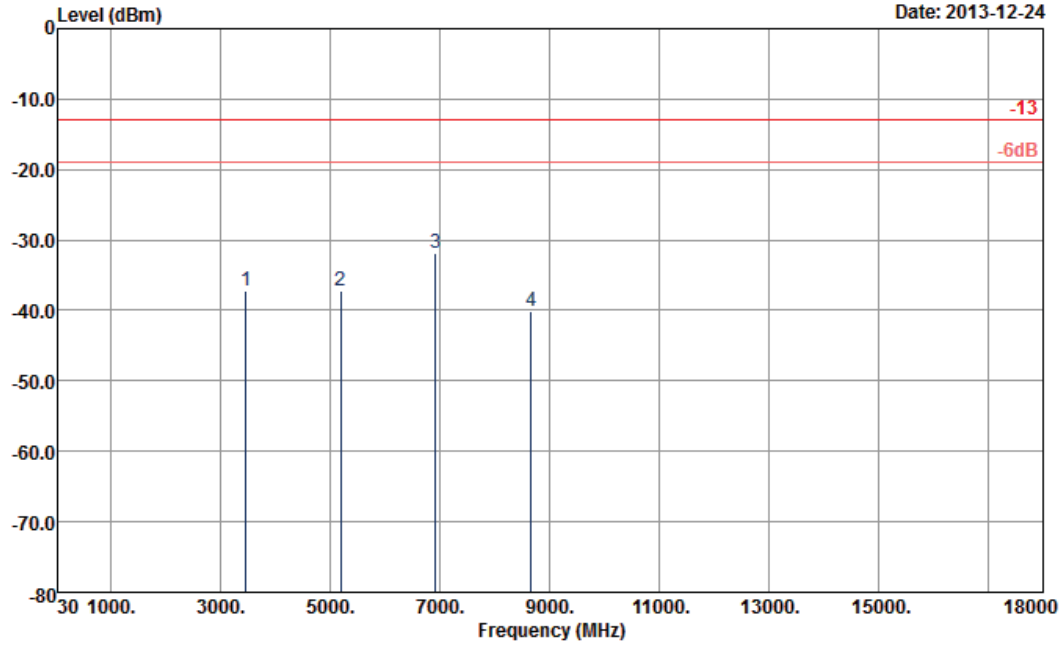

Site : 03CH07-HY
Condition : -13 HF-EIRP(080306) VERTICAL

Frequency (MHz)	EIRP (dBm)	Limit (dBm)	Over Limit (dB)	SPA Reading (dBm)	S.G. Power (dBm)	TX Cable loss (dB)	TX Antenna Gain (dBi)	Polarization (H/V)	Result
3462	-37.18	-13	-24.18	-52.68	-41.01	4.48	8.31	V	Pass
5198	-37.22	-13	-24.22	-56.09	-41.86	5.332	9.98	V	Pass
6927	-31.90	-13	-18.90	-57.32	-37.14	6.1	11.34	V	Pass
8663	-40.18	-13	-27.18	-65.42	-45.1	8.25	13.17	V	Pass

Band :	LTE Band 4	**Temperature :**	21~23°C
Test Mode :	3MHz QPSK RB Size 1 Offset 14	**Relative Humidity :**	47~49%
Test Engineer :	Eric Shih	**Polarization :**	Horizontal
Remark :	1. Spurious emissions within 30-1000MHz were found more than 20dB below limit line. 2. The harmonic (6th, 7th, 8th,…etc.) and other spurious are not reported, because those levels are lower than average limit line and background noise.		

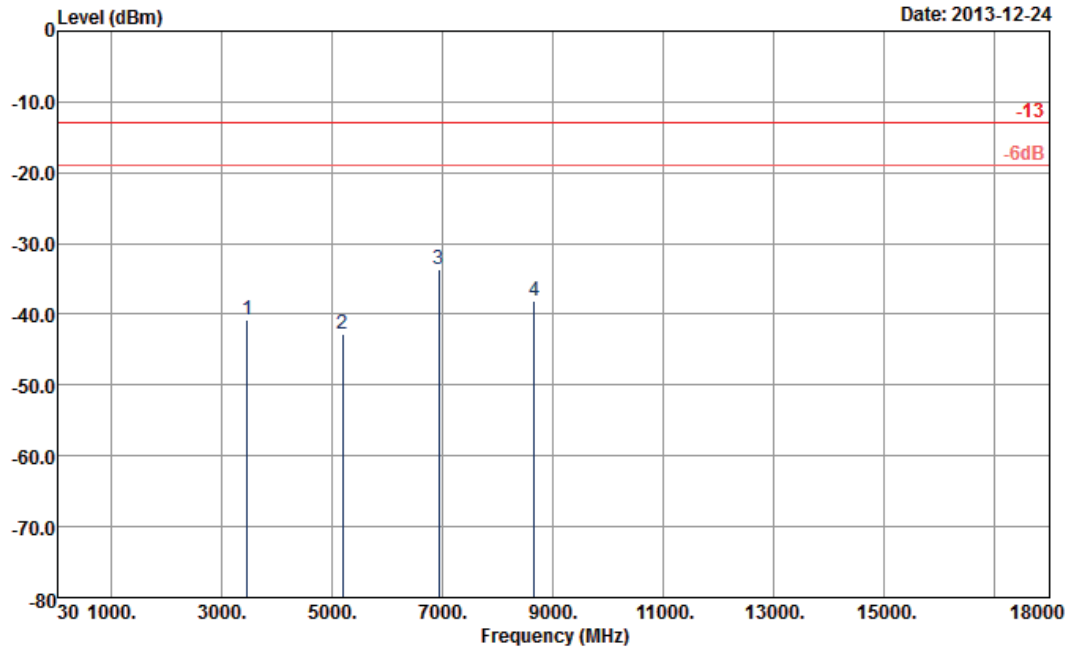

Site : 03CH07-HY
Condition : -13 HF-EIRP(080306) HORIZONTAL

Frequency (MHz)	EIRP (dBm)	Limit (dBm)	Over Limit (dB)	SPA Reading (dBm)	S.G. Power (dBm)	TX Cable loss (dB)	TX Antenna Gain (dBi)	Polarization (H/V)	Result
3469	-40.80	-13	-27.80	-55.19	-44.63	4.48	8.31	H	Pass
5198	-42.87	-13	-29.87	-61.76	-47.51	5.332	9.98	H	Pass
6934	-33.76	-13	-20.76	-59.87	-39	6.1	11.34	H	Pass
8670	-38.20	-13	-25.20	-63.72	-43.12	8.25	13.17	H	Pass

Band :	LTE Band 4	**Temperature :**	21~23°C
Test Mode :	3MHz QPSK RB Size 1 Offset 14	**Relative Humidity :**	47~49%
Test Engineer :	Eric Shih	**Polarization :**	Vertical
Remark :	1. Spurious emissions within 30-1000MHz were found more than 20dB below limit line. 2. The harmonic (6th, 7th, 8th,…etc.) and other spurious are not reported, because those levels are lower than average limit line and background noise.		

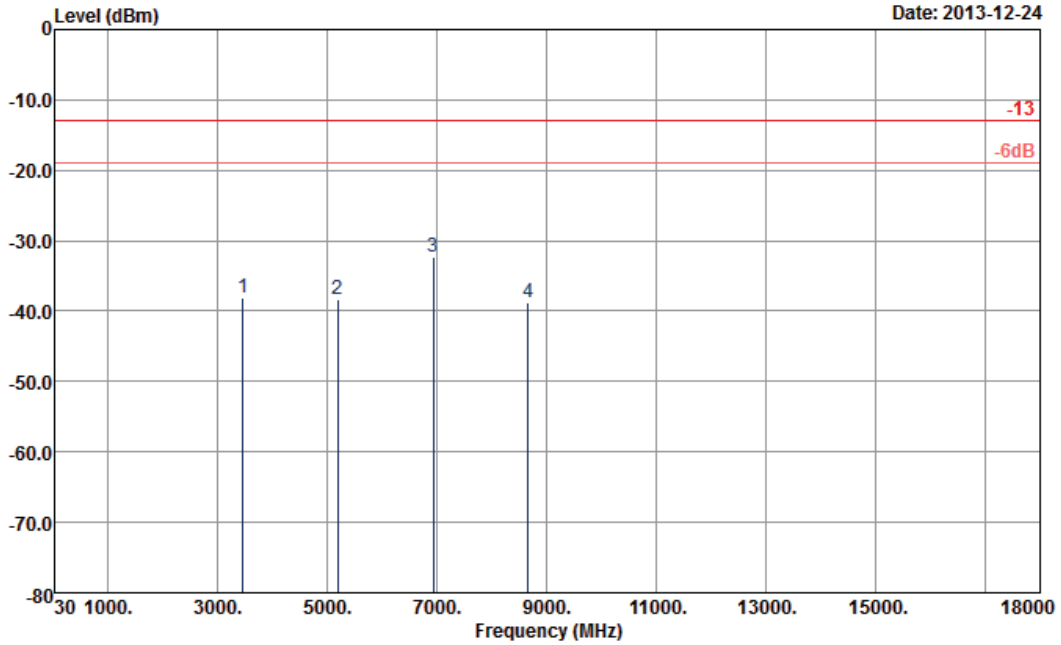

Site : 03CH07-HY
Condition : -13 HF-EIRP(080306) VERTICAL

Frequency (MHz)	EIRP (dBm)	Limit (dBm)	Over Limit (dB)	SPA Reading (dBm)	S.G. Power (dBm)	TX Cable loss (dB)	TX Antenna Gain (dBi)	Polarization (H/V)	Result
3469	-38.18	-13	-25.18	-53.68	-42.01	4.48	8.31	V	Pass
5198	-38.32	-13	-25.32	-56.89	-42.96	5.332	9.98	V	Pass
6934	-32.24	-13	-19.24	-57.55	-37.48	6.1	11.34	V	Pass
8670	-38.85	-13	-25.85	-64.16	-43.77	8.25	13.17	V	Pass

Band :	LTE Band 4	**Temperature :**	21~23°C
Test Mode :	5MHz QPSK RB Size 1 Offset 0	**Relative Humidity :**	47~49%
Test Engineer :	Eric Shih	**Polarization :**	Horizontal
Remark :	1. Spurious emissions within 30-1000MHz were found more than 20dB below limit line. 2. The harmonic (6th, 7th, 8th,…etc.) and other spurious are not reported, because those levels are lower than average limit line and background noise.		

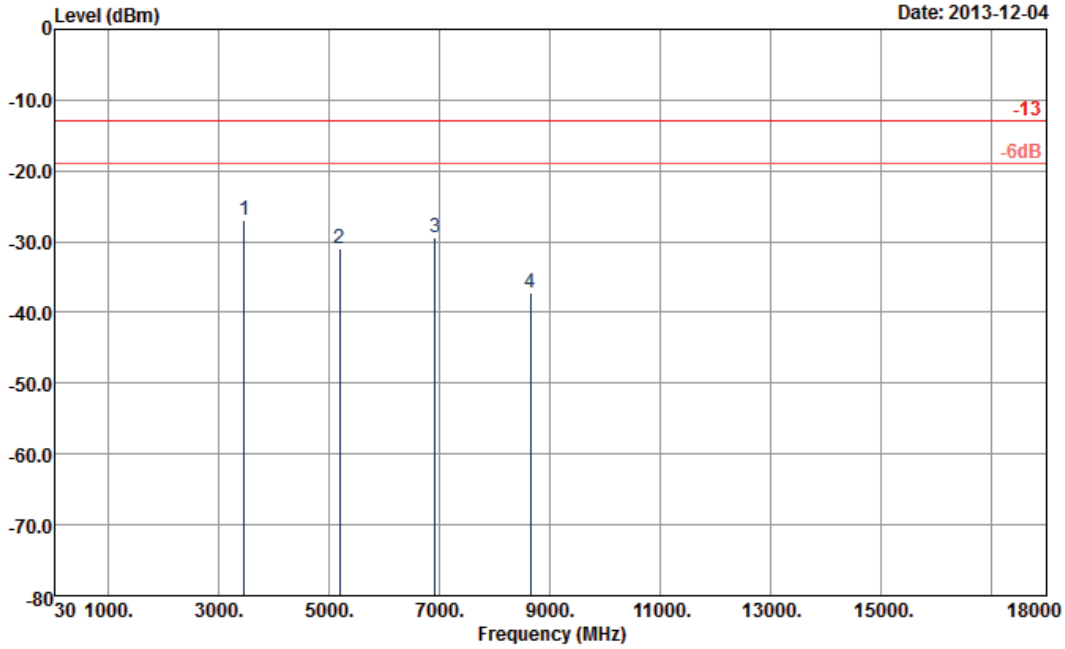

Site : 03CH07-HY
Condition : -13 HF-EIRP(080306) HORIZONTAL

Frequency (MHz)	EIRP (dBm)	Limit (dBm)	Over Limit (dB)	SPA Reading (dBm)	S.G. Power (dBm)	TX Cable loss (dB)	TX Antenna Gain (dBi)	Polarization (H/V)	Result
3460	-26.97	-13	-13.97	-41.35	-30.8	4.48	8.31	H	Pass
5190	-30.96	-13	-17.96	-50.37	-35.6	5.332	9.98	H	Pass
6920	-29.46	-13	-16.46	-55.83	-34.7	6.1	11.34	H	Pass
8650	-37.18	-13	-24.18	-63.22	-42.1	8.25	13.17	H	Pass

Band :	LTE Band 4	**Temperature :**	21~23°C
Test Mode :	5MHz QPSK RB Size 1 Offset 0	**Relative Humidity :**	47~49%
Test Engineer :	Eric Shih	**Polarization :**	Vertical
Remark :	1. Spurious emissions within 30-1000MHz were found more than 20dB below limit line. 2. The harmonic (5th, 6th, 7th,…etc.) and other spurious are not reported, because those levels are lower than average limit line and background noise.		

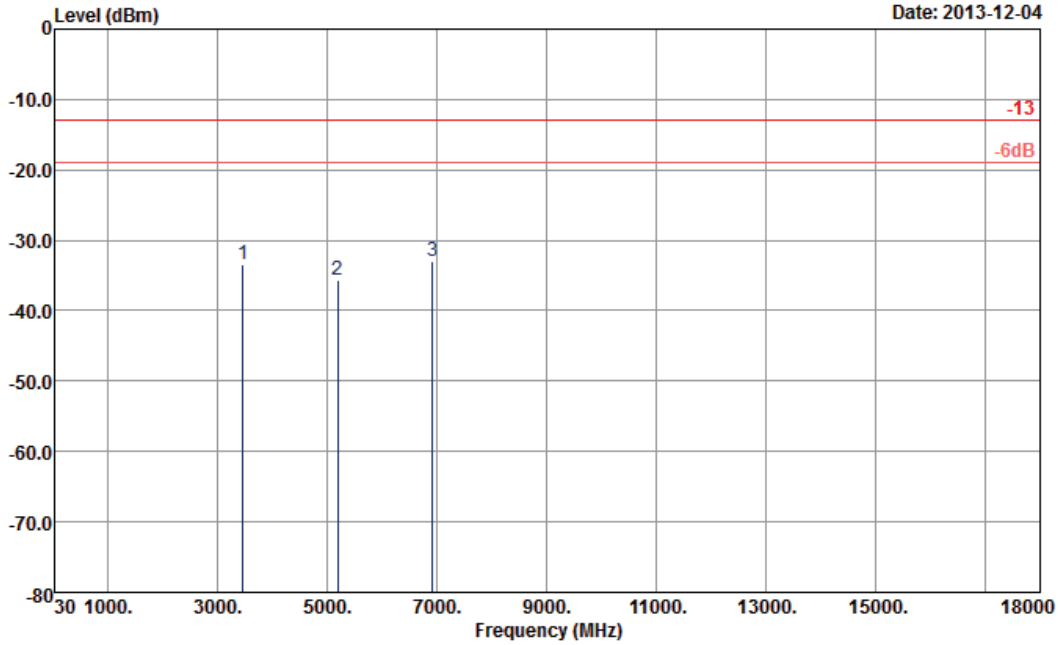

Site : 03CH07-HY
Condition : -13 HF-EIRP(080306) VERTICAL

Frequency (MHz)	EIRP (dBm)	Limit (dBm)	Over Limit (dB)	SPA Reading (dBm)	S.G. Power (dBm)	TX Cable loss (dB)	TX Antenna Gain (dBi)	Polarization (H/V)	Result
3460	-33.37	-13	-20.37	-49.07	-37.2	4.48	8.31	V	Pass
5190	-35.56	-13	-22.56	-54.78	-40.2	5.332	9.98	V	Pass
6920	-33.06	-13	-20.06	-58.86	-38.3	6.1	11.34	V	Pass

Band :	LTE Band 4	**Temperature :**	21~23°C
Test Mode :	10MHz QPSK RB Size 1 Offset 0	**Relative Humidity :**	47~49%
Test Engineer :	Eric Shih	**Polarization :**	Horizontal
Remark :	1. Spurious emissions within 30-1000MHz were found more than 20dB below limit line. 2. The harmonic (6th, 7th, 8th,…etc.) and other spurious are not reported, because those levels are lower than average limit line and background noise.		

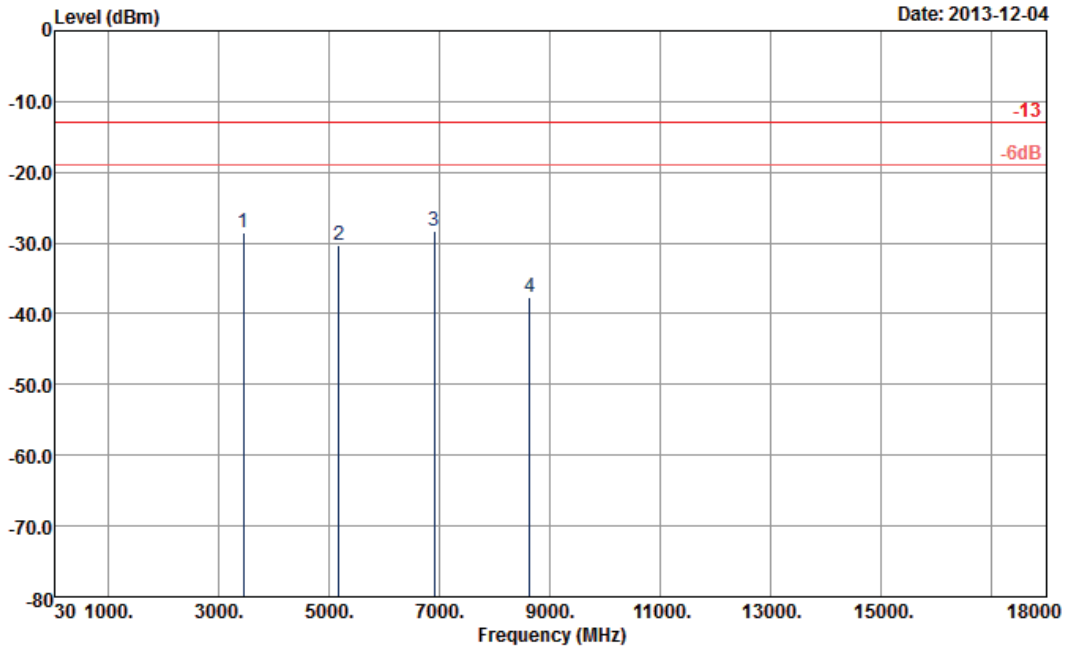

Site : 03CH07-HY
Condition : -13 HF-EIRP(080306) HORIZONTAL

Frequency (MHz)	EIRP (dBm)	Limit (dBm)	Over Limit (dB)	SPA Reading (dBm)	S.G. Power (dBm)	TX Cable loss (dB)	TX Antenna Gain (dBi)	Polarization (H/V)	Result
3455	-28.47	-13	-15.47	-42.91	-32.3	4.48	8.31	H	Pass
5183	-30.36	-13	-17.36	-49.15	-35	5.332	9.98	H	Pass
6910	-28.36	-13	-15.36	-54.78	-33.6	6.1	11.34	H	Pass
8638	-37.58	-13	-24.58	-63.6	-42.5	8.25	13.17	H	Pass

Band :	LTE Band 4	**Temperature :**	21~23°C
Test Mode :	10MHz QPSK RB Size 1 Offset 0	**Relative Humidity :**	47~49%
Test Engineer :	Eric Shih	**Polarization :**	Vertical
Remark :	1. Spurious emissions within 30-1000MHz were found more than 20dB below limit line. 2. The harmonic (6th, 7th, 8th,…etc.) and other spurious are not reported, because those levels are lower than average limit line and background noise.		

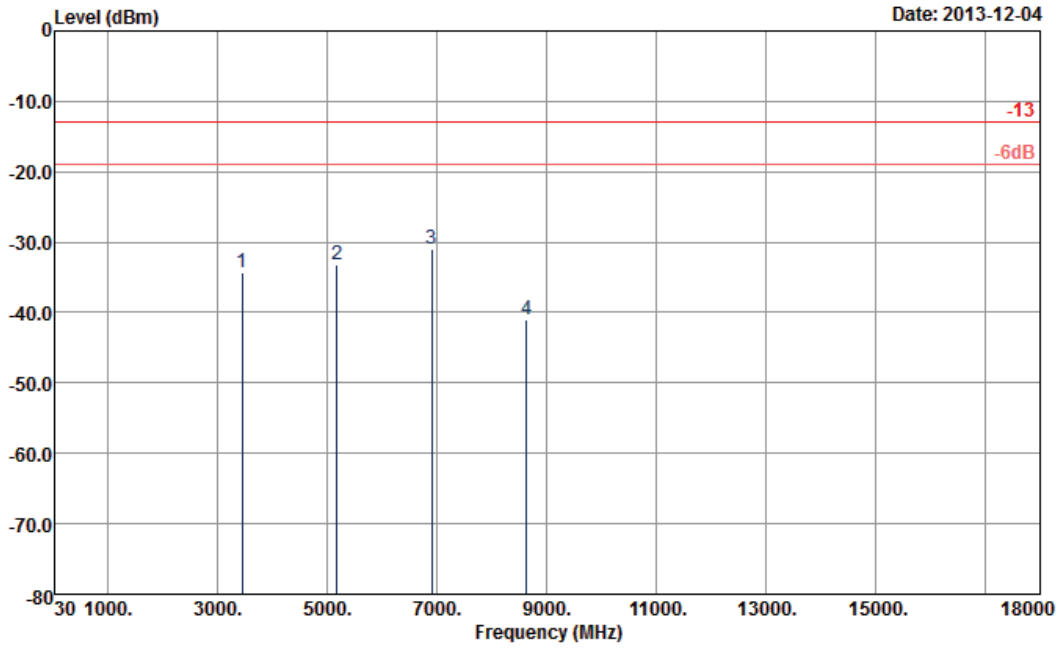

Site : 03CH07-HY
Condition : -13 HF-EIRP(080306) VERTICAL

Frequency (MHz)	EIRP (dBm)	Limit (dBm)	Over Limit (dB)	SPA Reading (dBm)	S.G. Power (dBm)	TX Cable loss (dB)	TX Antenna Gain (dBi)	Polarization (H/V)	Result
3455	-34.27	-13	-21.27	-49.9	-38.1	4.48	8.31	V	Pass
5183	-33.26	-13	-20.26	-52.27	-37.9	5.332	9.98	V	Pass
6910	-31.06	-13	-18.06	-56.81	-36.3	6.1	11.34	V	Pass
8638	-40.98	-13	-27.98	-67.04	-45.9	8.25	13.17	V	Pass

Band :	LTE Band 4	**Temperature :**	21~23°C
Test Mode :	15MHz QPSK RB Size 1 Offset 0	**Relative Humidity :**	47~49%
Test Engineer :	Eric Shih	**Polarization :**	Horizontal
Remark :	1. Spurious emissions within 30-1000MHz were found more than 20dB below limit line. 2. The harmonic (6th, 7th, 8th,…etc.) and other spurious are not reported, because those levels are lower than average limit line and background noise.		

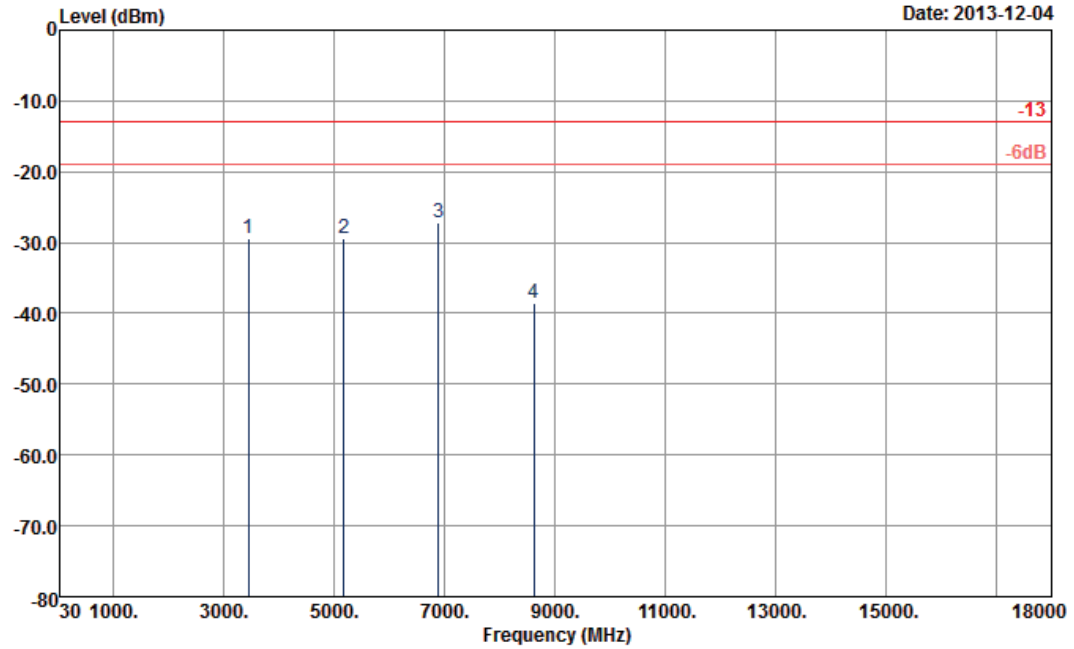

Site : 03CH07-HY
Condition : -13 HF-EIRP(080306) HORIZONTAL

Frequency (MHz)	EIRP (dBm)	Limit (dBm)	Over Limit (dB)	SPA Reading (dBm)	S.G. Power (dBm)	TX Cable loss (dB)	TX Antenna Gain (dBi)	Polarization (H/V)	Result
3450	-29.37	-13	-16.37	-43.81	-33.2	4.48	8.31	H	Pass
5175	-29.46	-13	-16.46	-48.32	-34.1	5.332	9.98	H	Pass
6900	-27.26	-13	-14.26	-53.53	-32.5	6.1	11.34	H	Pass
8625	-38.58	-13	-25.58	-64.37	-43.5	8.25	13.17	H	Pass

Band :	LTE Band 4	**Temperature :**	21~23°C
Test Mode :	15MHz QPSK RB Size 1 Offset 0	**Relative Humidity :**	47~49%
Test Engineer :	Eric Shih	**Polarization :**	Vertical
Remark :	1. Spurious emissions within 30-1000MHz were found more than 20dB below limit line. 2. The harmonic (5th, 6th, 7th,…etc.) and other spurious are not reported, because those levels are lower than average limit line and background noise.		

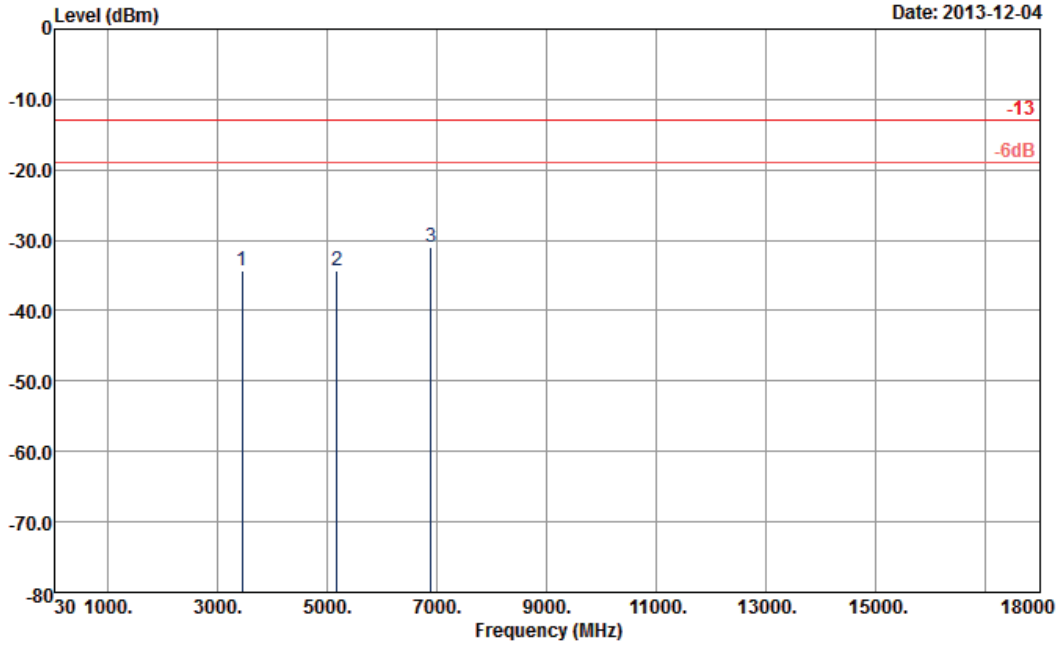

Site : 03CH07-HY
Condition : -13 HF-EIRP(080306) VERTICAL

Frequency (MHz)	EIRP (dBm)	Limit (dBm)	Over Limit (dB)	SPA Reading (dBm)	S.G. Power (dBm)	TX Cable loss (dB)	TX Antenna Gain (dBi)	Polarization (H/V)	Result
3450	-34.37	-13	-21.37	-50.3	-38.2	4.48	8.31	V	Pass
5175	-34.26	-13	-21.26	-53.31	-38.9	5.332	9.98	V	Pass
6900	-30.96	-13	-17.96	-56.89	-36.2	6.1	11.34	V	Pass

Band :	LTE Band 4	**Temperature :**	21~23°C
Test Mode :	20MHz QPSK RB Size 1 Offset 0	**Relative Humidity :**	47~49%
Test Engineer :	Eric Shih	**Polarization :**	Horizontal
Remark :	1. Spurious emissions within 30-1000MHz were found more than 20dB below limit line. 2. The harmonic (5th, 6th, 7th,…etc.) and other spurious are not reported, because those levels are lower than average limit line and background noise.		

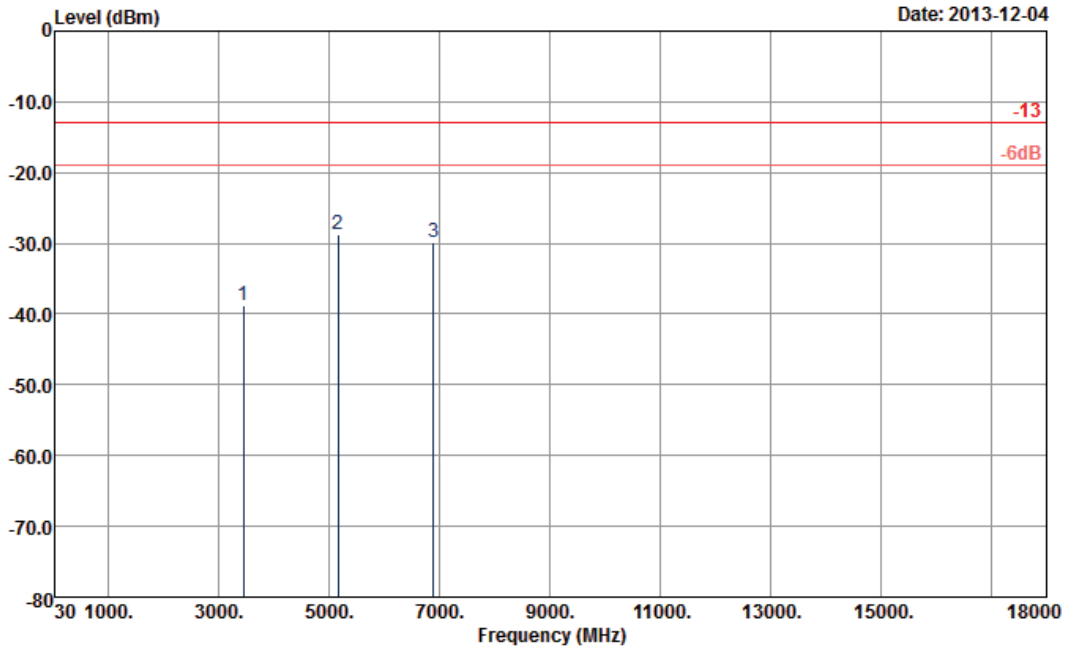

Site : 03CH07-HY
Condition : -13 HF-EIRP(080306) HORIZONTAL

Frequency (MHz)	EIRP (dBm)	Limit (dBm)	Over Limit (dB)	SPA Reading (dBm)	S.G. Power (dBm)	TX Cable loss (dB)	TX Antenna Gain (dBi)	Polarization (H/V)	Result
3448	-38.79	-13	-25.79	-53.02	-42.62	4.48	8.31	H	Pass
5170	-28.69	-13	-15.69	-47.4	-33.33	5.332	9.98	H	Pass
6892	-29.76	-13	-16.76	-55.76	-35	6.1	11.34	H	Pass

Band :	LTE Band 4	**Temperature :**	21~23°C
Test Mode :	20MHz QPSK RB Size 1 Offset 0	**Relative Humidity :**	47~49%
Test Engineer :	Eric Shih	**Polarization :**	Vertical
Remark :	1. Spurious emissions within 30-1000MHz were found more than 20dB below limit line. 2. The harmonic (5th, 6th, 7th,…etc.) and other spurious are not reported, because those levels are lower than average limit line and background noise.		

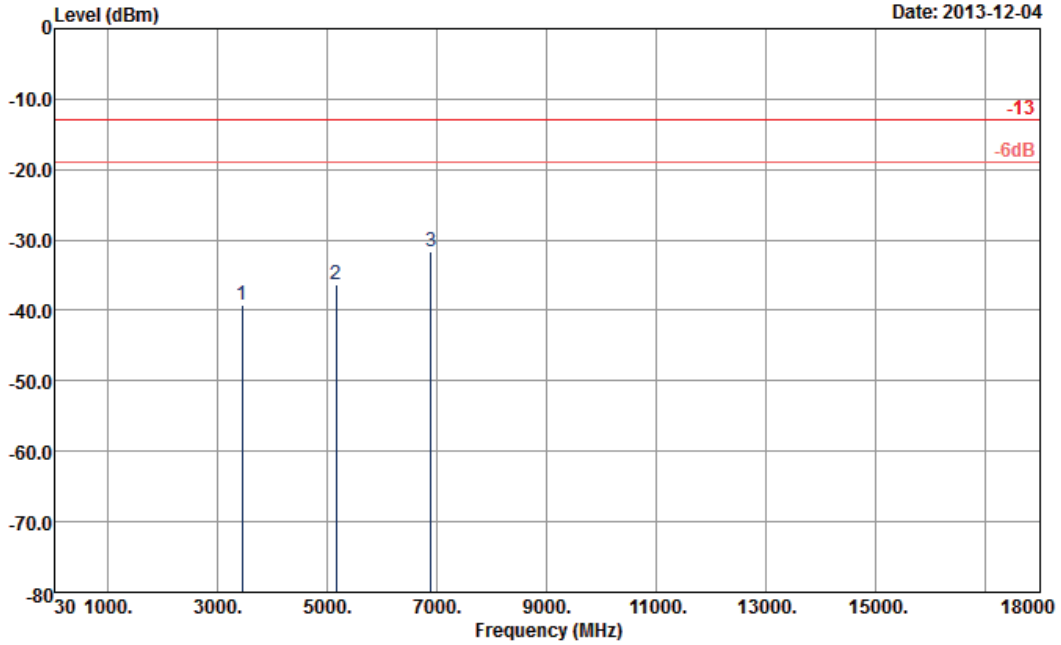

Site : 03CH07-HY
Condition : -13 HF-EIRP(080306) VERTICAL

Frequency (MHz)	EIRP (dBm)	Limit (dBm)	Over Limit (dB)	SPA Reading (dBm)	S.G. Power (dBm)	TX Cable loss (dB)	TX Antenna Gain (dBi)	Polarization (H/V)	Result
3448	-39.28	-13	-26.28	-54.99	-43.11	4.48	8.31	V	Pass
5170	-36.22	-13	-23.22	-54.84	-40.86	5.332	9.98	V	Pass
6892	-31.64	-13	-18.64	-56.81	-36.88	6.1	11.34	V	Pass

Band :	LTE Band 7	**Temperature :**	21~23°C
Test Mode :	5MHz QPSK RB Size 1 Offset 0	**Relative Humidity :**	47~49%
Test Engineer :	Eric Shih	**Polarization :**	Horizontal
Remark :	1. Spurious emissions within 30-1000MHz were found more than 20dB below limit line. 2. The harmonic (6th, 7th, 8th,…etc.) and other spurious are not reported, because those levels are lower than average limit line and background noise.		

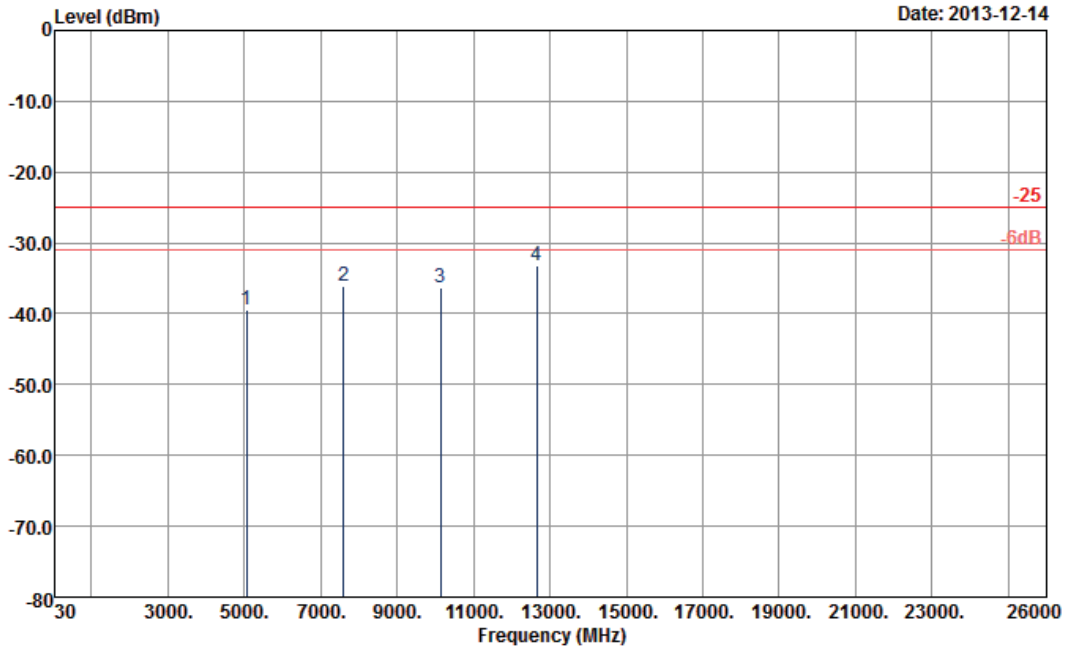

Site : 03CH07-HY
Condition : -25 HF-EIRP(080306) HORIZONTAL

Frequency (MHz)	ERP (dBm)	Limit (dBm)	Over Limit (dB)	SPA Reading (dBm)	S.G. Power (dBm)	TX Cable loss (dB)	TX Antenna Gain (dBi)	Polarization (H/V)	Result
5065	-39.40	-25	-14.40	-57.97	-42.9	6.84	10.34	H	Pass
7598	-36.21	-25	-11.21	-63.17	-39.1	9.32	12.21	H	Pass
10130	-36.23	-25	-11.23	-65.34	-40.3	8.63	12.70	H	Pass
12663	-33.24	-25	-8.24	-66.59	-37.5	8.97	13.23	H	Pass

Band :	LTE Band 7	**Temperature :**	21~23°C
Test Mode :	5MHz QPSK RB Size 1 Offset 0	**Relative Humidity :**	47~49%
Test Engineer :	Eric Shih	**Polarization :**	Vertical
Remark :	1. Spurious emissions within 30-1000MHz were found more than 20dB below limit line. 2. The harmonic (6th, 7th, 8th,…etc.) and other spurious are not reported, because those levels are lower than average limit line and background noise.		

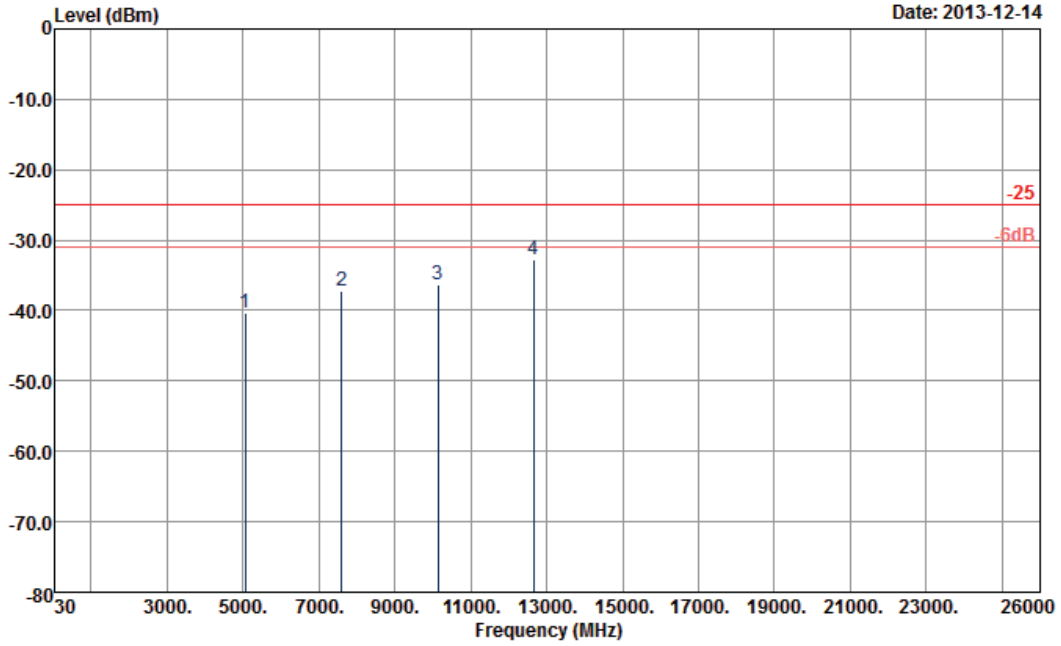

Site : 03CH07-HY
Condition : -25 HF-EIRP(080306) VERTICAL

Frequency (MHz)	ERP (dBm)	Limit (dBm)	Over Limit (dB)	SPA Reading (dBm)	S.G. Power (dBm)	TX Cable loss (dB)	TX Antenna Gain (dBi)	Polarization (H/V)	Result
5065	-40.40	-25	-15.40	-59.15	-43.9	6.84	10.34	V	Pass
7598	-37.21	-25	-12.21	-63.77	-40.1	9.32	12.21	V	Pass
10130	-36.43	-25	-11.43	-64.24	-40.5	8.63	12.70	V	Pass
12663	-32.84	-25	-7.84	-63.95	-37.1	8.97	13.23	V	Pass

Band :	LTE Band 7	**Temperature :**	21~23°C
Test Mode :	10MHz QPSK RB Size 1 Offset 49	**Relative Humidity :**	47~49%
Test Engineer :	Eric Shih	**Polarization :**	Horizontal
Remark :	1. Spurious emissions within 30-1000MHz were found more than 20dB below limit line. 2. The harmonic (6th, 7th, 8th,…etc.) and other spurious are not reported, because those levels are lower than average limit line and background noise.		

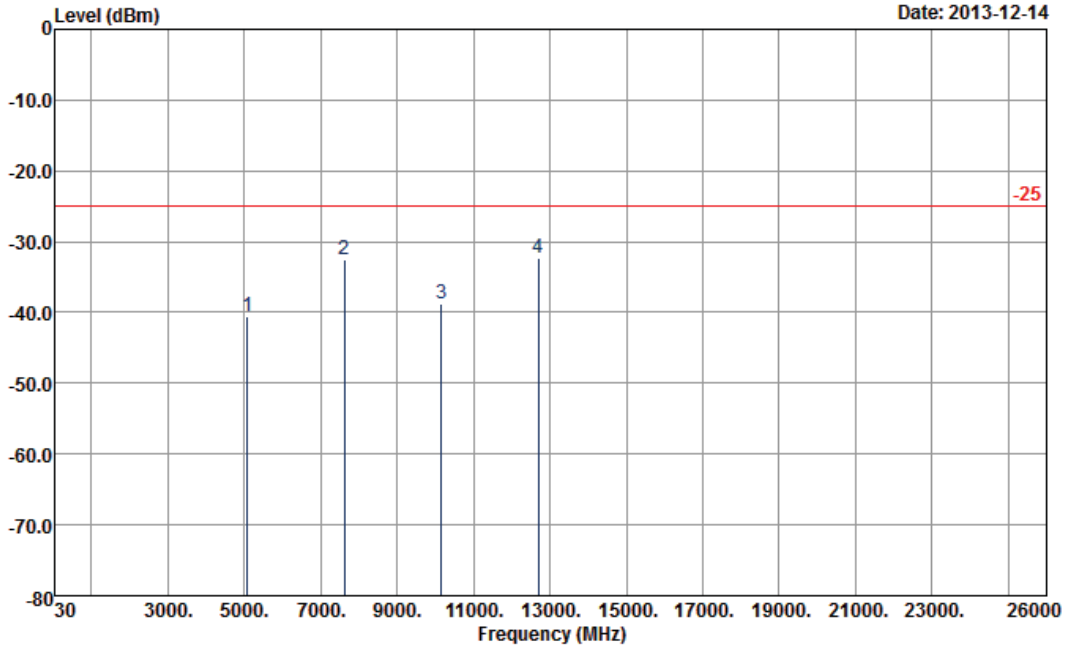

Site : 03CH07-HY
Condition : -25 HF-EIRP(080306) HORIZONTAL

Frequency (MHz)	ERP (dBm)	Limit (dBm)	Over Limit (dB)	SPA Reading (dBm)	S.G. Power (dBm)	TX Cable loss (dB)	TX Antenna Gain (dBi)	Polarization (H/V)	Result
5076	-40.60	-25	-15.60	-58.84	-44.1	6.84	10.34	H	Pass
7620	-32.61	-25	-7.61	-59.55	-35.5	9.32	12.21	H	Pass
10158	-38.73	-25	-13.73	-67.6	-42.8	8.63	12.70	H	Pass
12696	-32.24	-25	-7.24	-65.19	-36.5	8.97	13.23	H	Pass

Band :	LTE Band 7	**Temperature :**	21~23°C
Test Mode :	10MHz QPSK RB Size 1 Offset 49	**Relative Humidity :**	47~49%
Test Engineer :	Eric Shih	**Polarization :**	Vertical
Remark :	1. Spurious emissions within 30-1000MHz were found more than 20dB below limit line. 2. The harmonic (6th, 7th, 8th,…etc.) and other spurious are not reported, because those levels are lower than average limit line and background noise.		

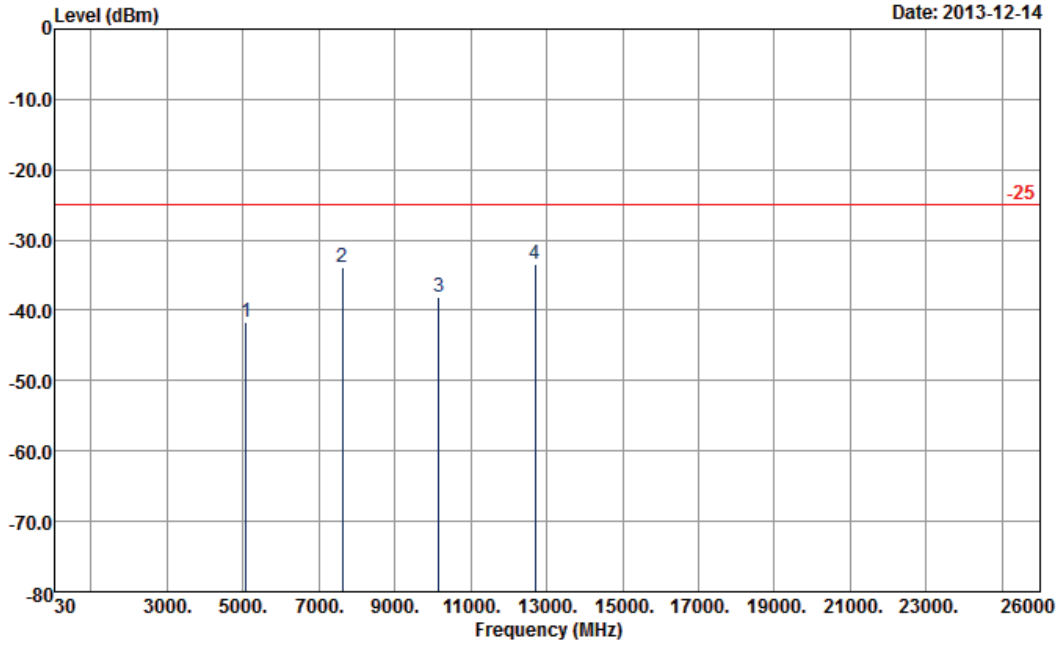

Site : 03CH07-HY
Condition : -25 HF-EIRP(080306) VERTICAL

Frequency (MHz)	ERP (dBm)	Limit (dBm)	Over Limit (dB)	SPA Reading (dBm)	S.G. Power (dBm)	TX Cable loss (dB)	TX Antenna Gain (dBi)	Polarization (H/V)	Result
5076	-41.71	-25	-16.71	-60.22	-45.2	6.82	10.31	V	Pass
7620	-33.79	-25	-8.79	-60.23	-34.7	9.29	10.20	V	Pass
10158	-38.06	-25	-13.06	-66.14	-42.1	8.63	12.67	V	Pass
12696	-33.36	-25	-8.36	-64.53	-36.6	8.95	12.19	V	Pass

Band :	LTE Band 7	**Temperature :**	21~23°C
Test Mode :	15MHz QPSK RB Size 1 Offset 74	**Relative Humidity :**	47~49%
Test Engineer :	Eric Shih	**Polarization :**	Horizontal
Remark :	1. Spurious emissions within 30-1000MHz were found more than 20dB below limit line. 2. The harmonic (6th, 7th, 8th,…etc.) and other spurious are not reported, because those levels are lower than average limit line and background noise.		

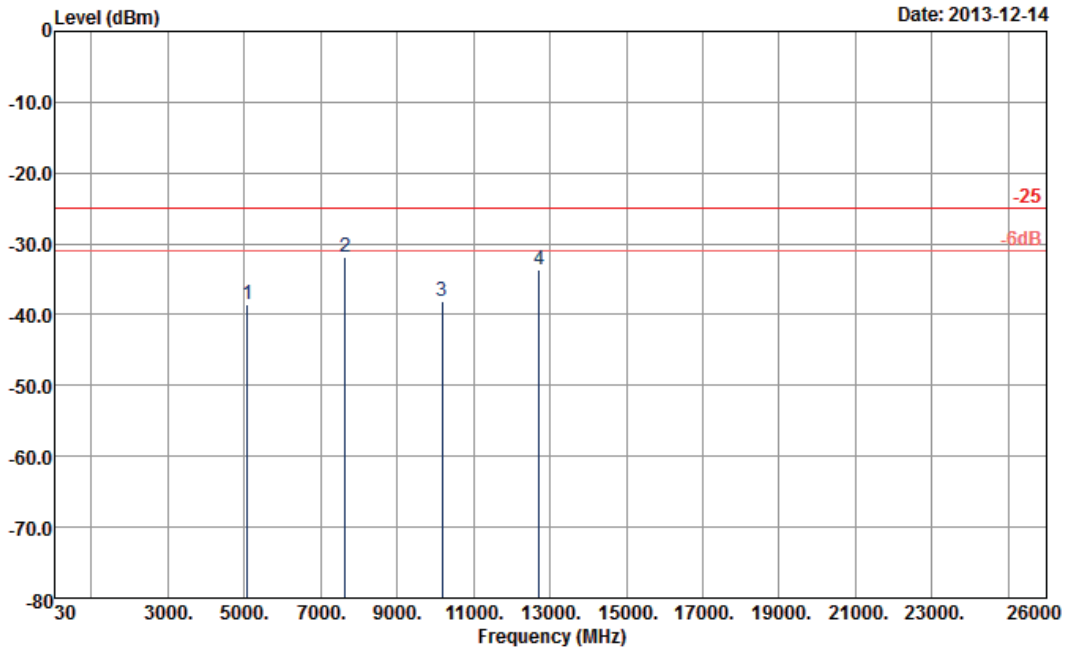

Site : 03CH07-HY
Condition : -25 HF-EIRP(080306) HORIZONTAL

Frequency (MHz)	ERP (dBm)	Limit (dBm)	Over Limit (dB)	SPA Reading (dBm)	S.G. Power (dBm)	TX Cable loss (dB)	TX Antenna Gain (dBi)	Polarization (H/V)	Result
5085	-38.60	-25	-13.60	-56.88	-42.1	6.84	10.34	H	Pass
7628	-31.91	-25	-6.91	-58.78	-34.8	9.32	12.21	H	Pass
10170	-38.13	-25	-13.13	-67.51	-42.2	8.63	12.70	H	Pass
12713	-33.74	-25	-8.74	-66.67	-38	8.97	13.23	H	Pass

Band :	LTE Band 7	**Temperature :**	21~23°C
Test Mode :	15MHz QPSK RB Size 1 Offset 74	**Relative Humidity :**	47~49%
Test Engineer :	Eric Shih	**Polarization :**	Vertical
Remark :	1. Spurious emissions within 30-1000MHz were found more than 20dB below limit line. 2. The harmonic (6th, 7th, 8th,…etc.) and other spurious are not reported, because those levels are lower than average limit line and background noise.		

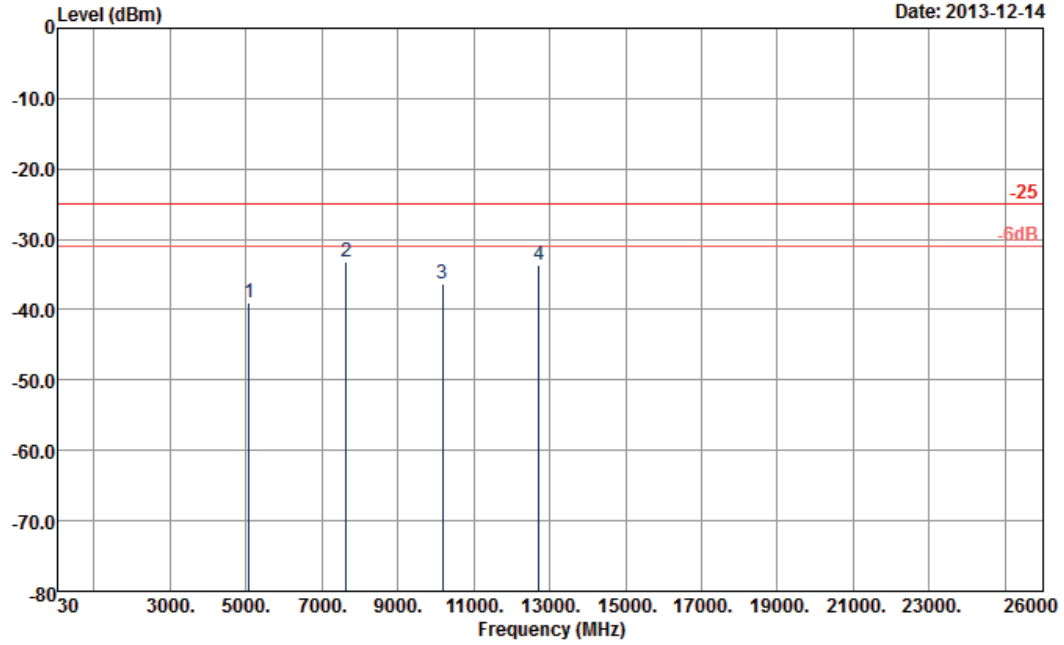

Site : 03CH07-HY
Condition : -25 HF-EIRP(080306) VERTICAL

Frequency (MHz)	ERP (dBm)	Limit (dBm)	Over Limit (dB)	SPA Reading (dBm)	S.G. Power (dBm)	TX Cable loss (dB)	TX Antenna Gain (dBi)	Polarization (H/V)	Result
5085	-39.00	-25	-14.00	-57.76	-42.5	6.84	10.34	V	Pass
7628	-33.31	-25	-8.31	-59.81	-36.2	9.32	12.21	V	Pass
10170	-36.33	-25	-11.33	-64.41	-40.4	8.63	12.70	V	Pass
12713	-33.64	-25	-8.64	-65.05	-37.9	8.97	13.23	V	Pass

Band :	LTE Band 7	**Temperature :**	21~23°C
Test Mode :	20MHz QPSK RB Size 1 Offset 0	**Relative Humidity :**	47~49%
Test Engineer :	Eric Shih	**Polarization :**	Horizontal
Remark :	1. Spurious emissions within 30-1000MHz were found more than 20dB below limit line. 2. The harmonic (6th, 7th, 8th,…etc.) and other spurious are not reported, because those levels are lower than average limit line and background noise.		

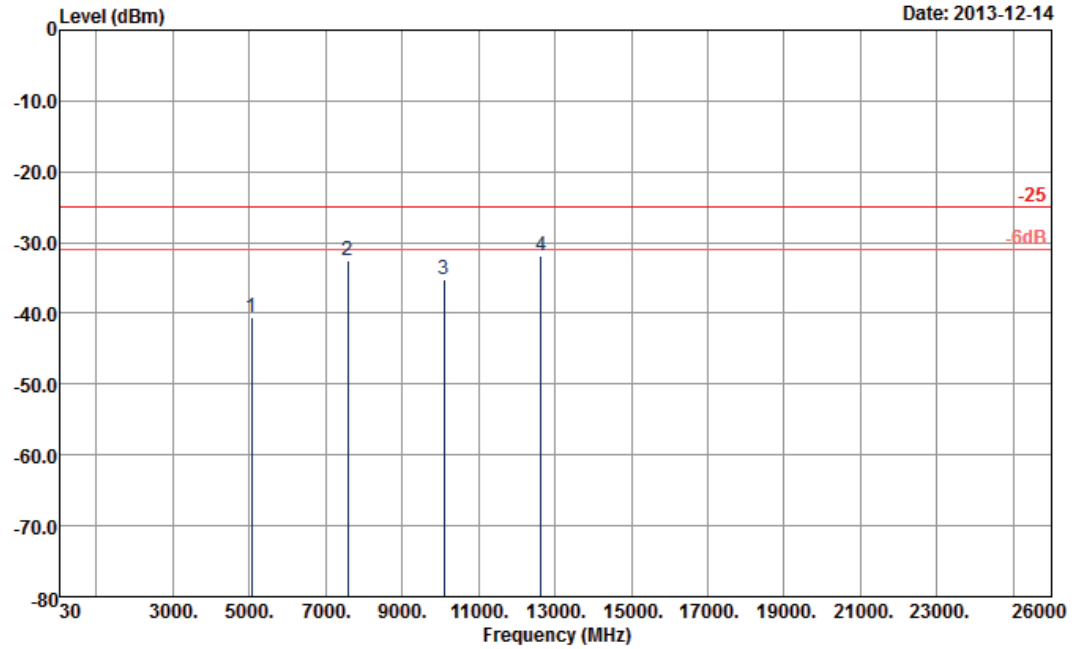

Site : 03CH07-HY
Condition : -25 HF-EIRP(080306) HORIZONTAL

Frequency (MHz)	ERP (dBm)	Limit (dBm)	Over Limit (dB)	SPA Reading (dBm)	S.G. Power (dBm)	TX Cable loss (dB)	TX Antenna Gain (dBi)	Polarization (H/V)	Result
5050	-40.60	-25	-15.60	-59	-44.1	6.84	10.34	H	Pass
7575	-32.61	-25	-7.61	-59.71	-35.5	9.32	12.21	H	Pass
10100	-35.23	-25	-10.23	-64.23	-39.3	8.63	12.70	H	Pass
12625	-31.94	-25	-6.94	-64.94	-36.2	8.97	13.23	H	Pass

Band :	LTE Band 7	**Temperature :**	21~23°C
Test Mode :	20MHz QPSK RB Size 1 Offset 0	**Relative Humidity :**	47~49%
Test Engineer :	Eric Shih	**Polarization :**	Vertical
Remark :	1. Spurious emissions within 30-1000MHz were found more than 20dB below limit line. 2. The harmonic (6th, 7th, 8th,…etc.) and other spurious are not reported, because those levels are lower than average limit line and background noise.		

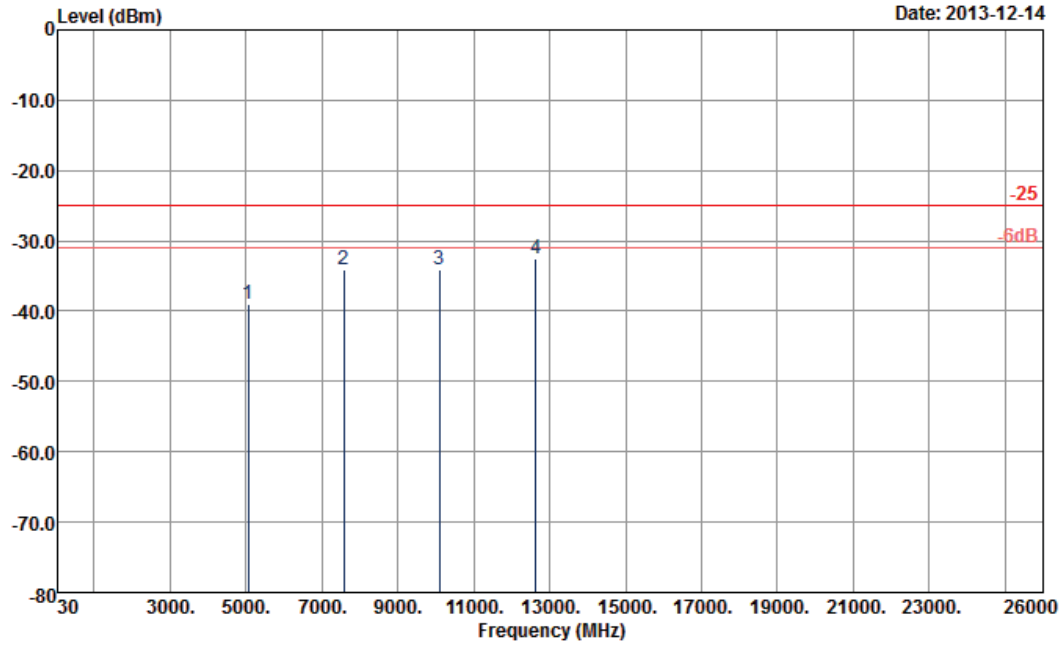

Site : 03CH07-HY
Condition : -25 HF-EIRP(080306) VERTICAL

Frequency (MHz)	ERP (dBm)	Limit (dBm)	Over Limit (dB)	SPA Reading (dBm)	S.G. Power (dBm)	TX Cable loss (dB)	TX Antenna Gain (dBi)	Polarization (H/V)	Result
5050	-38.90	-25	-13.90	-57.14	-42.4	6.84	10.34	V	Pass
7575	-34.11	-25	-9.11	-60.81	-37	9.32	12.21	V	Pass
10100	-34.03	-25	-9.03	-61.91	-38.1	8.63	12.70	V	Pass
12625	-32.64	-25	-7.64	-63.83	-36.9	8.97	13.23	V	Pass

Band :	LTE Band 17	**Temperature :**	21~23°C
Test Mode :	5MHz QPSK RB Size 1 Offset 0	**Relative Humidity :**	47~49%
Test Engineer :	Eric Shih	**Polarization :**	Horizontal
Remark :	1. Spurious emissions within 30-1000MHz were found more than 20dB below limit line. 2. The harmonic (6th, 7th, 8th,…etc.) and other spurious are not reported, because those levels are lower than average limit line and background noise.		

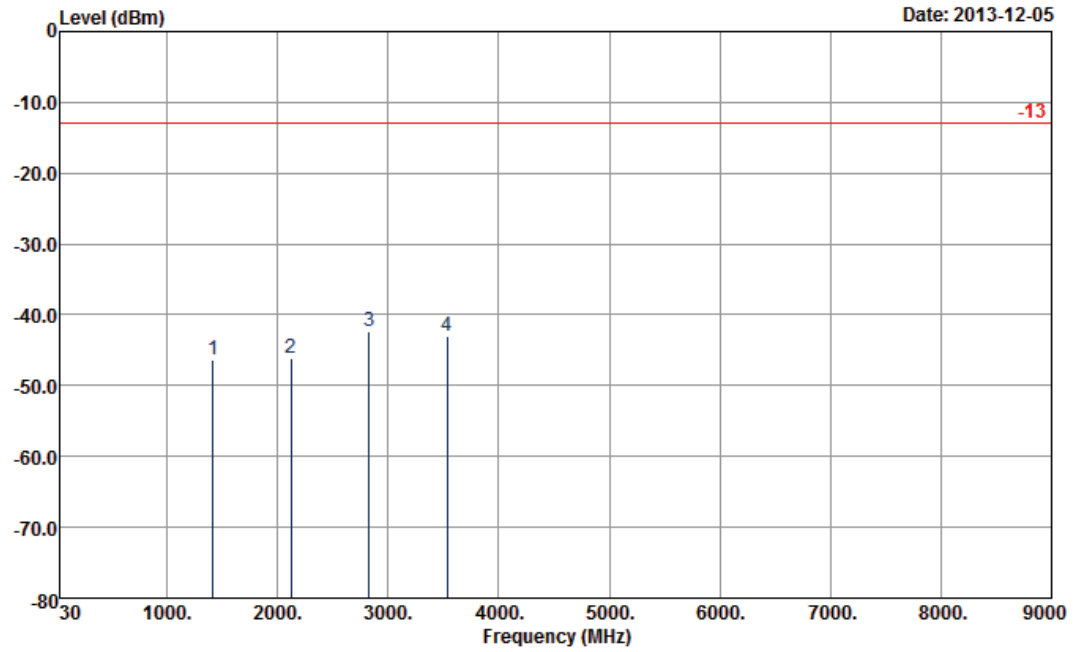

Site : 03CH07-HY
Condition : -13 HF-EIRP(080306) HORIZONTAL

Frequency (MHz)	ERP (dBm)	Limit (dBm)	Over Limit (dB)	SPA Reading (dBm)	S.G. Power (dBm)	TX Cable loss (dB)	TX Antenna Gain (dBi)	Polarization (H/V)	Result
1415	-46.32	-13	-33.32	-55.11	-50.4	1.53	5.61	H	Pass
2123	-46.03	-13	-33.03	-57.26	-50.2	1.85	6.02	H	Pass
2830	-42.34	-13	-29.34	-55.65	-47.1	2.24	7.00	H	Pass
3538	-43.00	-13	-30.00	-58.31	-48.8	2.46	8.26	H	Pass

Band :	LTE Band 17	**Temperature :**	21~23°C
Test Mode :	5MHz QPSK RB Size 1 Offset 0	**Relative Humidity :**	47~49%
Test Engineer :	Eric Shih	**Polarization :**	Vertical
Remark :	1. Spurious emissions within 30-1000MHz were found more than 20dB below limit line. 2. The harmonic (6th, 7th, 8th,…etc.) and other spurious are not reported, because those levels are lower than average limit line and background noise.		

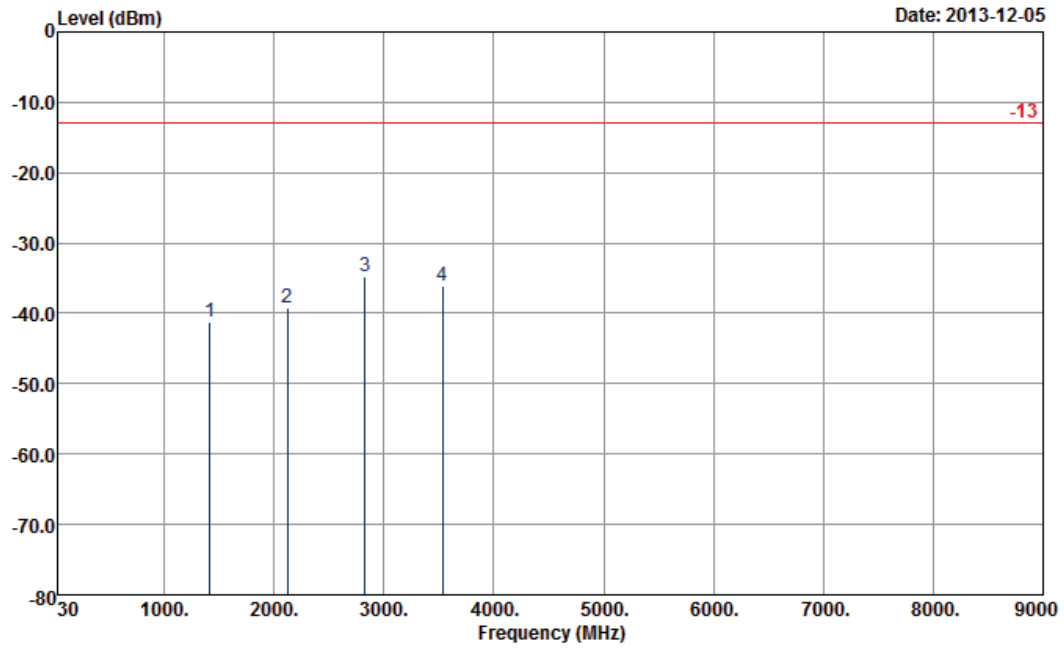

Frequency (MHz)	ERP (dBm)	Limit (dBm)	Over Limit (dB)	SPA Reading (dBm)	S.G. Power (dBm)	TX Cable loss (dB)	TX Antenna Gain (dBi)	Polarization (H/V)	Result
1415	-41.22	-13	-28.22	-51.93	-45.3	1.53	5.61	V	Pass
2123	-39.23	-13	-26.23	-52.87	-43.4	1.85	6.02	V	Pass
2830	-34.84	-13	-21.84	-50.2	-39.6	2.24	7.00	V	Pass
3538	-36.10	-13	-23.10	-52.33	-41.9	2.46	8.26	V	Pass

Band :	LTE Band 17	**Temperature :**	21~23°C
Test Mode :	10MHz QPSK RB Size 1 Offset 0	**Relative Humidity :**	47~49%
Test Engineer :	Eric Shih	**Polarization :**	Horizontal
Remark :	1. Spurious emissions within 30-1000MHz were found more than 20dB below limit line. 2. The harmonic (6th, 7th, 8th,…etc.) and other spurious are not reported, because those levels are lower than average limit line and background noise.		

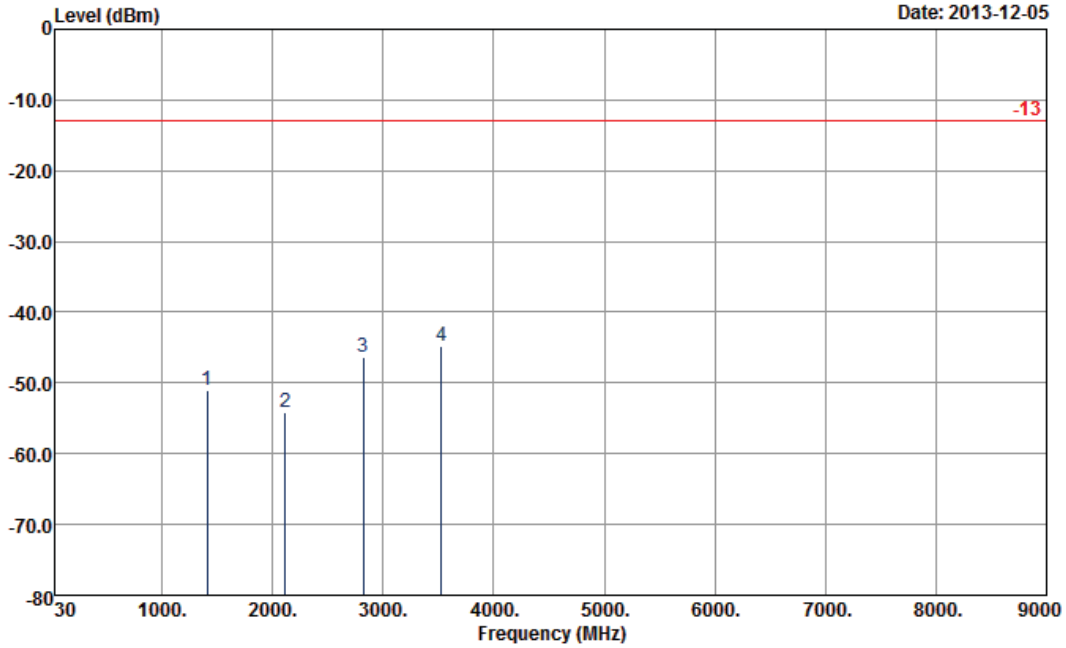

Site : 03CH07-HY
Condition : -13 HF-EIRP(080306) HORIZONTAL

Frequency (MHz)	ERP (dBm)	Limit (dBm)	Over Limit (dB)	SPA Reading (dBm)	S.G. Power (dBm)	TX Cable loss (dB)	TX Antenna Gain (dBi)	Polarization (H/V)	Result
1410	-51.12	-13	-38.12	-59.62	-55.2	1.53	5.61	H	Pass
2115	-54.23	-13	-41.23	-65.91	-58.4	1.85	6.02	H	Pass
2820	-46.44	-13	-33.44	-60.26	-51.2	2.24	7.00	H	Pass
3525	-44.90	-13	-31.90	-59.59	-50.7	2.46	8.26	H	Pass

Band :	LTE Band 17	**Temperature :**	21~23°C
Test Mode :	10MHz QPSK RB Size 1 Offset 0	**Relative Humidity :**	47~49%
Test Engineer :	Eric Shih	**Polarization :**	Vertical
Remark :	1. Spurious emissions within 30-1000MHz were found more than 20dB below limit line. 2. The harmonic (6th, 7th, 8th,…etc.) and other spurious are not reported, because those levels are lower than average limit line and background noise.		

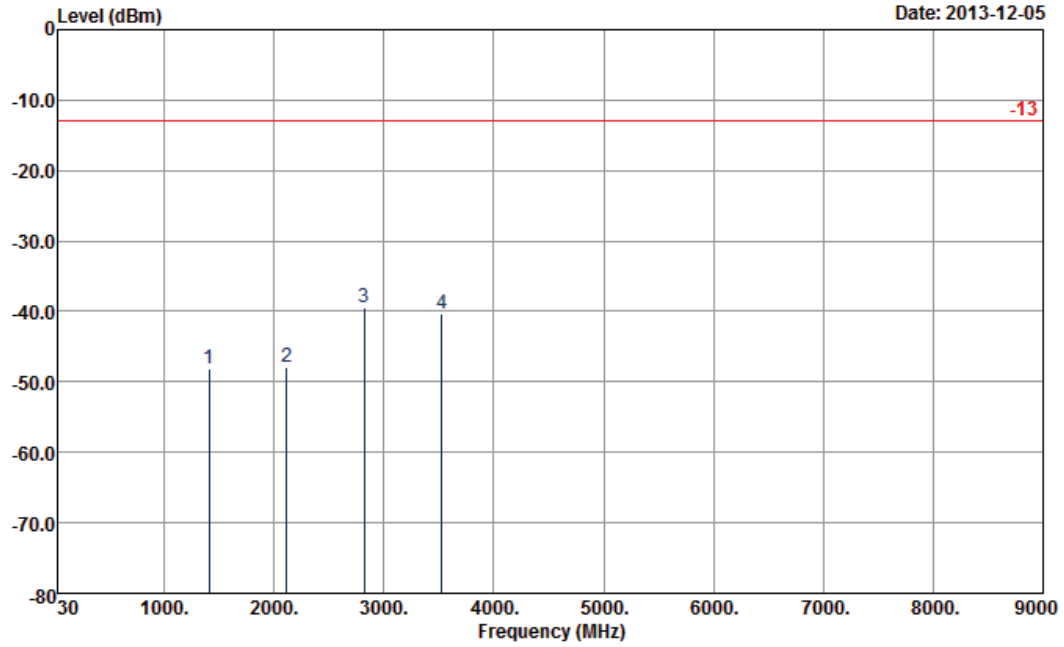

Site : 03CH07-HY
Condition : -13 HF-EIRP(080306) VERTICAL

Frequency (MHz)	ERP (dBm)	Limit (dBm)	Over Limit (dB)	SPA Reading (dBm)	S.G. Power (dBm)	TX Cable loss (dB)	TX Antenna Gain (dBi)	Polarization (H/V)	Result
1410	-48.22	-13	-35.22	-58.79	-52.3	1.53	5.61	V	Pass
2115	-47.93	-13	-34.93	-61.15	-52.1	1.85	6.02	V	Pass
2820	-39.34	-13	-26.34	-54.37	-44.1	2.24	7.00	V	Pass
3525	-40.40	-13	-27.40	-56.9	-46.2	2.46	8.26	V	Pass

<High Channel>

Band :	LTE Band 2	**Temperature :**	21~23°C
Test Mode :	1.4MHz QPSK RB Size 1 Offset 5	**Relative Humidity :**	47~49%
Test Engineer :	Eric Shih	**Polarization :**	Horizontal
Remark :	1. Spurious emissions within 30-1000MHz were found more than 20dB below limit line. 2. The harmonic (8th, 9th, 10th,…etc.) and other spurious are not reported, because those levels are lower than average limit line and background noise.		

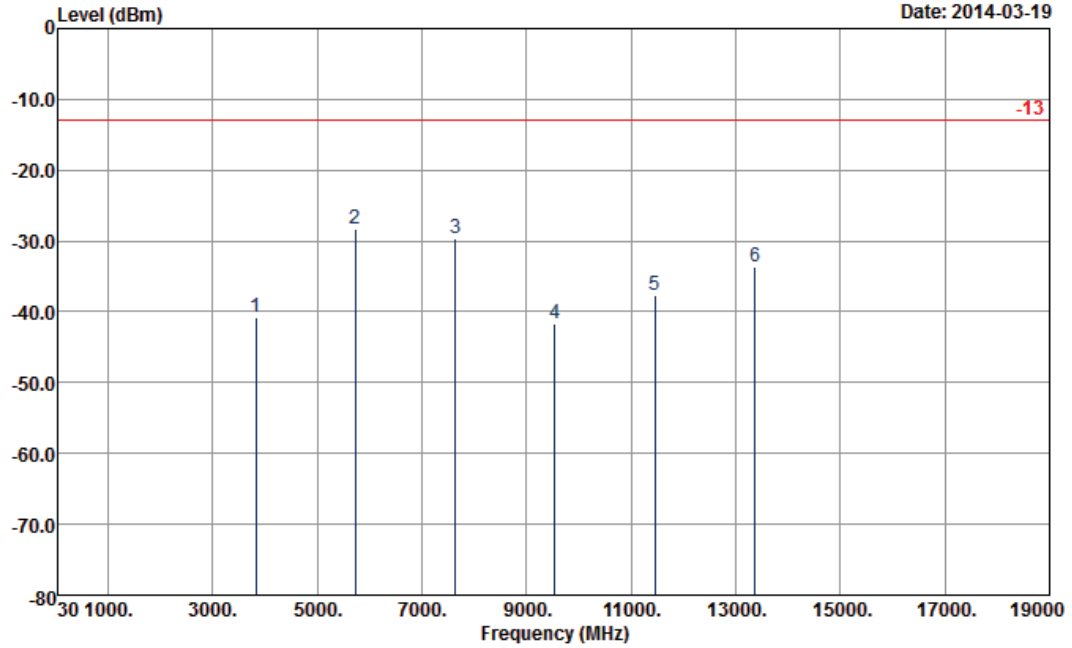

Site : 03CH07-HY
Condition : -13 HF-EIRP(080306) HORIZONTAL

Frequency (MHz)	EIRP (dBm)	Limit (dBm)	Over Limit (dB)	SPA Reading (dBm)	S.G. Power (dBm)	TX Cable loss (dB)	TX Antenna Gain (dBi)	Polarization (H/V)	Result
3819	-40.89	-13	-27.89	-56.51	-47.15	2.61	8.87	H	Pass
5723	-28.21	-13	-15.21	-49.34	-36.01	3.09	10.89	H	Pass
7634	-29.72	-13	-16.72	-56.2	-38.22	3.68	12.18	H	Pass
9545	-41.76	-13	-28.76	-68.49	-50.89	4.23	13.36	H	Pass
11449	-37.64	-13	-24.64	-67.28	-46.75	4.31	13.42	H	Pass
13366	-33.66	-13	-20.66	-67.22	-43.23	4.32	13.89	H	Pass

Band :	LTE Band 2	**Temperature :**	21~23°C
Test Mode :	1.4MHz QPSK RB Size 1 Offset 5	**Relative Humidity :**	47~49%
Test Engineer :	Eric Shih	**Polarization :**	Vertical
Remark :	1. Spurious emissions within 30-1000MHz were found more than 20dB below limit line. 2. The harmonic (6th, 8th, 9th,…etc.) and other spurious are not reported, because those levels are lower than average limit line and background noise.		

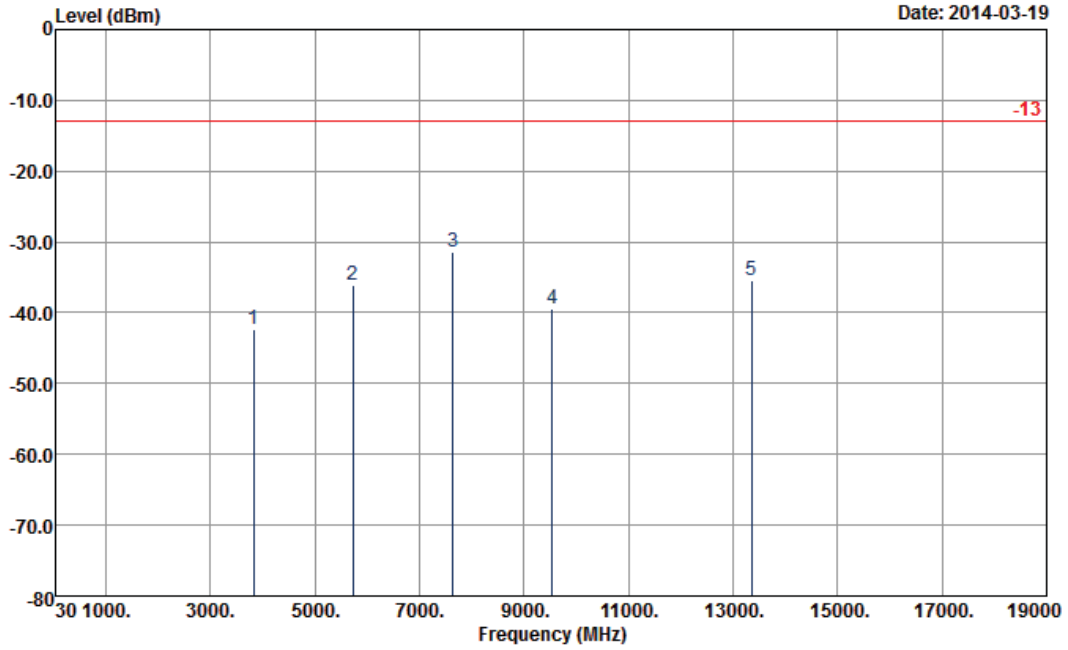

Site : 03CH07-HY
Condition : -13 HF-EIRP(080306) VERTICAL

Frequency (MHz)	EIRP (dBm)	Limit (dBm)	Over Limit (dB)	SPA Reading (dBm)	S.G. Power (dBm)	TX Cable loss (dB)	TX Antenna Gain (dBi)	Polarization (H/V)	Result
3819	-42.37	-13	-29.37	-58.8	-48.63	2.61	8.87	V	Pass
5723	-36.20	-13	-23.20	-57.15	-44	3.09	10.89	V	Pass
7634	-31.38	-13	-18.38	-57.59	-39.88	3.68	12.18	V	Pass
9545	-39.55	-13	-26.55	-66.14	-48.68	4.23	13.36	V	Pass
13357	-35.41	-13	-22.41	-67.11	-44.98	4.32	13.89	V	Pass

Band :	LTE Band 2	**Temperature :**	21~23°C
Test Mode :	3MHz QPSK RB Size 1 Offset 7	**Relative Humidity :**	47~49%
Test Engineer :	Eric Shih	**Polarization :**	Horizontal
Remark :	1. Spurious emissions within 30-1000MHz were found more than 20dB below limit line. 2. The harmonic (6th, 8th, 9th,…etc.) and other spurious are not reported, because those levels are lower than average limit line and background noise.		

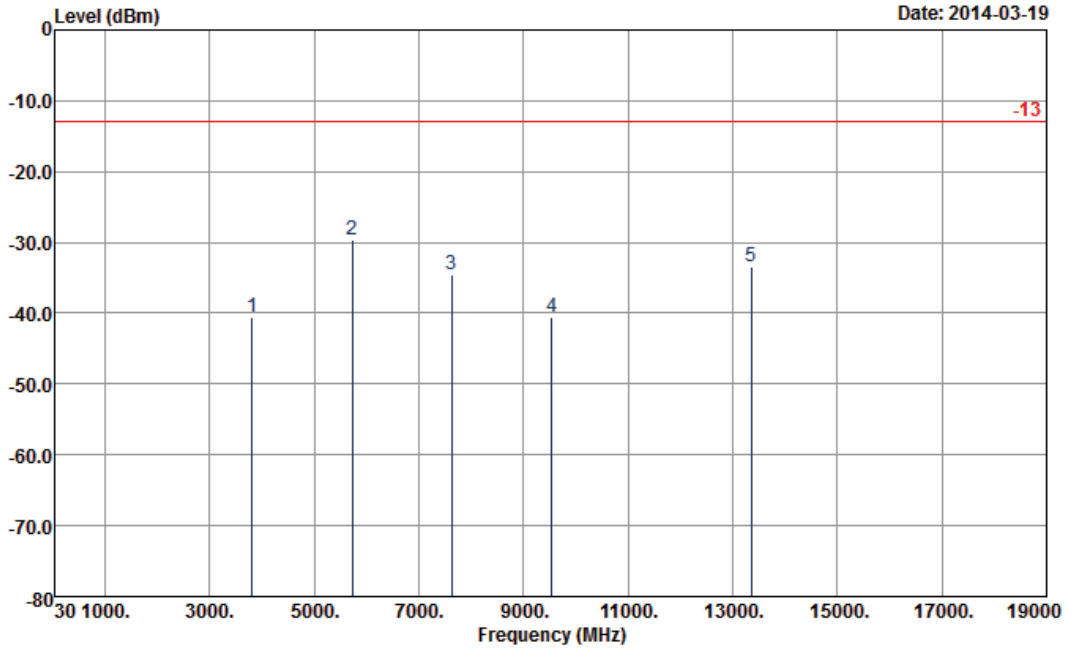

Site : 03CH07-HY
Condition : -13 HF-EIRP(080306) HORIZONTAL

Frequency (MHz)	EIRP (dBm)	Limit (dBm)	Over Limit (dB)	SPA Reading (dBm)	S.G. Power (dBm)	TX Cable loss (dB)	TX Antenna Gain (dBi)	Polarization (H/V)	Result
3812	-40.62	-13	-27.62	-56.08	-46.85	2.64	8.87	H	Pass
5723	-29.69	-13	-16.69	-50.88	-37.43	3.08	10.82	H	Pass
7627	-34.47	-13	-21.47	-60.86	-42.96	3.64	12.13	H	Pass
9538	-40.62	-13	-27.62	-67.33	-49.78	4.22	13.38	H	Pass
13348	-33.35	-13	-20.35	-66.98	-42.86	4.38	13.89	H	Pass

Band :	LTE Band 2	**Temperature :**	21~23°C
Test Mode :	3MHz QPSK RB Size 1 Offset 7	**Relative Humidity :**	47~49%
Test Engineer :	Eric Shih	**Polarization :**	Vertical
Remark :	1. Spurious emissions within 30-1000MHz were found more than 20dB below limit line. 2. The harmonic (6th, 8th, 9th,…etc.) and other spurious are not reported, because those levels are lower than average limit line and background noise.		

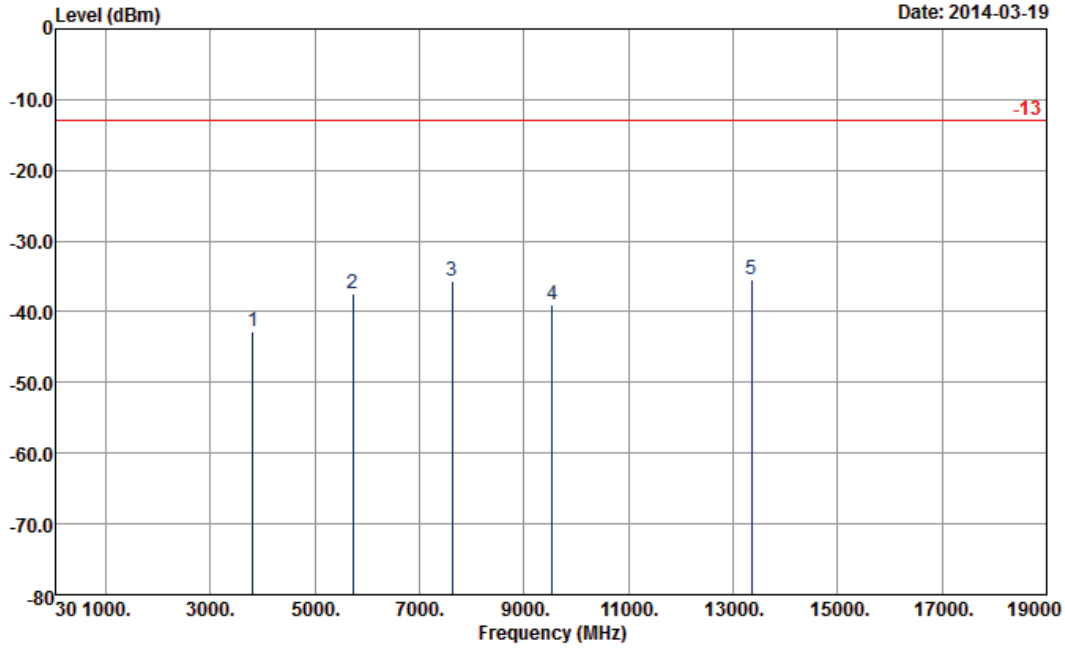

Site : 03CH07-HY
Condition : -13 HF-EIRP(080306) VERTICAL

Frequency (MHz)	EIRP (dBm)	Limit (dBm)	Over Limit (dB)	SPA Reading (dBm)	S.G. Power (dBm)	TX Cable loss (dB)	TX Antenna Gain (dBi)	Polarization (H/V)	Result
3812	-42.78	-13	-29.78	-59.24	-49.01	2.64	8.87	V	Pass
5723	-37.48	-13	-24.48	-58.39	-45.22	3.08	10.82	V	Pass
7627	-35.61	-13	-22.61	-61.82	-44.1	3.64	12.13	V	Pass
9538	-39.03	-13	-26.03	-65.57	-48.19	4.22	13.38	V	Pass
13348	-35.46	-13	-22.46	-67.13	-44.97	4.38	13.89	V	Pass

Band :	LTE Band 2	**Temperature :**	21~23°C
Test Mode :	5MHz QPSK RB Size 1 Offset 12	**Relative Humidity :**	47~49%
Test Engineer :	Eric Shih	**Polarization :**	Horizontal
Remark :	1. Spurious emissions within 30-1000MHz were found more than 20dB below limit line. 2. The harmonic (6th, 7th, 8th,…etc.) and other spurious are not reported, because those levels are lower than average limit line and background noise.		

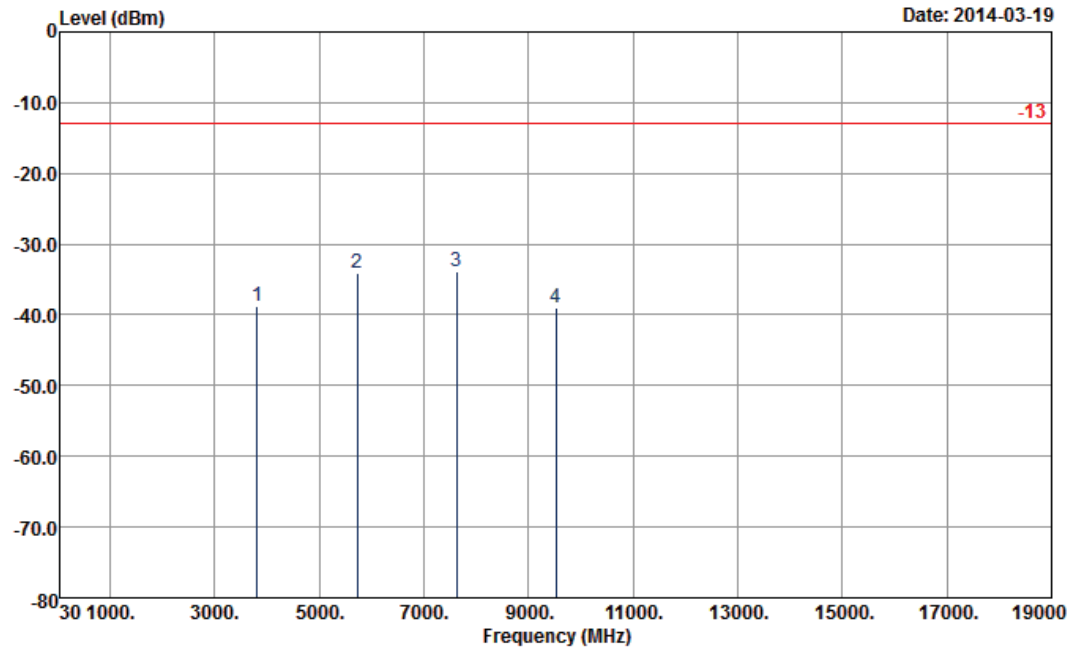

Site : 03CH07-HY
Condition : -13 HF-EIRP(080306) HORIZONTAL

Frequency (MHz)	EIRP (dBm)	Limit (dBm)	Over Limit (dB)	SPA Reading (dBm)	S.G. Power (dBm)	TX Cable loss (dB)	TX Antenna Gain (dBi)	Polarization (H/V)	Result
3812	-38.76	-13	-25.76	-55.44	-45.1	2.59	8.93	H	Pass
5716	-34.20	-13	-21.20	-55.46	-42.1	3.08	10.98	H	Pass
7620	-33.97	-13	-20.97	-60.73	-42.5	3.64	12.17	H	Pass
9524	-39.10	-13	-26.10	-65.67	-48.5	4.23	13.63	H	Pass

Band :	LTE Band 2	**Temperature :**	21~23°C
Test Mode :	5MHz QPSK RB Size 1 Offset 12	**Relative Humidity :**	47~49%
Test Engineer :	Eric Shih	**Polarization :**	Vertical
Remark :	1. Spurious emissions within 30-1000MHz were found more than 20dB below limit line. 2. The harmonic (6th, 7th, 8th,…etc.) and other spurious are not reported, because those levels are lower than average limit line and background noise.		

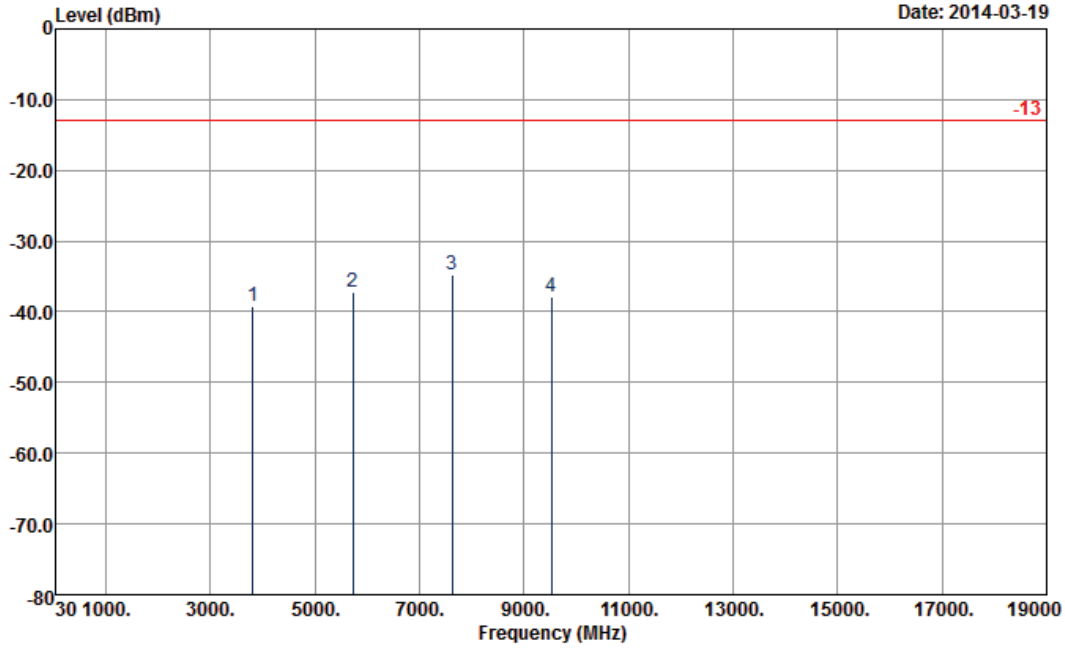

Site : 03CH07-HY
Condition : -13 HF-EIRP(080306) VERTICAL

Frequency (MHz)	EIRP (dBm)	Limit (dBm)	Over Limit (dB)	SPA Reading (dBm)	S.G. Power (dBm)	TX Cable loss (dB)	TX Antenna Gain (dBi)	Polarization (H/V)	Result
3812	-39.16	-13	-26.16	-55.78	-45.5	2.59	8.93	V	Pass
5716	-37.20	-13	-24.20	-57.99	-45.1	3.08	10.98	V	Pass
7620	-34.67	-13	-21.67	-61.74	-43.2	3.64	12.17	V	Pass
9524	-37.80	-13	-24.80	-64.68	-47.2	4.23	13.63	V	Pass

Band :	LTE Band 2	**Temperature :**	21~23°C
Test Mode :	10MHz QPSK RB Size 1 Offset 0	**Relative Humidity :**	47~49%
Test Engineer :	Eric Shih	**Polarization :**	Horizontal
Remark :	1. Spurious emissions within 30-1000MHz were found more than 20dB below limit line. 2. The harmonic (5th, 6th, 7th,…etc.) and other spurious are not reported, because those levels are lower than average limit line and background noise.		

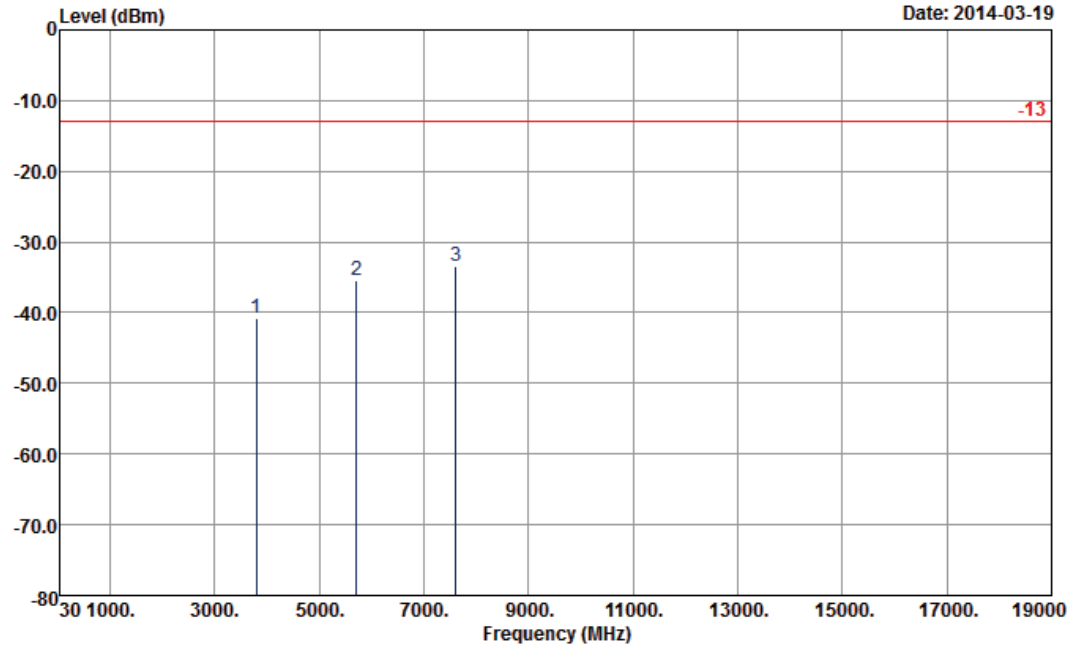

Site : 03CH07-HY
Condition : -13 HF-EIRP(080306) HORIZONTAL

Frequency (MHz)	EIRP (dBm)	Limit (dBm)	Over Limit (dB)	SPA Reading (dBm)	S.G. Power (dBm)	TX Cable loss (dB)	TX Antenna Gain (dBi)	Polarization (H/V)	Result
3798	-40.74	-13	-27.74	-56.4	-47.1	2.52	8.88	H	Pass
5702	-35.44	-13	-22.44	-56.44	-43.1	3.09	10.75	H	Pass
7600	-33.46	-13	-20.46	-60.08	-42.1	3.65	12.29	H	Pass

Band :	LTE Band 2	**Temperature :**	21~23°C
Test Mode :	10MHz QPSK RB Size 1 Offset 0	**Relative Humidity :**	47~49%
Test Engineer :	Eric Shih	**Polarization :**	Vertical
Remark :	1. Spurious emissions within 30-1000MHz were found more than 20dB below limit line. 2. The harmonic (5th, 6th, 7th,…etc.) and other spurious are not reported, because those levels are lower than average limit line and background noise.		

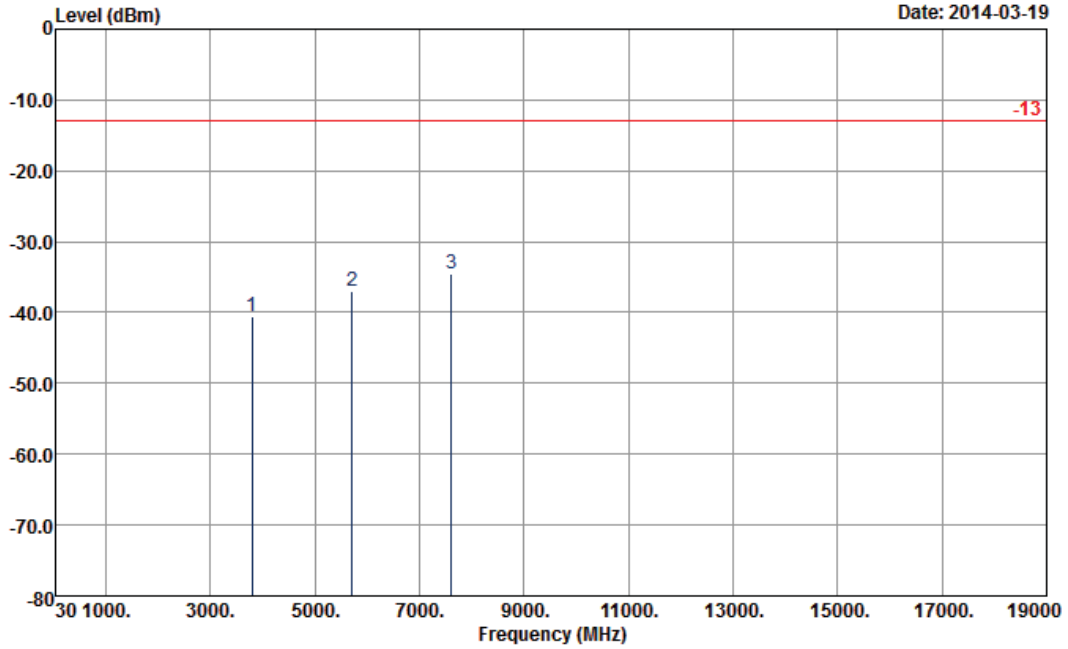

Site : 03CH07-HY
Condition : -13 HF-EIRP(080306) VERTICAL

Frequency (MHz)	EIRP (dBm)	Limit (dBm)	Over Limit (dB)	SPA Reading (dBm)	S.G. Power (dBm)	TX Cable loss (dB)	TX Antenna Gain (dBi)	Polarization (H/V)	Result
3798	-40.54	-13	-27.54	-57.28	-46.9	2.52	8.88	V	Pass
5702	-37.04	-13	-24.04	-58.05	-44.7	3.09	10.75	V	Pass
7600	-34.56	-13	-21.56	-62.1	-43.2	3.65	12.29	V	Pass

Band :	LTE Band 2	**Temperature :**	21~23°C
Test Mode :	15MHz QPSK RB Size 1 Offset 74	**Relative Humidity :**	47~49%
Test Engineer :	Eric Shih	**Polarization :**	Horizontal
Remark :	1. Spurious emissions within 30-1000MHz were found more than 20dB below limit line. 2. The harmonic (5th, 6th, 7th,…etc.) and other spurious are not reported, because those levels are lower than average limit line and background noise.		

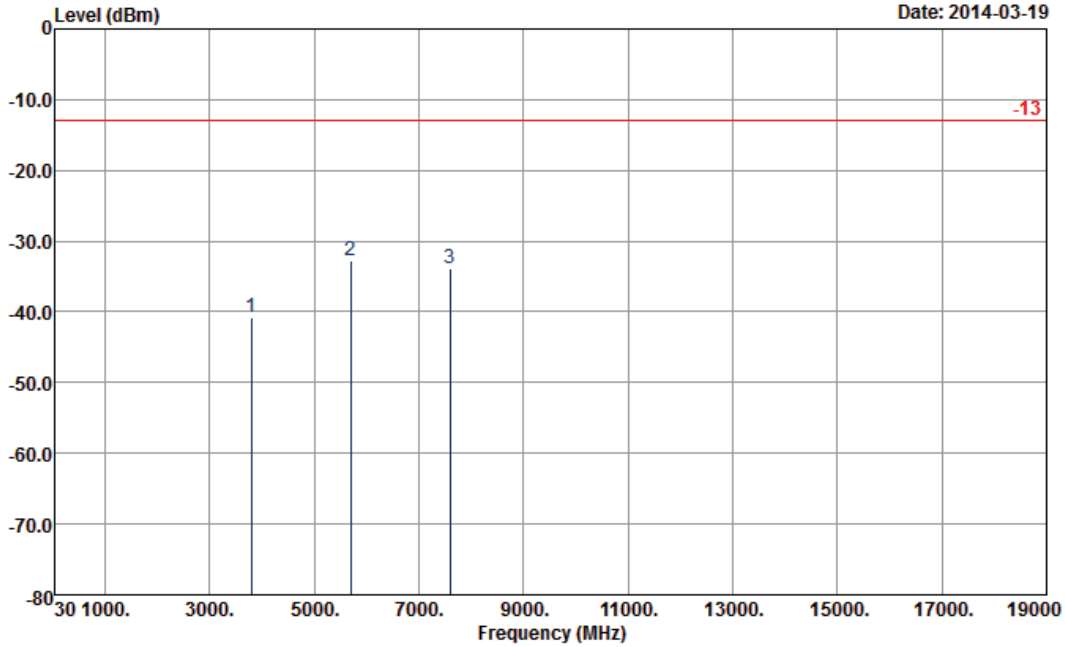

Site : 03CH07-HY
Condition : -13 HF-EIRP(080306) HORIZONTAL

Frequency (MHz)	EIRP (dBm)	Limit (dBm)	Over Limit (dB)	SPA Reading (dBm)	S.G. Power (dBm)	TX Cable loss (dB)	TX Antenna Gain (dBi)	Polarization (H/V)	Result
3791	-40.79	-13	-27.79	-56.32	-47.1	2.52	8.83	H	Pass
5688	-32.77	-13	-19.77	-53.87	-40.5	3.03	10.76	H	Pass
7585	-33.95	-13	-20.95	-60.55	-42.5	3.61	12.16	H	Pass

Band :	LTE Band 2	**Temperature :**	21~23°C
Test Mode :	15MHz QPSK RB Size 1 Offset 74	**Relative Humidity :**	47~49%
Test Engineer :	Eric Shih	**Polarization :**	Vertical
Remark :	1. Spurious emissions within 30-1000MHz were found more than 20dB below limit line. 2. The harmonic (5th, 6th, 7th,…etc.) and other spurious are not reported, because those levels are lower than average limit line and background noise.		

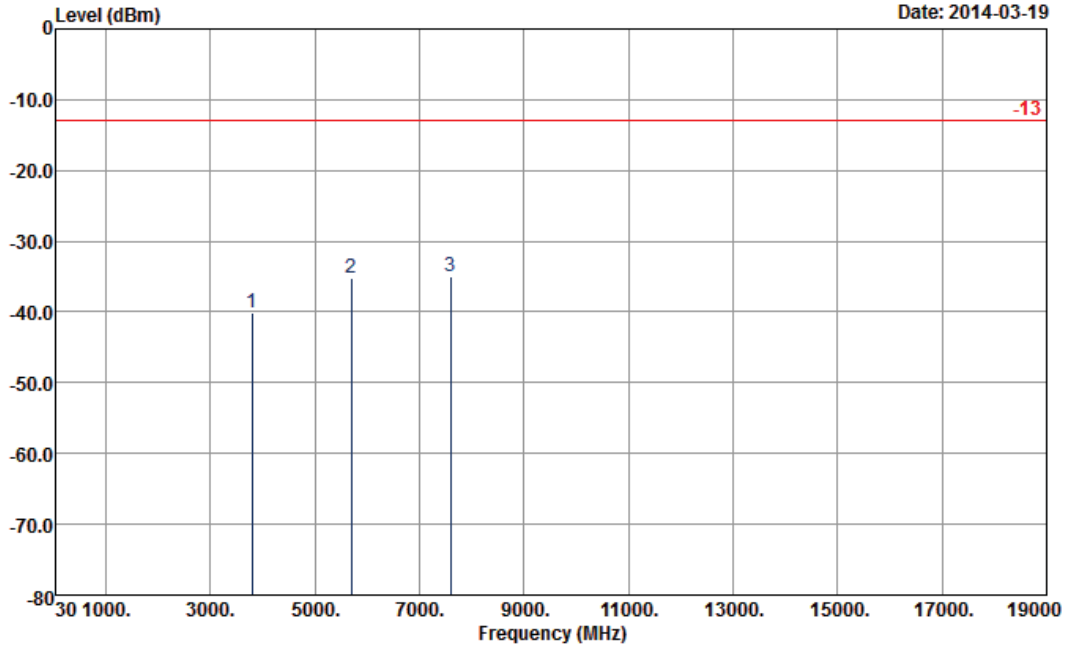

Site : 03CH07-HY
Condition : -13 HF-EIRP(080306) VERTICAL

Frequency (MHz)	EIRP (dBm)	Limit (dBm)	Over Limit (dB)	SPA Reading (dBm)	S.G. Power (dBm)	TX Cable loss (dB)	TX Antenna Gain (dBi)	Polarization (H/V)	Result
3791	-40.19	-13	-27.19	-56.9	-46.5	2.52	8.83	V	Pass
5688	-35.17	-13	-22.17	-56.31	-42.9	3.03	10.76	V	Pass
7585	-35.05	-13	-22.05	-61.93	-43.6	3.61	12.16	V	Pass

Band :	LTE Band 2	**Temperature :**	21~23°C
Test Mode :	20MHz QPSK RB Size 50 Offset 49	**Relative Humidity :**	47~49%
Test Engineer :	Eric Shih	**Polarization :**	Horizontal
Remark :	1. Spurious emissions within 30-1000MHz were found more than 20dB below limit line. 2. The harmonic (6th, 7th, 8th,…etc.) and other spurious are not reported, because those levels are lower than average limit line and background noise.		

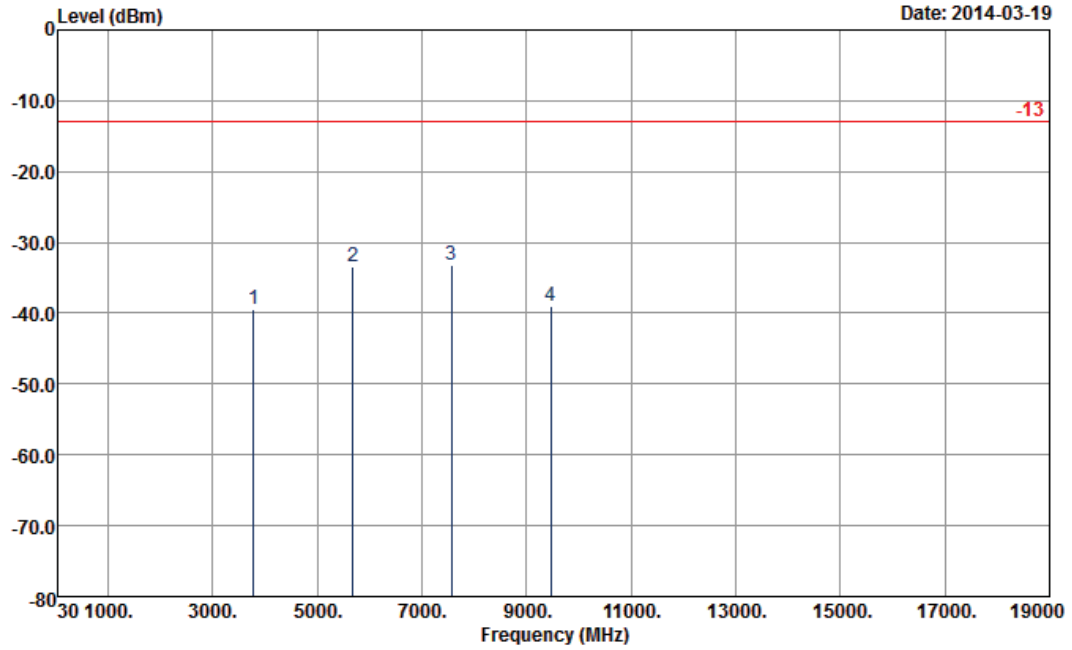

Site : 03CH07-HY
Condition : -13 HF-EIRP(080306) HORIZONTAL

Frequency (MHz)	EIRP (dBm)	Limit (dBm)	Over Limit (dB)	SPA Reading (dBm)	S.G. Power (dBm)	TX Cable loss (dB)	TX Antenna Gain (dBi)	Polarization (H/V)	Result
3780	-39.52	-13	-26.52	-54.98	-45.9	2.52	8.90	H	Pass
5674	-33.45	-13	-20.45	-54.6	-41.2	3.01	10.76	H	Pass
7564	-33.27	-13	-20.27	-60.67	-41.8	3.62	12.15	H	Pass
9456	-39.10	-13	-26.10	-65.61	-48.2	4.13	13.23	H	Pass

Band :	LTE Band 2	**Temperature :**	21~23°C
Test Mode :	20MHz QPSK RB Size 50 Offset 49	**Relative Humidity :**	47~49%
Test Engineer :	Eric Shih	**Polarization :**	Vertical
Remark :	1. Spurious emissions within 30-1000MHz were found more than 20dB below limit line. 2. The harmonic (6th, 7th, 8th,…etc.) and other spurious are not reported, because those levels are lower than average limit line and background noise.		

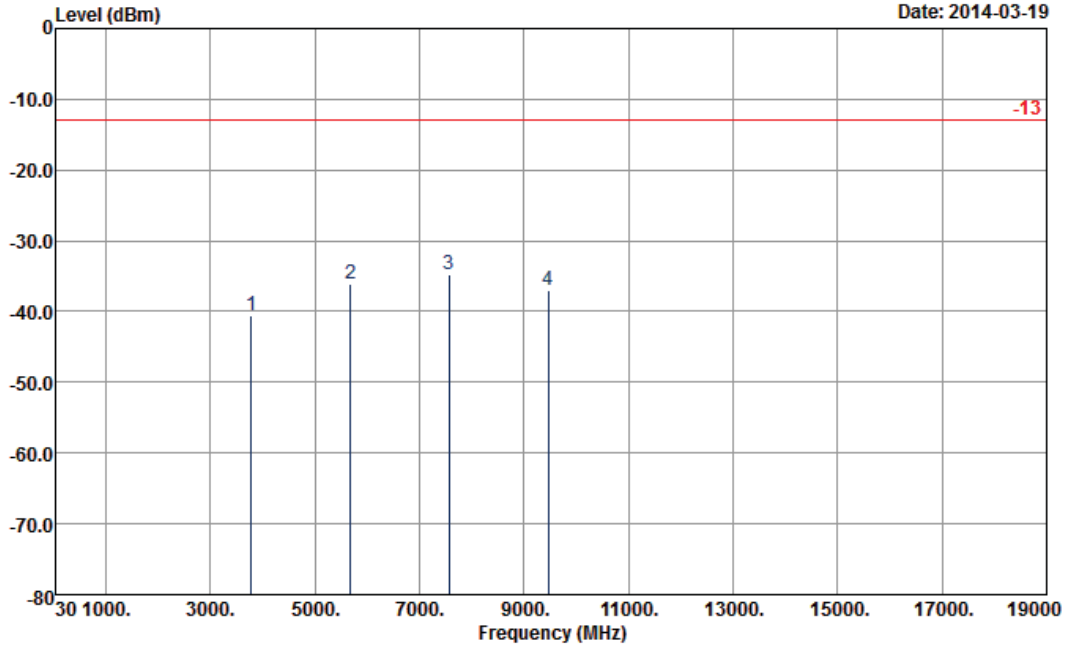

Site : 03CH07-HY
Condition : -13 HF-EIRP(080306) VERTICAL

Frequency (MHz)	EIRP (dBm)	Limit (dBm)	Over Limit (dB)	SPA Reading (dBm)	S.G. Power (dBm)	TX Cable loss (dB)	TX Antenna Gain (dBi)	Polarization (H/V)	Result
3780	-40.52	-13	-27.52	-57.02	-46.9	2.52	8.90	V	Pass
5672	-36.15	-13	-23.15	-57.22	-43.9	3.01	10.76	V	Pass
7564	-34.67	-13	-21.67	-61.97	-43.2	3.62	12.15	V	Pass
9456	-37.00	-13	-24.00	-63.7	-46.1	4.13	13.23	V	Pass

Band :	LTE Band 4	**Temperature :**	21~23°C
Test Mode :	1.4MHz QPSK RB Size 1 Offset 0	**Relative Humidity :**	47~49%
Test Engineer :	Eric Shih	**Polarization :**	Horizontal
Remark :	1. Spurious emissions within 30-1000MHz were found more than 20dB below limit line. 2. The harmonic (8th, 9th, 10th) and other spurious are not reported, because those levels are lower than average limit line and background noise.		

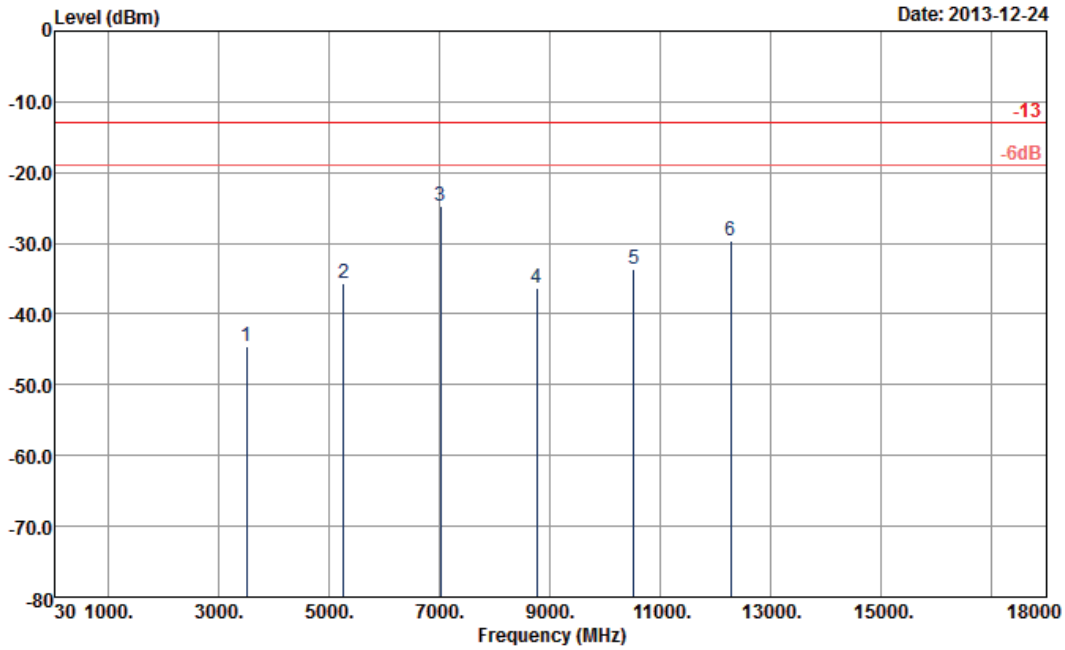

Site : 03CH07-HY
Condition : -13 HF-EIRP(080306) HORIZONTAL

Frequency (MHz)	EIRP (dBm)	Limit (dBm)	Over Limit (dB)	SPA Reading (dBm)	S.G. Power (dBm)	TX Cable loss (dB)	TX Antenna Gain (dBi)	Polarization (H/V)	Result
3504	-44.62	-13	-31.62	-58.98	-48.89	4.14	8.41	H	Pass
5261	-35.63	-13	-22.63	-54.85	-40.58	5.12	10.07	H	Pass
7018	-24.71	-13	-11.71	-51.19	-30	6.13	11.42	H	Pass
8768	-36.26	-13	-23.26	-61.89	-41.36	8.05	13.15	H	Pass
10520	-33.60	-13	-20.60	-62.96	-39.14	7.38	12.92	H	Pass
12280	-29.69	-13	-16.69	-61.58	-32.79	9.8	12.90	H	Pass

Band :	LTE Band 4	**Temperature :**	21~23°C
Test Mode :	1.4MHz QPSK RB Size 1 Offset 0	**Relative Humidity :**	47~49%
Test Engineer :	Eric Shih	**Polarization :**	Vertical
Remark :	1. Spurious emissions within 30-1000MHz were found more than 20dB below limit line. 2. The harmonic (8th, 9th, 10th) and other spurious are not reported, because those levels are lower than average limit line and background noise.		

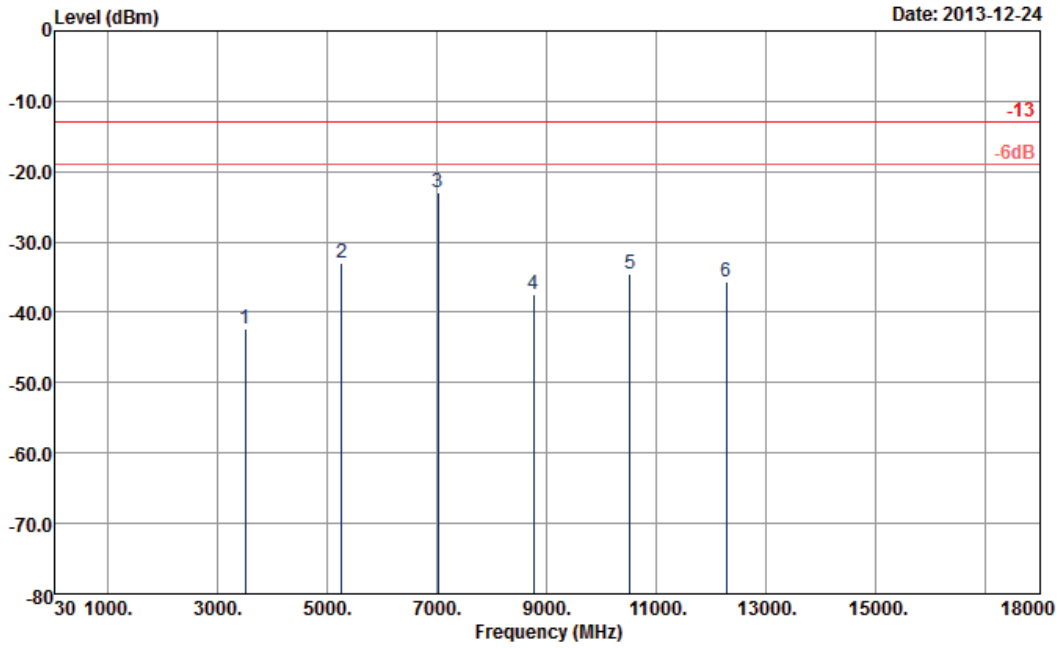

Site : 03CH07-HY
Condition : -13 HF-EIRP(080306) VERTICAL

Frequency (MHz)	EIRP (dBm)	Limit (dBm)	Over Limit (dB)	SPA Reading (dBm)	S.G. Power (dBm)	TX Cable loss (dB)	TX Antenna Gain (dBi)	Polarization (H/V)	Result
3504	-42.38	-13	-29.38	-57.67	-46.65	4.14	8.41	V	Pass
5261	-33.05	-13	-20.05	-52.17	-38	5.12	10.07	V	Pass
7018	-23.03	-13	-10.03	-48.75	-28.32	6.13	11.42	V	Pass
8768	-37.54	-13	-24.54	-62.92	-42.64	8.05	13.15	V	Pass
10520	-34.47	-13	-21.47	-60.77	-40.01	7.38	12.92	V	Pass
12280	-35.62	-13	-22.62	-66.07	-38.72	9.8	12.90	V	Pass

Band :	LTE Band 4	**Temperature :**	21~23°C
Test Mode :	3MHz QPSK RB Size 1 Offset 14	**Relative Humidity :**	47~49%
Test Engineer :	Eric Shih	**Polarization :**	Horizontal
Remark :	1. Spurious emissions within 30-1000MHz were found more than 20dB below limit line. 2. The harmonic (6th, 7th, 8th,…etc.) and other spurious are not reported, because those levels are lower than average limit line and background noise.		

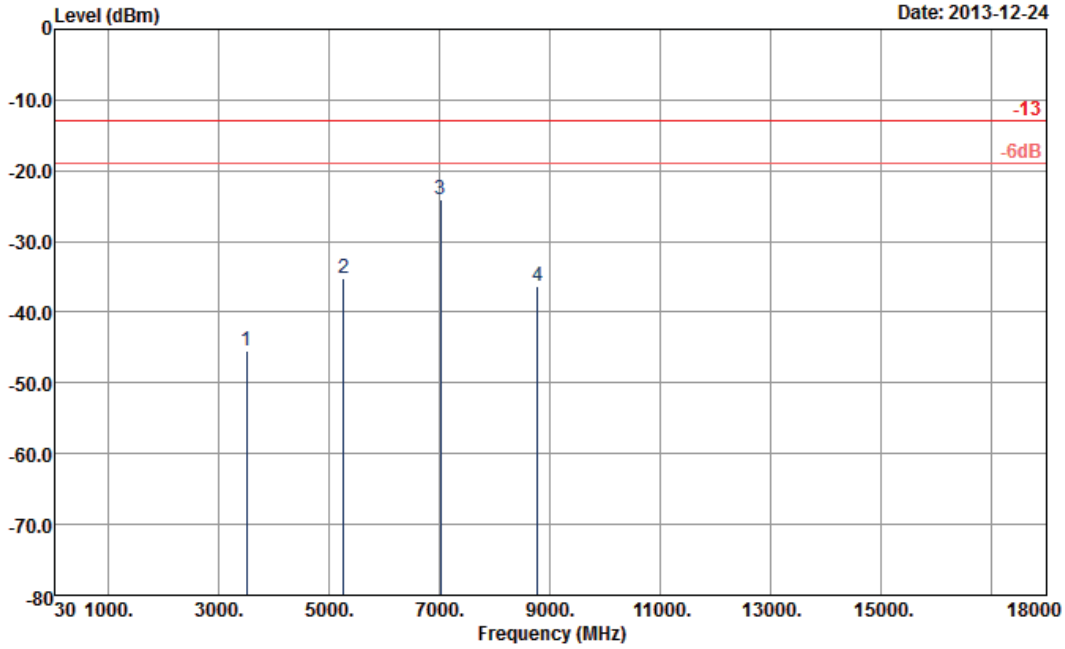

Site : 03CH07-HY
Condition : -13 HF-EIRP(080306) HORIZONTAL

Frequency (MHz)	EIRP (dBm)	Limit (dBm)	Over Limit (dB)	SPA Reading (dBm)	S.G. Power (dBm)	TX Cable loss (dB)	TX Antenna Gain (dBi)	Polarization (H/V)	Result
3511	-45.49	-13	-32.49	-59.81	-49.76	4.14	8.41	H	Pass
5261	-35.17	-13	-22.17	-54.29	-40.12	5.12	10.07	H	Pass
7018	-24.07	-13	-11.07	-50.64	-29.36	6.13	11.42	H	Pass
8775	-36.31	-13	-23.31	-61.97	-41.41	8.05	13.15	H	Pass

Band :	LTE Band 4	**Temperature :**	21~23°C
Test Mode :	3MHz QPSK RB Size 1 Offset 14	**Relative Humidity :**	47~49%
Test Engineer :	Eric Shih	**Polarization :**	Vertical
Remark :	1. Spurious emissions within 30-1000MHz were found more than 20dB below limit line. 2. The harmonic (6th, 7th, 8th,…etc.) and other spurious are not reported, because those levels are lower than average limit line and background noise.		

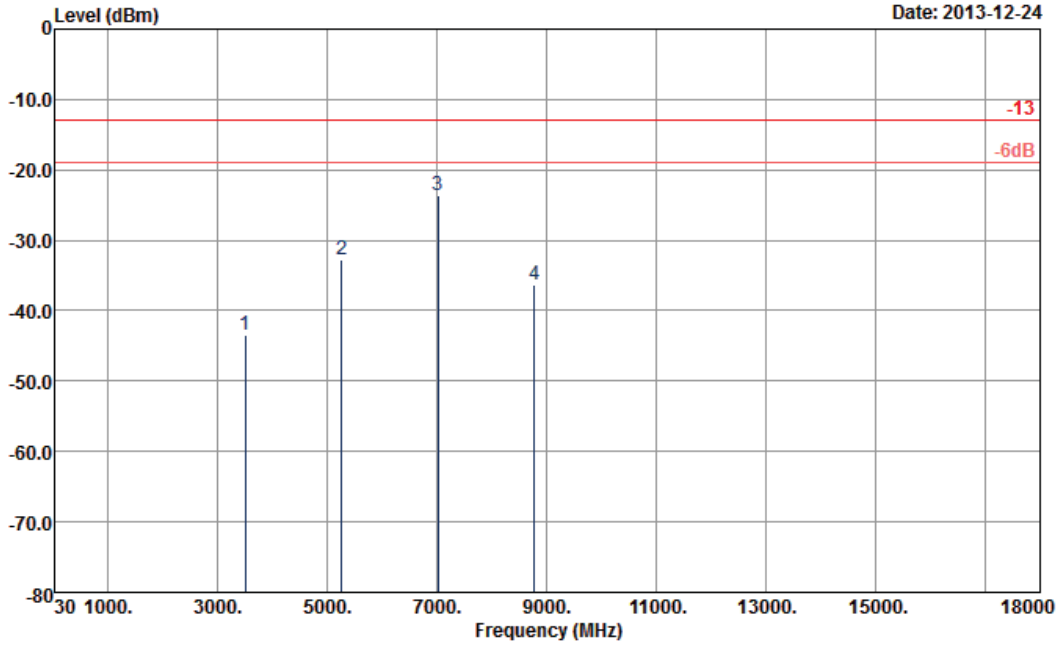

Site : 03CH07-HY
Condition : -13 HF-EIRP(080306) VERTICAL

Frequency (MHz)	EIRP (dBm)	Limit (dBm)	Over Limit (dB)	SPA Reading (dBm)	S.G. Power (dBm)	TX Cable loss (dB)	TX Antenna Gain (dBi)	Polarization (H/V)	Result
3511	-43.39	-13	-30.39	-58.87	-47.66	4.14	8.41	V	Pass
5261	-32.80	-13	-19.80	-51.99	-37.75	5.12	10.07	V	Pass
7018	-23.53	-13	-10.53	-49.11	-28.82	6.13	11.42	V	Pass
8775	-36.33	-13	-23.33	-61.67	-41.43	8.05	13.15	V	Pass

Band :	LTE Band 4	**Temperature :**	21~23°C
Test Mode :	5MHz QPSK RB Size 1 Offset 0	**Relative Humidity :**	47~49%
Test Engineer :	Eric Shih	**Polarization :**	Horizontal
Remark :	1. Spurious emissions within 30-1000MHz were found more than 20dB below limit line. 2. The harmonic (6th, 7th, 8th,…etc.) and other spurious are not reported, because those levels are lower than average limit line and background noise.		

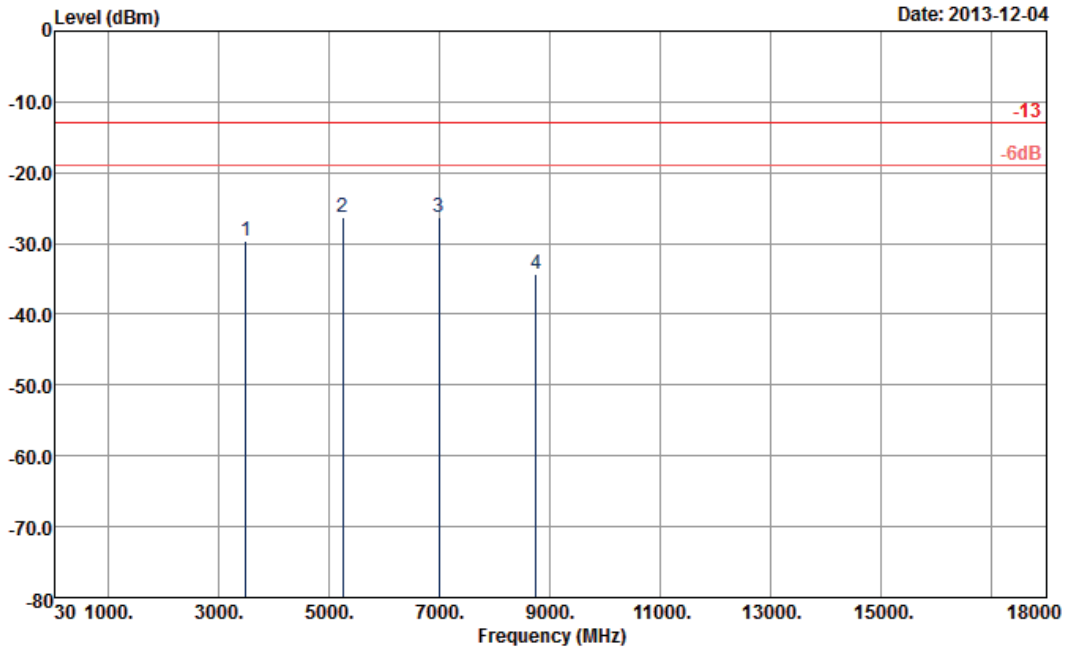

Site : 03CH07-HY
Condition : -13 HF-EIRP(080306) HORIZONTAL

Frequency (MHz)	EIRP (dBm)	Limit (dBm)	Over Limit (dB)	SPA Reading (dBm)	S.G. Power (dBm)	TX Cable loss (dB)	TX Antenna Gain (dBi)	Polarization (H/V)	Result
3500	-29.53	-13	-16.53	-44.22	-33.8	4.16	8.43	H	Pass
5250	-26.24	-13	-13.24	-45.71	-31.2	5.13	10.09	H	Pass
7000	-26.22	-13	-13.22	-53.07	-31.5	6.15	11.43	H	Pass
8750	-34.24	-13	-21.24	-60.32	-39.3	8.09	13.15	H	Pass

Band :	LTE Band 4	**Temperature :**	21~23°C
Test Mode :	5MHz QPSK RB Size 1 Offset 0	**Relative Humidity :**	47~49%
Test Engineer :	Eric Shih	**Polarization :**	Vertical
Remark :	1. Spurious emissions within 30-1000MHz were found more than 20dB below limit line. 2. The harmonic (6th, 7th, 8th,…etc.) and other spurious are not reported, because those levels are lower than average limit line and background noise.		

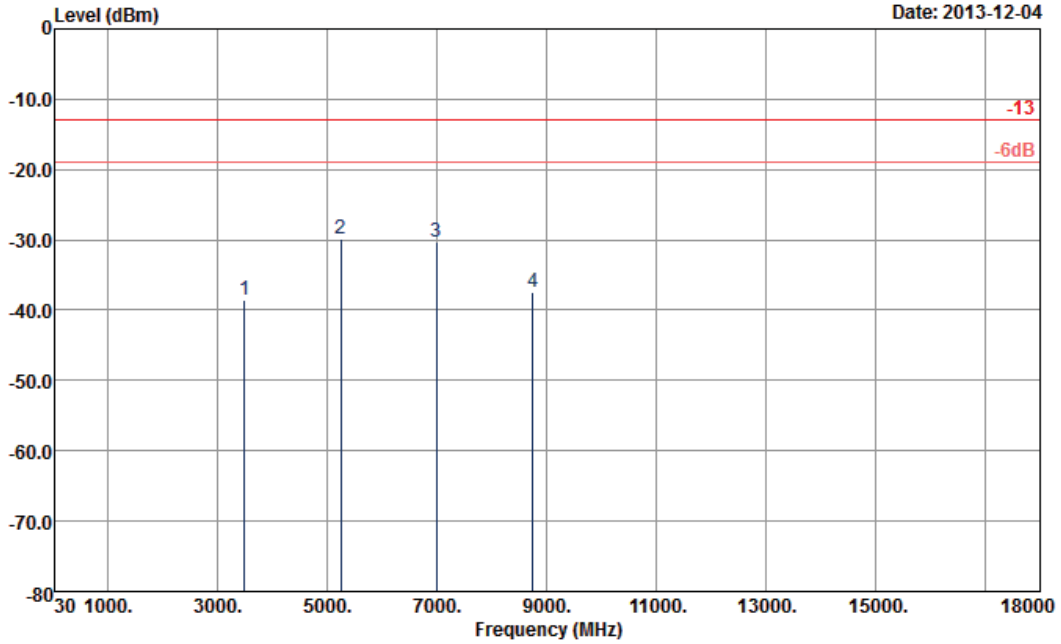

Site : 03CH07-HY
Condition : -13 HF-EIRP(080306) VERTICAL

Frequency (MHz)	EIRP (dBm)	Limit (dBm)	Over Limit (dB)	SPA Reading (dBm)	S.G. Power (dBm)	TX Cable loss (dB)	TX Antenna Gain (dBi)	Polarization (H/V)	Result
3500	-38.53	-13	-25.53	-54.07	-42.8	4.16	8.43	V	Pass
5250	-29.84	-13	-16.84	-49.44	-34.8	5.13	10.09	V	Pass
7000	-30.32	-13	-17.32	-56.22	-35.6	6.15	11.43	V	Pass
8750	-37.34	-13	-24.34	-63.2	-42.4	8.09	13.15	V	Pass

Band :	LTE Band 4	**Temperature :**	21~23°C
Test Mode :	10MHz QPSK RB Size 1 Offset 0	**Relative Humidity :**	47~49%
Test Engineer :	Eric Shih	**Polarization :**	Horizontal
Remark :	1. Spurious emissions within 30-1000MHz were found more than 20dB below limit line. 2. The harmonic (6th, 7th, 8th,…etc.) and other spurious are not reported, because those levels are lower than average limit line and background noise.		

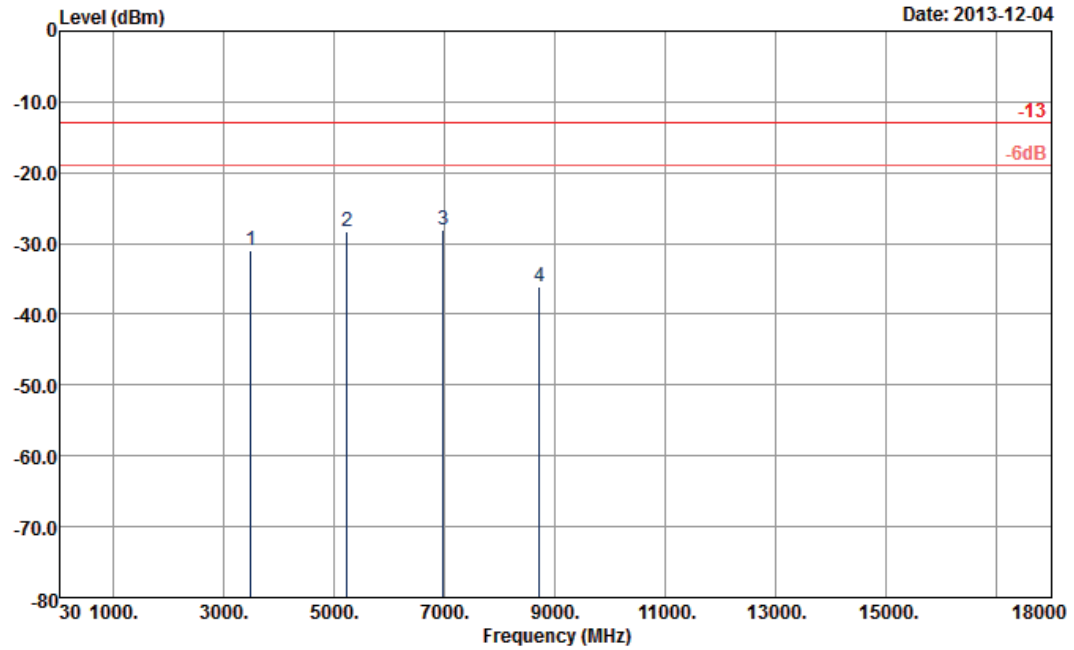

Site : 03CH07-HY
Condition : -13 HF-EIRP(080306) HORIZONTAL

Frequency (MHz)	EIRP (dBm)	Limit (dBm)	Over Limit (dB)	SPA Reading (dBm)	S.G. Power (dBm)	TX Cable loss (dB)	TX Antenna Gain (dBi)	Polarization (H/V)	Result
3490	-30.91	-13	-17.91	-45.52	-35.1	4.2	8.39	H	Pass
5235	-28.32	-13	-15.32	-47.48	-33.2	5.17	10.05	H	Pass
6980	-28.00	-13	-15.00	-54.62	-33.2	6.2	11.40	H	Pass
8725	-36.19	-13	-23.19	-62.19	-41.2	8.11	13.12	H	Pass

Band :	LTE Band 4	**Temperature :**	21~23°C
Test Mode :	10MHz QPSK RB Size 1 Offset 0	**Relative Humidity :**	47~49%
Test Engineer :	Eric Shih	**Polarization :**	Vertical
Remark :	1. Spurious emissions within 30-1000MHz were found more than 20dB below limit line. 2. The harmonic (6th, 7th, 8th,…etc.) and other spurious are not reported, because those levels are lower than average limit line and background noise.		

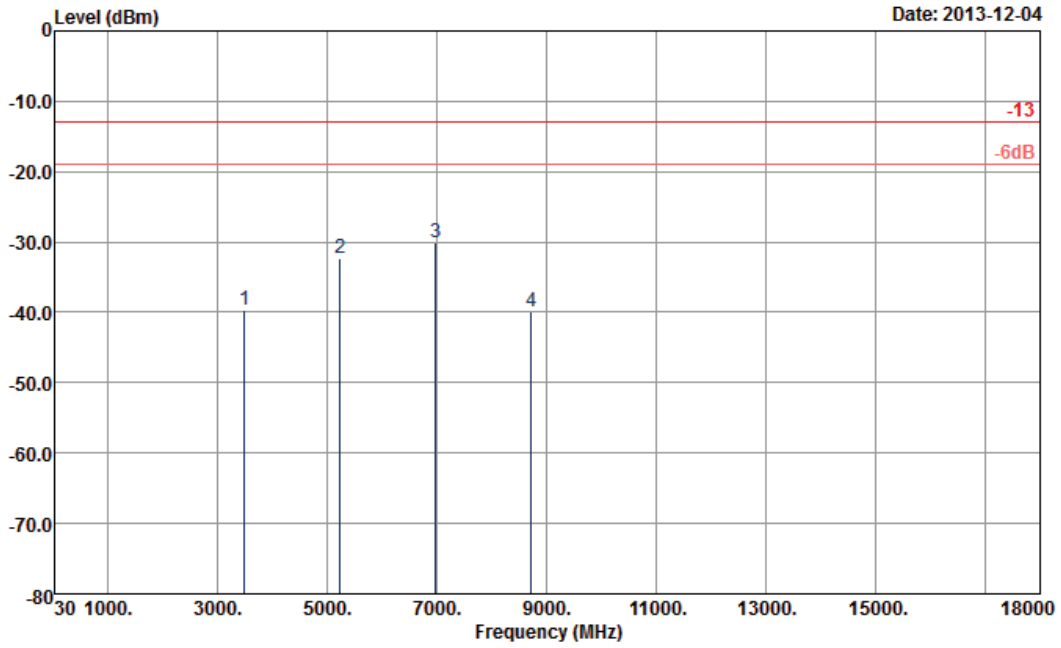

Site : 03CH07-HY
Condition : -13 HF-EIRP(080306) VERTICAL

Frequency (MHz)	EIRP (dBm)	Limit (dBm)	Over Limit (dB)	SPA Reading (dBm)	S.G. Power (dBm)	TX Cable loss (dB)	TX Antenna Gain (dBi)	Polarization (H/V)	Result
3490	-39.61	-13	-26.61	-55.35	-43.8	4.2	8.39	V	Pass
5235	-32.22	-13	-19.22	-51.26	-37.1	5.17	10.05	V	Pass
6980	-30.00	-13	-17.00	-55.69	-35.2	6.2	11.40	V	Pass
8725	-39.79	-13	-26.79	-65.71	-44.8	8.11	13.12	V	Pass

Band :	LTE Band 4	**Temperature :**	21~23°C
Test Mode :	15MHz QPSK RB Size 1 Offset 0	**Relative Humidity :**	47~49%
Test Engineer :	Eric Shih	**Polarization :**	Horizontal
Remark :	1. Spurious emissions within 30-1000MHz were found more than 20dB below limit line. 2. The harmonic (6th, 7th, 8th,…etc.) and other spurious are not reported, because those levels are lower than average limit line and background noise.		

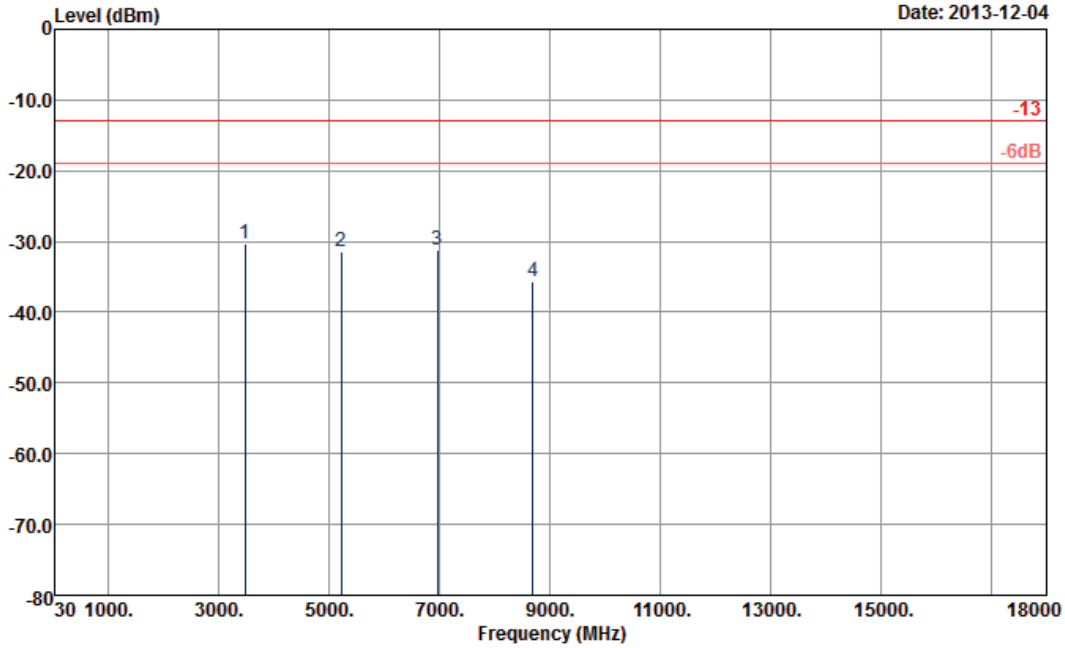

Site : 03CH07-HY
Condition : -13 HF-EIRP(080306) HORIZONTAL

Frequency (MHz)	EIRP (dBm)	Limit (dBm)	Over Limit (dB)	SPA Reading (dBm)	S.G. Power (dBm)	TX Cable loss (dB)	TX Antenna Gain (dBi)	Polarization (H/V)	Result
3480	-30.26	-13	-17.26	-44.75	-34.4	4.24	8.38	H	Pass
5220	-31.33	-13	-18.33	-50.69	-36.2	5.18	10.05	H	Pass
6960	-31.21	-13	-18.21	-57.86	-36.4	6.19	11.38	H	Pass
8700	-35.71	-13	-22.71	-61.82	-40.7	8.1	13.09	H	Pass

Band :	LTE Band 4	**Temperature :**	21~23°C
Test Mode :	15MHz QPSK RB Size 1 Offset 0	**Relative Humidity :**	47~49%
Test Engineer :	Eric Shih	**Polarization :**	Vertical
Remark :	1. Spurious emissions within 30-1000MHz were found more than 20dB below limit line. 2. The harmonic (6th, 7th, 8th,…etc.) and other spurious are not reported, because those levels are lower than average limit line and background noise.		

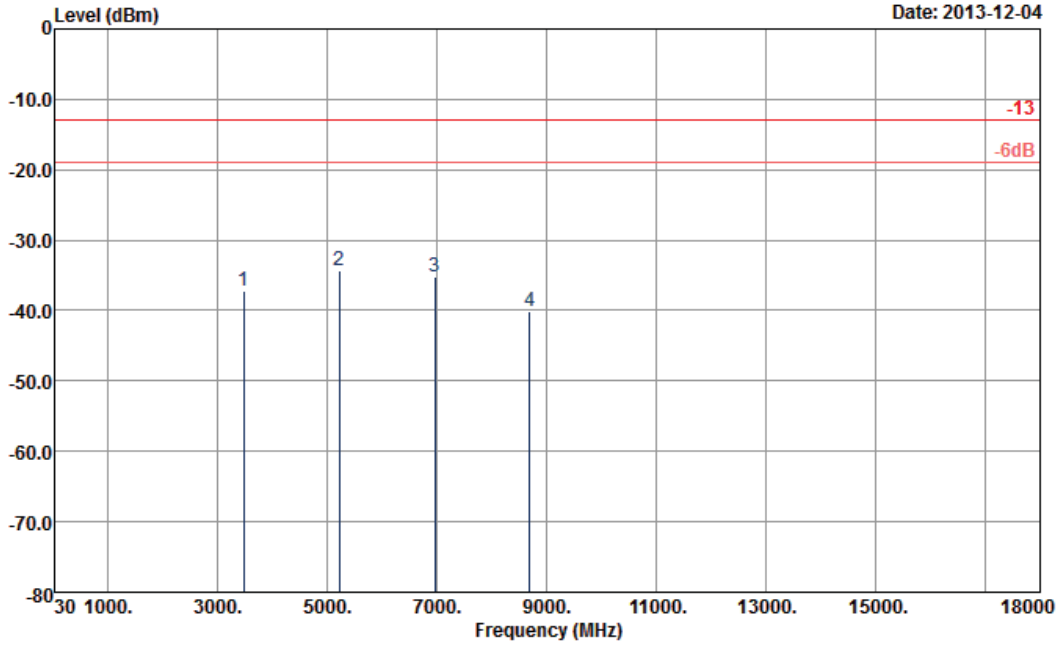

Site : 03CH07-HY
Condition : -13 HF-EIRP(080306) VERTICAL

Frequency (MHz)	EIRP (dBm)	Limit (dBm)	Over Limit (dB)	SPA Reading (dBm)	S.G. Power (dBm)	TX Cable loss (dB)	TX Antenna Gain (dBi)	Polarization (H/V)	Result
3480	-37.26	-13	-24.26	-52.97	-41.4	4.24	8.38	V	Pass
5220	-34.33	-13	-21.33	-53.81	-39.2	5.18	10.05	V	Pass
6960	-35.31	-13	-22.31	-61.1	-40.5	6.19	11.38	V	Pass
8700	-40.21	-13	-27.21	-66.19	-45.2	8.1	13.09	V	Pass

Band :	LTE Band 4	**Temperature :**	21~23°C
Test Mode :	20MHz QPSK RB Size 1 Offset 0	**Relative Humidity :**	47~49%
Test Engineer :	Eric Shih	**Polarization :**	Horizontal
Remark :	1. Spurious emissions within 30-1000MHz were found more than 20dB below limit line. 2. The harmonic (6th, 7th, 8th,…etc.) and other spurious are not reported, because those levels are lower than average limit line and background noise.		

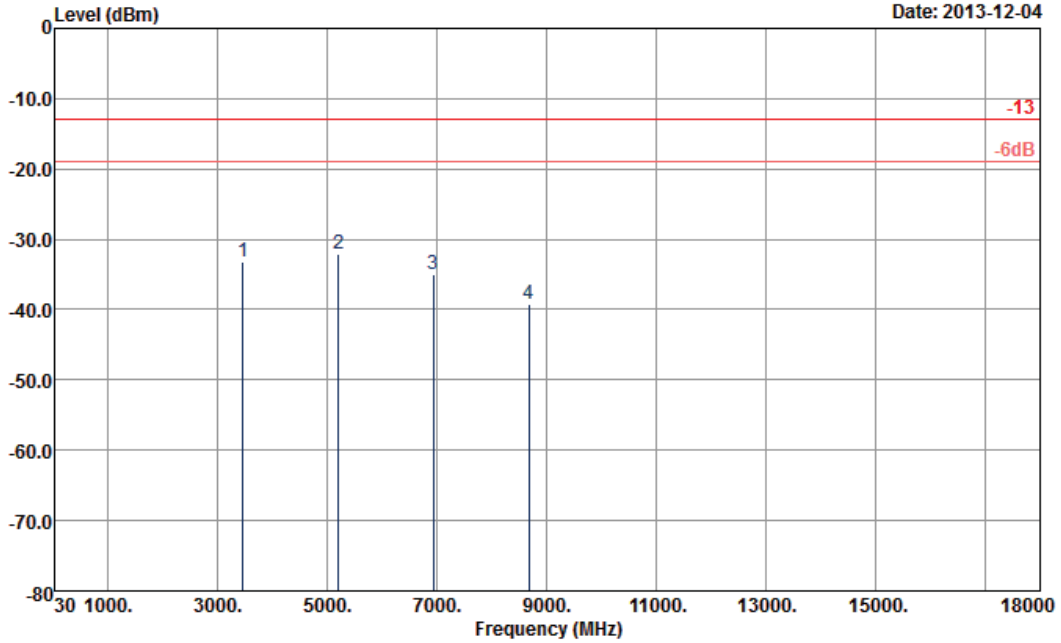

Site : 03CH07-HY
Condition : -13 HF-EIRP(080306) HORIZONTAL

Frequency (MHz)	EIRP (dBm)	Limit (dBm)	Over Limit (dB)	SPA Reading (dBm)	S.G. Power (dBm)	TX Cable loss (dB)	TX Antenna Gain (dBi)	Polarization (H/V)	Result
3470	-33.11	-13	-20.11	-47.97	-37.2	4.28	8.37	H	Pass
5205	-32.09	-13	-19.09	-51.36	-36.9	5.22	10.03	H	Pass
6940	-35.07	-13	-22.07	-61.38	-40.2	6.23	11.36	H	Pass
8675	-39.27	-13	-26.27	-65.4	-44.2	8.15	13.08	H	Pass

Band :	LTE Band 4	**Temperature :**	21~23°C
Test Mode :	20MHz QPSK RB Size 1 Offset 0	**Relative Humidity :**	47~49%
Test Engineer :	Eric Shih	**Polarization :**	Vertical
Remark :	1. Spurious emissions within 30-1000MHz were found more than 20dB below limit line. 2. The harmonic (5th, 6th, 7th,…etc.) and other spurious are not reported, because those levels are lower than average limit line and background noise.		

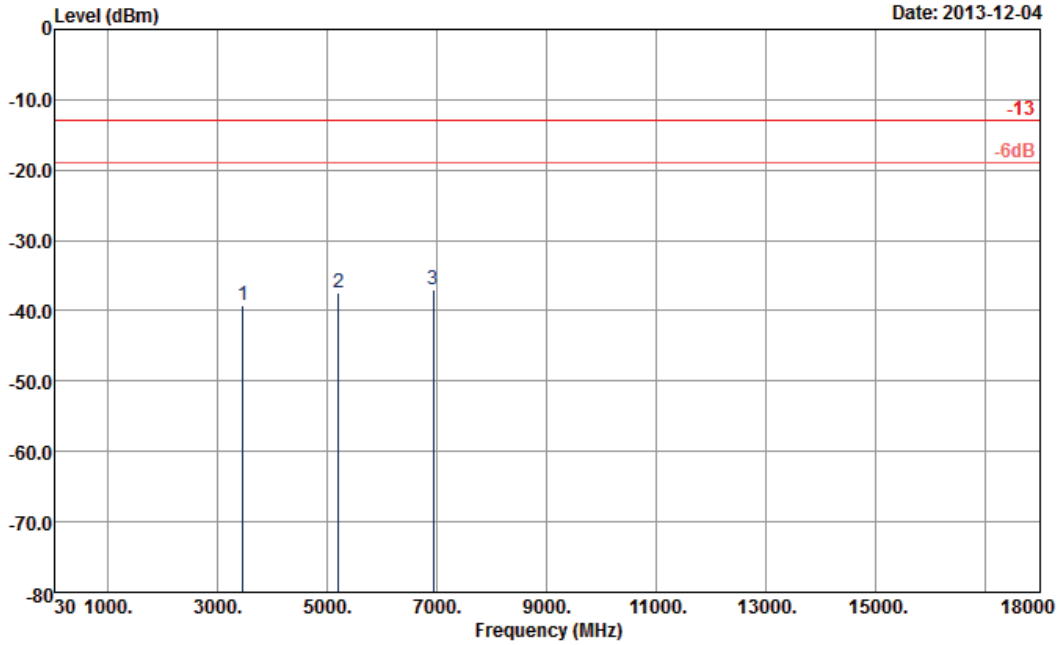

Site : 03CH07-HY
Condition : -13 HF-EIRP(080306) VERTICAL

Frequency (MHz)	EIRP (dBm)	Limit (dBm)	Over Limit (dB)	SPA Reading (dBm)	S.G. Power (dBm)	TX Cable loss (dB)	TX Antenna Gain (dBi)	Polarization (H/V)	Result
3470	-39.11	-13	-26.11	-54.82	-43.2	4.28	8.37	V	Pass
5208	-37.39	-13	-24.39	-56.35	-42.2	5.22	10.03	V	Pass
6940	-36.97	-13	-23.97	-62.7	-42.1	6.23	11.36	V	Pass

Band :	LTE Band 7	**Temperature :**	21~23°C
Test Mode :	5MHz QPSK RB Size 1 Offset 0	**Relative Humidity :**	47~49%
Test Engineer :	Eric Shih	**Polarization :**	Horizontal
Remark :	1. Spurious emissions within 30-1000MHz were found more than 20dB below limit line. 2. The harmonic (6th, 7th, 8th,…etc.) and other spurious are not reported, because those levels are lower than average limit line and background noise.		

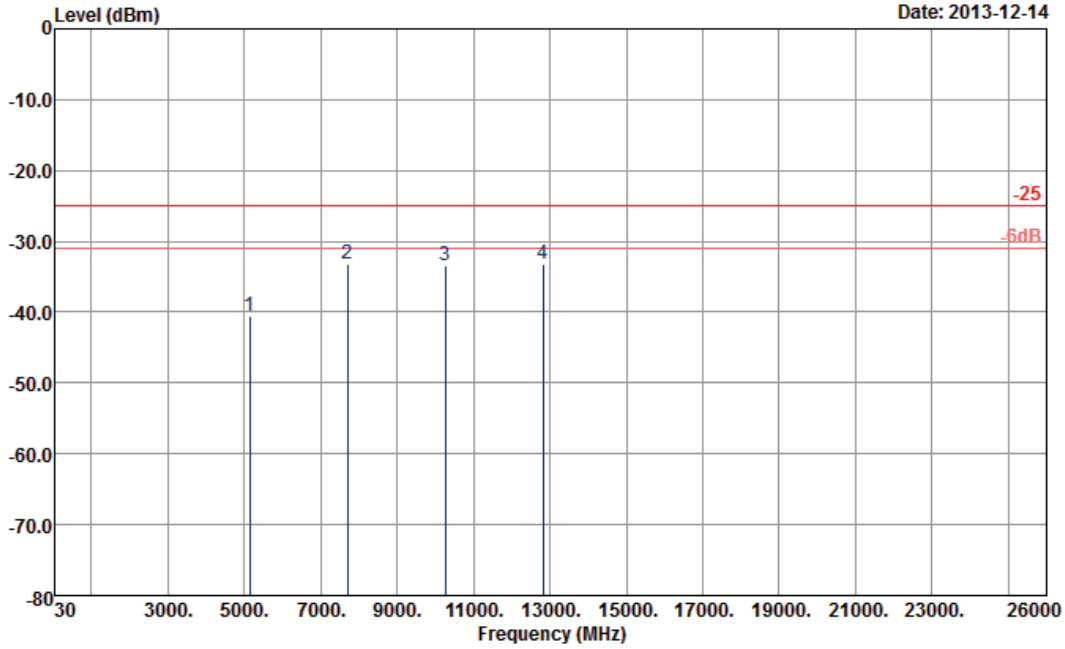

Site : 03CH07-HY
Condition : -25 HF-EIRP(080306) HORIZONTAL

Frequency (MHz)	ERP (dBm)	Limit (dBm)	Over Limit (dB)	SPA Reading (dBm)	S.G. Power (dBm)	TX Cable loss (dB)	TX Antenna Gain (dBi)	Polarization (H/V)	Result
5130	-40.57	-25	-15.57	-58.76	-44.1	6.9	10.43	H	Pass
7695	-33.17	-25	-8.17	-59.42	-36.1	9.39	12.32	H	Pass
10260	-33.36	-25	-8.36	-62.38	-37.5	8.71	12.85	H	Pass
12825	-33.21	-25	-8.21	-66.56	-37.5	9.02	13.31	H	Pass

Band :	LTE Band 7	**Temperature :**	21~23°C
Test Mode :	5MHz QPSK RB Size 1 Offset 0	**Relative Humidity :**	47~49%
Test Engineer :	Eric Shih	**Polarization :**	Vertical
Remark :	1. Spurious emissions within 30-1000MHz were found more than 20dB below limit line. 2. The harmonic (6th, 7th, 8th,…etc.) and other spurious are not reported, because those levels are lower than average limit line and background noise.		

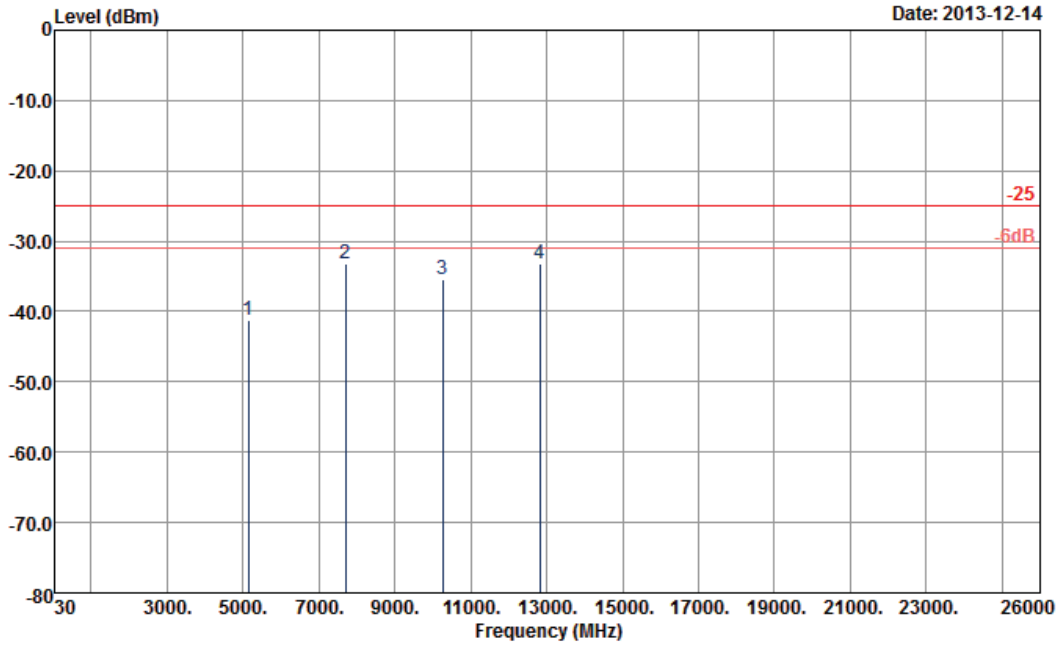

Site : 03CH07-HY
Condition : -25 HF-EIRP(080306) VERTICAL

Frequency (MHz)	ERP (dBm)	Limit (dBm)	Over Limit (dB)	SPA Reading (dBm)	S.G. Power (dBm)	TX Cable loss (dB)	TX Antenna Gain (dBi)	Polarization (H/V)	Result
5130	-41.27	-25	-16.27	-59.87	-44.8	6.9	10.43	V	Pass
7695	-33.27	-25	-8.27	-59.18	-36.2	9.39	12.32	V	Pass
10260	-35.36	-25	-10.36	-63.63	-39.5	8.71	12.85	V	Pass
12825	-33.31	-25	-8.31	-64.43	-37.6	9.02	13.31	V	Pass

Band :	LTE Band 7	**Temperature :**	21~23°C
Test Mode :	10MHz QPSK RB Size 1 Offset 49	**Relative Humidity :**	47~49%
Test Engineer :	Eric Shih	**Polarization :**	Horizontal
Remark :	1. Spurious emissions within 30-1000MHz were found more than 20dB below limit line. 2. The harmonic (6th, 7th, 8th,…etc.) and other spurious are not reported, because those levels are lower than average limit line and background noise.		

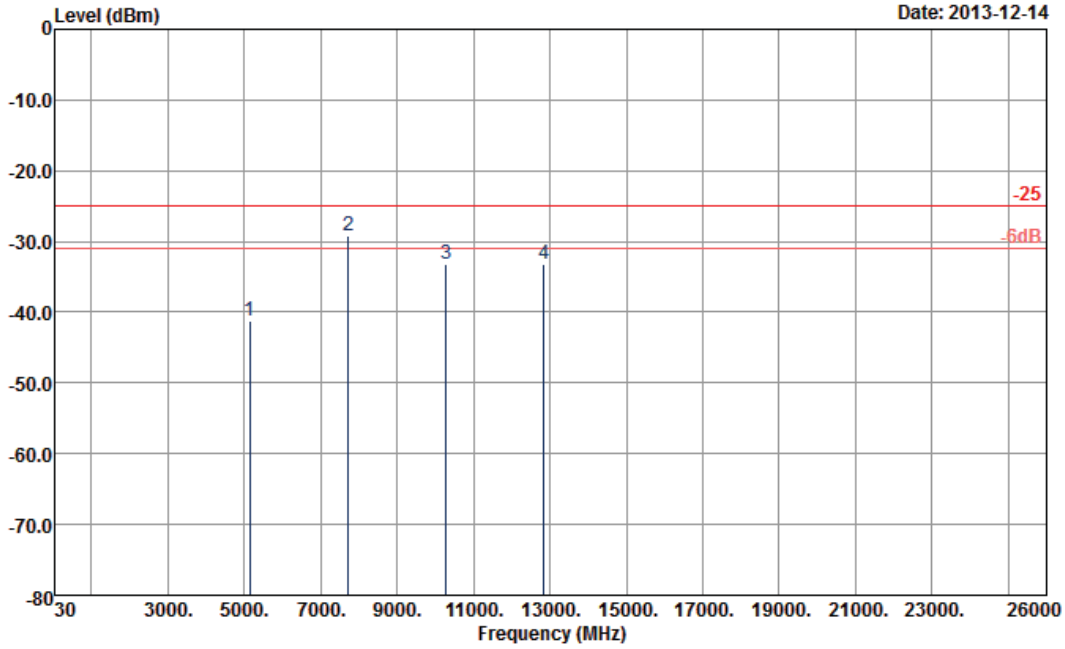

Site : 03CH07-HY
Condition : -25 HF-EIRP(080306) HORIZONTAL

Frequency (MHz)	ERP (dBm)	Limit (dBm)	Over Limit (dB)	SPA Reading (dBm)	S.G. Power (dBm)	TX Cable loss (dB)	TX Antenna Gain (dBi)	Polarization (H/V)	Result
5136	-41.26	-25	-16.26	-59.83	-44.8	6.88	10.42	H	Pass
7710	-29.16	-25	-4.16	-55.21	-32.1	9.37	12.31	H	Pass
10278	-33.31	-25	-8.31	-62.15	-37.5	8.64	12.83	H	Pass
12846	-33.13	-25	-8.13	-66.33	-37.4	9.01	13.28	H	Pass

Band :	LTE Band 7	**Temperature :**	21~23°C
Test Mode :	10MHz QPSK RB Size 1 Offset 49	**Relative Humidity :**	47~49%
Test Engineer :	Eric Shih	**Polarization :**	Vertical
Remark :	1. Spurious emissions within 30-1000MHz were found more than 20dB below limit line. 2. The harmonic (6th, 7th, 8th,…etc.) and other spurious are not reported, because those levels are lower than average limit line and background noise.		

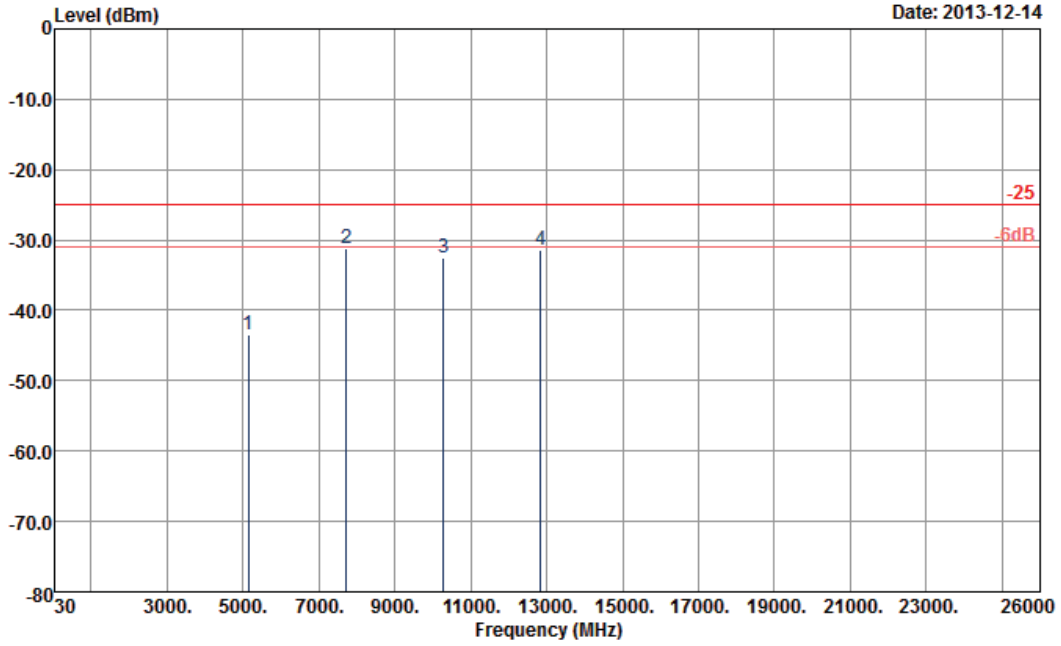

Site : 03CH07-HY
Condition : -25 HF-EIRP(080306) VERTICAL

Frequency (MHz)	ERP (dBm)	Limit (dBm)	Over Limit (dB)	SPA Reading (dBm)	S.G. Power (dBm)	TX Cable loss (dB)	TX Antenna Gain (dBi)	Polarization (H/V)	Result
5136	-43.36	-25	-18.36	-61.67	-46.9	6.88	10.42	V	Pass
7710	-31.26	-25	-6.26	-57.49	-34.2	9.37	12.31	V	Pass
10278	-32.51	-25	-7.51	-60.58	-36.7	8.64	12.83	V	Pass
12846	-31.33	-25	-6.33	-62.75	-35.6	9.01	13.28	V	Pass

Band :	LTE Band 7	**Temperature :**	21~23°C
Test Mode :	15MHz QPSK RB Size 1 Offset 74	**Relative Humidity :**	47~49%
Test Engineer :	Eric Shih	**Polarization :**	Horizontal
Remark :	1. Spurious emissions within 30-1000MHz were found more than 20dB below limit line. 2. The harmonic (6th, 7th, 8th,…etc.) and other spurious are not reported, because those levels are lower than average limit line and background noise.		

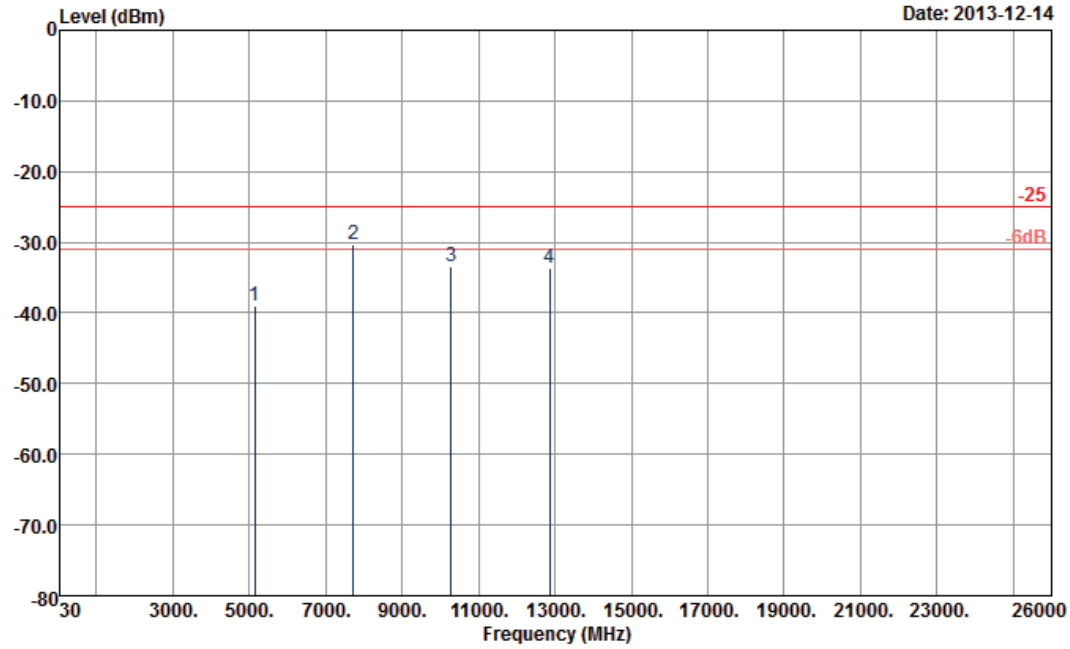

Site : 03CH07-HY
Condition : -25 HF-EIRP(080306) HORIZONTAL

Frequency (MHz)	ERP (dBm)	Limit (dBm)	Over Limit (dB)	SPA Reading (dBm)	S.G. Power (dBm)	TX Cable loss (dB)	TX Antenna Gain (dBi)	Polarization (H/V)	Result
5140	-39.06	-25	-14.06	-58.09	-42.6	6.87	10.41	H	Pass
7710	-30.25	-25	-5.25	-56.05	-33.2	9.35	12.30	H	Pass
10280	-33.41	-25	-8.41	-62.5	-37.6	8.63	12.82	H	Pass
12850	-33.65	-25	-8.65	-67.13	-37.9	9	13.25	H	Pass

Band :	LTE Band 7	**Temperature :**	21~23°C
Test Mode :	15MHz QPSK RB Size 1 Offset 74	**Relative Humidity :**	47~49%
Test Engineer :	Eric Shih	**Polarization :**	Vertical
Remark :	1. Spurious emissions within 30-1000MHz were found more than 20dB below limit line. 2. The harmonic (6th, 7th, 8th,…etc.) and other spurious are not reported, because those levels are lower than average limit line and background noise.		

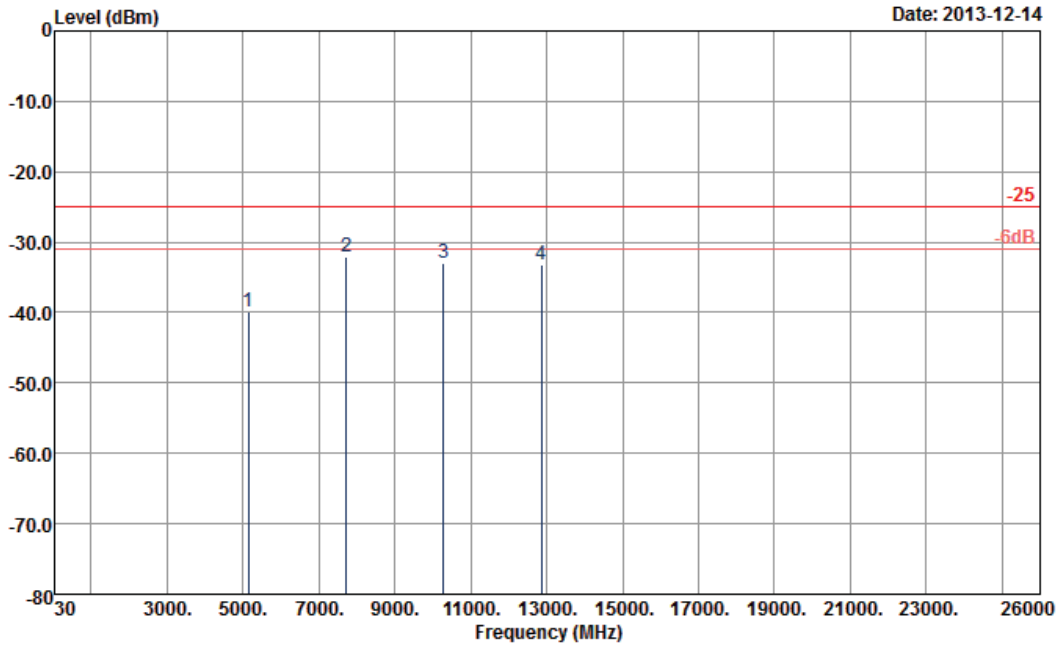

Site : 03CH07-HY
Condition : -25 HF-EIRP(080306) VERTICAL

Frequency (MHz)	ERP (dBm)	Limit (dBm)	Over Limit (dB)	SPA Reading (dBm)	S.G. Power (dBm)	TX Cable loss (dB)	TX Antenna Gain (dBi)	Polarization (H/V)	Result
5140	-39.86	-25	-14.86	-58.57	-43.4	6.87	10.41	V	Pass
7710	-32.15	-25	-7.15	-58	-35.1	9.35	12.30	V	Pass
10280	-33.01	-25	-8.01	-61.44	-37.2	8.63	12.82	V	Pass
12850	-33.25	-25	-8.25	-64.95	-37.5	9	13.25	V	Pass

Band :	LTE Band 7	**Temperature :**	21~23°C
Test Mode :	20MHz QPSK RB Size 1 Offset 0	**Relative Humidity :**	47~49%
Test Engineer :	Eric Shih	**Polarization :**	Horizontal
Remark :	1. Spurious emissions within 30-1000MHz were found more than 20dB below limit line. 2. The harmonic (6th, 7th, 8th,…etc.) and other spurious are not reported, because those levels are lower than average limit line and background noise.		

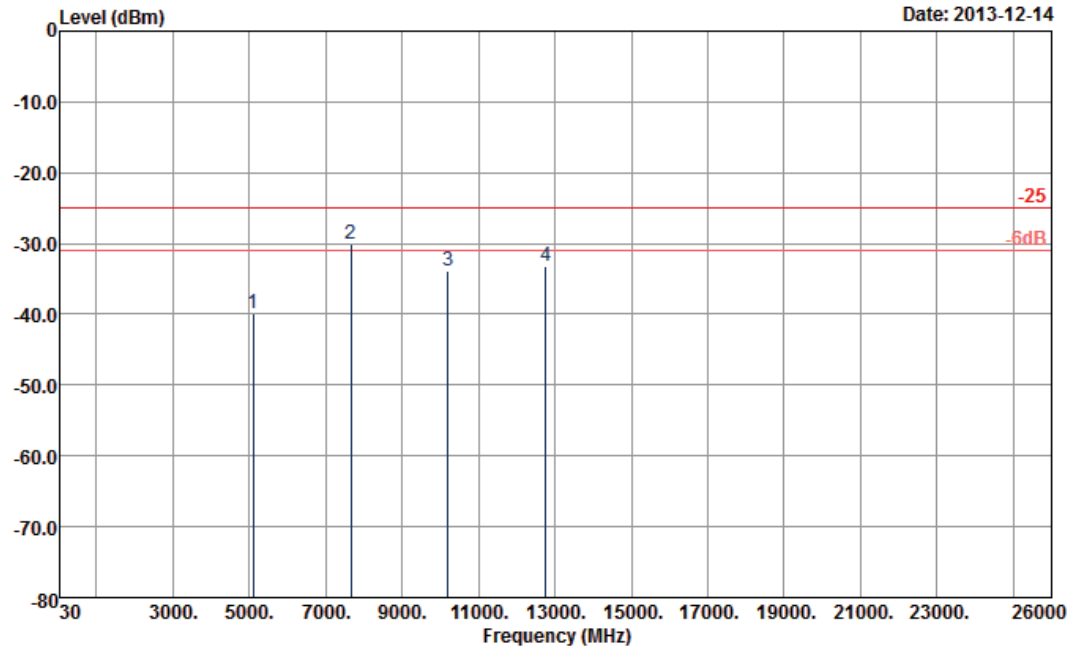

Site : 03CH07-HY
Condition : -25 HF-EIRP(080306) HORIZONTAL

Frequency (MHz)	ERP (dBm)	Limit (dBm)	Over Limit (dB)	SPA Reading (dBm)	S.G. Power (dBm)	TX Cable loss (dB)	TX Antenna Gain (dBi)	Polarization (H/V)	Result
5100	-39.96	-25	-14.96	-58.39	-43.5	6.86	10.40	H	Pass
7650	-30.15	-25	-5.15	-56.42	-33.1	9.34	12.29	H	Pass
10200	-33.91	-25	-8.91	-63.15	-38.1	8.62	12.81	H	Pass
12750	-33.25	-25	-8.25	-66.31	-37.5	8.99	13.24	H	Pass

Band :	LTE Band 7	**Temperature :**	21~23°C
Test Mode :	20MHz QPSK RB Size 1 Offset 0	**Relative Humidity :**	47~49%
Test Engineer :	Eric Shih	**Polarization :**	Vertical
Remark :	1. Spurious emissions within 30-1000MHz were found more than 20dB below limit line. 2. The harmonic (6th, 7th, 8th,…etc.) and other spurious are not reported, because those levels are lower than average limit line and background noise.		

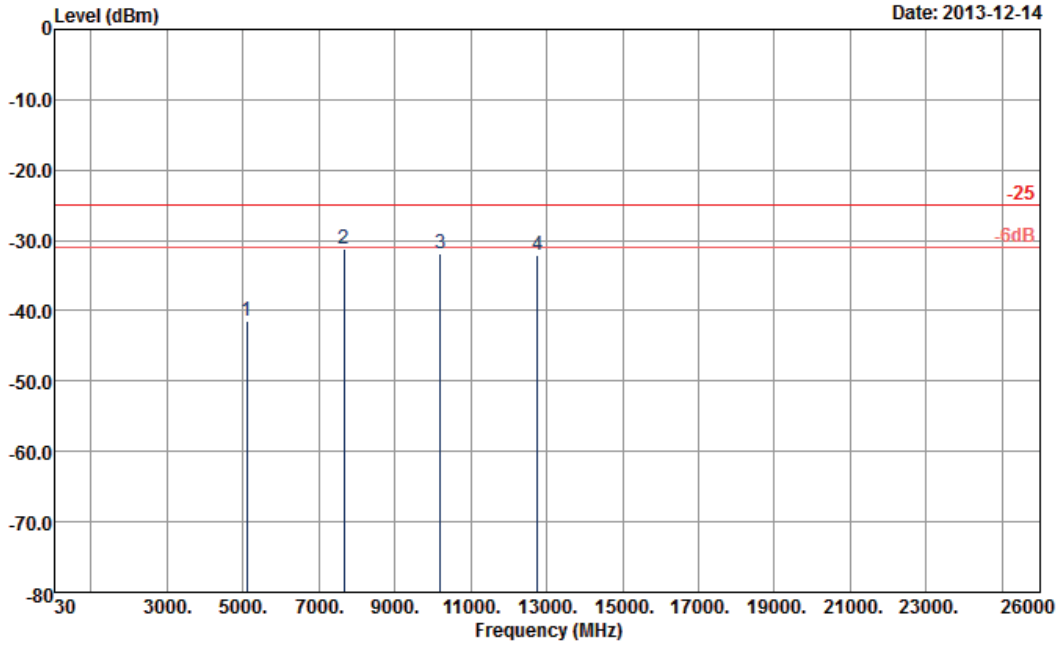

Site : 03CH07-HY
Condition : -25 HF-EIRP(080306) VERTICAL

Frequency (MHz)	ERP (dBm)	Limit (dBm)	Over Limit (dB)	SPA Reading (dBm)	S.G. Power (dBm)	TX Cable loss (dB)	TX Antenna Gain (dBi)	Polarization (H/V)	Result
5100	-41.46	-25	-16.46	-59.97	-45	6.86	10.40	V	Pass
7650	-31.15	-25	-6.15	-57.45	-34.1	9.34	12.29	V	Pass
10200	-31.91	-25	-6.91	-59.97	-36.1	8.62	12.81	V	Pass
12750	-32.05	-25	-7.05	-63.54	-36.3	8.99	13.24	V	Pass

Band :	LTE Band 17	**Temperature :**	21~23°C
Test Mode :	5MHz QPSK RB Size 1 Offset 0	**Relative Humidity :**	47~49%
Test Engineer :	Eric Shih	**Polarization :**	Horizontal
Remark :	1. Spurious emissions within 30-1000MHz were found more than 20dB below limit line. 2. The harmonic (6th, 7th, 8th,…etc.) and other spurious are not reported, because those levels are lower than average limit line and background noise.		

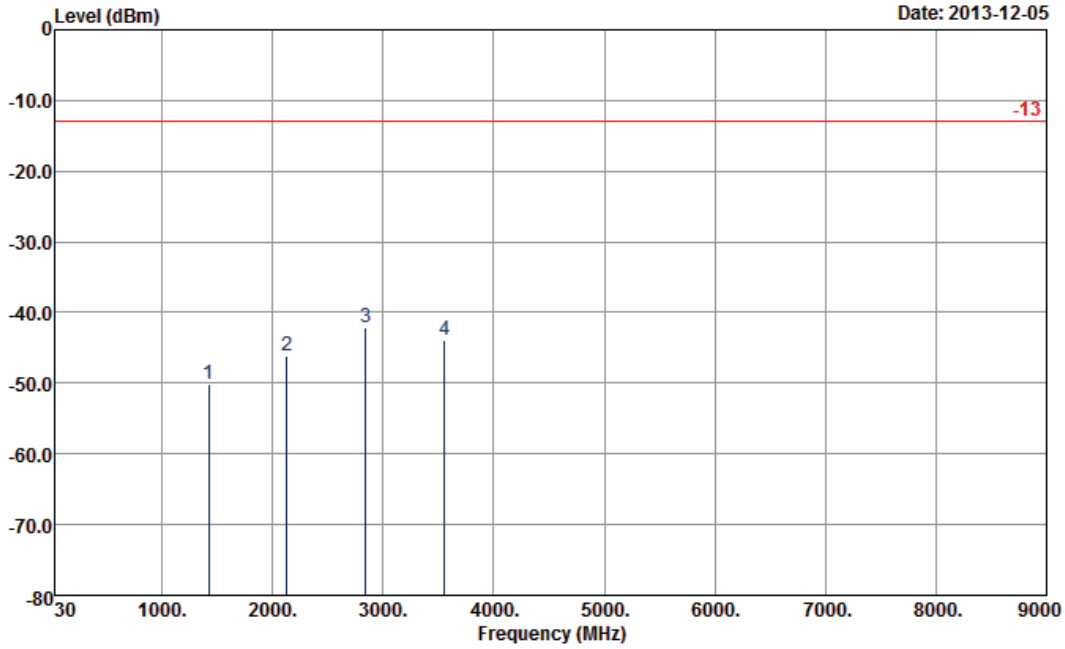

Site : 03CH07-HY
Condition : -13 HF-EIRP(080306) HORIZONTAL

Frequency (MHz)	ERP (dBm)	Limit (dBm)	Over Limit (dB)	SPA Reading (dBm)	S.G. Power (dBm)	TX Cable loss (dB)	TX Antenna Gain (dBi)	Polarization (H/V)	Result
1422	-50.20	-13	-37.20	-58.72	-54.3	1.54	5.64	H	Pass
2133	-46.19	-13	-33.19	-57.68	-50.4	1.87	6.08	H	Pass
2844	-42.05	-13	-29.05	-55.54	-46.9	2.26	7.11	H	Pass
3555	-43.97	-13	-30.97	-58.73	-49.8	2.48	8.31	H	Pass

Band :	LTE Band 17	**Temperature :**	21~23°C
Test Mode :	5MHz QPSK RB Size 1 Offset 0	**Relative Humidity :**	47~49%
Test Engineer :	Eric Shih	**Polarization :**	Vertical
Remark :	1. Spurious emissions within 30-1000MHz were found more than 20dB below limit line. 2. The harmonic (6th, 7th, 8th,…etc.) and other spurious are not reported, because those levels are lower than average limit line and background noise.		

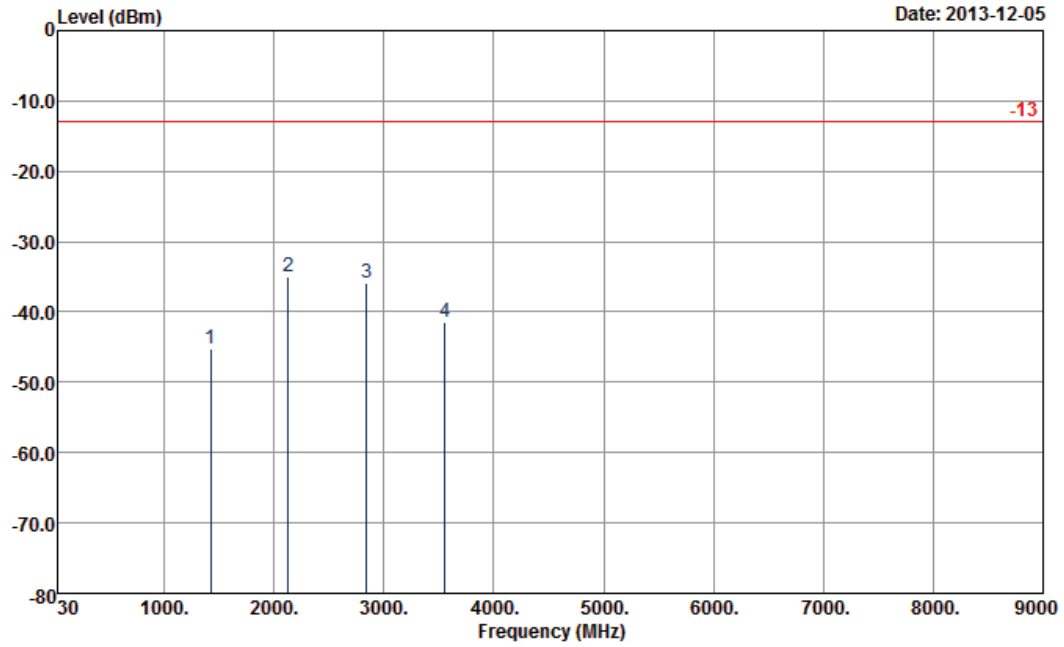

Frequency (MHz)	ERP (dBm)	Limit (dBm)	Over Limit (dB)	SPA Reading (dBm)	S.G. Power (dBm)	TX Cable loss (dB)	TX Antenna Gain (dBi)	Polarization (H/V)	Result
1422	-45.20	-13	-32.20	-55.71	-49.3	1.54	5.64	V	Pass
2133	-34.89	-13	-21.89	-48.11	-39.1	1.87	6.08	V	Pass
2844	-35.95	-13	-22.95	-51.45	-40.8	2.26	7.11	V	Pass
3555	-41.37	-13	-28.37	-57.89	-47.2	2.48	8.31	V	Pass

Band :	LTE Band 17	**Temperature :**	21~23°C
Test Mode :	10MHz QPSK RB Size 1 Offset 0	**Relative Humidity :**	47~49%
Test Engineer :	Eric Shih	**Polarization :**	Horizontal
Remark :	1. Spurious emissions within 30-1000MHz were found more than 20dB below limit line. 2. The harmonic (6th, 7th, 8th,…etc.) and other spurious are not reported, because those levels are lower than average limit line and background noise.		

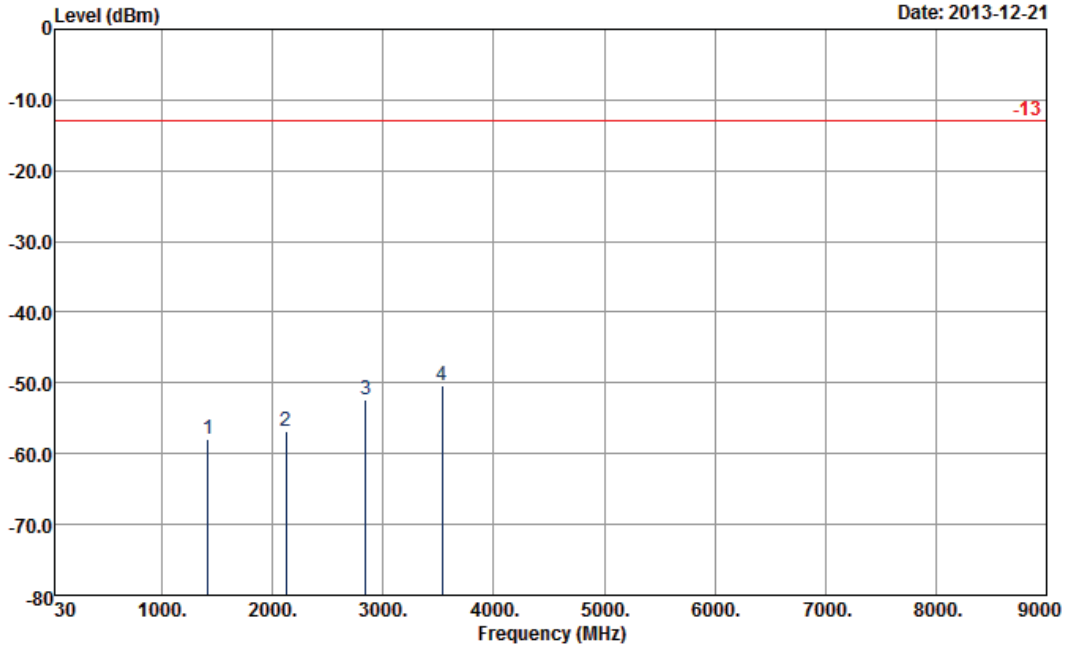

Site : 03CH07-HY
Condition : -13 HF-EIRP(080306) HORIZONTAL

Frequency (MHz)	ERP (dBm)	Limit (dBm)	Over Limit (dB)	SPA Reading (dBm)	S.G. Power (dBm)	TX Cable loss (dB)	TX Antenna Gain (dBi)	Polarization (H/V)	Result
1416	-58.05	-13	-45.05	-66.15	-62.15	1.53	5.63	H	Pass
2120	-56.80	-13	-43.80	-67.86	-61	1.88	6.08	H	Pass
2840	-52.30	-13	-39.30	-65.68	-57.14	2.27	7.11	H	Pass
3536	-50.35	-13	-37.35	-64.85	-56.21	2.45	8.31	H	Pass

Band :	LTE Band 17	**Temperature :**	21~23°C
Test Mode :	10MHz QPSK RB Size 1 Offset 0	**Relative Humidity :**	47~49%
Test Engineer :	Eric Shih	**Polarization :**	Vertical
Remark :	1. Spurious emissions within 30-1000MHz were found more than 20dB below limit line. 2. The harmonic (6th, 7th, 8th,…etc.) and other spurious are not reported, because those levels are lower than average limit line and background noise.		

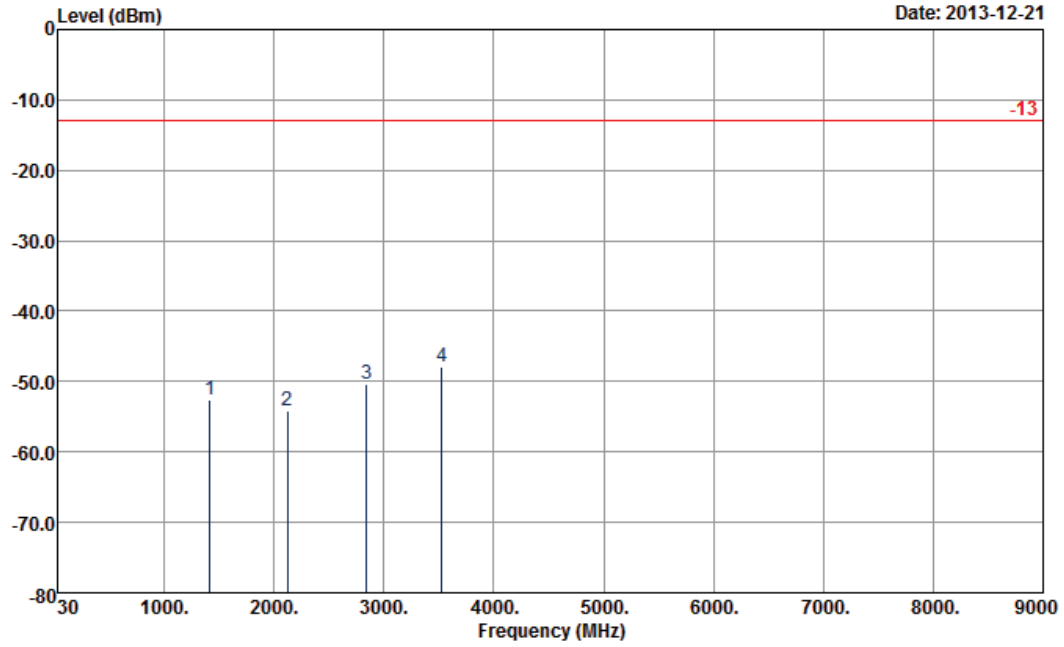

Site : 03CH07-HY
Condition : -13 HF-EIRP(080306) VERTICAL

Frequency (MHz)	ERP (dBm)	Limit (dBm)	Over Limit (dB)	SPA Reading (dBm)	S.G. Power (dBm)	TX Cable loss (dB)	TX Antenna Gain (dBi)	Polarization (H/V)	Result
1416	-52.65	-13	-39.65	-62.94	-56.75	1.53	5.63	V	Pass
2120	-54.06	-13	-41.06	-67.16	-58.26	1.88	6.08	V	Pass
2840	-50.27	-13	-37.27	-65.32	-55.11	2.27	7.11	V	Pass
3528	-47.80	-13	-34.80	-63.59	-53.66	2.45	8.31	V	Pass

3.8 Frequency Stability Measurement

3.8.1 Description of Frequency Stability Measurement

The frequency stability shall be measured by variation of ambient temperature and variation of primary supply voltage to ensure that the fundamental emission stays within the authorized frequency block. The frequency stability of the transmitter shall be maintained within ±0.00025% (±2.5ppm) of the center frequency.

3.8.2 Measuring Instruments

The measuring equipment is listed in the section 4 of this test report.

3.8.3 Test Procedures for Temperature Variation

1. The EUT was set up in the thermal chamber and connected with the base station.
2. With power OFF, the temperature was decreased to -30°C and the EUT was stabilized before testing. Power was applied and the maximum change in frequency was recorded within one minute.
3. With power OFF, the temperature was raised in 10°C step up to 50°C. The EUT was stabilized at each step for at least half an hour. Power was applied and the maximum frequency change was recorded within one minute.

3.8.4 Test Procedures for Voltage Variation

1. The EUT was placed in a temperature chamber at 25±5° C and connected with the base station.
2. The power supply voltage to the EUT was varied from 85% to 115% of the nominal value measured at the input to the EUT.
3. The variation in frequency was measured for the worst case.

3.8.5 Test Procedures for Frequency Stability (IC)

1. The EUT was connected to Spectrum Analyzer and Base Station via power divider.
2. The EUT was operated at the lowest and highest channel
3. Using RBW= 1% OBW and displaying line = -13dBm.
4. The frequency at these points shall be recorded as f_L and f_H respectively.
5. Calculate frequency stability within the 704 – 716 band.

3.8.6 Test Setup

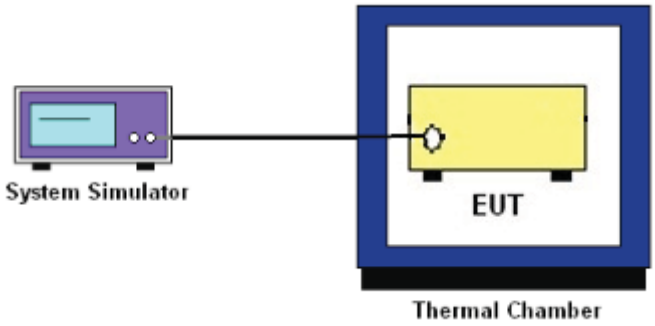

3.8.7 Test Result of Temperature Variation (FCC)

Band :	LTE Band 2 (QPSK)	Limit (ppm) :	2.5

Temperature (°C)	BW 10MHz	Result
	Deviation (ppm)	
50	0.0002	PASS
40	0.0001	
30	0.0004	
20	0.0002	
10	0.0001	
0	0.0000	
-10	0.0004	
-20	0.0001	
-30	0.0003	

Band :	LTE Band 4 (QPSK)	Limit (ppm) :	2.5

Temperature (°C)	BW 10MHz	Result
	Deviation (ppm)	
50	0.04	PASS
40	0.04	
30	0.03	
20	0.02	
10	0.03	
0	0.03	
-10	0.03	
-20	0.04	
-30	0.04	

Band :	LTE Band 7 (QPSK)	Limit (ppm) :	2.5

Temperature (°C)	BW 10MHz	Result
	Deviation (ppm)	
50	0.06	PASS
40	0.05	
30	0.06	
20	0.05	
10	0.05	
0	0.06	
-10	0.06	
-20	0.06	
-30	0.06	

Band :	LTE Band 17 (QPSK)	Limit (ppm) :	2.5

Temperature (°C)	BW 10MHz	Result
	Deviation (ppm)	
50	0.04	PASS
40	0.02	
30	0.02	
20	0.03	
10	0.02	
0	0.03	
-10	0.02	
-20	0.02	
-30	0.03	

3.8.8 Test Result of Temperature Variation (IC)

Band :	LTE Band 17

Temperature (°C)	Frequency Offset (△f) (Hz)	Note
50	27.00	
40	17.00	
30	13.00	
20	19.00	
10	-16.00	|MAX(△f)| = 27.00Hz
0	-21.00	
-10	-15.00	
-20	17.00	
-30	-21.00	

3.8.9 Test Result of Voltage Variation (FCC)

Band	Bandwidth	Voltage (Volt)	Deviation (ppm)	Limit (ppm)	Result
LTE Band 2	10M	4.20	0.0003	2.5	PASS
		Normal	0.0003		
		3.40	0.0002		
LTE Band 4	10M	4.20	0.03	2.5	PASS
		Normal	0.03		
		3.40	0.03		
LTE Band 7	10M	4.20	0.06	2.5	PASS
		Normal	0.05		
		3.40	0.05		
LTE Band 17	10M	4.20	0.02	2.5	PASS
		Normal	0.02		
		3.40	0.02		

Remark:

1. Normal Voltage = 3.80V.
2. The manufacturer declared that the EUT could work properly between voltage 3.40V ~ 4.20V.

3.8.10 Test Result of Voltage Variation (IC)

Band :	LTE Band 17

Voltage (Vac)	Frequency Offset (△f) (Hz)	Note
4.20	16.00	-
Normal	13.00	
3.40	17.00	

Remark:

1. Normal Voltage = 3.80V.
2. The manufacturer declared that the EUT could work properly between voltage 3.40V ~ 4.20V.

3.8.11 Test Result of Frequency Stability (IC)

Band :	LTE Band 17

Frequency Stability	Frequency (MHz)	Limit Line	Result
f_L – |MAX(△f)|	704.15	≧ 704 MHz	PASS
f_H + |MAX(△f)|	715.85	≦ 716 MHz	

4 List of Measuring Equipment

Instrument	Manufacturer	Model No.	Serial No.	Characteristics	Calibration Date	Test Date	Due Date	Remark
LTE Base Station	Anritsu	MT8820C	6201026480	MIMO FDD	Jan. 04, 2013	Dec. 17, 2013 ~ Dec. 26, 2013	Jan. 03, 2014	Conducted (TH02-HY)
LTE Base Station	Anritsu	MT8820C	6201026480	MIMO FDD	Jan. 07, 2014	Mar. 19, 2014 ~ Mar. 24, 2014	Jan. 06, 2015	Conducted (TH02-HY)
Spectrum Analyzer	Rohde & Schwarz	FSP40	100055	9kHz~40GHz	Jun. 07, 2013	Dec. 17, 2013 ~ Mar. 24, 2014	Jun. 06, 2014	Conducted (TH02-HY)
Thermal Chamber	Ten Billion	TTH-D3SP	TBN-930701	N/A	Jul. 19, 2013	Dec. 17, 2013 ~ Mar. 24, 2014	Jul. 18, 2014	Conducted (TH02-HY)
RF cable	WOKEN	SMA(M)-SMA (M) for SS405 Cable Assembly	S05-130703-32	N/A	Jul. 09, 2013	Dec. 17, 2013 ~ Mar. 24, 2014	Jul. 08, 2014	Conducted (TH02-HY)
Hygrometer	Testo	608-H1	34897199	N/A	May 07, 2013	Dec. 17, 2013 ~ Mar. 24, 2014	May 06, 2014	Conducted (TH02-HY)
Spectrum Analyzer	Rohde & Schwarz	FSP30	101067	9KHz ~ 30GHz	Nov. 20, 2013	Dec. 04, 2013 ~ Mar. 19, 2014	Nov. 19, 2014	Radiation (03CH07-HY)
Bilog Antenna	Schaffner	CBL6111C	2726	30MHz ~ 1GHz	Oct. 10, 2013	Dec. 04, 2013 ~ Mar. 19, 2014	Oct. 09, 2014	Radiation (03CH07-HY)
Double Ridge Horn Antenna	ESCO	3117	75962	1GHz~18GHz	Aug. 22, 2013	Dec. 04, 2013 ~ Mar. 19, 2014	Aug. 21, 2014	Radiation (03CH07-HY)
Preamplifier	COM-POWER	PA-103A	161241	30MHz~1GHz	Feb. 26, 2013	Dec. 04, 2013 ~ Mar. 19, 2014	Feb. 25, 2014	Radiation (03CH07-HY)
Preamplifier	SONOMA	310N	187231	9kHz~1GHz	May 15, 2013	Mar. 18, 2014 ~ Mar. 19, 2014	May 14, 2014	Radiation (03CH07-HY)
Preamplifier	Agilent	8449B	3008A01917	1GHz~26.5GHz	Aug. 12, 2013	Dec. 04, 2013 ~ Mar. 19, 2014	Aug. 11, 2014	Radiation (03CH07-HY)
Turn Table	ChainTek	ChainTek 3000	N/A	0 ~ 360 degree	N/A	Dec. 04, 2013 ~ Mar. 19, 2014	N/A	Radiation (03CH07-HY)
Antenna Mast	ChainTek	ChainTek 3000	N/A	N/A	N/A	Dec. 04, 2013 ~ Mar. 19, 2014	N/A	Radiation (03CH07-HY)
SHF-EHF Horn Antenna	SCHWARZBECK	BBHA 9170	BBHA9170251	15GHz- 40GHz	Oct. 03, 2013	Dec. 04, 2013 ~ Mar. 19, 2014	Oct. 02, 2014	Radiation (03CH07-HY)
High Pass Filter	Microwave Circuits	H1G013G1	SN477215	1GHz HPF	Nov. 28, 2013	Dec. 04, 2013 ~ Mar. 19, 2014	Nov. 27, 2014	Radiation (03CH07-HY)
High Pass Filter	Microwave Circuits	H3G018G1	SN477220	3GHz HPF	Nov. 28, 2013	Dec. 04, 2013 ~ Mar. 19, 2014	Nov. 27, 2014	Radiation (03CH07-HY)
Notch Filter	Wainwright	WRCT 698/798-10/40 8ssk	SN1	LTE Band 12,13,14,17	Nov. 28, 2013	Dec. 04, 2013 ~ Mar. 19, 2014	Nov. 27, 2014	Radiation (03CH07-HY)
Notch Filter	Wainwright	WRCD 1710/1980-10/10-10ssk	SN1	GSM 1800,1900 / WCDMA Band 1,2,AWS /LTE Band 3,4,9,10,34,39	Nov. 28, 2013	Dec. 04, 2013 ~ Mar. 19, 2014	Nov. 27, 2014	Radiation (03CH07-HY)

Instrument	Manufacturer	Model No.	Serial No.	Characteristics	Calibration Date	Test Date	Due Date	Remark
Notch Filter	Wainwright	WRCG 1710/1755-1	SN2	LTE Band 4	Nov. 28, 2013	Dec. 04, 2013 ~ Mar. 19, 2014	Nov. 27, 2014	Radiation (03CH07-HY)
Notch Filter	Wainwright	WRCT 2500/2700-1	SN3	LTE Band 7,38,41	Nov. 28, 2013	Dec. 04, 2013 ~ Mar. 19, 2014	Nov. 27, 2014	Radiation (03CH07-HY)
HF RF Cable	HUBER SUHNER	SUCOFLEX 104	38411/6	1GHz ~ 18GHz	Nov. 28, 2013	Dec. 04, 2013 ~ Mar. 19, 2014	Nov. 27, 2014	Radiation (03CH07-HY)
LF RF Cable	Warison+HUBER SUHNER	WCBA-WC04NM.NM2	N/A	30MHz ~ 1GHz	Nov. 28, 2013	Dec. 04, 2013 ~ Mar. 19, 2014	Nov. 27, 2014	Radiation (03CH07-HY)
Test Software	Audix	E3	Version 6.2009-08-2	N/A	N/A	Dec. 04, 2013 ~ Mar. 19, 2014	N/A	Radiation (03CH07-HY)
Hygrometer	Testo	608-H1	34897197	N/A	May 07, 2013	Dec. 04, 2013 ~ Mar. 19, 2014	May 06, 2014	Radiation (03CH07-HY)

Note: Test equipment calibration is traceable to the procedure of ISO17025.

5 Uncertainty of Evaluation

Uncertainty of Radiated Emission Measurement (30 MHz ~ 1000 MHz)

Measuring Uncertainty for a Level of Confidence of 95% (U = 2Uc(y))	4.50