058: Touch Right UMTS FDD 4 CH1312
Date: 27/05/2014
DUT: Sony; Type: FCC ID: PY7PM-0801; Serial: CB5A1Z1S1S

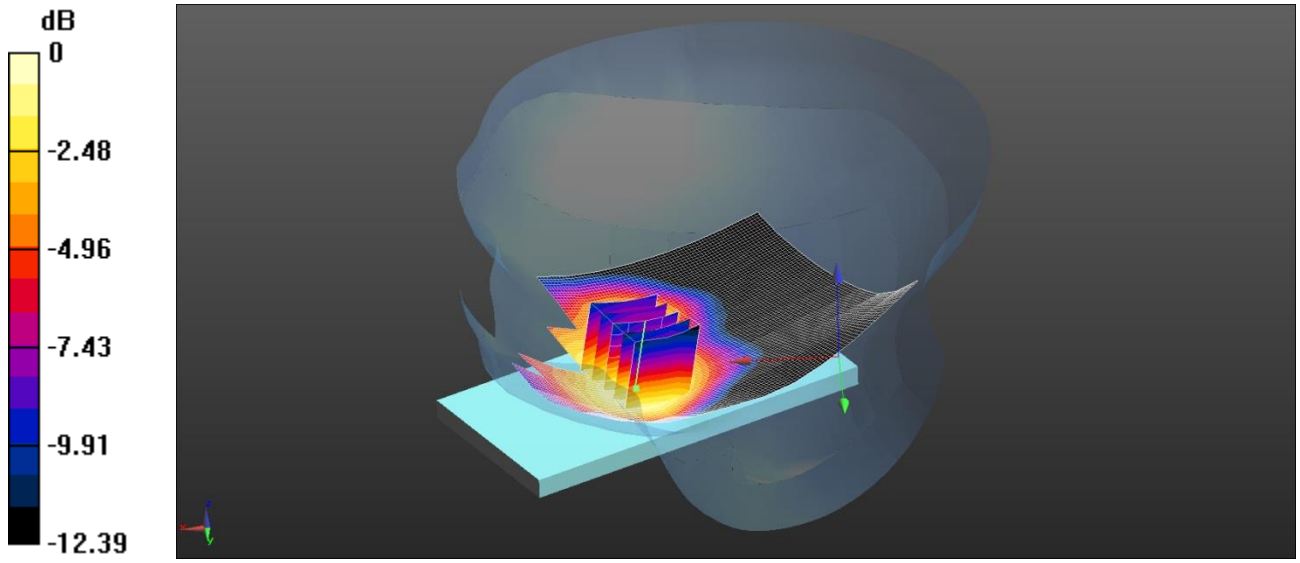

0 dB = 0.511 W/kg = -2.92 dBW/kg

Communication System: UID 0 - n/a, UMTS FDD ; Frequency: 1712.4 MHz;Duty Cycle: 1:1
Medium: 1800 MHz HSL Medium parameters used (interpolated): f = 1712.4 MHz; σ = 1.302 S/m; ε_r = 40.475; ρ = 1000 kg/m^3
Phantom section: Right Section
DASY4 Configuration:
- Probe: ET3DV6 - SN1528; ConvF(5.25, 5.25, 5.25); Calibrated: 16/04/2014;
- Sensor-Surface: 4mm (Mechanical Surface Detection)
- Electronics: DAE3 Sn417; Calibrated: 10/04/2014
- Phantom: SAM A (Site 58); Type: QD000P40Ca; Serial: TP:1193
- ; SEMCAD X Version 14.6.9 (7117)

Configuration/Touch Right - Low/Area Scan (81x121x1): Interpolated grid: dx=1.500 mm, dy=1.500 mm
Maximum value of SAR (interpolated) = 0.511 W/kg

Configuration/Touch Right - Low/Zoom Scan (5x5x7) 2 (5x5x7)/Cube 0: Measurement grid: dx=8mm, dy=8mm, dz=5mm
Reference Value = 5.709 V/m; Power Drift = 0.10 dB
Peak SAR (extrapolated) = 0.610 W/kg
SAR(1 g) = 0.473 W/kg; SAR(10 g) = 0.325 W/kg
Maximum value of SAR (measured) = 0.511 W/kg

This report shall not be reproduced except in full, without the written approval of UL Verification Services Ltd.

059: Touch Right UMTS FDD 4 CH1513
Date: 28/05/2014
DUT: Sony; Type: FCC ID: PY7PM-0801; Serial: CB5A1Z1S1S

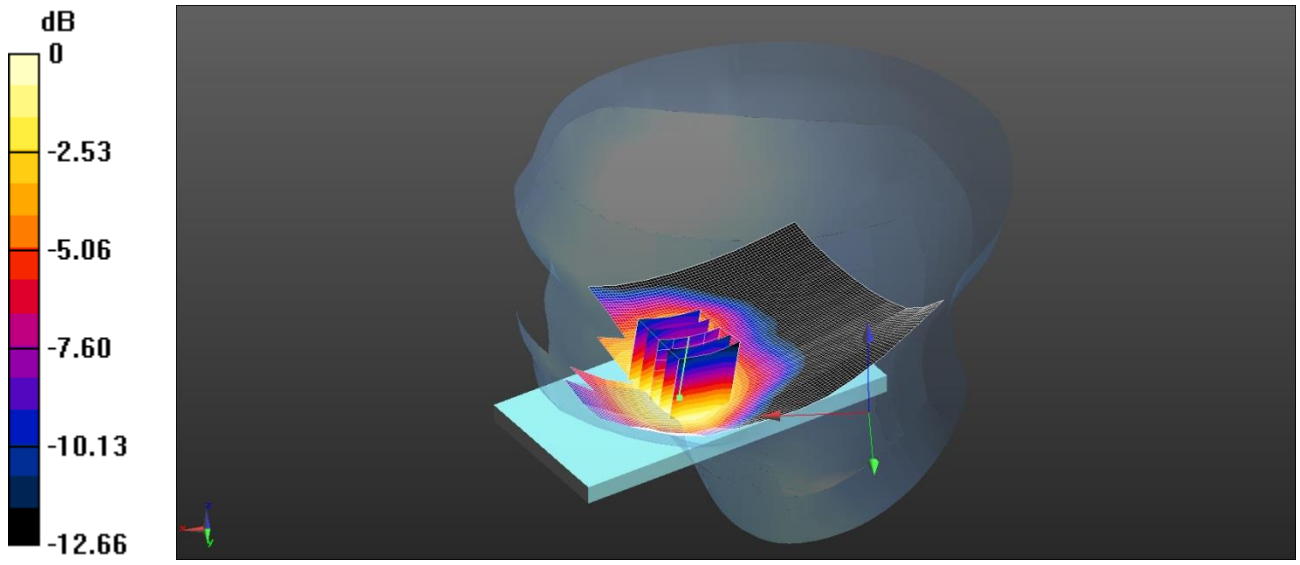

0 dB = 0.530 W/kg = -2.76 dBW/kg

Communication System: UID 0 - n/a, UMTS FDD ; Frequency: 1752.6 MHz;Duty Cycle: 1:1
Medium: 1800 MHz HSL Medium parameters used (interpolated): f = 1752.6 MHz; σ = 1.338 S/m; ε_r = 40.272; ρ = 1000 kg/m^3
Phantom section: Right Section
DASY4 Configuration:
- Probe: ET3DV6 - SN1528; ConvF(5.25, 5.25, 5.25); Calibrated: 16/04/2014;
- Sensor-Surface: 4mm (Mechanical Surface Detection)
- Electronics: DAE3 Sn417; Calibrated: 10/04/2014
- Phantom: SAM A (Site 58); Type: QD000P40Ca; Serial: TP:1193
- ; SEMCAD X Version 14.6.9 (7117)

Configuration/Touch Right - High/Area Scan (81x121x1): Interpolated grid: dx=1.500 mm, dy=1.500 mm
Maximum value of SAR (interpolated) = 0.540 W/kg

Configuration/Touch Right - High/Zoom Scan (5x5x7) 2 (5x5x7)/Cube 0: Measurement grid: dx=8mm, dy=8mm, dz=5mm
Reference Value = 5.476 V/m; Power Drift = -0.05 dB
Peak SAR (extrapolated) = 0.648 W/kg
SAR(1 g) = 0.491 W/kg; SAR(10 g) = 0.329 W/kg
Maximum value of SAR (measured) = 0.530 W/kg

This report shall not be reproduced except in full, without the written approval of UL Verification Services Ltd.

060: Front EUT Facing Phantom UMTS FDD 4 CH1412
Date: 29/05/2014
DUT: Sony; Type: FCC ID: PY7PM-0801; Serial: CB5A1Z1S1S

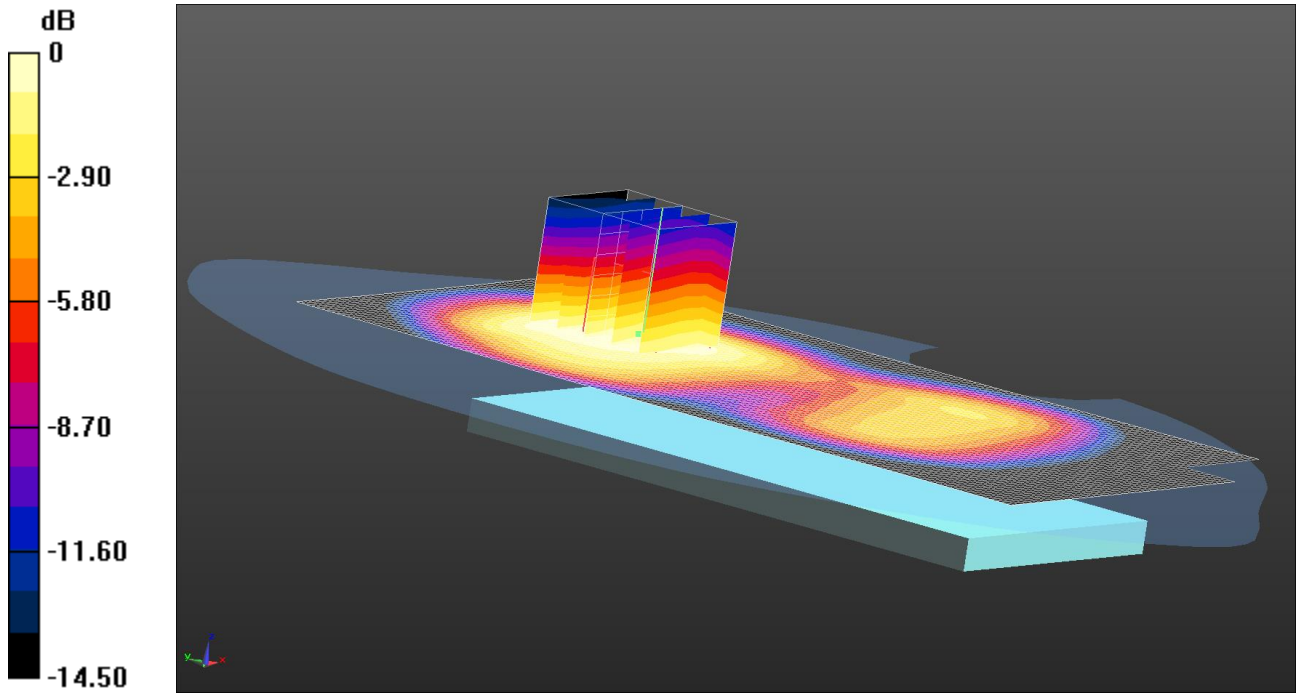

0 dB = 0.926 W/kg = -0.33 dBW/kg

Communication System: UID 0 - n/a, UMTS FDD ; Frequency: 1732.4 MHz;Duty Cycle: 1:1
Medium: 1800 MHz MSL Medium parameters used (interpolated): f = 1732.4 MHz; σ = 1.53 S/m; ε_r = 51.911; ρ = 1000 kg/m^3
Phantom section: Flat Section
DASY4 Configuration:
- Probe: ET3DV6 - SN1528; ConvF(4.68, 4.68, 4.68); Calibrated: 16/04/2014;
- Sensor-Surface: 4mm (Mechanical Surface Detection)
- Electronics: DAE3 Sn417; Calibrated: 10/04/2014
- Phantom: SAM B (Site 58); Type: Twin Phantom; Serial: TP:1020
- ; SEMCAD X Version 14.6.9 (7117)

Configuration/Front of EUT Facing Phantom - Middle 2/Area Scan (81x141x1): Interpolated grid: dx=1.500 mm, dy=1.500 mm
Maximum value of SAR (interpolated) = 0.975 W/kg

Configuration/Front of EUT Facing Phantom - Middle 2/Zoom Scan (5x5x7) 2 2 2 2 (5x5x7)/Cube 0: Measurement grid: dx=8mm, dy=8mm, dz=5mm
Reference Value = 22.760 V/m; Power Drift = -0.01 dB
Peak SAR (extrapolated) = 1.24 W/kg
SAR(1 g) = 0.869 W/kg; SAR(10 g) = 0.567 W/kg
Maximum value of SAR (measured) = 0.926 W/kg

This report shall not be reproduced except in full, without the written approval of UL Verification Services Ltd.

061: Front EUT Facing Phantom UMTS FDD 4 CH1312
Date: 29/05/2014
DUT: Sony; Type: FCC ID: PY7PM-0801; Serial: CB5A1Z1S1S

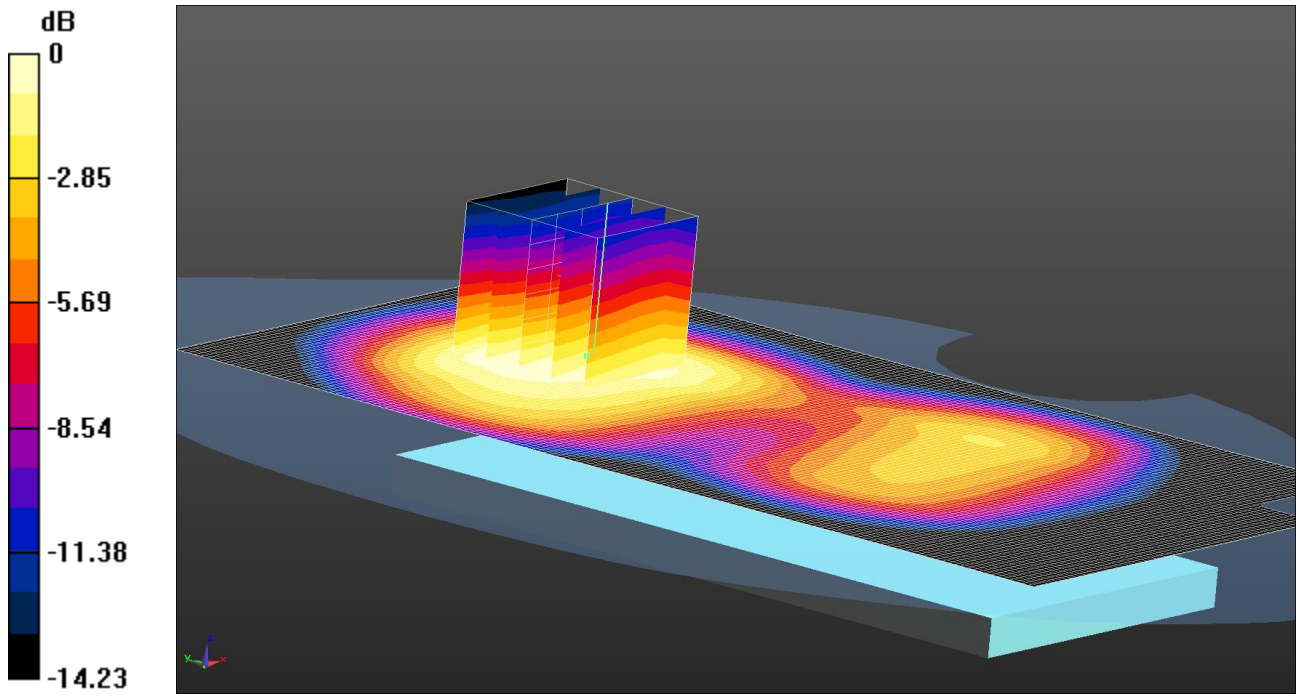

0 dB = 0.941 W/kg = -0.26 dBW/kg

Communication System: UID 0 - n/a, UMTS FDD ; Frequency: 1712.4 MHz;Duty Cycle: 1:1
Medium: 1800 MHz MSL Medium parameters used (interpolated): f = 1712.4 MHz; σ = 1.51 S/m; ε_r = 51.985; ρ = 1000 kg/m^3
Phantom section: Flat Section
DASY4 Configuration:
- Probe: ET3DV6 - SN1528; ConvF(4.68, 4.68, 4.68); Calibrated: 16/04/2014;
- Sensor-Surface: 4mm (Mechanical Surface Detection)
- Electronics: DAE3 Sn417; Calibrated: 10/04/2014
- Phantom: SAM B (Site 58); Type: Twin Phantom; Serial: TP:1020
- ; SEMCAD X Version 14.6.9 (7117)

Configuration/Front of EUT Facing Phantom - Low/Area Scan (81x141x1): Interpolated grid: dx=1.500 mm, dy=1.500 mm
Maximum value of SAR (interpolated) = 0.993 W/kg

Configuration/Front of EUT Facing Phantom - Low/Zoom Scan (5x5x7) 2 2 2 2 (5x5x7)/Cube 0: Measurement grid: dx=8mm, dy=8mm, dz=5mm
Reference Value = 23.518 V/m; Power Drift = 0.01 dB
Peak SAR (extrapolated) = 1.24 W/kg
SAR(1 g) = 0.871 W/kg; SAR(10 g) = 0.569 W/kg
Maximum value of SAR (measured) = 0.941 W/kg

This report shall not be reproduced except in full, without the written approval of UL Verification Services Ltd.

062: Front EUT Facing Phantom UMTS FDD 4 CH1513
Date: 29/05/2014
DUT: Sony; Type: FCC ID: PY7PM-0801; Serial: CB5A1Z1S1S

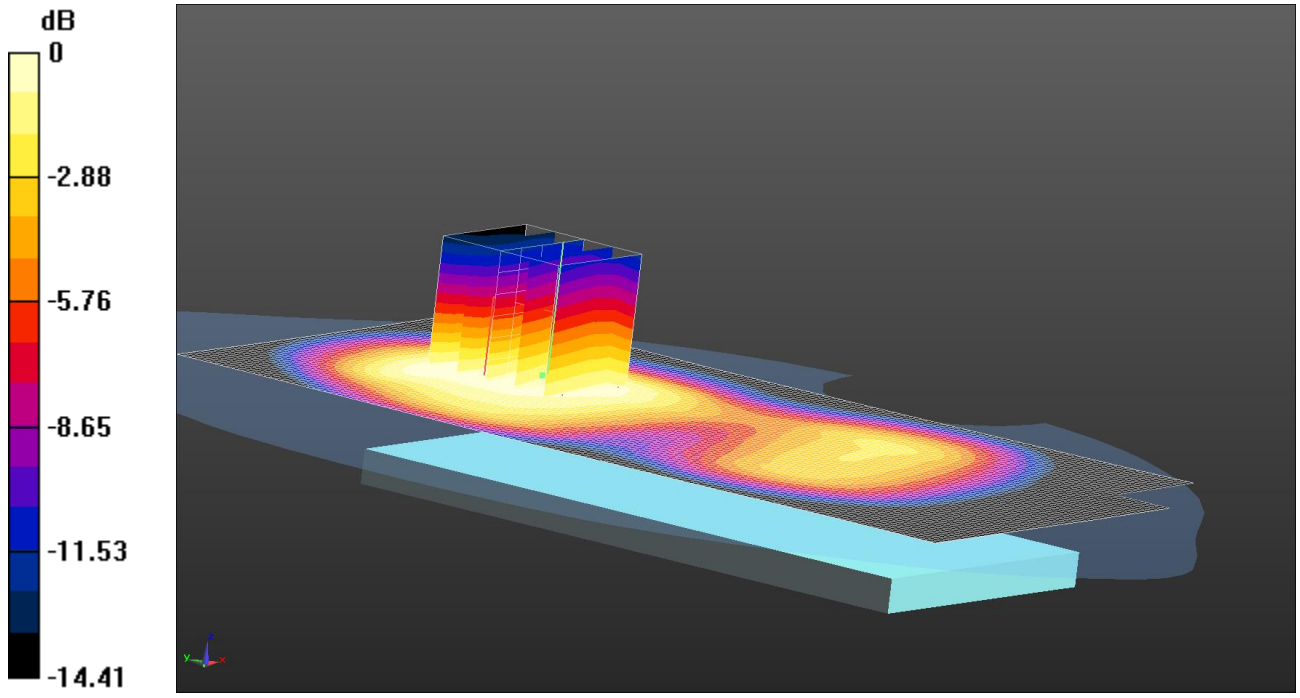

0 dB = 0.923 W/kg = -0.35 dBW/kg

Communication System: UID 0 - n/a, UMTS FDD ; Frequency: 1752.6 MHz;Duty Cycle: 1:1
Medium: 1800 MHz MSL Medium parameters used (interpolated): f = 1752.6 MHz; σ = 1.549 S/m; ε_r = 51.836; ρ = 1000 kg/m^3
Phantom section: Flat Section
DASY4 Configuration:
- Probe: ET3DV6 - SN1528; ConvF(4.68, 4.68, 4.68); Calibrated: 16/04/2014;
- Sensor-Surface: 4mm (Mechanical Surface Detection)
- Electronics: DAE3 Sn417; Calibrated: 10/04/2014
- Phantom: SAM B (Site 58); Type: Twin Phantom; Serial: TP:1020
- ; SEMCAD X Version 14.6.9 (7117)

Configuration/Front of EUT Facing Phantom - High/Area Scan (81x141x1): Interpolated grid: dx=1.500 mm, dy=1.500 mm
Maximum value of SAR (interpolated) = 0.970 W/kg

Configuration/Front of EUT Facing Phantom - High/Zoom Scan (5x5x7) 2 2 2 2 (5x5x7)/Cube 0: Measurement grid: dx=8mm, dy=8mm, dz=5mm
Reference Value = 24.196 V/m; Power Drift = 0.09 dB
Peak SAR (extrapolated) = 1.24 W/kg
SAR(1 g) = 0.867 W/kg; SAR(10 g) = 0.567 W/kg
Maximum value of SAR (measured) = 0.923 W/kg

This report shall not be reproduced except in full, without the written approval of UL Verification Services Ltd.

063: Back EUT Facing Phantom UMTS FDD 4 CH1412
Date: 29/05/2014
DUT: Sony; Type: FCC ID: PY7PM-0801; Serial: CB5A1Z1S1S

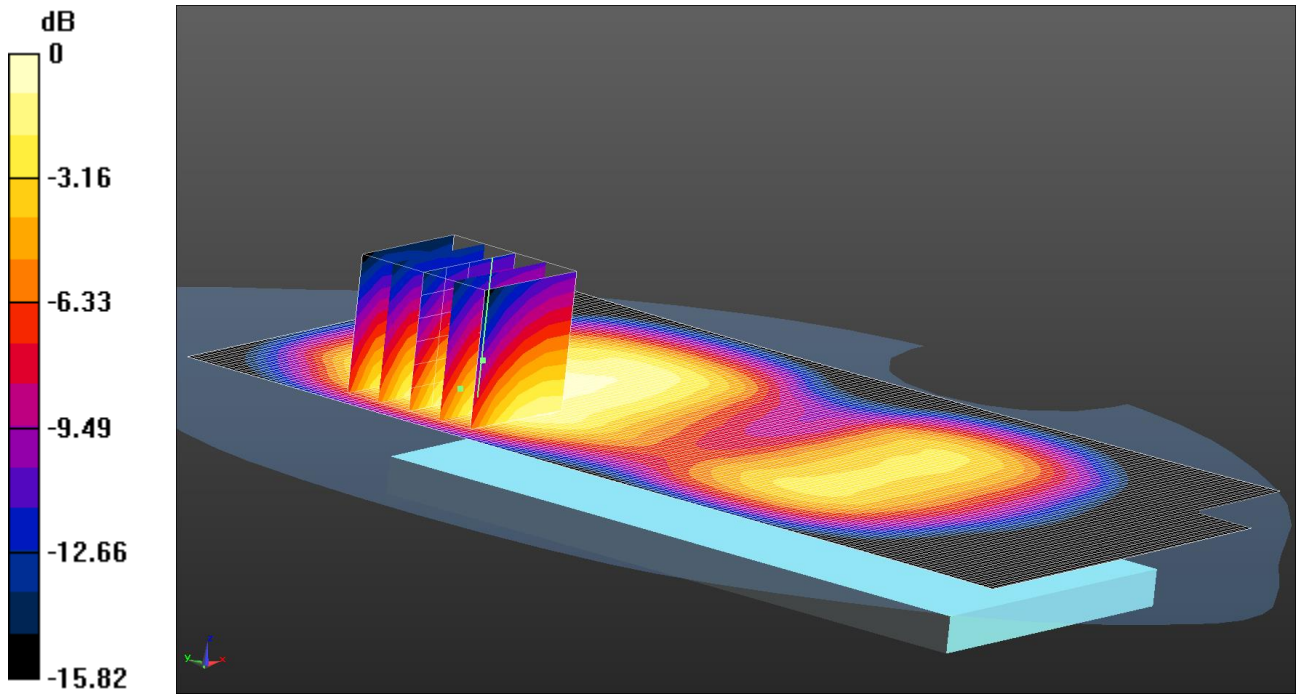

0 dB = 0.840 W/kg = -0.76 dBW/kg

Communication System: UID 0 - n/a, UMTS FDD ; Frequency: 1732.4 MHz;Duty Cycle: 1:1
Medium: 1800 MHz MSL Medium parameters used (interpolated): f = 1732.4 MHz; σ = 1.53 S/m; ε_r = 51.911; ρ = 1000 kg/m^3
Phantom section: Flat Section
DASY4 Configuration:
- Probe: ET3DV6 - SN1528; ConvF(4.68, 4.68, 4.68); Calibrated: 16/04/2014;
- Sensor-Surface: 4mm (Mechanical Surface Detection)
- Electronics: DAE3 Sn417; Calibrated: 10/04/2014
- Phantom: SAM B (Site 58); Type: Twin Phantom; Serial: TP:1020
- ; SEMCAD X Version 14.6.9 (7117)

Configuration/Front of EUT Facing Phantom - Middle 2/Area Scan (81x141x1): Interpolated grid: dx=1.500 mm, dy=1.500 mm
Maximum value of SAR (interpolated) = 0.934 W/kg
Configuration/Front of EUT Facing Phantom - Middle 2/Zoom Scan (5x5x7) (5x5x7)/Cube 0: Measurement grid: dx=8mm, dy=8mm, dz=5mm
Reference Value = 22.269 V/m; Power Drift = -0.05 dB
Peak SAR (extrapolated) = 1.19 W/kg
SAR(1 g) = 0.825 W/kg; SAR(10 g) = 0.525 W/kg
Maximum value of SAR (measured) = 0.893 W/kg
Configuration/Front of EUT Facing Phantom - Middle 2/Zoom Scan (5x5x7) (5x5x7)/Cube 1: Measurement grid: dx=8mm, dy=8mm, dz=5mm
Reference Value = 22.269 V/m; Power Drift = -0.05 dB
Peak SAR (extrapolated) = 1.22 W/kg
SAR(1 g) = 0.687 W/kg; SAR(10 g) = 0.457 W/kg
Maximum value of SAR (measured) = 0.840 W/kg

This report shall not be reproduced except in full, without the written approval of UL Verification Services Ltd.

064: Back EUT Facing Phantom UMTS FDD 4 CH1312
Date: 29/05/2014
DUT: Sony; Type: FCC ID: PY7PM-0801; Serial: CB5A1Z1S1S

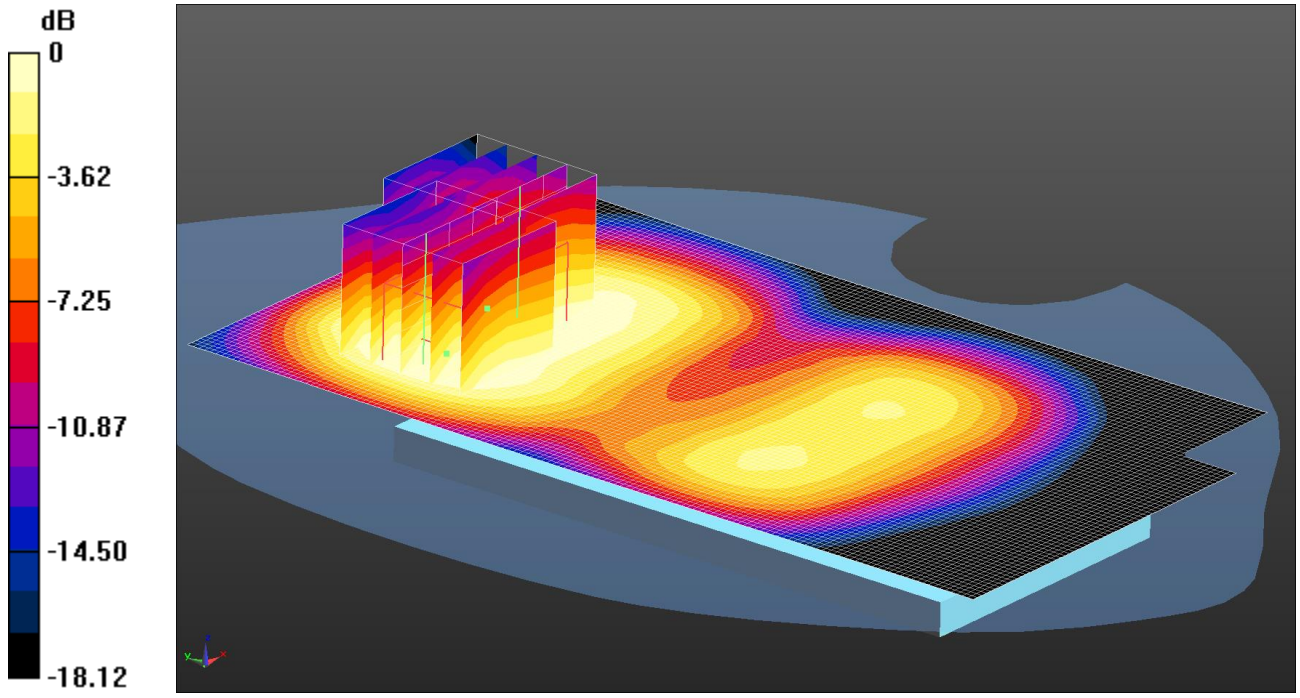

0 dB = 0.779 W/kg = -1.08 dBW/kg

Communication System: UID 0 - n/a, UMTS FDD ; Frequency: 1712.4 MHz;Duty Cycle: 1:1
Medium: 1800 MHz MSL Medium parameters used (interpolated): f = 1712.4 MHz; σ = 1.51 S/m; ε_r = 51.985; ρ = 1000 kg/m^3
Phantom section: Flat Section
DASY4 Configuration:
- Probe: ET3DV6 - SN1528; ConvF(4.68, 4.68, 4.68); Calibrated: 16/04/2014;
- Sensor-Surface: 4mm (Mechanical Surface Detection)
- Electronics: DAE3 Sn417; Calibrated: 10/04/2014
- Phantom: SAM B (Site 58); Type: Twin Phantom; Serial: TP:1020
- ; SEMCAD X Version 14.6.9 (7117)

Configuration/Front of EUT Facing Phantom - Low/Area Scan (81x141x1): Interpolated grid: dx=1.500 mm, dy=1.500 mm
Maximum value of SAR (interpolated) = 0.942 W/kg
Configuration/Front of EUT Facing Phantom - Low/Zoom Scan (5x5x7) (5x5x7)/Cube 0: Measurement grid: dx=8mm, dy=8mm, dz=5mm
Reference Value = 12.332 V/m; Power Drift = -0.12 dB
Peak SAR (extrapolated) = 1.22 W/kg
SAR(1 g) = 0.845 W/kg; SAR(10 g) = 0.532 W/kg
Maximum value of SAR (measured) = 0.894 W/kg
Configuration/Front of EUT Facing Phantom - Low/Zoom Scan (5x5x7) (5x5x7)/Cube 1: Measurement grid: dx=8mm, dy=8mm, dz=5mm
Reference Value = 12.332 V/m; Power Drift = -0.12 dB
Peak SAR (extrapolated) = 1.07 W/kg
SAR(1 g) = 0.732 W/kg; SAR(10 g) = 0.498 W/kg
Maximum value of SAR (measured) = 0.779 W/kg

Note: DASY system is configured to measure any secondary maxima that are within 2dB of the measured SAR level.

This report shall not be reproduced except in full, without the written approval of UL Verification Services Ltd.

065: Back EUT Facing Phantom UMTS FDD 4 CH1513
Date: 29/05/2014
DUT: Sony; Type: FCC ID: PY7PM-0801; Serial: CB5A1Z1S1S

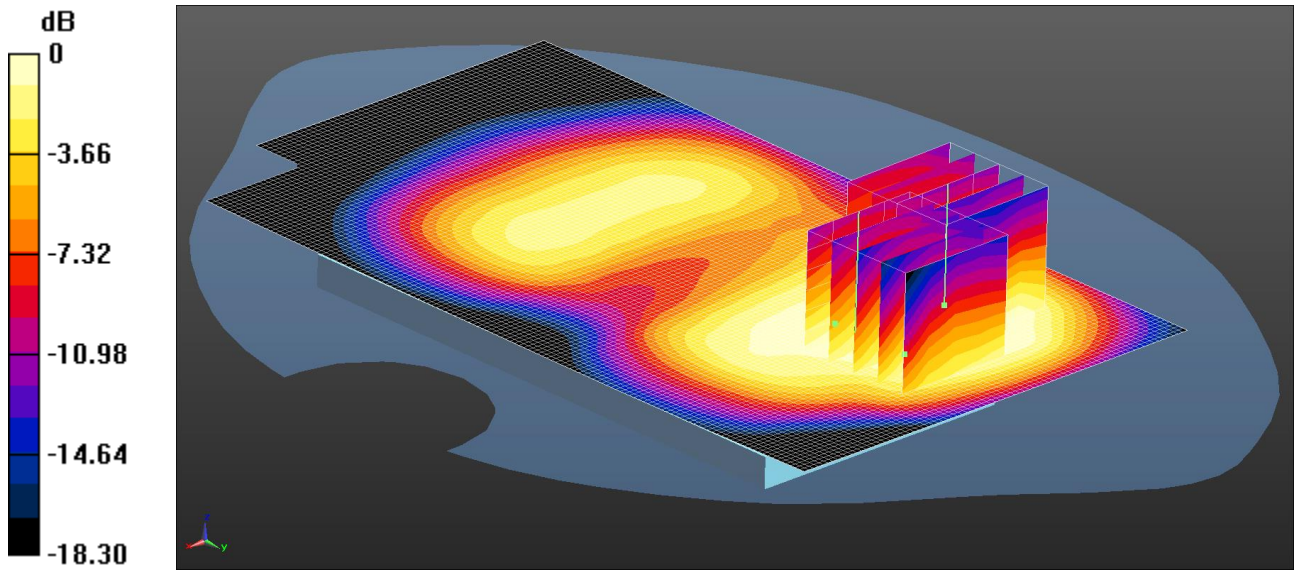

0 dB = 0.760 W/kg = -1.19 dBW/kg

Communication System: UID 0 - n/a, UMTS FDD ; Frequency: 1752.6 MHz;Duty Cycle: 1:1
Medium: 1800 MHz MSL Medium parameters used (interpolated): f = 1752.6 MHz; σ = 1.549 S/m; ε_r = 51.836; ρ = 1000 kg/m^3
Phantom section: Flat Section
DASY4 Configuration:
- Probe: ET3DV6 - SN1528; ConvF(4.68, 4.68, 4.68); Calibrated: 16/04/2014;
- Sensor-Surface: 4mm (Mechanical Surface Detection)
- Electronics: DAE3 Sn417; Calibrated: 10/04/2014
- Phantom: SAM B (Site 58); Type: Twin Phantom; Serial: TP:1020
- ; SEMCAD X Version 14.6.9 (7117)

Configuration/Front of EUT Facing Phantom - Low/Area Scan (81x141x1): Interpolated grid: dx=1.500 mm, dy=1.500 mm
Maximum value of SAR (interpolated) = 0.916 W/kg
Configuration/Front of EUT Facing Phantom - Low/Zoom Scan (5x5x7) (5x5x7)/Cube 0: Measurement grid: dx=8mm, dy=8mm, dz=5mm
Reference Value = 22.203 V/m; Power Drift = 0.06 dB
Peak SAR (extrapolated) = 1.21 W/kg
SAR(1 g) = 0.840 W/kg; SAR(10 g) = 0.533 W/kg
Maximum value of SAR (measured) = 0.885 W/kg
Configuration/Front of EUT Facing Phantom - Low/Zoom Scan (5x5x7) (5x5x7)/Cube 1: Measurement grid: dx=8mm, dy=8mm, dz=5mm
Reference Value = 22.203 V/m; Power Drift = 0.06 dB
Peak SAR (extrapolated) = 1.16 W/kg
SAR(1 g) = 0.692 W/kg; SAR(10 g) = 0.466 W/kg
Maximum value of SAR (measured) = 0.760 W/kg

Note: DASY system is configured to measure any secondary maxima that are within 2dB of the measured SAR level.

This report shall not be reproduced except in full, without the written approval of UL Verification Services Ltd.

066: Left Hand Side EUT Facing Phantom UMTS FDD 4 CH1412
Date: 29/05/2014
DUT: Sony; Type: FCC ID: PY7PM-0801; Serial: CB5A1Z1S1S

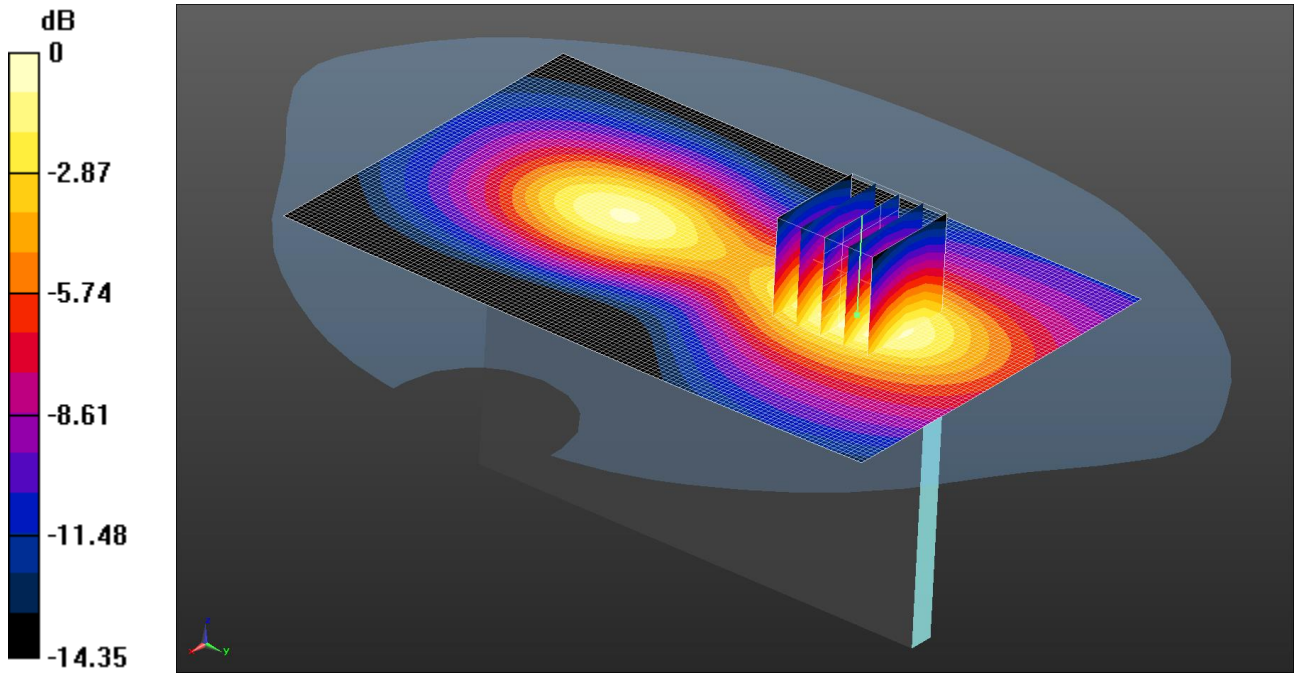

0 dB = 0.354 W/kg = -4.51 dBW/kg

Communication System: UID 0 - n/a, UMTS FDD ; Frequency: 1732.4 MHz;Duty Cycle: 1:1
Medium: 1800 MHz MSL Medium parameters used (interpolated): f = 1732.4 MHz; σ = 1.53 S/m; ε_r = 51.911; ρ = 1000 kg/m^3
Phantom section: Flat Section
DASY4 Configuration:
- Probe: ET3DV6 - SN1528; ConvF(4.68, 4.68, 4.68); Calibrated: 16/04/2014;
- Sensor-Surface: 4mm (Mechanical Surface Detection)
- Electronics: DAE3 Sn417; Calibrated: 10/04/2014
- Phantom: SAM B (Site 58); Type: Twin Phantom; Serial: TP:1020
- ; SEMCAD X Version 14.6.9 (7117)

Configuration/Left Hand Side of EUT Facing Phantom - Middle/Area Scan (81x131x1): Interpolated grid: dx=1.500 mm, dy=1.500 mm
Maximum value of SAR (interpolated) = 0.355 W/kg
Configuration/Left Hand Side of EUT Facing Phantom - Middle/Zoom Scan (5x5x7) (5x5x7)/Cube 0: Measurement grid: dx=8mm, dy=8mm, dz=5mm
Reference Value = 9.067 V/m; Power Drift = -0.01 dB
Peak SAR (extrapolated) = 0.471 W/kg
SAR(1 g) = 0.325 W/kg; SAR(10 g) = 0.202 W/kg
Maximum value of SAR (measured) = 0.354 W/kg

This report shall not be reproduced except in full, without the written approval of UL Verification Services Ltd.

067: Right Hand Side EUT Facing Phantom UMTS FDD 4 CH1412
Date: 29/05/2014
DUT: Sony; Type: FCC ID: PY7PM-0801; Serial: CB5A1Z1S1S

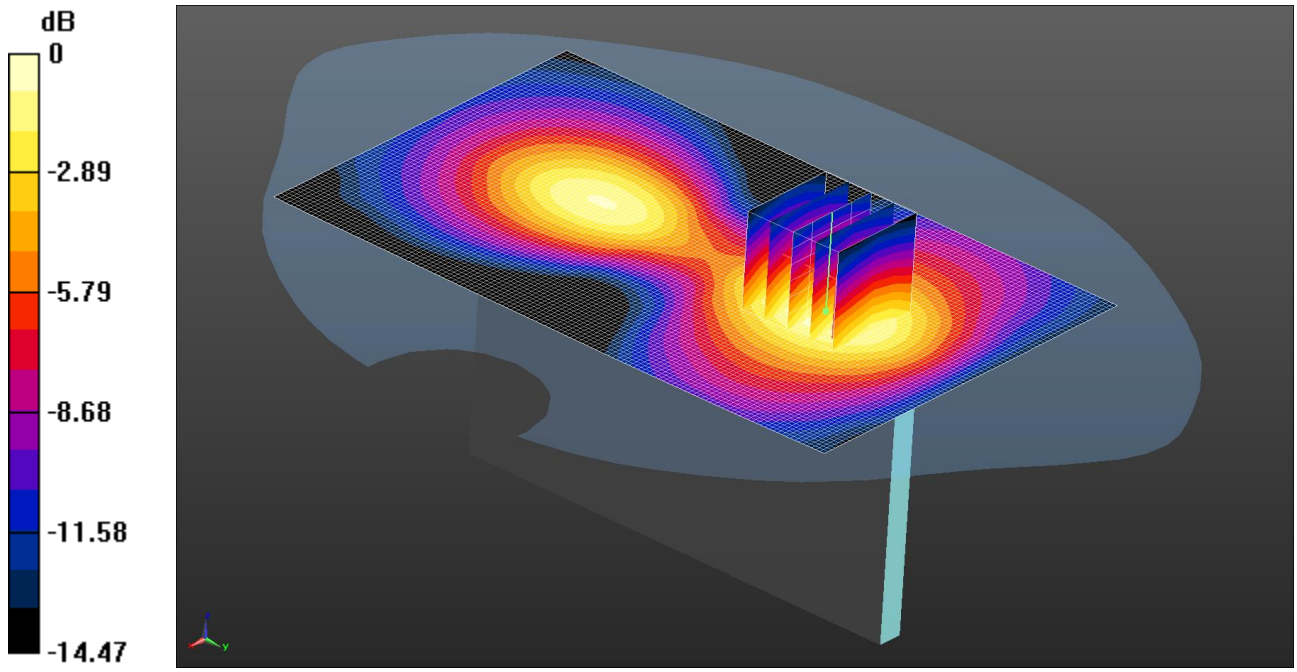

0 dB = 0.218 W/kg = -6.62 dBW/kg

Communication System: UID 0 - n/a, UMTS FDD ; Frequency: 1732.4 MHz;Duty Cycle: 1:1
Medium: 1800 MHz MSL Medium parameters used (interpolated): f = 1732.4 MHz; σ = 1.53 S/m; ε_r = 51.911; ρ = 1000 kg/m^3
Phantom section: Flat Section
DASY4 Configuration:
- Probe: ET3DV6 - SN1528; ConvF(4.68, 4.68, 4.68); Calibrated: 16/04/2014;
- Sensor-Surface: 4mm (Mechanical Surface Detection)
- Electronics: DAE3 Sn417; Calibrated: 10/04/2014
- Phantom: SAM B (Site 58); Type: Twin Phantom; Serial: TP:1020
- ; SEMCAD X Version 14.6.9 (7117)

Configuration/Right Hand Side of EUT Facing Phantom - Middle/Area Scan (81x131x1): Interpolated grid: dx=1.500 mm, dy=1.500 mm
Maximum value of SAR (interpolated) = 0.221 W/kg
Configuration/Right Hand Side of EUT Facing Phantom - Middle/Zoom Scan (5x5x7) (5x5x7)/Cube 0: Measurement grid: dx=8mm, dy=8mm, dz=5mm
Reference Value = 8.666 V/m; Power Drift = -0.06 dB
Peak SAR (extrapolated) = 0.289 W/kg
SAR(1 g) = 0.200 W/kg; SAR(10 g) = 0.125 W/kg
Maximum value of SAR (measured) = 0.218 W/kg

This report shall not be reproduced except in full, without the written approval of UL Verification Services Ltd.

068: Bottom EUT Facing Phantom UMTS FDD 4 CH1412
Date: 29/05/2014
DUT: Sony; Type: FCC ID: PY7PM-0801; Serial: CB5A1Z1S1S

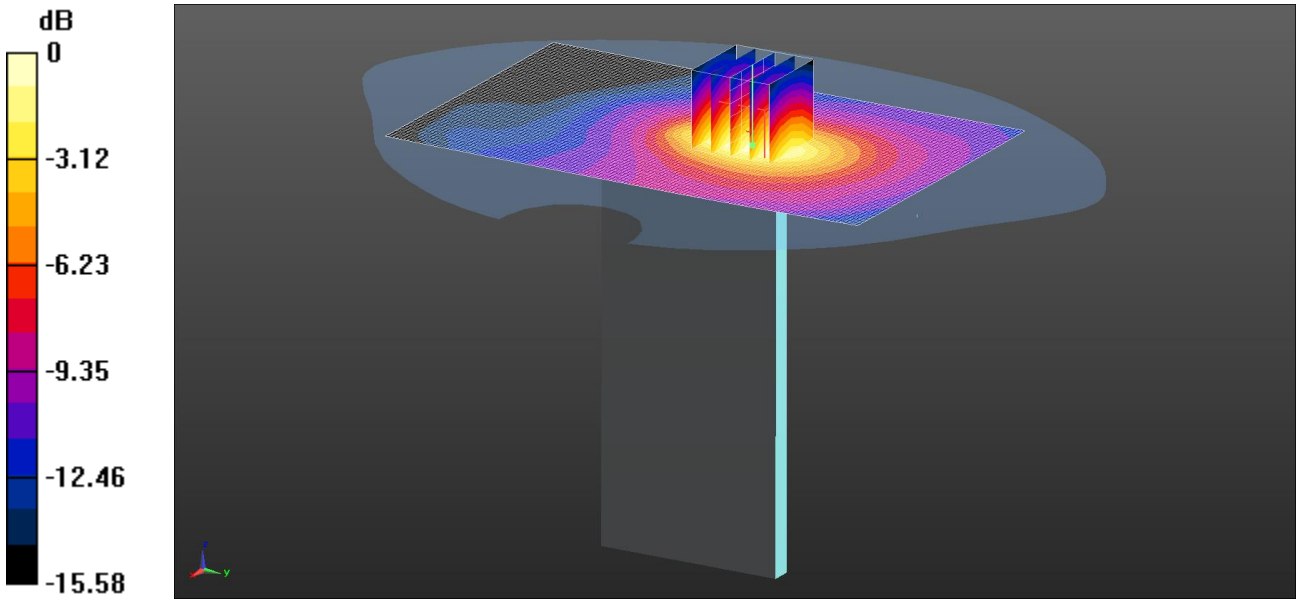

0 dB = 0.383 W/kg = -4.17 dBW/kg

Communication System: UID 0 - n/a, UMTS FDD ; Frequency: 1732.4 MHz;Duty Cycle: 1:1
Medium: 1800 MHz MSL Medium parameters used (interpolated): f = 1732.4 MHz; σ = 1.53 S/m; ε_r = 51.911; ρ = 1000 kg/m^3
Phantom section: Flat Section
DASY4 Configuration:
- Probe: ET3DV6 - SN1528; ConvF(4.68, 4.68, 4.68); Calibrated: 16/04/2014;
- Sensor-Surface: 4mm (Mechanical Surface Detection)
- Electronics: DAE3 Sn417; Calibrated: 10/04/2014
- Phantom: SAM B (Site 58); Type: Twin Phantom; Serial: TP:1020
- ; SEMCAD X Version 14.6.9 (7117)

Configuration/Bottom of EUT Facing Phantom - Middle/Area Scan (81x131x1): Interpolated grid: dx=1.500 mm, dy=1.500 mm
Maximum value of SAR (interpolated) = 0.395 W/kg
Configuration/Bottom of EUT Facing Phantom - Middle/Zoom Scan (5x5x7) (5x5x7)/Cube 0: Measurement grid: dx=8mm, dy=8mm, dz=5mm
Reference Value = 7.326 V/m; Power Drift = 0.08 dB
Peak SAR (extrapolated) = 0.520 W/kg
SAR(1 g) = 0.347 W/kg; SAR(10 g) = 0.206 W/kg
Maximum value of SAR (measured) = 0.383 W/kg

This report shall not be reproduced except in full, without the written approval of UL Verification Services Ltd.

069: Touch Left UMTS FDD 5 CH4183
Date: 27/05/2014
DUT: Sony; Type: FCC ID: PY7PM-0801; Serial: CB5A1Z1RYM

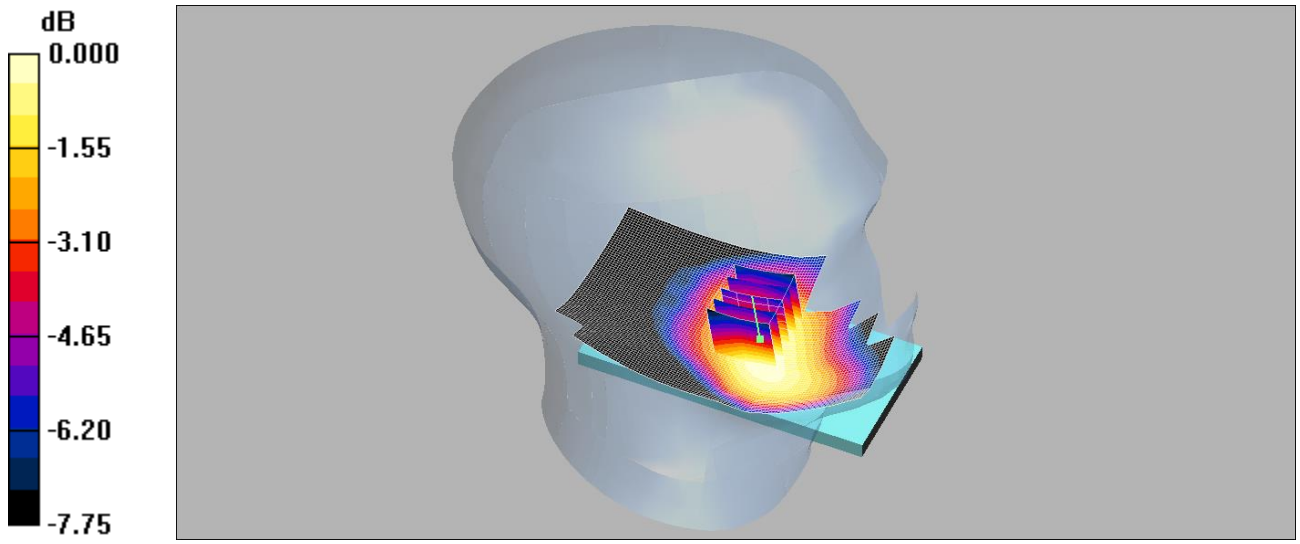

0 dB = 0.171mW/g

Communication System: UMTS-FDD 5; Frequency: 836.6 MHz;Duty Cycle: 1:1
Medium: 900 MHz HSL Medium parameters used (interpolated): f = 836.6 MHz; σ = 0.899 mho/m; ε_r = 40.1; ρ = 1000 kg/m^3
Phantom section: Left Section
DASY4 Configuration:
- Probe: EX3DV4 - SN3994; ConvF(10.19, 10.19, 10.19);
- Sensor-Surface: 4mm (Mechanical Surface Detection)
- Electronics: DAE3 Sn450; Calibrated: 31/10/2013
- Phantom: SAM 12b (Site 57); Type: SAM 4.0; Serial: TP:1031
- Measurement SW: DASY4, V4.7 Build 80; Postprocessing SW: SEMCAD, V1.8 Build 186

Touch Left - Middle/Area Scan (71x121x1): Measurement grid: dx=15mm, dy=15mm
Maximum value of SAR (interpolated) = 0.171 mW/g

Touch Left - Middle/Zoom Scan (5x5x7) (5x5x7)/Cube 0: Measurement grid: dx=8mm, dy=8mm, dz=5mm
Reference Value = 4.72 V/m; Power Drift = -0.125 dB
Peak SAR (extrapolated) = 0.200 W/kg
SAR(1 g) = 0.165 mW/g; SAR(10 g) = 0.128 mW/g.
Maximum value of SAR (measured) = 0.171 mW/g

This report shall not be reproduced except in full, without the written approval of UL Verification Services Ltd.

070: Tilt Left UMTS FDD 5 CH4183
Date: 27/05/2014
DUT: Sony; Type: FCC ID: PY7PM-0801; Serial: CB5A1Z1RYM

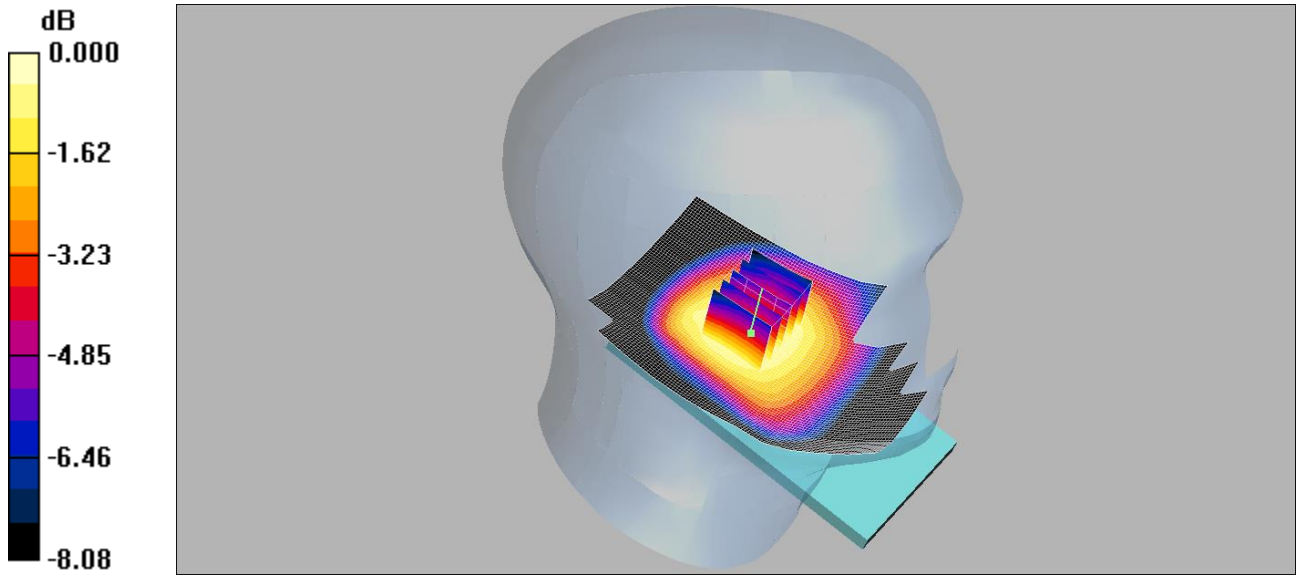

0 dB = 0.115mW/g

Communication System: UMTS-FDD 5; Frequency: 836.6 MHz;Duty Cycle: 1:1
Medium: 900 MHz HSL Medium parameters used (interpolated): f = 836.6 MHz; σ = 0.899 mho/m; ε_r = 40.1; ρ = 1000 kg/m^3
Phantom section: Left Section
DASY4 Configuration:
- Probe: EX3DV4 - SN3994; ConvF(10.19, 10.19, 10.19);
- Sensor-Surface: 4mm (Mechanical Surface Detection)
- Electronics: DAE3 Sn450; Calibrated: 31/10/2013
- Phantom: SAM 12b (Site 57); Type: SAM 4.0; Serial: TP:1031
- Measurement SW: DASY4, V4.7 Build 80; Postprocessing SW: SEMCAD, V1.8 Build 186

Tilt Left - Middle/Area Scan (71x121x1): Measurement grid: dx=15mm, dy=15mm
Maximum value of SAR (interpolated) = 0.115 mW/g

Tilt Left - Middle/Zoom Scan (5x5x7) (5x5x7)/Cube 0: Measurement grid: dx=8mm, dy=8mm, dz=5mm
Reference Value = 9.04 V/m; Power Drift = 0.030 dB
Peak SAR (extrapolated) = 0.134 W/kg
SAR(1 g) = 0.110 mW/g; SAR(10 g) = 0.085 mW/g
Maximum value of SAR (measured) = 0.115 mW/g

This report shall not be reproduced except in full, without the written approval of UL Verification Services Ltd.

071: Touch Right UMTS FDD 5 CH4183
Date: 27/05/2014
DUT: Sony; Type: FCC ID: PY7PM-0801; Serial: CB5A1Z1RYM

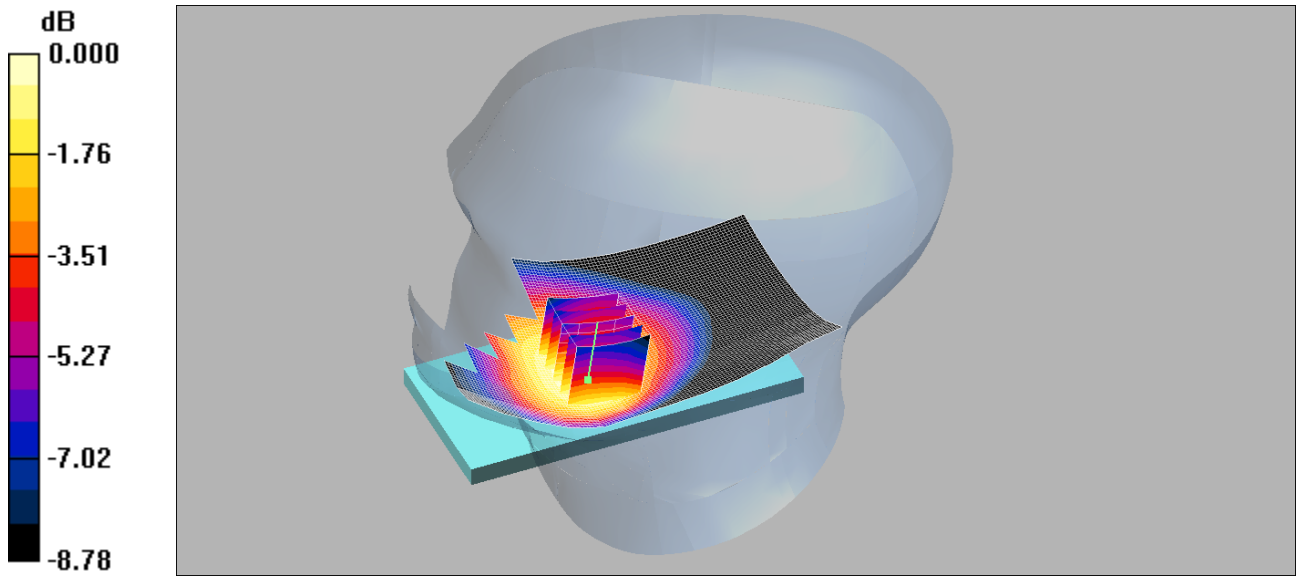

0 dB = 0.221mW/g

Communication System: UMTS-FDD 5; Frequency: 836.6 MHz;Duty Cycle: 1:1
Medium: 900 MHz HSL Medium parameters used (interpolated): f = 836.6 MHz; σ = 0.899 mho/m; ε_r = 40.1; ρ = 1000 kg/m^3
Phantom section: Right Section
DASY4 Configuration:
- Probe: EX3DV4 - SN3994; ConvF(10.19, 10.19, 10.19);
- Sensor-Surface: 4mm (Mechanical Surface Detection)
- Electronics: DAE3 Sn450; Calibrated: 31/10/2013
- Phantom: SAM 12b (Site 57); Type: SAM 4.0; Serial: TP:1031
- Measurement SW: DASY4, V4.7 Build 80; Postprocessing SW: SEMCAD, V1.8 Build 186

Touch Right- Middle/Area Scan (71x121x1): Measurement grid: dx=15mm, dy=15mm
Maximum value of SAR (interpolated) = 0.221 mW/g

Touch Right- Middle/Zoom Scan (5x5x7) (5x5x7)/Cube 0: Measurement grid: dx=8mm, dy=8mm, dz=5mm
Reference Value = 4.92 V/m; Power Drift = 0.079 dB
Peak SAR (extrapolated) = 0.255 W/kg
SAR(1 g) = 0.211 mW/g; SAR(10 g) = 0.164 mW/g
Maximum value of SAR (measured) = 0.221 mW/g

This report shall not be reproduced except in full, without the written approval of UL Verification Services Ltd.

072: Tilt Right UMTS FDD 5 CH4183
Date: 27/05/2014
DUT: Sony; Type: FCC ID: PY7PM-0801; Serial: CB5A1Z1RYM

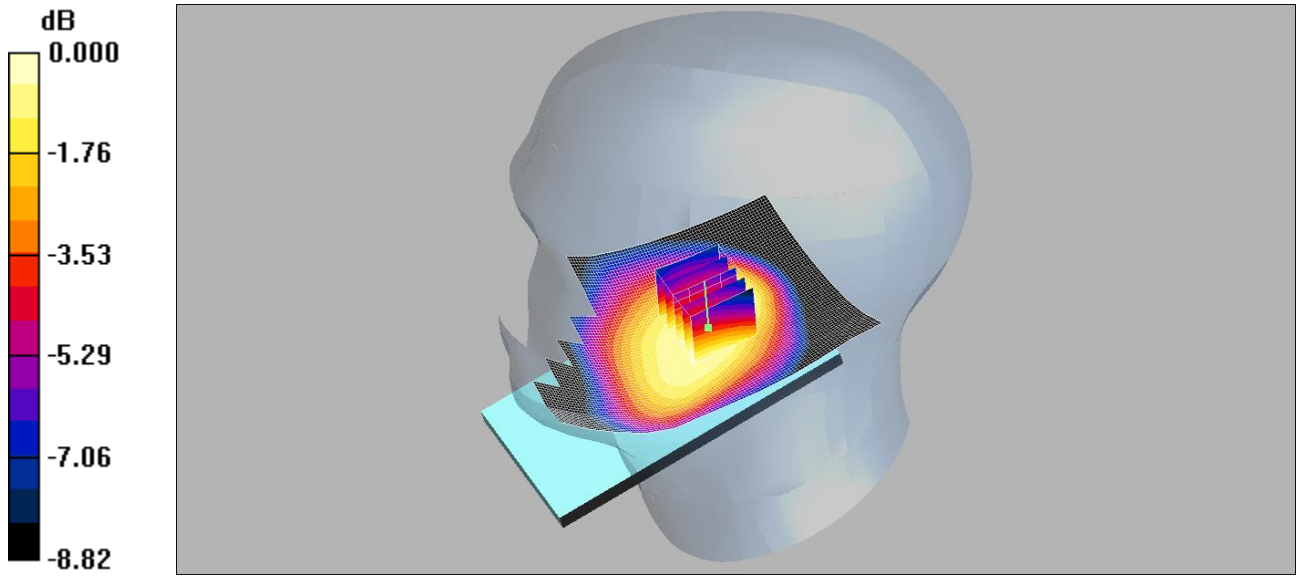

0 dB = 0.117mW/g

Communication System: UMTS-FDD 5; Frequency: 836.6 MHz;Duty Cycle: 1:1
Medium: 900 MHz HSL Medium parameters used (interpolated): f = 836.6 MHz; σ = 0.899 mho/m; ε_r = 40.1; ρ = 1000 kg/m^3
Phantom section: Right Section
DASY4 Configuration:
- Probe: EX3DV4 - SN3994; ConvF(10.19, 10.19, 10.19);
- Sensor-Surface: 4mm (Mechanical Surface Detection)
- Electronics: DAE3 Sn450; Calibrated: 31/10/2013
- Phantom: SAM 12b (Site 57); Type: SAM 4.0; Serial: TP:1031
- Measurement SW: DASY4, V4.7 Build 80; Postprocessing SW: SEMCAD, V1.8 Build 186

Touch Right- Middle/Area Scan (71x121x1): Measurement grid: dx=15mm, dy=15mm
Maximum value of SAR (interpolated) = 0.117 mW/g

Touch Right- Middle/Zoom Scan (5x5x7) (5x5x7)/Cube 0: Measurement grid: dx=8mm, dy=8mm, dz=5mm
Reference Value = 8.92 V/m; Power Drift = 0.033 dB
Peak SAR (extrapolated) = 0.138 W/kg
SAR(1 g) = 0.111 mW/g; SAR(10 g) = 0.085 mW/g

Maximum value of SAR (measured) = 0.117 mW/g

This report shall not be reproduced except in full, without the written approval of UL Verification Services Ltd.

073: Touch Right UMTS FDD 5 CH4132
Date: 27/05/2014
DUT: Sony; Type: FCC ID: PY7PM-0801; Serial: CB5A1Z1RYM

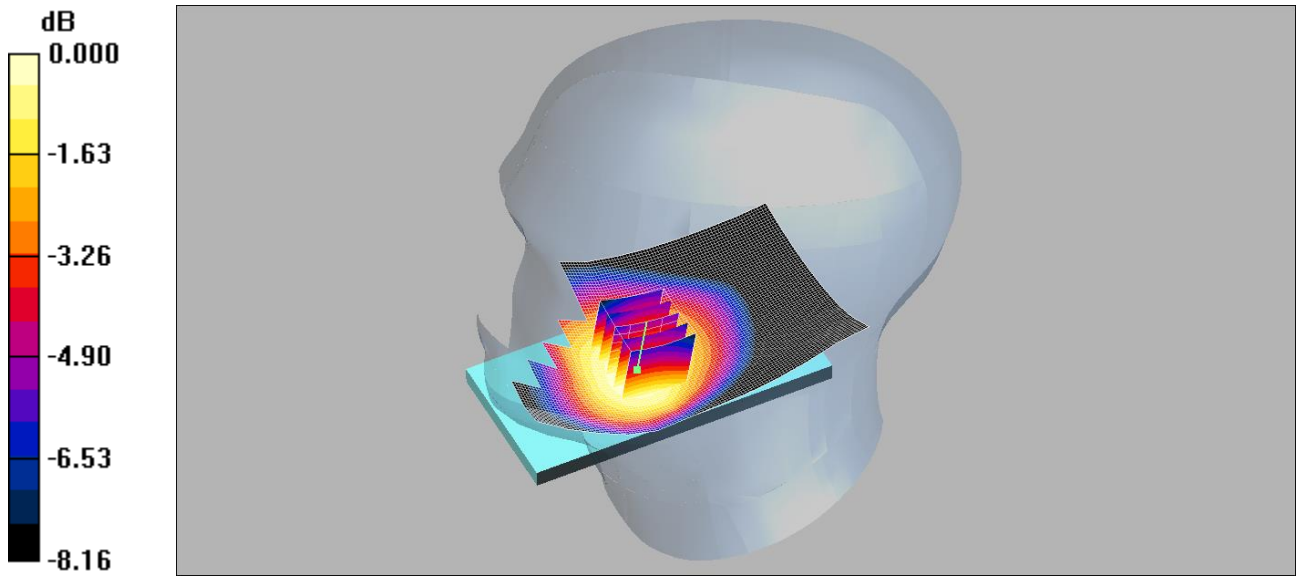

0 dB = 0.218mW/g

Communication System: UMTS-FDD 5; Frequency: 826.4 MHz;Duty Cycle: 1:1
Medium: 900 MHz HSL Medium parameters used (interpolated): f = 826.4 MHz; σ = 0.894 mho/m; ε_r = 40.1; ρ = 1000 kg/m^3
Phantom section: Right Section
DASY4 Configuration:
- Probe: EX3DV4 - SN3994; ConvF(10.19, 10.19, 10.19);
- Sensor-Surface: 4mm (Mechanical Surface Detection)
- Electronics: DAE3 Sn450; Calibrated: 31/10/2013
- Phantom: SAM 12b (Site 57); Type: SAM 4.0; Serial: TP:1031
- Measurement SW: DASY4, V4.7 Build 80; Postprocessing SW: SEMCAD, V1.8 Build 186

Touch Right- Low/Area Scan (71x121x1): Measurement grid: dx=15mm, dy=15mm
Maximum value of SAR (interpolated) = 0.219 mW/g

Touch Right- Low/Zoom Scan (5x5x7) (5x5x7)/Cube 0: Measurement grid: dx=8mm, dy=8mm, dz=5mm
Reference Value = 5.92 V/m; Power Drift = 0.146 dB
Peak SAR (extrapolated) = 0.252 W/kg
SAR(1 g) = 0.210 mW/g; SAR(10 g) = 0.166 mW/g
Maximum value of SAR (measured) = 0.218 mW/g

This report shall not be reproduced except in full, without the written approval of UL Verification Services Ltd.

074: Touch Right UMTS FDD 5 CH4233
Date: 27/05/2014
DUT: Sony; Type: FCC ID: PY7PM-0801; Serial: CB5A1Z1RYM

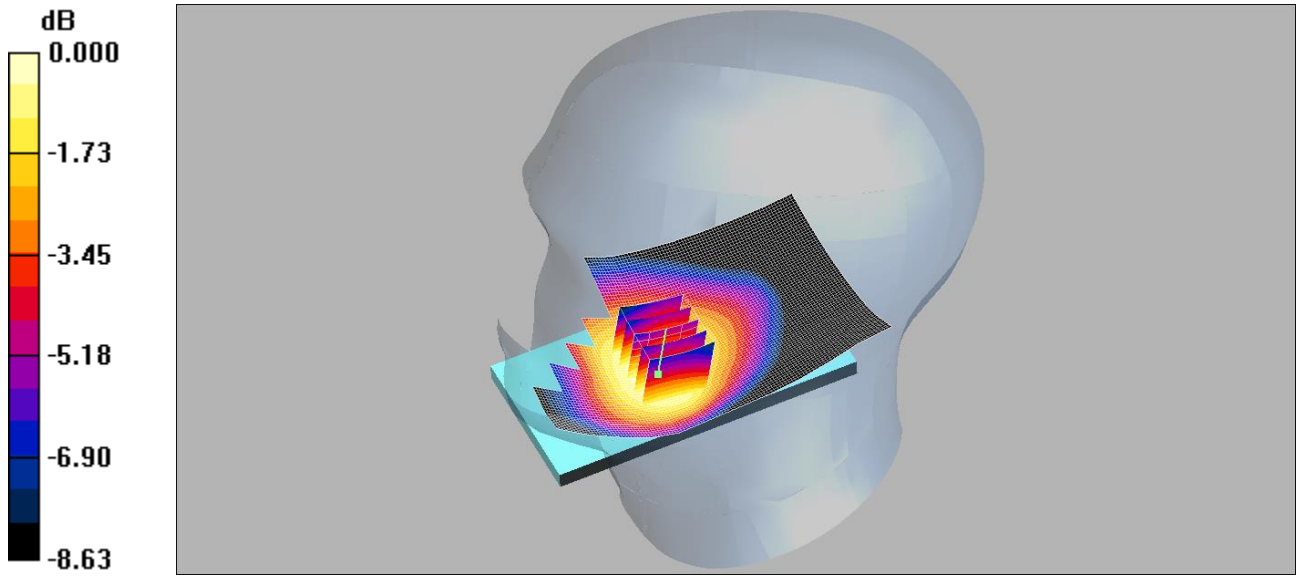

0 dB = 0.188mW/g

Communication System: UMTS-FDD 5; Frequency: 846.6 MHz;Duty Cycle: 1:1
Medium: 900 MHz HSL Medium parameters used (interpolated): f = 846.6 MHz; σ = 0.905 mho/m; ε_r = 40; ρ = 1000 kg/m^3
Phantom section: Right Section
DASY4 Configuration:
- Probe: EX3DV4 - SN3994; ConvF(10.19, 10.19, 10.19);
- Sensor-Surface: 4mm (Mechanical Surface Detection)
- Electronics: DAE3 Sn450; Calibrated: 31/10/2013
- Phantom: SAM 12b (Site 57); Type: SAM 4.0; Serial: TP:1031
- Measurement SW: DASY4, V4.7 Build 80; Postprocessing SW: SEMCAD, V1.8 Build 186

Touch Right- High/Area Scan (71x121x1): Measurement grid: dx=15mm, dy=15mm
Maximum value of SAR (interpolated) = 0.186 mW/g

Touch Right- High/Zoom Scan (5x5x7) (5x5x7)/Cube 0: Measurement grid: dx=8mm, dy=8mm, dz=5mm
Reference Value = 5.84 V/m; Power Drift = 0.134 dB
Peak SAR (extrapolated) = 0.216 W/kg
SAR(1 g) = 0.180 mW/g; SAR(10 g) = 0.142 mW/g
Maximum value of SAR (measured) = 0.188 mW/g

This report shall not be reproduced except in full, without the written approval of UL Verification Services Ltd.

075: Front of EUT Facing Phantom UMTS FDD 5 CH4183
Date: 27/05/2014
DUT: Sony; Type: FCC ID: PY7PM-0801; Serial: CB5A1Z1RYM

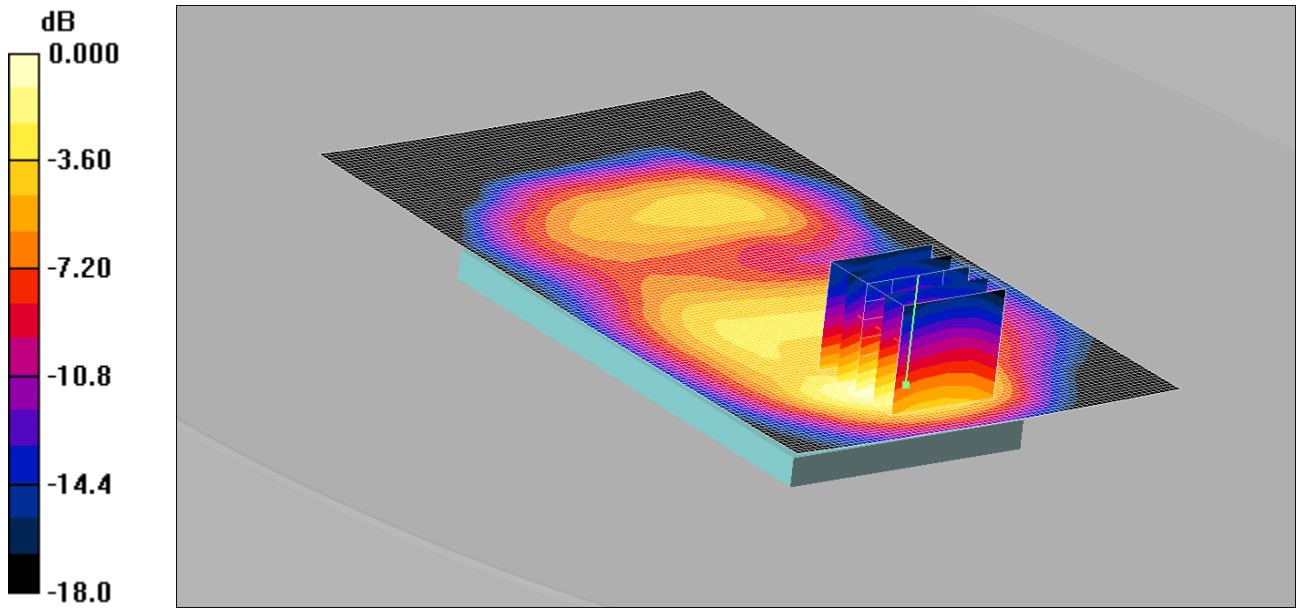

0 dB = 0.414mW/g

Communication System: UMTS-FDD 5; Frequency: 836.6 MHz;Duty Cycle: 1:1
Medium: 900 MHz MSL Medium parameters used (interpolated): f = 836.6 MHz; σ = 0.985 mho/m; ε_r = 55.3; ρ = 1000 kg/m^3
Phantom section: Flat Section
DASY4 Configuration:
- Probe: EX3DV4 - SN3994; ConvF(10.14, 10.14, 10.14);
- Sensor-Surface: 4mm (Mechanical Surface Detection)
- Electronics: DAE3 Sn450; Calibrated: 31/10/2013
- Phantom: ELI v5.0; Type: QDOVA002AA; Serial: TP:xxxx
- Measurement SW: DASY4, V4.7 Build 80; Postprocessing SW: SEMCAD, V1.8 Build 186

Front of EUT Facing Phantom - Middle/Area Scan 2 (81x141x1): Measurement grid: dx=15mm, dy=15mm
Maximum value of SAR (interpolated) = 0.421 mW/g
Front of EUT Facing Phantom - Middle/Zoom Scan (5x5x7) (5x5x7)/Cube 0: Measurement grid: dx=8mm, dy=8mm, dz=5mm
Reference Value = 8.87 V/m; Power Drift = -0.200 dB
Peak SAR (extrapolated) = 0.683 W/kg
SAR(1 g) = 0.378 mW/g; SAR(10 g) = 0.204 mW/g
Maximum value of SAR (measured) = 0.414 mW/g

This report shall not be reproduced except in full, without the written approval of UL Verification Services Ltd.

076: Back of EUT Facing Phantom UMTS FDD 5 CH4183
Date: 27/05/2014
DUT: Sony; Type: FCC ID: PY7PM-0801; Serial: CB5A1Z1RYM

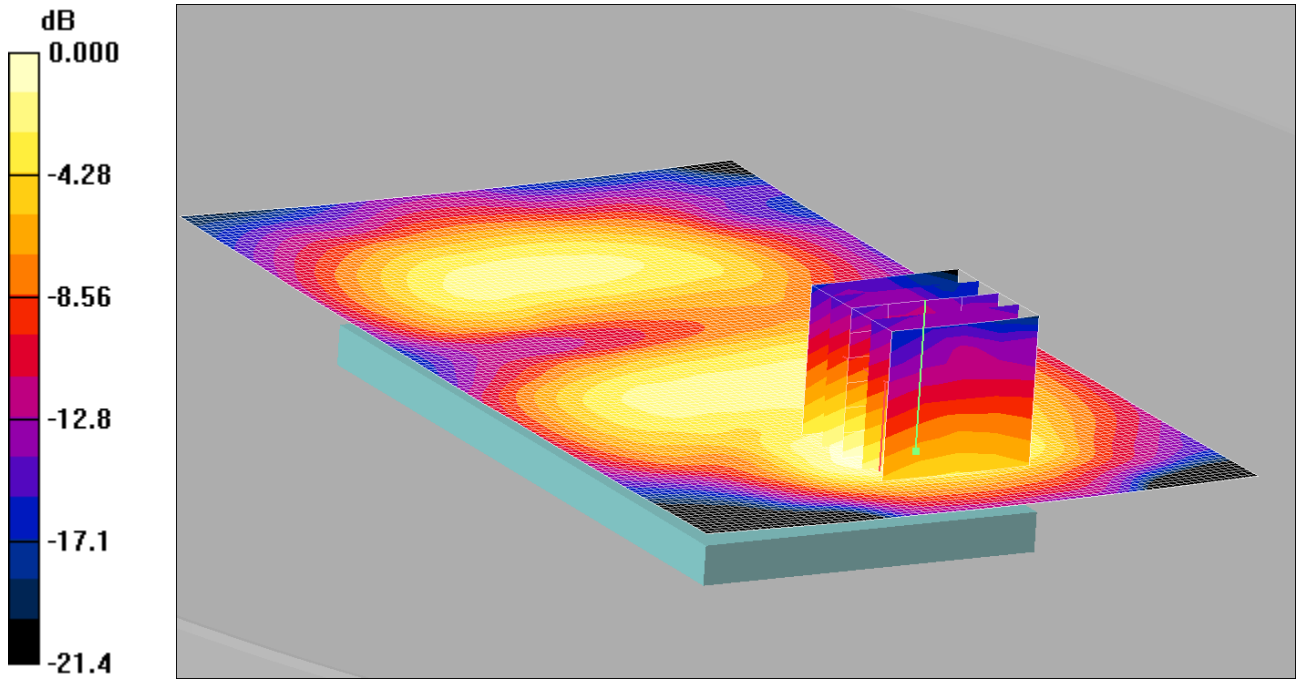

0 dB = 0.188mW/g

Communication System: UMTS-FDD 5; Frequency: 836.6 MHz ;Duty Cycle: 1:1
Medium: 900 MHz MSL Medium parameters used (interpolated): f = 836.6 MHz; σ = 0.985 mho/m; ε_r = 55.3; ρ = 1000 kg/m^3
Phantom section: Flat Section
DASY4 Configuration:
- Probe: EX3DV4 - SN3994; ConvF(10.14, 10.14, 10.14);
- Sensor-Surface: 4mm (Mechanical Surface Detection)
- Electronics: DAE3 Sn450; Calibrated: 31/10/2013
- Phantom: ELI v5.0; Type: QDOVA002AA; Serial: TP:xxxx
- Measurement SW: DASY4, V4.7 Build 80; Postprocessing SW: SEMCAD, V1.8 Build 186

Back of EUT Facing Phantom - Middle/Area Scan (81x141x1): Measurement grid: dx=15mm, dy=15mm
Maximum value of SAR (interpolated) = 0.193 mW/g
Back of EUT Facing Phantom - Middle/Zoom Scan (5x5x7) (5x5x7)/Cube 0: Measurement grid: dx=8mm, dy=8mm, dz=5mm
Reference Value = 5.73 V/m; Power Drift = 0.174 dB
Peak SAR (extrapolated) = 0.311 W/kg
SAR(1 g) = 0.174 mW/g; SAR(10 g) = 0.099 mW/g
Maximum value of SAR (measured) = 0.188 mW/g

This report shall not be reproduced except in full, without the written approval of UL Verification Services Ltd.

077: Left Hand Side of EUT Facing Phantom UMTS FDD 5 CH4183
Date: 27/05/2014
DUT: Sony; Type: FCC ID: PY7PM-0801; Serial: CB5A1Z1RYM

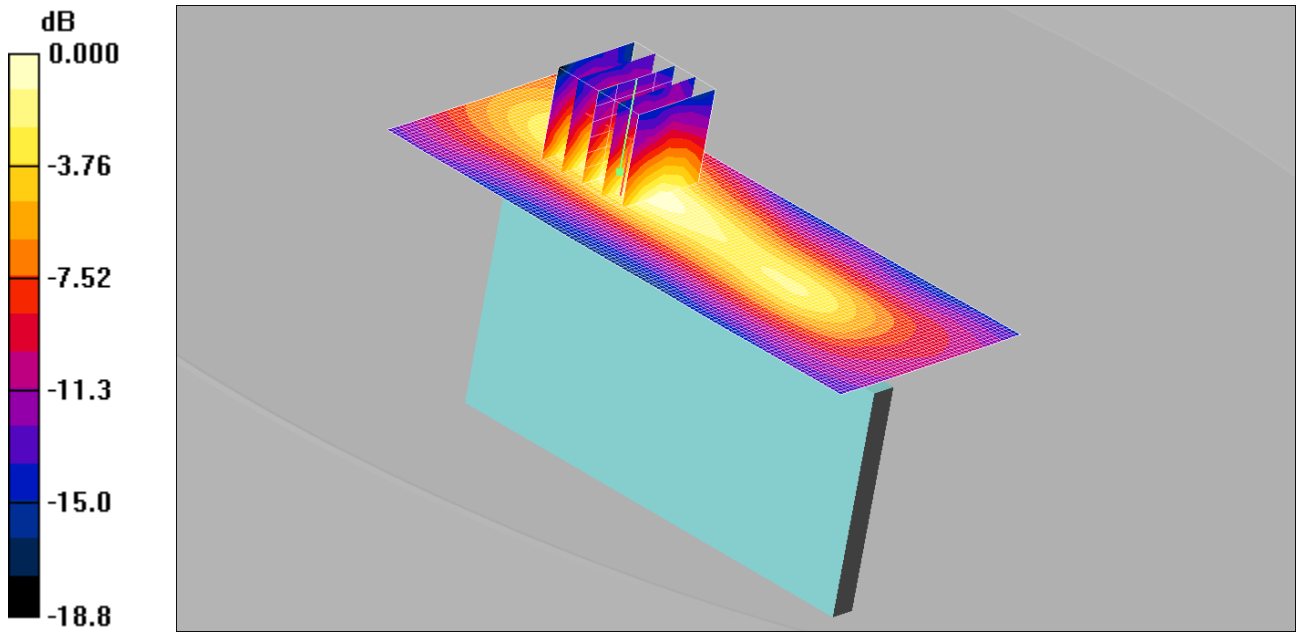

0 dB = 0.152mW/g

Communication System: UMTS-FDD 5; Frequency: 836.6 MHz; Duty Cycle: 1:1
Medium: 900 MHz MSL Medium parameters used (interpolated): f = 836.6 MHz; σ = 0.985 mho/m; ε_r = 55.3; ρ = 1000 kg/m^3
Phantom section: Flat Section
DASY4 Configuration:
- Probe: EX3DV4 - SN3994; ConvF(10.14, 10.14, 10.14);
- Sensor-Surface: 4mm (Mechanical Surface Detection)
- Electronics: DAE3 Sn450; Calibrated: 31/10/2013
- Phantom: ELI v5.0; Type: QDOVA002AA; Serial: TP:xxxx
- Measurement SW: DASY4, V4.7 Build 80; Postprocessing SW: SEMCAD, V1.8 Build 186

Left Hand Side of EUT Facing Phantom - Middle/Area Scan (51x121x1): Measurement grid: dx=15mm, dy=15mm
Maximum value of SAR (interpolated) = 0.152 mW/g
Left Hand Side of EUT Facing Phantom - Middle/Zoom Scan (5x5x7) (5x5x7)/Cube 0: Measurement grid: dx=8mm, dy=8mm, dz=5mm
Reference Value = 9.51 V/m; Power Drift = 0.034 dB
Peak SAR (extrapolated) = 0.240 W/kg
SAR(1 g) = 0.137 mW/g; SAR(10 g) = 0.076 mW/g
Maximum value of SAR (measured) = 0.152 mW/g

This report shall not be reproduced except in full, without the written approval of UL Verification Services Ltd.

078: Right Hand Side of EUT Facing Phantom UMTS FDD 5 CH4183
Date: 27/05/2014
DUT: Sony; Type: FCC ID: PY7PM-0801; Serial: CB5A1Z1RYM

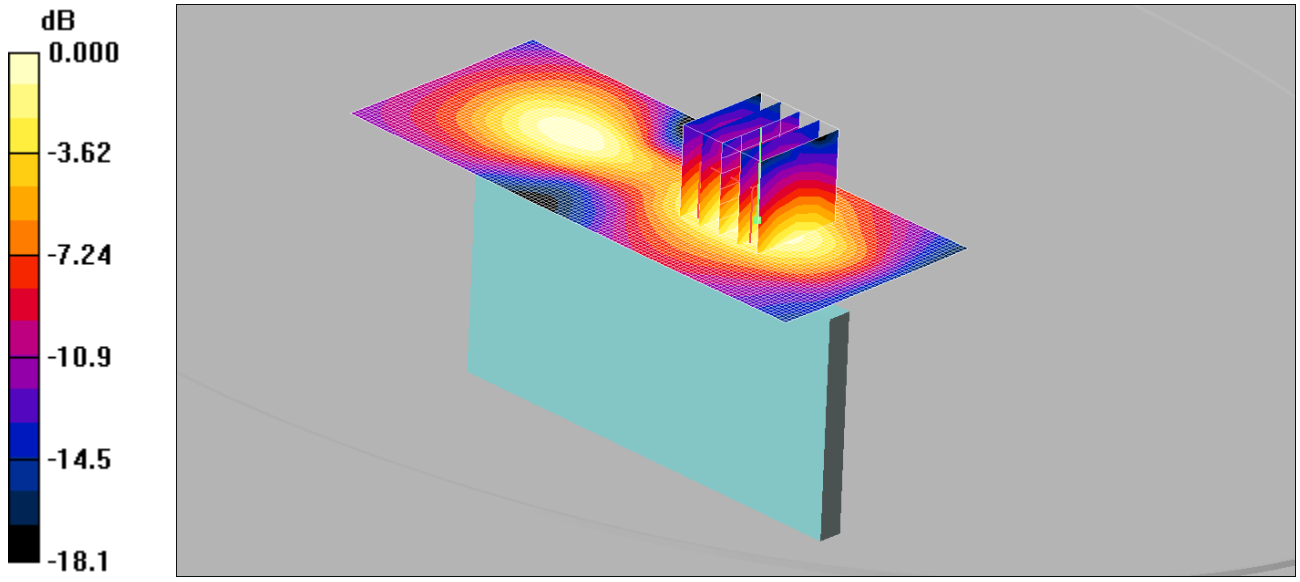

0 dB = 0.146mW/g

Communication System: UMTS-FDD 5; Frequency: 836.6 MHz;Duty Cycle: 1:1
Medium: 900 MHz MSL Medium parameters used (interpolated): f = 836.6 MHz; σ = 0.985 mho/m; ε_r = 55.3; ρ = 1000 kg/m^3
Phantom section: Flat Section
DASY4 Configuration:
- Probe: EX3DV4 - SN3994; ConvF(10.14, 10.14, 10.14);
- Sensor-Surface: 4mm (Mechanical Surface Detection)
- Electronics: DAE3 Sn450; Calibrated: 31/10/2013
- Phantom: ELI v5.0; Type: QDOVA002AA; Serial: TP:xxxx
- Measurement SW: DASY4, V4.7 Build 80; Postprocessing SW: SEMCAD, V1.8 Build 186

Right Hand Side of EUT Facing Phantom - Middle/Area Scan (51x121x1): Measurement grid: dx=15mm, dy=15mm
Maximum value of SAR (interpolated) = 0.155 mW/g

Right Hand Side of EUT Facing Phantom - Middle/Zoom Scan (5x5x7) (5x5x7)/Cube 0: Measurement grid: dx=8mm, dy=8mm, dz=5mm
Reference Value = 7.08 V/m; Power Drift = -0.032 dB
Peak SAR (extrapolated) = 0.223 W/kg
SAR(1 g) = 0.133 mW/g; SAR(10 g) = 0.076 mW/g
Maximum value of SAR (measured) = 0.146 mW/g

This report shall not be reproduced except in full, without the written approval of UL Verification Services Ltd.

079: Bottom of EUT Facing Phantom UMTS FDD 5 CH4183
Date: 28/05/2014
DUT: Sony; Type: FCC ID: PY7PM-0801; Serial: CB5A1Z1RYM

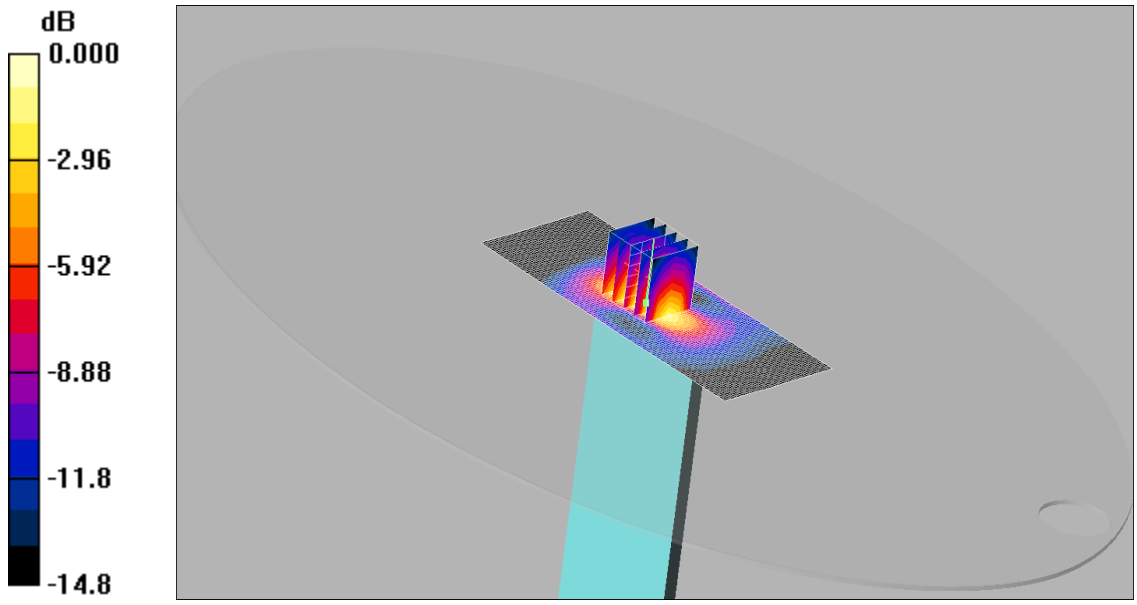

0 dB = 0.241mW/g

Communication System: UMTS-FDD 5; Frequency: 836.6 MHz;Duty Cycle: 1:1
Medium: 900 MHz MSL Medium parameters used (interpolated): f = 836.6 MHz; σ = 0.985 mho/m; ε_r = 55.3; ρ = 1000 kg/m^3
Phantom section: Flat Section
DASY4 Configuration:
- Probe: EX3DV4 - SN3994; ConvF(10.14, 10.14, 10.14);
- Sensor-Surface: 4mm (Mechanical Surface Detection)
- Electronics: DAE3 Sn450; Calibrated: 31/10/2013
- Phantom: ELI v5.0; Type: QDOVA002AA; Serial: TP:xxxx
- Measurement SW: DASY4, V4.7 Build 80; Postprocessing SW: SEMCAD, V1.8 Build 186

Bottom of EUT Facing Phantom - Middle/Area Scan (51x121x1): Measurement grid: dx=15mm, dy=15mm
Maximum value of SAR (interpolated) = 0.239 mW/g

Bottom of EUT Facing Phantom - Middle/Zoom Scan (5x5x7) (5x5x7)/Cube 0: Measurement grid: dx=8mm, dy=8mm, dz=5mm
Reference Value = 15.3 V/m; Power Drift = -0.032 dB
Peak SAR (extrapolated) = 0.407 W/kg
SAR(1 g) = 0.218 mW/g; SAR(10 g) = 0.113 mW/g
Maximum value of SAR (measured) = 0.241 mW/g

This report shall not be reproduced except in full, without the written approval of UL Verification Services Ltd.

080: Front of EUT Facing Phantom UMTS FDD 5 CH4132
Date: 28/05/2014
DUT: Sony; Type: FCC ID: PY7PM-0801; Serial: CB5A1Z1RYM

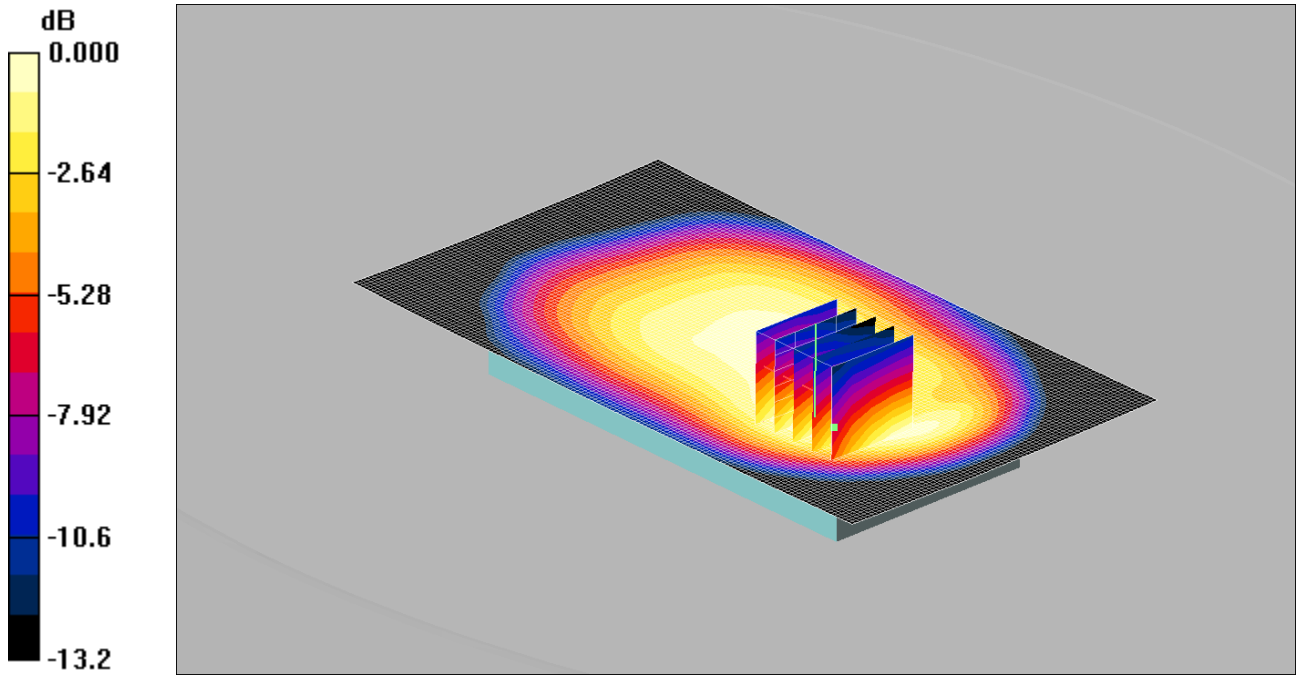

0 dB = 0.365mW/g

Communication System: UMTS-FDD 5; Frequency: 826.4 MHz;Duty Cycle: 1:1
Medium: 900 MHz MSL Medium parameters used (interpolated): f = 826.4 MHz; σ = 0.979 mho/m; ε_r = 55.3; ρ = 1000 kg/m^3
Phantom section: Flat Section
DASY4 Configuration:
- Probe: EX3DV4 - SN3994; ConvF(10.14, 10.14, 10.14);
- Sensor-Surface: 4mm (Mechanical Surface Detection)
- Electronics: DAE3 Sn450; Calibrated: 31/10/2013
- Phantom: ELI v5.0; Type: QDOVA002AA; Serial: TP:xxxx
- Measurement SW: DASY4, V4.7 Build 80; Postprocessing SW: SEMCAD, V1.8 Build 186

Front of EUT Facing Phantom - Middle/Area Scan 2 (81x141x1): Measurement grid: dx=15mm, dy=15mm
Maximum value of SAR (interpolated) = 0.370 mW/g

Front of EUT Facing Phantom - Middle/Zoom Scan (5x5x7) (5x5x7)/Cube 0: Measurement grid: dx=8mm, dy=8mm, dz=5mm
Reference Value = 17.9 V/m; Power Drift = -0.002 dB
Peak SAR (extrapolated) = 0.568 W/kg
SAR(1 g) = 0.341 mW/g; SAR(10 g) = 0.215 mW/g
Maximum value of SAR (measured) = 0.365 mW/g

This report shall not be reproduced except in full, without the written approval of UL Verification Services Ltd.

081: Front of EUT Facing Phantom UMTS FDD 5 CH4233
Date: 28/05/2014
DUT: Sony; Type: FCC ID: PY7PM-0801; Serial: CB5A1Z1RYM

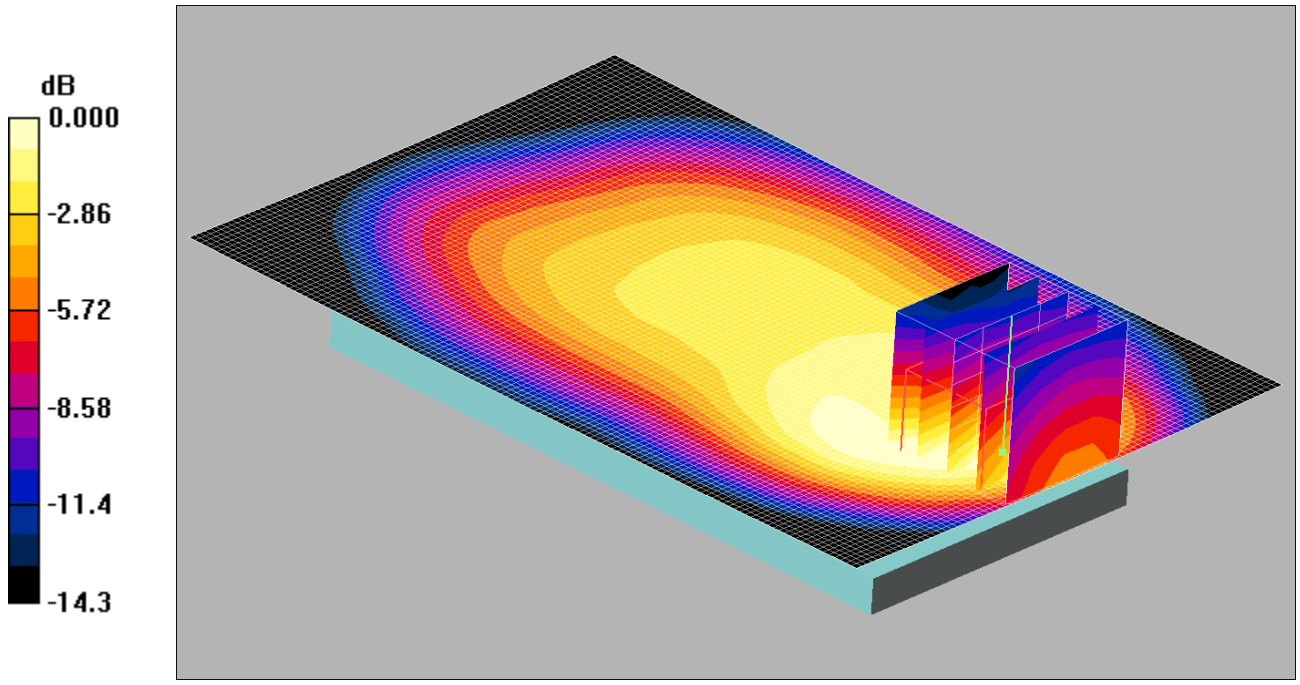

0 dB = 0.386mW/g

Communication System: UMTS-FDD 5; Frequency: 846.6 MHz;Duty Cycle: 1:1
Medium: 900 MHz MSL Medium parameters used (interpolated): f = 846.6 MHz; σ = 0.991 mho/m; ε_r = 55.2; ρ = 1000 kg/m^3
Phantom section: Flat Section
DASY4 Configuration:
- Probe: EX3DV4 - SN3994; ConvF(10.14, 10.14, 10.14);
- Sensor-Surface: 4mm (Mechanical Surface Detection)
- Electronics: DAE3 Sn450; Calibrated: 31/10/2013
- Phantom: ELI v5.0; Type: QDOVA002AA; Serial: TP:xxxx
- Measurement SW: DASY4, V4.7 Build 80; Postprocessing SW: SEMCAD, V1.8 Build 186

Front of EUT Facing Phantom - High/Area Scan 2 (81x121x1): Measurement grid: dx=15mm, dy=15mm
Maximum value of SAR (interpolated) = 0.379 mW/g
Front of EUT Facing Phantom - High/Zoom Scan (5x5x7) (5x5x7)/Cube 0: Measurement grid: dx=8mm, dy=8mm, dz=5mm
Reference Value = 15.1 V/m; Power Drift = 0.016 dB
Peak SAR (extrapolated) = 0.624 W/kg
SAR(1 g) = 0.358 mW/g; SAR(10 g) = 0.209 mW/g
Maximum value of SAR (measured) = 0.386 mW/g

This report shall not be reproduced except in full, without the written approval of UL Verification Services Ltd.

082: Touch Left LTE Band 2 20MHz 1RB-Middle CH18700
Date: 27/05/2014
DUT: Sony; Type: FCC ID: PY7PM-0801; Serial: CB5A1Z1RYK

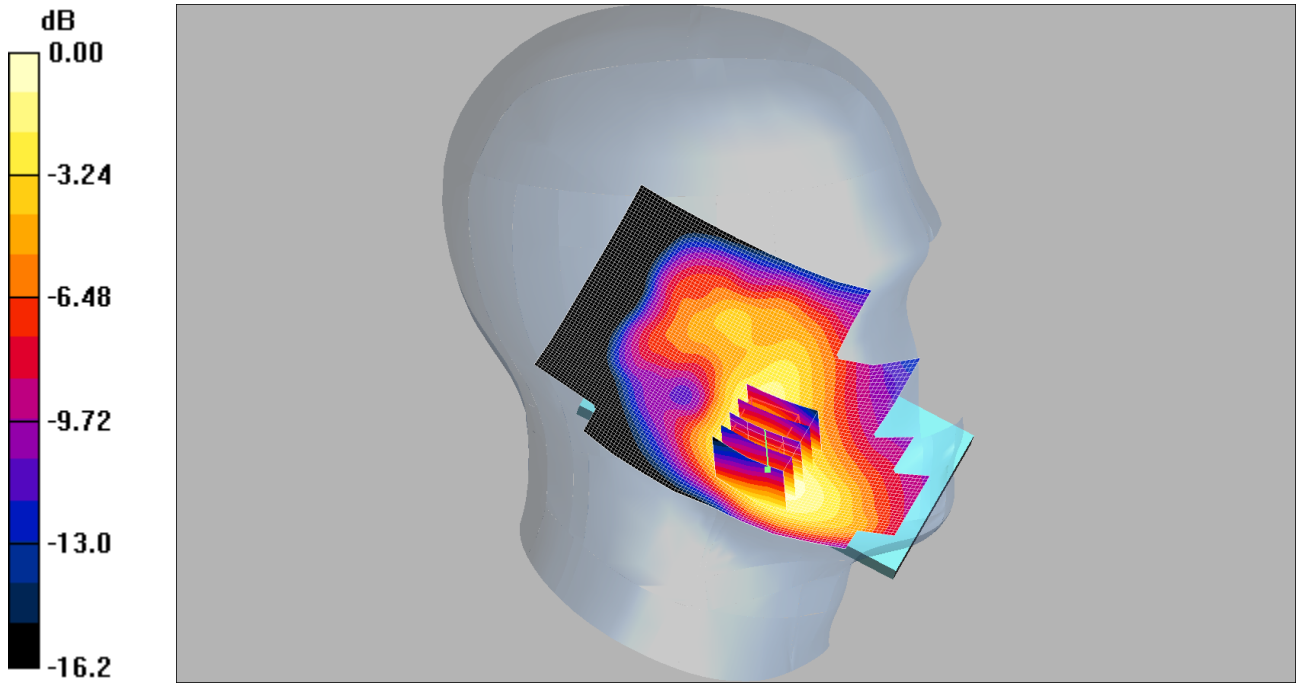

0 dB = 0.518mW/g

Communication System: LTE - Band 2 / 20MHz Channel; Frequency: 1860 MHz;Duty Cycle: 1:1
Medium: 1900 MHz Head Medium parameters used (interpolated): f = 1860 MHz; σ = 1.42 mho/m; ε_r = 41.1; ρ = 1000 kg/m^3
Phantom section: Left Section
DASY4 Configuration:
- Probe: ES3DV3 - SN3304; ConvF(5.12, 5.12, 5.12);
- Sensor-Surface: 3mm (Mechanical Surface Detection)
- Electronics: DAE3 Sn432; Calibrated: 28/08/2013
- Phantom: SAM 12a (Site 56); Type: SAM 4.0; Serial: TP:1192
- Measurement SW: DASY4, V4.5 Build 19; Postprocessing SW: SEMCAD, V1.8 Build 145

Touch Left - Low 2/Area Scan (81x121x1): Measurement grid: dx=15mm, dy=15mm
Maximum value of SAR (interpolated) = 0.549 mW/g

Touch Left - Low 2/Zoom Scan (5x5x7) 2 2 (5x5x7)/Cube 0: Measurement grid: dx=8mm, dy=8mm, dz=5mm
Reference Value = 7.07 V/m; Power Drift = 0.088 dB
Peak SAR (extrapolated) = 0.699 W/kg
SAR(1 g) = 0.467 mW/g; SAR(10 g) = 0.299 mW/g
Maximum value of SAR (measured) = 0.518 mW/g

This report shall not be reproduced except in full, without the written approval of UL Verification Services Ltd.

083: Touch Left LTE Band 2 20MHz 50%RB-Middle CH18700
Date: 27/05/2014
DUT: Sony; Type: FCC ID: PY7PM-0801; Serial: CB5A1Z1RYK

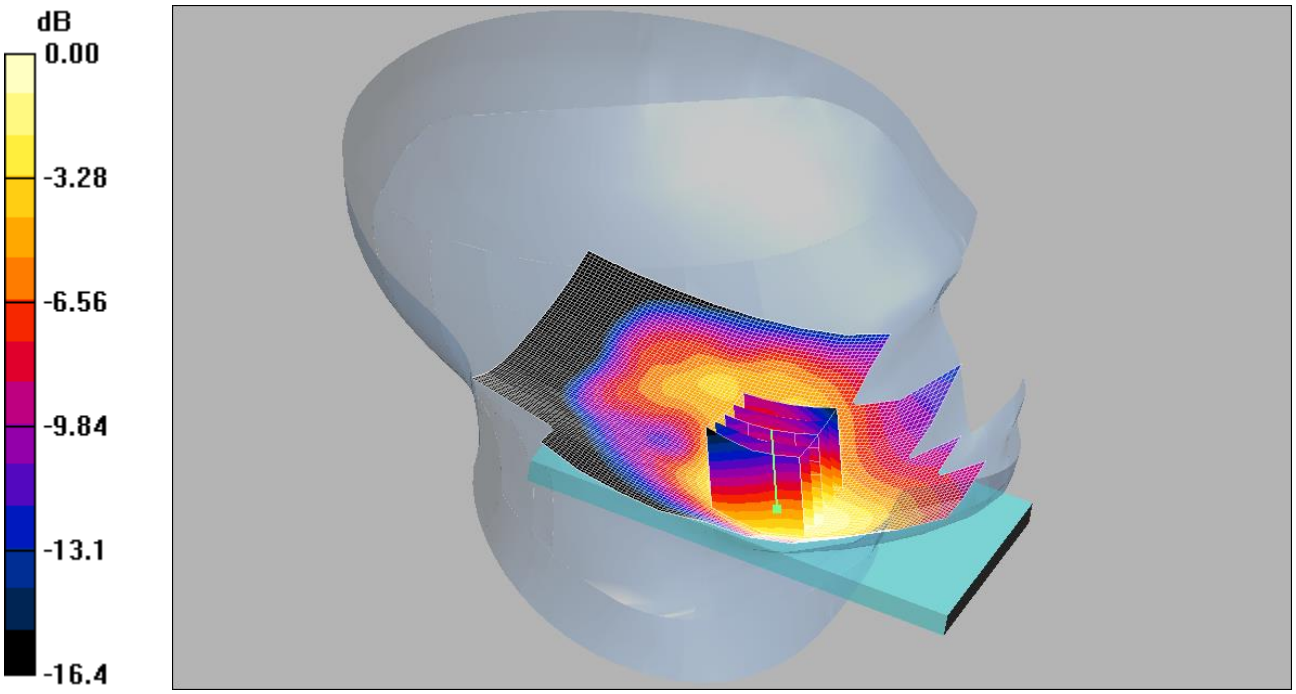

0 dB = 0.409mW/g

Communication System: LTE - Band 2 / 20MHz Channel; Frequency: 1860 MHz;Duty Cycle: 1:1
Medium: 1900 MHz Head Medium parameters used (interpolated): f = 1860 MHz; σ = 1.42 mho/m; ε_r = 41.1; ρ = 1000 kg/m^3
Phantom section: Left Section
DASY4 Configuration:
- Probe: ES3DV3 - SN3304; ConvF(5.12, 5.12, 5.12);
- Sensor-Surface: 3mm (Mechanical Surface Detection)
- Electronics: DAE3 Sn432; Calibrated: 28/08/2013
- Phantom: SAM 12a (Site 56); Type: SAM 4.0; Serial: TP:1192
- Measurement SW: DASY4, V4.5 Build 19; Postprocessing SW: SEMCAD, V1.8 Build 145

Touch Left - Low 2/Area Scan (81x121x1): Measurement grid: dx=15mm, dy=15mm
Maximum value of SAR (interpolated) = 0.431 mW/g

Touch Left - Low 2/Zoom Scan (5x5x7) 2 2 2 (5x5x7)/Cube 0: Measurement grid: dx=8mm, dy=8mm, dz=5mm
Reference Value = 15.6 V/m; Power Drift = -0.128 dB
Peak SAR (extrapolated) = 0.545 W/kg
SAR(1 g) = 0.368 mW/g; SAR(10 g) = 0.234 mW/g
Maximum value of SAR (measured) = 0.409 mW/g

This report shall not be reproduced except in full, without the written approval of UL Verification Services Ltd.

084: Tilt Left LTE Band 2 20MHz 1RB-Middle CH18700
Date: 27/05/2014
DUT: Sony; Type: FCC ID: PY7PM-0801; Serial: CB5A1Z1RYK



0 dB = 0.270mW/g

Communication System: LTE - Band 2 / 20MHz Channel; Frequency: 1860 MHz;Duty Cycle: 1:1
Medium: 1900 MHz Head Medium parameters used (interpolated): f = 1860 MHz; σ = 1.42 mho/m; ε_r = 41.1; ρ = 1000 kg/m^3
Phantom section: Left Section
DASY4 Configuration:
- Probe: ES3DV3 - SN3304; ConvF(5.12, 5.12, 5.12);
- Sensor-Surface: 3mm (Mechanical Surface Detection)
- Electronics: DAE3 Sn432; Calibrated: 28/08/2013
- Phantom: SAM 12a (Site 56); Type: SAM 4.0; Serial: TP:1192
- Measurement SW: DASY4, V4.5 Build 19; Postprocessing SW: SEMCAD, V1.8 Build 145

Tilt Left - Low/Area Scan (81x121x1): Measurement grid: dx=15mm, dy=15mm
Maximum value of SAR (interpolated) = 0.308 mW/g

Tilt Left - Low/Zoom Scan (5x5x7) (5x5x7)/Cube 0: Measurement grid: dx=8mm, dy=8mm, dz=5mm
Reference Value = 6.58 V/m; Power Drift = 0.140 dB
Peak SAR (extrapolated) = 0.388 W/kg
SAR(1 g) = 0.237 mW/g; SAR(10 g) = 0.139 mW/g
Maximum value of SAR (measured) = 0.270 mW/g

This report shall not be reproduced except in full, without the written approval of UL Verification Services Ltd.

085: Tilt Left LTE Band 2 20MHz 50%RB-Middle CH18700
Date: 27/05/2014
DUT: Sony; Type: FCC ID: PY7PM-0801; Serial: CB5A1Z1RYK

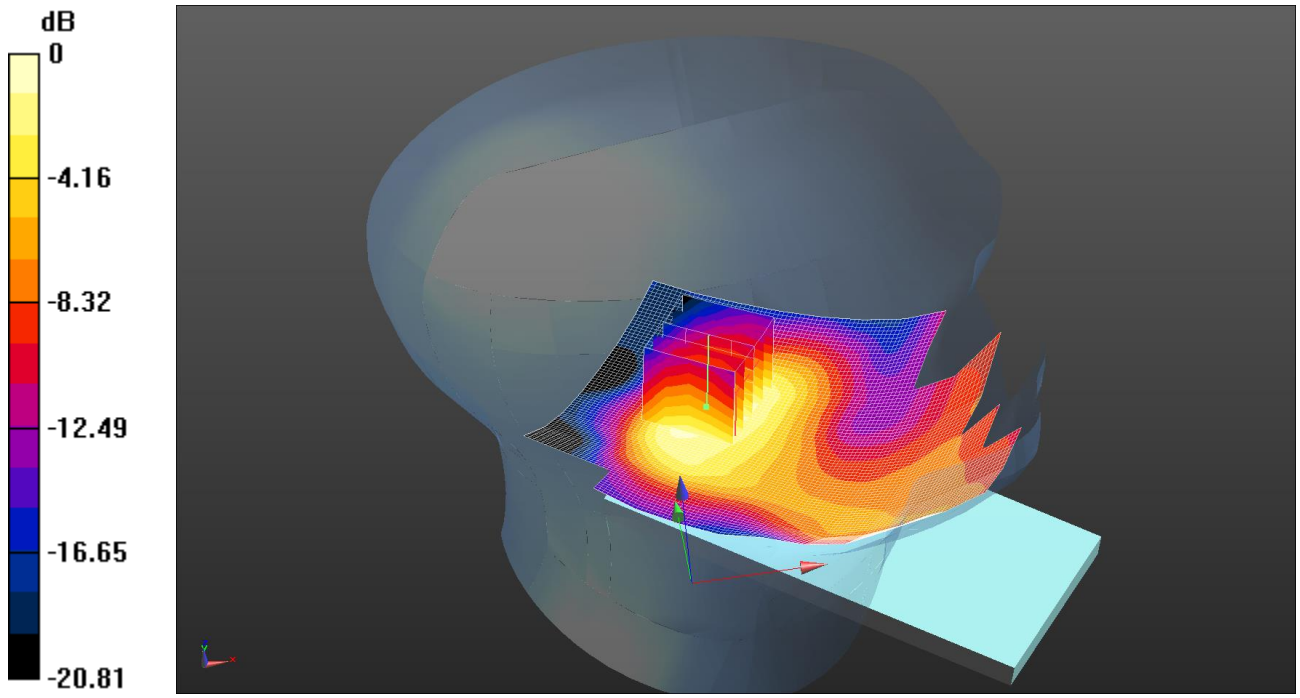

0 dB = 0.214mW/g

Communication System: LTE - Band 2 / 20MHz Channel; Frequency: 1860 MHz;Duty Cycle: 1:1
Medium: 1900 MHz Head Medium parameters used (interpolated): f = 1860 MHz; σ = 1.42 mho/m; ε_r = 41.1; ρ = 1000 kg/m^3
Phantom section: Left Section
DASY4 Configuration:
- Probe: ES3DV3 - SN3304; ConvF(5.12, 5.12, 5.12);
- Sensor-Surface: 3mm (Mechanical Surface Detection)
- Electronics: DAE3 Sn432; Calibrated: 28/08/2013
- Phantom: SAM 12a (Site 56); Type: SAM 4.0; Serial: TP:1192
- Measurement SW: DASY4, V4.5 Build 19; Postprocessing SW: SEMCAD, V1.8 Build 145

Tilt Left - Low/Area Scan (81x121x1): Measurement grid: dx=15mm, dy=15mm
Maximum value of SAR (interpolated) = 0.243 mW/g

Tilt Left - Low/Zoom Scan (5x5x7) (5x5x7)/Cube 0: Measurement grid: dx=8mm, dy=8mm, dz=5mm
Reference Value = 9.68 V/m; Power Drift = 0.140 dB
Peak SAR (extrapolated) = 0.314 W/kg
SAR(1 g) = 0.190 mW/g; SAR(10 g) = 0.110 mW/g
Maximum value of SAR (measured) = 0.214 mW/g

This report shall not be reproduced except in full, without the written approval of UL Verification Services Ltd.

086: Touch Right LTE Band 2 20MHz 1RB-Middle CH18700
Date: 28/05/2014
DUT: Sony; Type: FCC ID: PY7PM-0801; Serial: CB5A1Z1RYK



0 dB = 0.457mW/g

Communication System: LTE - Band 2 / 20MHz Channel; Frequency: 1860 MHz;Duty Cycle: 1:1
Medium: 1900 MHz Head Medium parameters used (interpolated): f = 1860 MHz; σ = 1.42 mho/m; ε_r = 41.1; ρ = 1000 kg/m^3
Phantom section: Right Section
DASY4 Configuration:
- Probe: ES3DV3 - SN3304; ConvF(5.12, 5.12, 5.12);
- Sensor-Surface: 3mm (Mechanical Surface Detection)
- Electronics: DAE3 Sn432; Calibrated: 28/08/2013
- Phantom: SAM 12a (Site 56); Type: SAM 4.0; Serial: TP:1192
- Measurement SW: DASY4, V4.5 Build 19; Postprocessing SW: SEMCAD, V1.8 Build 145

Touch Right - Low 2/Area Scan (81x121x1): Measurement grid: dx=15mm, dy=15mm
Maximum value of SAR (interpolated) = 0.456 mW/g
Touch Right - Low 2/Zoom Scan (5x5x7) 2 2 (5x5x7)/Cube 0: Measurement grid: dx=8mm, dy=8mm, dz=5mm
Reference Value = 5.41 V/m; Power Drift = 0.066 dB
Peak SAR (extrapolated) = 0.596 W/kg
SAR(1 g) = 0.395 mW/g; SAR(10 g) = 0.252 mW/g
Maximum value of SAR (measured) = 0.457 mW/g

This report shall not be reproduced except in full, without the written approval of UL Verification Services Ltd.

087: Touch Right LTE Band 2 20MHz 50%RB-Low CH18700
Date: 28/05/2014
DUT: Sony; Type: FCC ID: PY7PM-0801; Serial: CB5A1Z1RYK

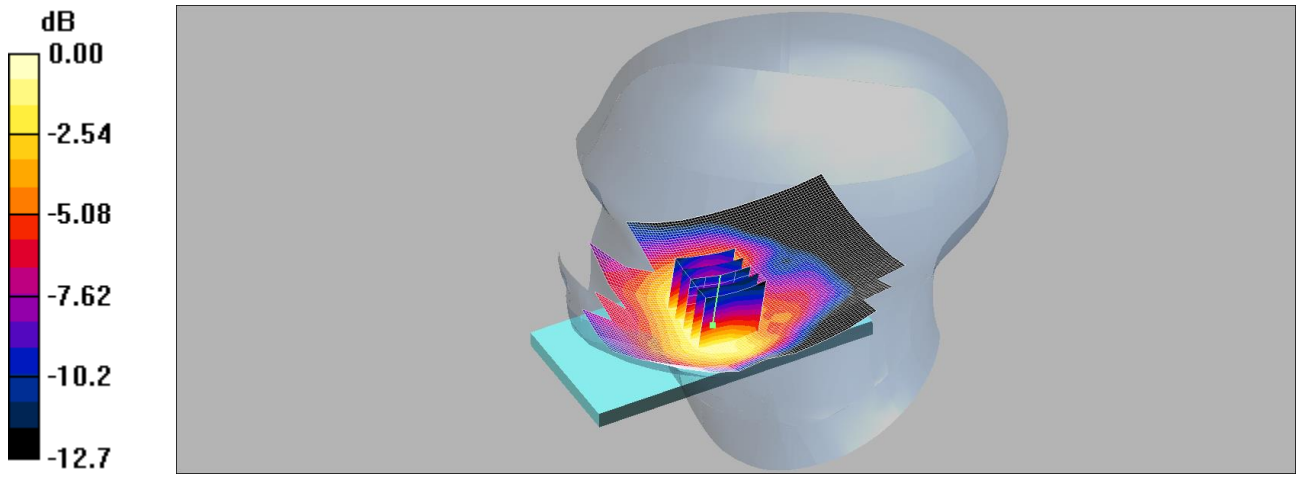

0 dB = 0.322mW/g

Communication System: LTE - Band 2 / 20MHz Channel; Frequency: 1860 MHz;Duty Cycle: 1:1
Medium: 1900 MHz Head Medium parameters used (interpolated): f = 1860 MHz; σ = 1.42 mho/m; ε_r = 41.1; ρ = 1000 kg/m^3
Phantom section: Right Section
DASY4 Configuration:
- Probe: ES3DV3 - SN3304; ConvF(5.12, 5.12, 5.12);
- Sensor-Surface: 3mm (Mechanical Surface Detection)
- Electronics: DAE3 Sn432; Calibrated: 28/08/2013
- Phantom: SAM 12a (Site 56); Type: SAM 4.0; Serial: TP:1192
- Measurement SW: DASY4, V4.5 Build 19; Postprocessing SW: SEMCAD, V1.8 Build 145

Touch Right - Low 2/Area Scan (81x121x1): Measurement grid: dx=15mm, dy=15mm
Maximum value of SAR (interpolated) = 0.325 mW/g
Touch Right - Low 2/Zoom Scan (5x5x7) 2 2 (5x5x7)/Cube 0: Measurement grid: dx=8mm, dy=8mm, dz=5mm
Reference Value = 5.06 V/m; Power Drift = -0.01 dB
Peak SAR (extrapolated) = 0.409 W/kg
SAR(1 g) = 0.280 mW/g; SAR(10 g) = 0.181 mW/g
Maximum value of SAR (measured) = 0.322 mW/g

This report shall not be reproduced except in full, without the written approval of UL Verification Services Ltd.

088: Tilt Right LTE Band 2 20MHz 1RB-Middle CH18700
Date: 28/05/2014
DUT: Sony; Type: FCC ID: PY7PM-0801; Serial: CB5A1Z1RYK

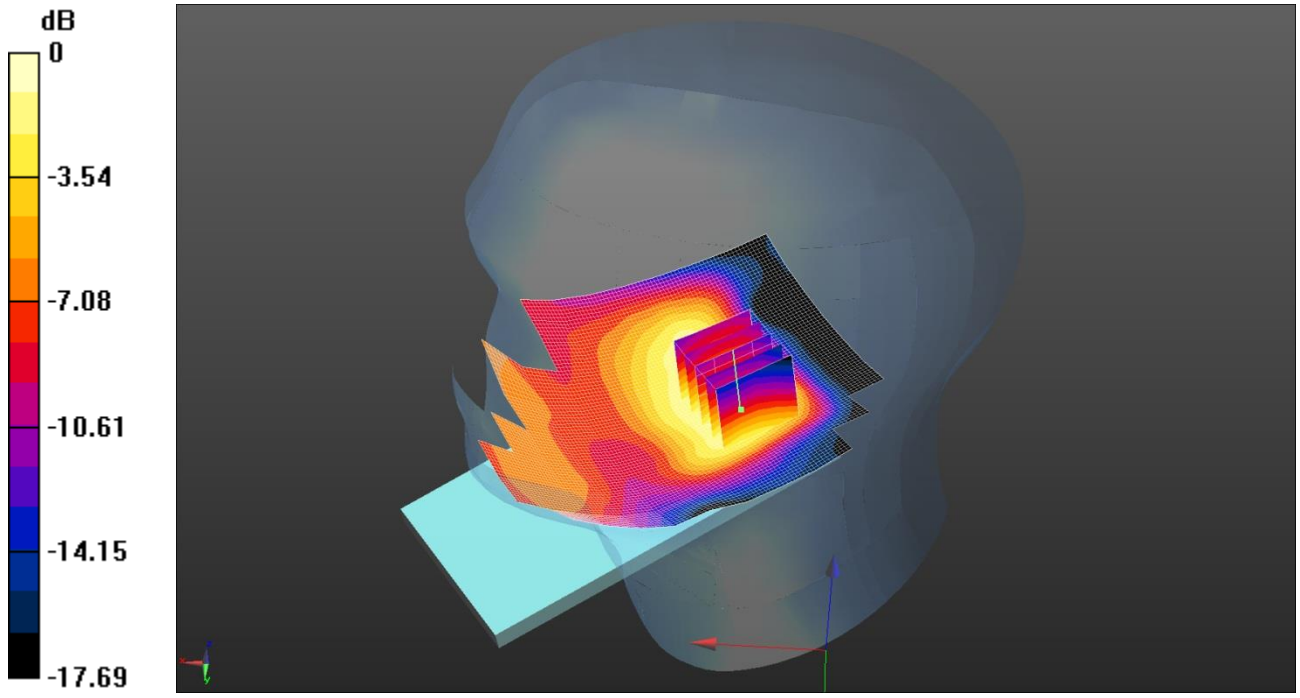

0 dB = 0.206mW/g

Communication System: LTE - Band 2 / 20MHz Channel; Frequency: 1860 MHz;Duty Cycle: 1:1
Medium: 1900 MHz Head Medium parameters used (interpolated): f = 1860 MHz; σ = 1.42 mho/m; ε_r = 41.1; ρ = 1000 kg/m^3
Phantom section: Right Section
DASY4 Configuration:
- Probe: ES3DV3 - SN3304; ConvF(5.12, 5.12, 5.12);
- Sensor-Surface: 3mm (Mechanical Surface Detection)
- Electronics: DAE3 Sn432; Calibrated: 28/08/2013
- Phantom: SAM 12a (Site 56); Type: SAM 4.0; Serial: TP:1192
- Measurement SW: DASY4, V4.5 Build 19; Postprocessing SW: SEMCAD, V1.8 Build 145

Tilt Right - Low/Area Scan (81x121x1): Measurement grid: dx=15mm, dy=15mm
Maximum value of SAR (interpolated) = 0.232 mW/g
Tilt Right - Low/Zoom Scan (5x5x7) 2 2 (5x5x7)/Cube 0: Measurement grid: dx=8mm, dy=8mm, dz=5mm
Reference Value = 7.01 V/m; Power Drift = -0.028 dB
Peak SAR (extrapolated) = 0.275 W/kg
SAR(1 g) = 0.176 mW/g; SAR(10 g) = 0.110 mW/g
Maximum value of SAR (measured) = 0.206 mW/g

This report shall not be reproduced except in full, without the written approval of UL Verification Services Ltd.

089: Tilt Right LTE Band 2 20MHz 50%RB-Middle CH18700
Date: 28/05/2014
DUT: Sony; Type: FCC ID: PY7PM-0801; Serial: CB5A1Z1RYK

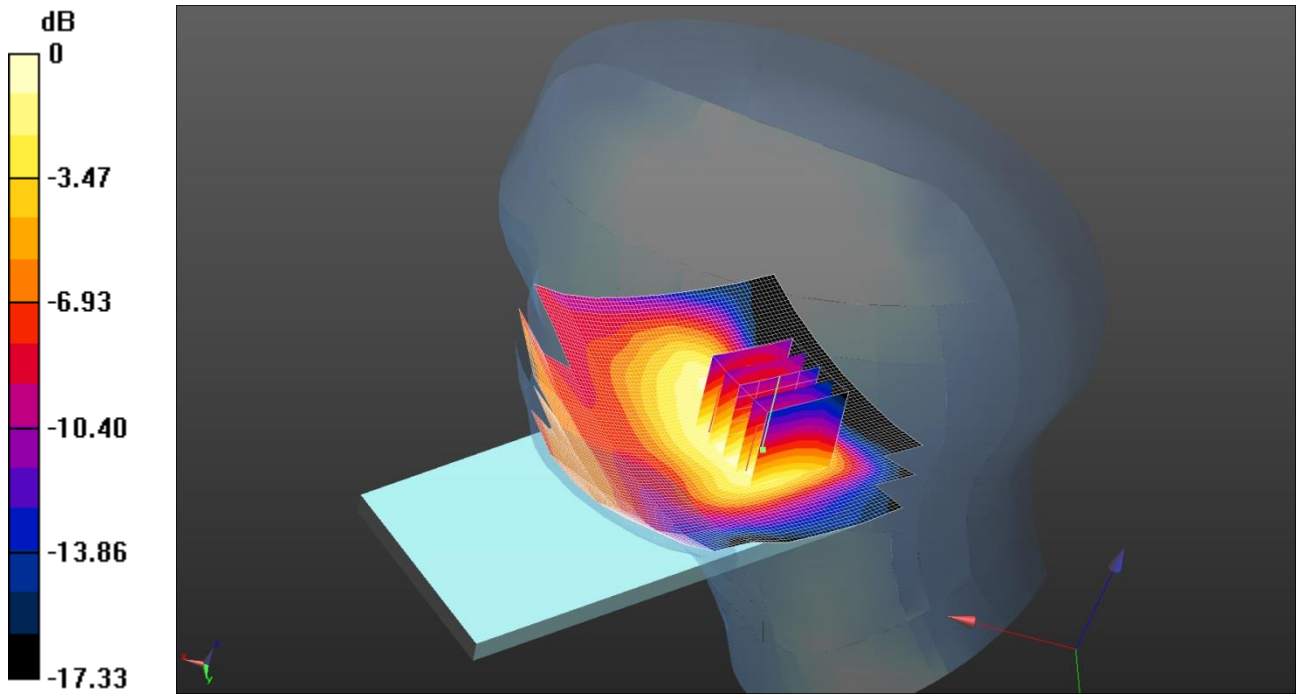

0 dB = 0.162mW/g

Communication System: LTE - Band 2 / 20MHz Channel; Frequency: 1860 MHz;Duty Cycle: 1:1
Medium: 1900 MHz Head Medium parameters used (interpolated): f = 1860 MHz; σ = 1.42 mho/m; ε_r = 41.1; ρ = 1000 kg/m^3
Phantom section: Right Section
DASY4 Configuration:
- Probe: ES3DV3 - SN3304; ConvF(5.12, 5.12, 5.12);
- Sensor-Surface: 3mm (Mechanical Surface Detection)
- Electronics: DAE3 Sn432; Calibrated: 28/08/2013
- Phantom: SAM 12a (Site 56); Type: SAM 4.0; Serial: TP:1192
- Measurement SW: DASY4, V4.5 Build 19; Postprocessing SW: SEMCAD, V1.8 Build 145

Tilt Right - Low 2/Area Scan (81x121x1): Measurement grid: dx=15mm, dy=15mm
Maximum value of SAR (interpolated) = 0.186 mW/g
Tilt Right - Low 2/Zoom Scan (5x5x7) 2 2 (5x5x7)/Cube 0: Measurement grid: dx=8mm, dy=8mm, dz=5mm
Reference Value = 6.54 V/m; Power Drift = 0.082 dB
Peak SAR (extrapolated) = 0.221 W/kg
SAR(1 g) = 0.138 mW/g; SAR(10 g) = 0.087 mW/g
Maximum value of SAR (measured) = 0.162 mW/g

This report shall not be reproduced except in full, without the written approval of UL Verification Services Ltd.

090: Touch Left LTE Band 2 20MHz 1RB-Middle CH18900
Date/: 28/05/2014
DUT: Sony; Type: FCC ID: PY7PM-0801; Serial: CB5A1Z1RYK

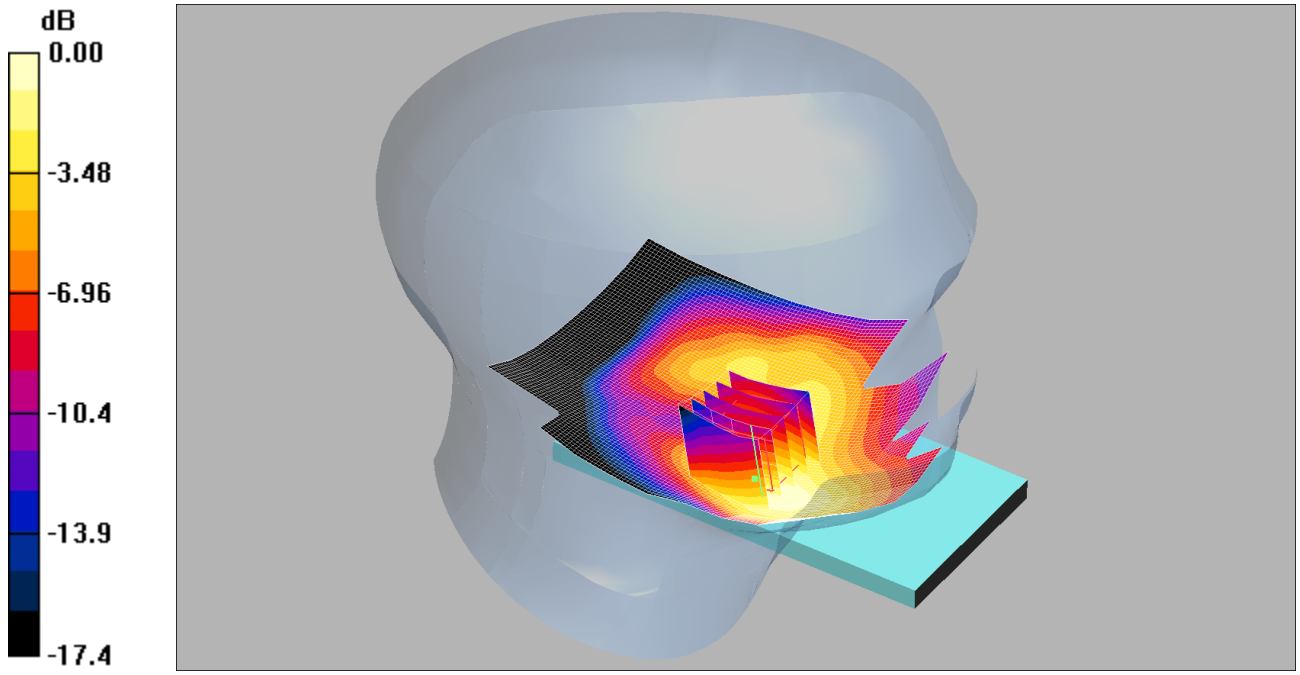

0 dB = 0.452mW/g

Communication System: LTE - Band 2 / 20MHz Channel; Frequency: 1880 MHz;Duty Cycle: 1:1
Medium: 1900 MHz Head Medium parameters used (interpolated): f = 1880 MHz; σ = 1.44 mho/m; ε_r = 41; ρ = 1000 kg/m^3
Phantom section: Left Section
DASY4 Configuration:
- Probe: ES3DV3 - SN3304; ConvF(5.12, 5.12, 5.12);
- Sensor-Surface: 3mm (Mechanical Surface Detection)
- Electronics: DAE3 Sn432; Calibrated: 28/08/2013
- Phantom: SAM 12a (Site 56); Type: SAM 4.0; Serial: TP:1192
- Measurement SW: DASY4, V4.5 Build 19; Postprocessing SW: SEMCAD, V1.8 Build 145

Touch Left - Middle/Area Scan (81x121x1): Measurement grid: dx=15mm, dy=15mm
Maximum value of SAR (interpolated) = 0.475 mW/g
Touch Left - Middle/Zoom Scan (5x5x7) (5x5x7)/Cube 0: Measurement grid: dx=8mm, dy=8mm, dz=5mm
Reference Value = 6.30 V/m; Power Drift = 0.056 dB
Peak SAR (extrapolated) = 0.621 W/kg
SAR(1 g) = 0.411 mW/g; SAR(10 g) = 0.264 mW/g
Maximum value of SAR (measured) = 0.452 mW/g

This report shall not be reproduced except in full, without the written approval of UL Verification Services Ltd.

091: Touch Left LTE Band 2 20MHz 1RB-Middle CH19100
Date: 28/05/2014
DUT: Sony; Type: FCC ID: PY7PM-0801; Serial: CB5A1Z1RYK

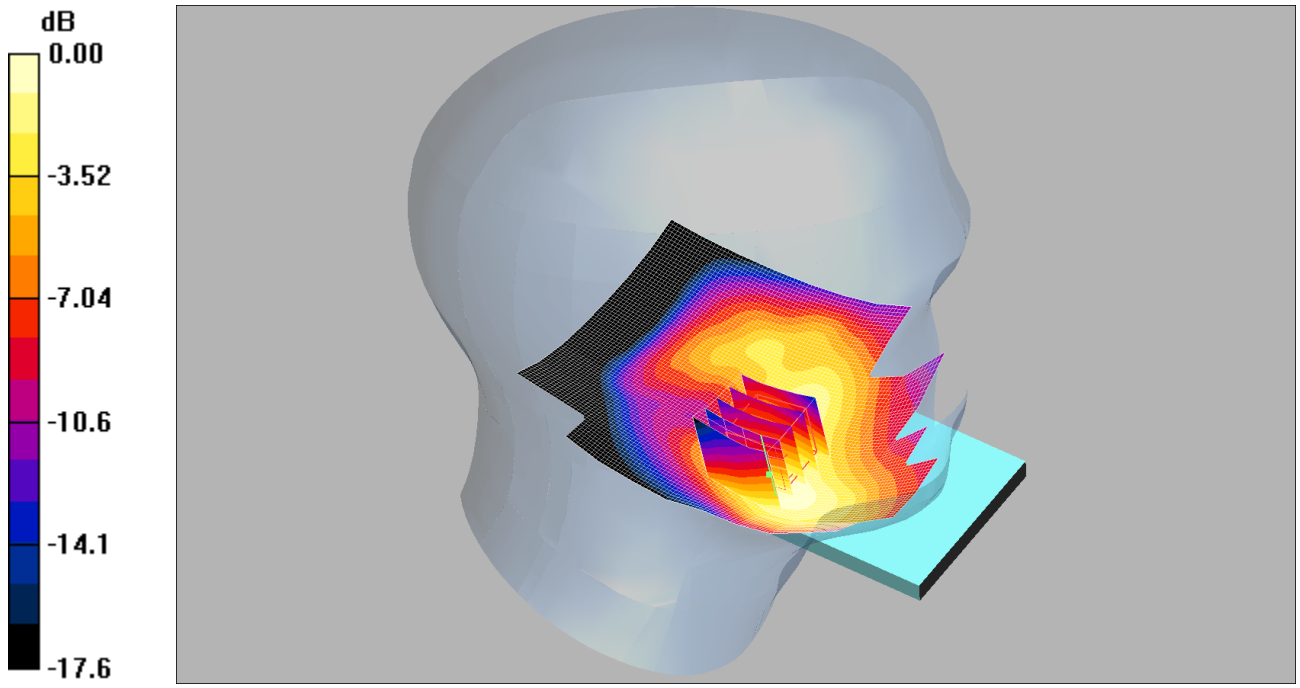

0 dB = 0.406mW/g

Communication System: LTE - Band 2 / 20MHz Channel; Frequency: 1900 MHz;Duty Cycle: 1:1
Medium: 1900 MHz Head Medium parameters used: f = 1900 MHz; σ = 1.46 mho/m; ε_r = 40.9; ρ = 1000 kg/m^3
Phantom section: Left Section
DASY4 Configuration:
- Probe: ES3DV3 - SN3304; ConvF(5.12, 5.12, 5.12);
- Sensor-Surface: 3mm (Mechanical Surface Detection)
- Electronics: DAE3 Sn432; Calibrated: 28/08/2013
- Phantom: SAM 12a (Site 56); Type: SAM 4.0; Serial: TP:1192
- Measurement SW: DASY4, V4.5 Build 19; Postprocessing SW: SEMCAD, V1.8 Build 145

Touch Left High/Area Scan (81x121x1): Measurement grid: dx=15mm, dy=15mm
Maximum value of SAR (interpolated) = 0.428 mW/g
Touch Left High/Zoom Scan (5x5x7) (5x5x7)/Cube 0: Measurement grid: dx=8mm, dy=8mm, dz=5mm
Reference Value = 6.07 V/m; Power Drift = 0.105 dB
Peak SAR (extrapolated) = 0.556 W/kg
SAR(1 g) = 0.363 mW/g; SAR(10 g) = 0.233 mW/g
Maximum value of SAR (measured) = 0.406 mW/g

This report shall not be reproduced except in full, without the written approval of UL Verification Services Ltd.

092: Front of EUT Facing Phantom LTE Band 2 20MHz 1RB Middle CH18700
Date: 27/05/2014
DUT: Sony; Type: FCC ID: PY7PM-0801; Serial: CB5A1Z1S18

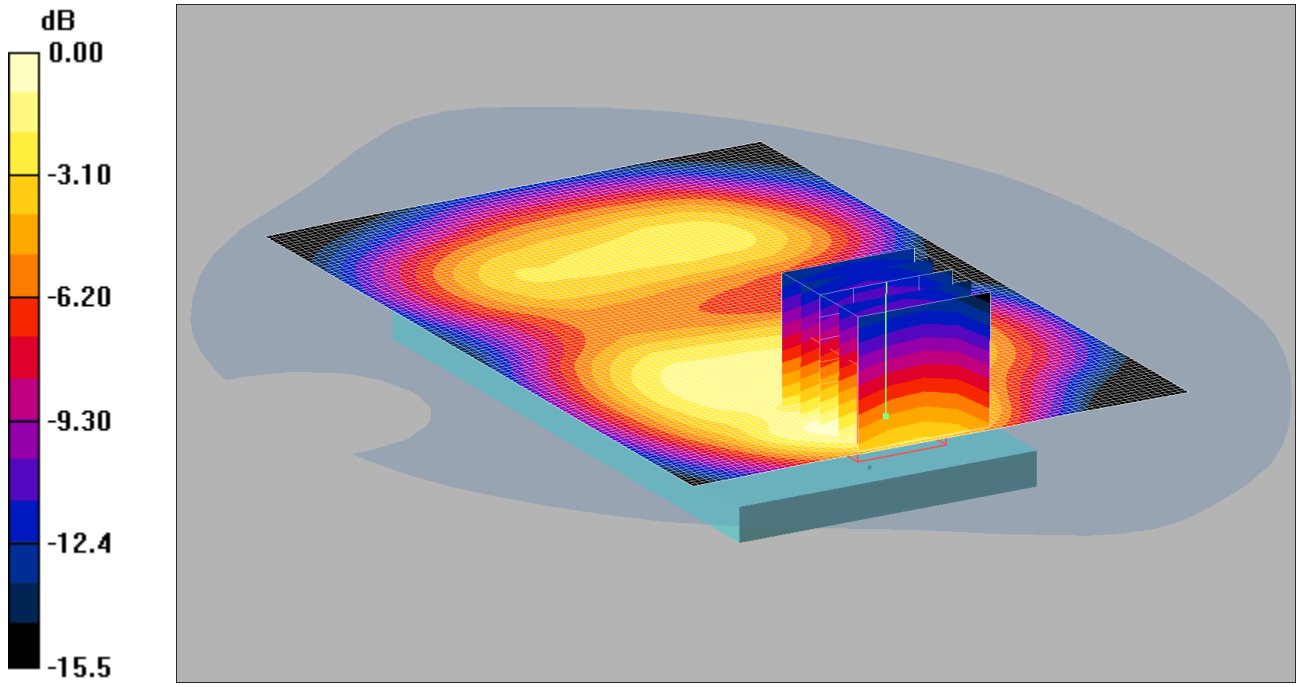

0 dB = 0.371mW/g

Communication System: LTE - Band 2 / 20MHz Channel; Frequency: 1860 MHz;Duty Cycle: 1:1
Medium: 1900 MSL Medium parameters used (interpolated): f = 1860 MHz; σ = 1.52 mho/m; ε_r = 51.8; ρ = 1000 kg/m^3
Phantom section: Flat Section
DASY4 Configuration:
- Probe: ES3DV3 - SN3304; ConvF(4.67, 4.67, 4.67);
- Sensor-Surface: 4mm (Mechanical Surface Detection)
- Electronics: DAE3 Sn432; Calibrated: 28/08/2013
- Phantom: SAM 12b (Site 56); Type: SAM 4.0; Serial: TP:1805
- Measurement SW: DASY4, V4.5 Build 19; Postprocessing SW: SEMCAD, V1.8 Build 145

Front of EUT Facing Phantom - low/Area Scan (81x121x1): Measurement grid: dx=15mm, dy=15mm
Maximum value of SAR (interpolated) = 0.387 mW/g

Front of EUT Facing Phantom – Low/Zoom Scan (5x5x7) (5x5x7)/Cube 0: Measurement grid: dx=8mm, dy=8mm, dz=5mm
Reference Value = 7.95 V/m; Power Drift = -0.053 dB
Peak SAR (extrapolated) = 0.547 W/kg
SAR(1 g) = 0.344 mW/g; SAR(10 g) = 0.207 mW/g
Maximum value of SAR (measured) = 0.371 mW/g

This report shall not be reproduced except in full, without the written approval of UL Verification Services Ltd.

093: Front of EUT Facing Phantom LTE Band 2 20MHz 50%RB Middle CH18700
Date: 27/05/2014
DUT: Sony; Type: FCC ID: PY7PM-0801; Serial: CB5A1Z1S18

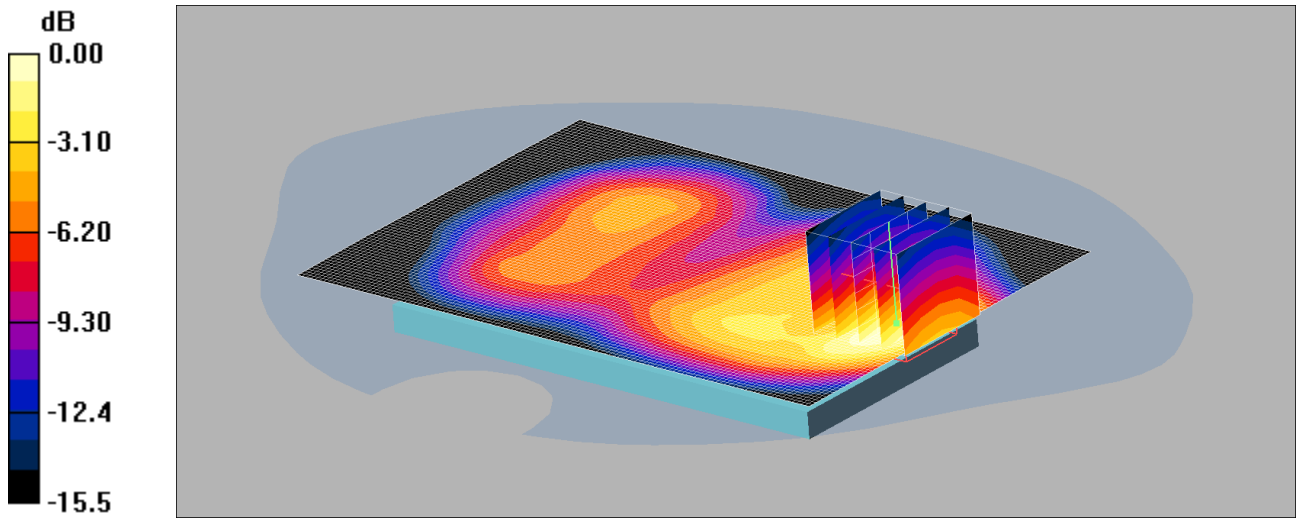

0 dB = 0.602mW/g

Communication System: LTE - Band 2 / 20MHz Channel; Frequency: 1860 MHz;Duty Cycle: 1:1
Medium: 1900 MSL Medium parameters used (interpolated): f = 1860 MHz; σ = 1.52 mho/m; ε_r = 51.8; ρ = 1000 kg/m^3
Phantom section: Flat Section
DASY4 Configuration:
- Probe: ES3DV3 - SN3304; ConvF(4.67, 4.67, 4.67);
- Sensor-Surface: 4mm (Mechanical Surface Detection)
- Electronics: DAE3 Sn432; Calibrated: 28/08/2013
- Phantom: SAM 12b (Site 56); Type: SAM 4.0; Serial: TP:1805
- Measurement SW: DASY4, V4.5 Build 19; Postprocessing SW: SEMCAD, V1.8 Build 145

Front of EUT Facing Phantom - Low/Area Scan (81x121x1): Measurement grid: dx=15mm, dy=15mm
Maximum value of SAR (interpolated) = 0.614 mW/g

Front of EUT Facing Phantom - Low/Zoom Scan (5x5x7) (5x5x7)/Cube 0: Measurement grid: dx=8mm, dy=8mm, dz=5mm
Reference Value = 8.03 V/m; Power Drift = -0.100 dB
Peak SAR (extrapolated) = 0.939 W/kg
SAR(1 g) = 0.563 mW/g; SAR(10 g) = 0.320 mW/g
Maximum value of SAR (measured) = 0.602 mW/g

This report shall not be reproduced except in full, without the written approval of UL Verification Services Ltd.

094: Back of EUT Facing Phantom LTE Band 2 20MHz 1RB Middle CH18700
Date: 27/05/2014
DUT: Sony; Type: FCC ID: PY7PM-0801; Serial: CB5A1Z1S18

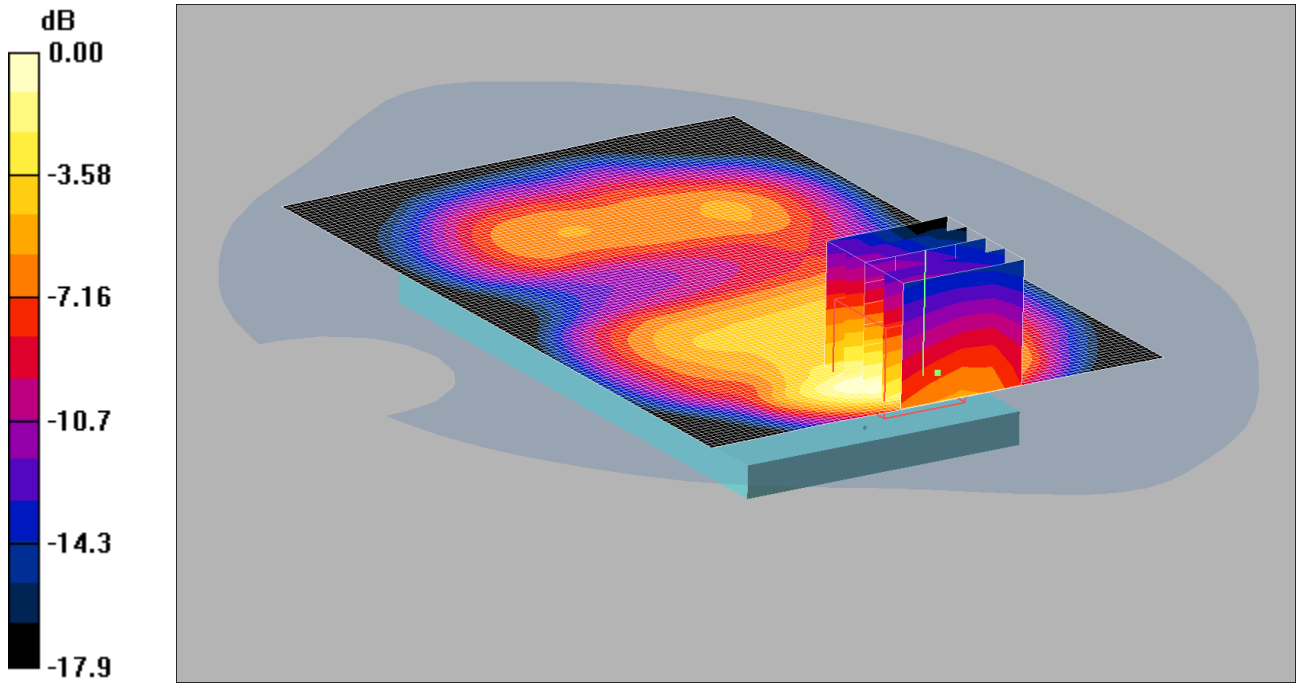

0 dB = 0.871mW/g

Communication System: LTE - Band 2 / 20MHz Channel; Frequency: 1860 MHz;Duty Cycle: 1:1
Medium: 1900 MSL Medium parameters used (interpolated): f = 1860 MHz; σ = 1.52 mho/m; ε_r = 51.8; ρ = 1000 kg/m^3
Phantom section: Flat Section
DASY4 Configuration:
- Probe: ES3DV3 - SN3304; ConvF(4.67, 4.67, 4.67);
- Sensor-Surface: 4mm (Mechanical Surface Detection)
- Electronics: DAE3 Sn432; Calibrated: 28/08/2013
- Phantom: SAM 12b (Site 56); Type: SAM 4.0; Serial: TP:1805
- Measurement SW: DASY4, V4.5 Build 19; Postprocessing SW: SEMCAD, V1.8 Build 145

Back of EUT Facing Phantom - Low/Area Scan (81x121x1): Measurement grid: dx=15mm, dy=15mm
Maximum value of SAR (interpolated) = 0.928 mW/g

Back of EUT Facing Phantom - Low/Zoom Scan (5x5x7) 2 (5x5x7)/Cube 0: Measurement grid: dx=8mm, dy=8mm, dz=5mm
Reference Value = 8.12 V/m; Power Drift = 0.061 dB
Peak SAR (extrapolated) = 1.45 W/kg
SAR(1 g) = 0.780 mW/g; SAR(10 g) = 0.434 mW/g
Maximum value of SAR (measured) = 0.871 mW/g

This report shall not be reproduced except in full, without the written approval of UL Verification Services Ltd.

095: Back of EUT Facing Phantom LTE Band 2 20MHz 1RB Middle CH18900
Date: 27/05/2014
DUT: Sony; Type: FCC ID: PY7PM-0801; Serial: CB5A1Z1S18

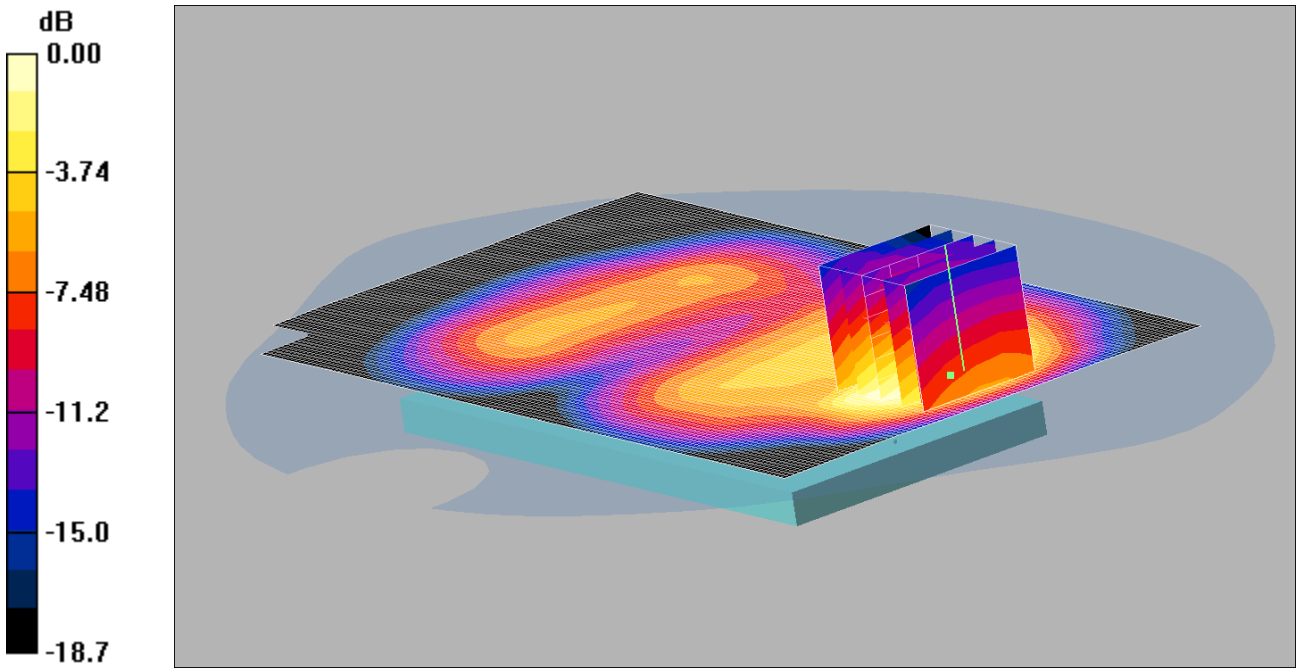

0 dB = 0.859mW/g

Communication System: LTE - Band 2 / 20MHz Channel; Frequency: 1880 MHz;Duty Cycle: 1:1
Medium: 1900 MSL Medium parameters used (interpolated): f = 1880 MHz; σ = 1.54 mho/m; ε_r = 51.7; ρ = 1000 kg/m^3
Phantom section: Flat Section
DASY4 Configuration:
- Probe: ES3DV3 - SN3304; ConvF(4.67, 4.67, 4.67);
- Sensor-Surface: 4mm (Mechanical Surface Detection)
- Electronics: DAE3 Sn432; Calibrated: 28/08/2013
- Phantom: SAM 12b (Site 56); Type: SAM 4.0; Serial: TP:1805
- Measurement SW: DASY4, V4.5 Build 19; Postprocessing SW: SEMCAD, V1.8 Build 145

Back of EUT Facing Phantom - Middle/Area Scan (81x141x1): Measurement grid: dx=15mm, dy=15mm
Maximum value of SAR (interpolated) = 0.858 mW/g

Back of EUT Facing Phantom - Middle/Zoom Scan (5x5x7) 2 (5x5x7)/Cube 0: Measurement grid: dx=8mm, dy=8mm, dz=5mm
Reference Value = 7.85 V/m; Power Drift = -0.00 dB
Peak SAR (extrapolated) = 1.36 W/kg
SAR(1 g) = 0.762 mW/g; SAR(10 g) = 0.434 mW/g
Maximum value of SAR (measured) = 0.859 mW/g

This report shall not be reproduced except in full, without the written approval of UL Verification Services Ltd.

096: Back of EUT Facing Phantom LTE Band 2 20MHz 1RB Middle CH19100
Date: 27/05/2014
DUT: Sony; Type: FCC ID: PY7PM-0801; Serial: CB5A1Z1S18

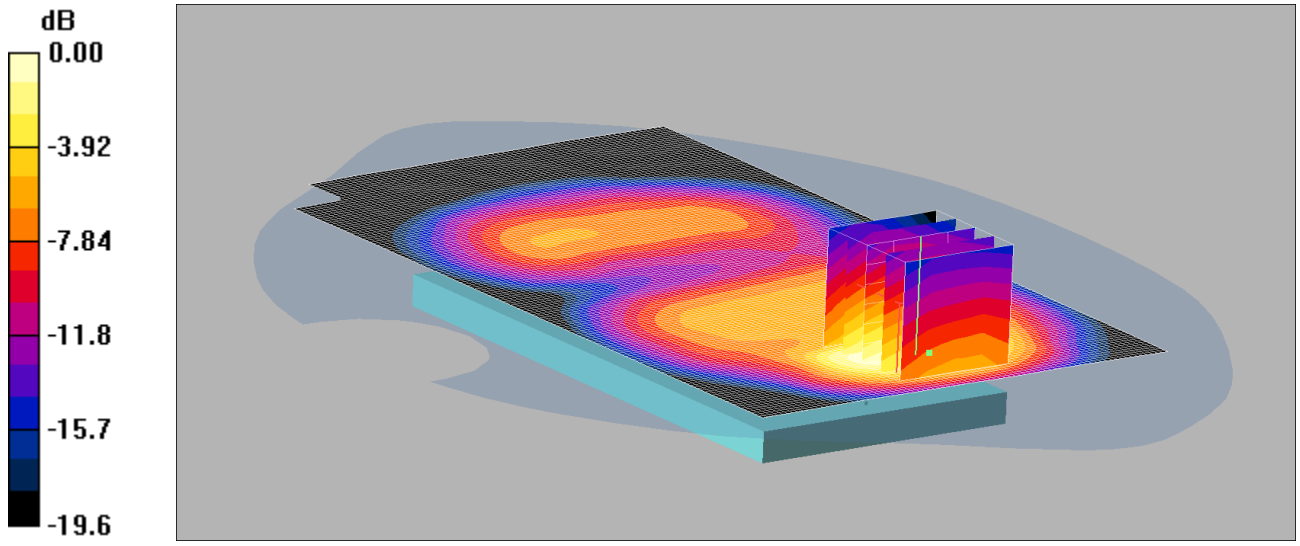

0 dB = 1.00mW/g

Communication System: LTE - Band 2 / 20MHz Channel; Frequency: 1900 MHz;Duty Cycle: 1:1
Medium: 1900 MSL Medium parameters used: f = 1900 MHz; σ = 1.56 mho/m; ε_r = 51.7; ρ = 1000 kg/m^3
Phantom section: Flat Section
DASY4 Configuration:
- Probe: ES3DV3 - SN3304; ConvF(4.67, 4.67, 4.67);
- Sensor-Surface: 4mm (Mechanical Surface Detection)
- Electronics: DAE3 Sn432; Calibrated: 28/08/2013
- Phantom: SAM 12b (Site 56); Type: SAM 4.0; Serial: TP:1805
- Measurement SW: DASY4, V4.5 Build 19; Postprocessing SW: SEMCAD, V1.8 Build 145

Back of EUT Facing Phantom - HIGH/Area Scan (81x141x1): Measurement grid: dx=15mm, dy=15mm
Maximum value of SAR (interpolated) = 1.01 mW/g

Back of EUT Facing Phantom - HIGH/Zoom Scan (5x5x7) 2 (5x5x7)/Cube 0: Measurement grid: dx=8mm, dy=8mm, dz=5mm
Reference Value = 7.83 V/m; Power Drift = -0.091 dB
Peak SAR (extrapolated) = 1.59 W/kg
SAR(1 g) = 0.898 mW/g; SAR(10 g) = 0.508 mW/g
Maximum value of SAR (measured) = 1.00 mW/g

This report shall not be reproduced except in full, without the written approval of UL Verification Services Ltd.

097: Back of EUT Facing Phantom LTE Band 2 20MHz 50%RB Middle CH18700
Date: 27/05/2014
DUT: Sony; Type: FCC ID: PY7PM-0801; Serial: CB5A1Z1S18

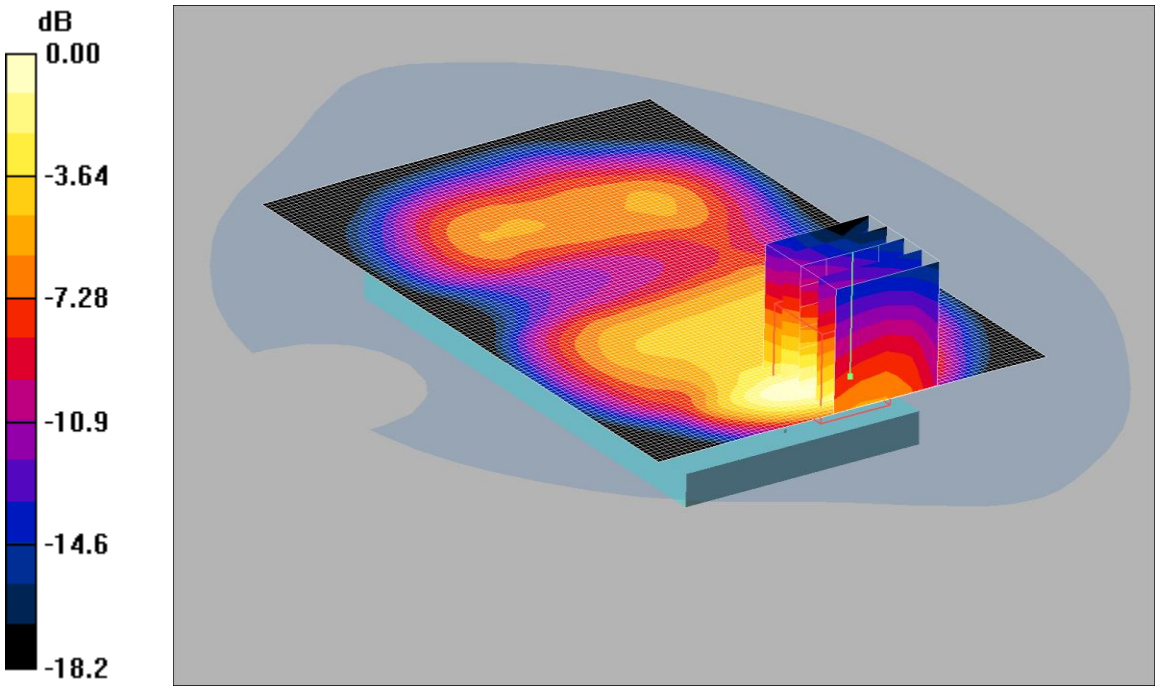

0 dB = 0.694mW/g

Communication System: LTE - Band 2 / 20MHz Channel; Frequency: 1860 MHz;Duty Cycle: 1:1
Medium: 1900 MSL Medium parameters used (interpolated): f = 1860 MHz; σ = 1.52 mho/m; ε_r = 51.8; ρ = 1000 kg/m^3
Phantom section: Flat Section
DASY4 Configuration:
- Probe: ES3DV3 - SN3304; ConvF(4.67, 4.67, 4.67);
- Sensor-Surface: 4mm (Mechanical Surface Detection)
- Electronics: DAE3 Sn432; Calibrated: 28/08/2013
- Phantom: SAM 12b (Site 56); Type: SAM 4.0; Serial: TP:1805
- Measurement SW: DASY4, V4.5 Build 19; Postprocessing SW: SEMCAD, V1.8 Build 145

Back of EUT Facing Phantom -Low/Area Scan (81x121x1): Measurement grid: dx=15mm, dy=15mm
Maximum value of SAR (interpolated) = 0.730 mW/g

Back of EUT Facing Phantom - Low/Zoom Scan (5x5x7) 2 (5x5x7)/Cube 0: Measurement grid: dx=8mm, dy=8mm, dz=5mm
Reference Value = 7.25 V/m; Power Drift = 0.01 dB
Peak SAR (extrapolated) = 1.14 W/kg
SAR(1 g) = 0.611 mW/g; SAR(10 g) = 0.335 mW/g
Maximum value of SAR (measured) = 0.694 mW/g

This report shall not be reproduced except in full, without the written approval of UL Verification Services Ltd.

098: Back of EUT Facing Phantom LTE Band 2 20MHz 100%RB CH19100
Date 28/05/2014
DUT: Sony; Type: FCC ID: PY7PM-0801; Serial: CB5A1Z1S18

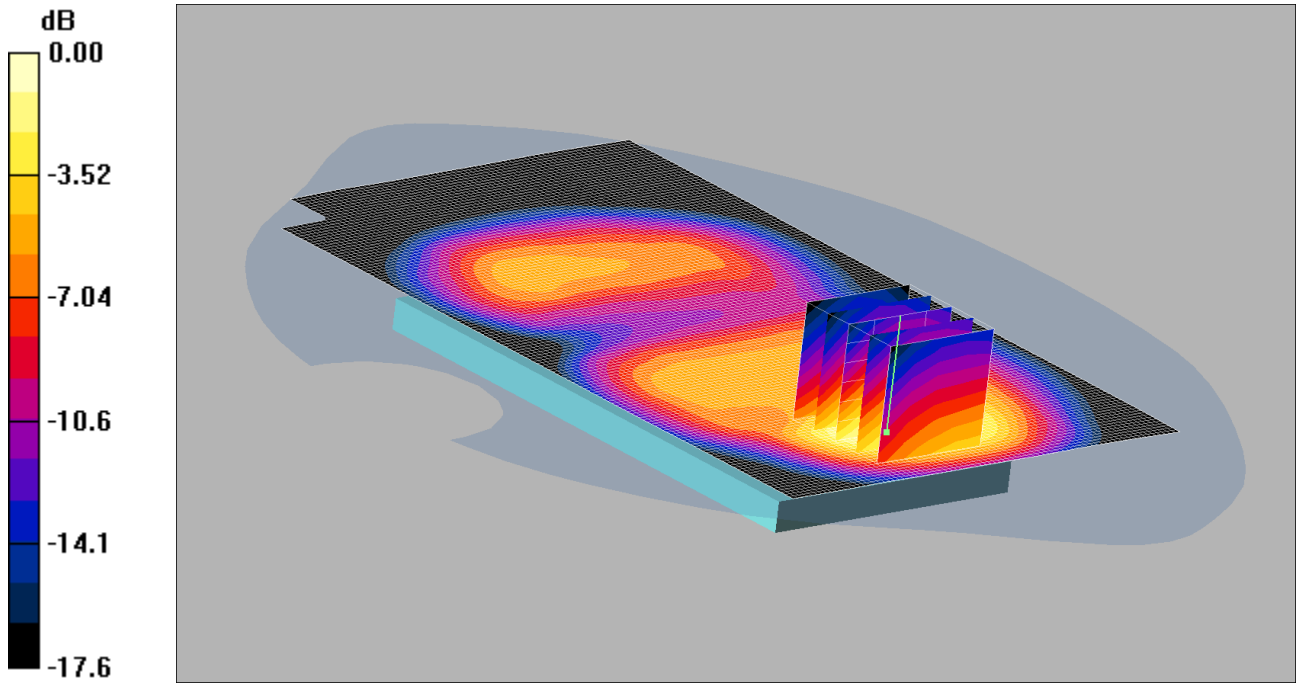

0 dB = 0.502mW/g

Communication System: LTE - Band 2 / 20MHz Channel; Frequency: 1900 MHz;Duty Cycle: 1:1
Medium: 1900 MSL Medium parameters used: f = 1900 MHz; σ = 1.56 mho/m; ε_r = 51.7; ρ = 1000 kg/m^3
Phantom section: Flat Section
DASY4 Configuration:
- Probe: ES3DV3 - SN3304; ConvF(4.67, 4.67, 4.67);
- Sensor-Surface: 4mm (Mechanical Surface Detection)
- Electronics: DAE3 Sn432; Calibrated: 28/08/2013
- Phantom: SAM 12b (Site 56); Type: SAM 4.0; Serial: TP:1805
- Measurement SW: DASY4, V4.5 Build 19; Postprocessing SW: SEMCAD, V1.8 Build 145

Back of EUT Facing Phantom - High/Area Scan (81x141x1): Measurement grid: dx=15mm, dy=15mm
Maximum value of SAR (interpolated) = 0.512 mW/g
Back of EUT Facing Phantom - High/Zoom Scan (5x5x7) 2 (5x5x7)/Cube 0: Measurement grid: dx=8mm, dy=8mm, dz=5mm
Reference Value = 6.39 V/m; Power Drift = 0.050 dB
Peak SAR (extrapolated) = 0.768 W/kg
SAR(1 g) = 0.454 mW/g; SAR(10 g) = 0.257 mW/g
Maximum value of SAR (measured) = 0.502 mW/g

This report shall not be reproduced except in full, without the written approval of UL Verification Services Ltd.

099: Left of EUT Facing Phantom LTE Band 2 20MHz 1RB Middle CH18700
Date: 28/05/2014
DUT: Sony; Type: FCC ID: PY7PM-0801; Serial: CB5A1Z1S18

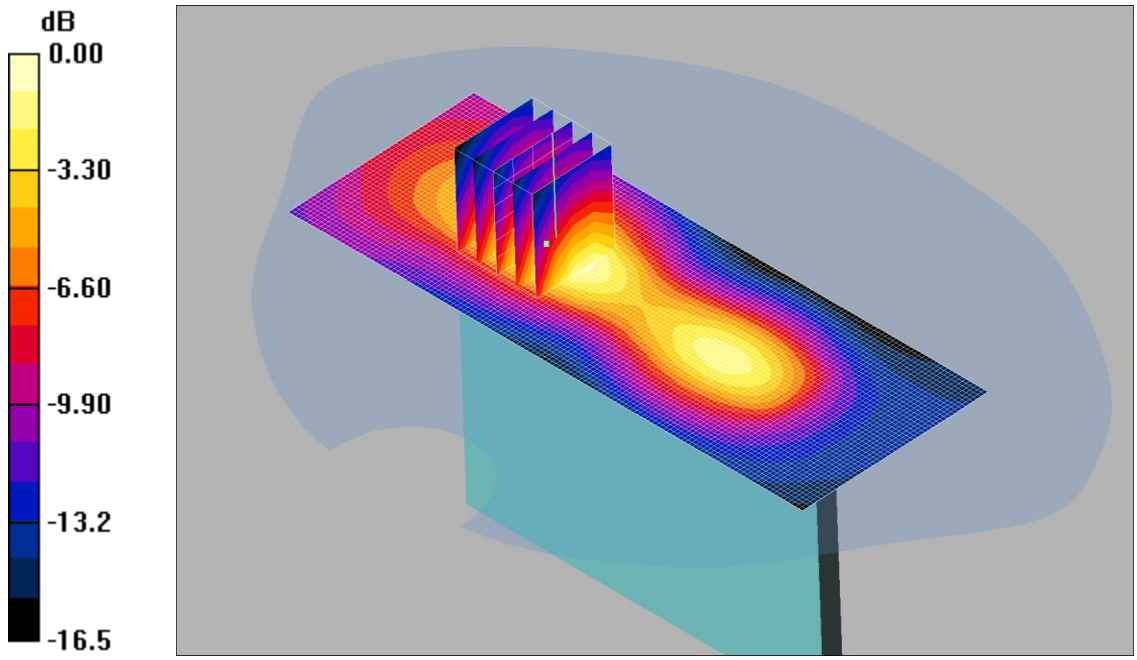

0 dB = 0.309mW/g

Communication System: LTE - Band 2 / 20MHz Channel; Frequency: 1860 MHz;Duty Cycle: 1:1
Medium: 1900 MSL Medium parameters used (interpolated): f = 1860 MHz; σ = 1.52 mho/m; ε_r = 51.8; ρ = 1000 kg/m^3
Phantom section: Flat Section
DASY4 Configuration:
- Probe: ES3DV3 - SN3304; ConvF(4.67, 4.67, 4.67);
- Sensor-Surface: 4mm (Mechanical Surface Detection)
- Electronics: DAE3 Sn432; Calibrated: 28/08/2013
- Phantom: SAM 12b (Site 56); Type: SAM 4.0; Serial: TP:1805
- Measurement SW: DASY4, V4.5 Build 19; Postprocessing SW: SEMCAD, V1.8 Build 145

Left of EUT Facing Phantom - Middle/Area Scan (51x141x1): Measurement grid: dx=15mm, dy=15mm
Maximum value of SAR (interpolated) = 0.339 mW/g
Left of EUT Facing Phantom - Middle/Zoom Scan (5x5x7) 2 (5x5x7)/Cube 0: Measurement grid: dx=8mm, dy=8mm, dz=5mm
Reference Value = 8.63 V/m; Power Drift = 0.131 dB
Peak SAR (extrapolated) = 0.478 W/kg
SAR(1 g) = 0.295 mW/g; SAR(10 g) = 0.171 mW/g
Maximum value of SAR (measured) = 0.309 mW/g

This report shall not be reproduced except in full, without the written approval of UL Verification Services Ltd.

100: Left of EUT Facing Phantom LTE Band 2 20MHz 50%RB Middle CH18700
Date: 28/05/2014
DUT: Sony; Type: FCC ID: PY7PM-0801; Serial: CB5A1Z1S18

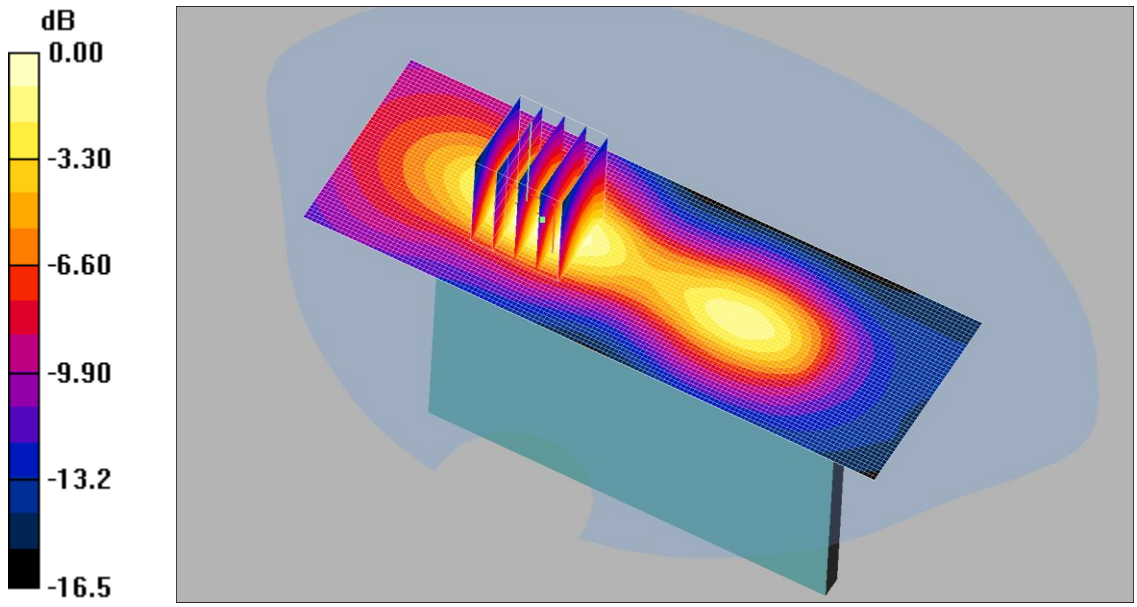

0 dB = 0.244mW/g

Communication System: LTE - Band 2 / 20MHz Channel; Frequency: 1860 MHz;Duty Cycle: 1:1
Medium: 1900 MSL Medium parameters used (interpolated): f = 1860 MHz; σ = 1.52 mho/m; ε_r = 51.8; ρ = 1000 kg/m^3
Phantom section: Flat Section
DASY4 Configuration:
- Probe: ES3DV3 - SN3304; ConvF(4.67, 4.67, 4.67);
- Sensor-Surface: 4mm (Mechanical Surface Detection)
- Electronics: DAE3 Sn432; Calibrated: 28/08/2013
- Phantom: SAM 12b (Site 56); Type: SAM 4.0; Serial: TP:1805
- Measurement SW: DASY4, V4.5 Build 19; Postprocessing SW: SEMCAD, V1.8 Build 145

Left of EUT Facing Phantom - Middle/Area Scan (51x141x1):
Measurement grid: dx=15mm, dy=15mm
Maximum value of SAR (interpolated) = 0.277 mW/g

Left of EUT Facing Phantom - Middle/Zoom Scan (5x5x7) 2 (5x5x7)/Cube 0: Measurement grid: dx=8mm, dy=8mm, dz=5mm
Reference Value = 7.74 V/m; Power Drift = -0.049 dB
Peak SAR (extrapolated) = 0.376 W/kg
SAR(1 g) = 0.233 mW/g; SAR(10 g) = 0.135 mW/g
Maximum value of SAR (measured) = 0.244 mW/g

This report shall not be reproduced except in full, without the written approval of UL Verification Services Ltd.

101: Right of EUT Facing Phantom LTE Band 2 20MHz 1RB Middle CH18700
Date: 28/05/2014
DUT: Sony; Type: FCC ID: PY7PM-0801; Serial: CB5A1Z1S18

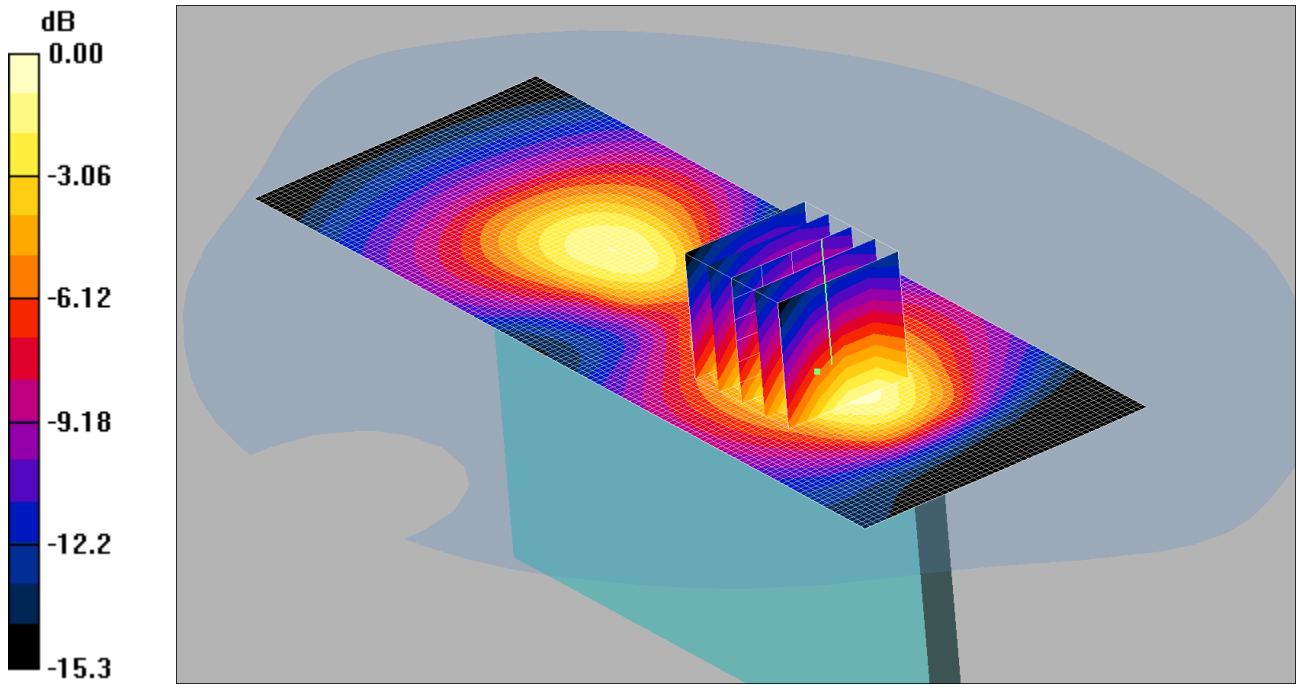

0 dB = 0.285mW/g

Communication System: LTE - Band 2 / 20MHz Channel; Frequency: 1860 MHz;Duty Cycle: 1:1
Medium: 1900 MSL Medium parameters used (interpolated): f = 1860 MHz; σ = 1.52 mho/m; ε_r = 51.8; ρ = 1000 kg/m^3
Phantom section: Flat Section
DASY4 Configuration:
- Probe: ES3DV3 - SN3304; ConvF(4.67, 4.67, 4.67);
- Sensor-Surface: 4mm (Mechanical Surface Detection)
- Electronics: DAE3 Sn432; Calibrated: 28/08/2013
- Phantom: SAM 12b (Site 56); Type: SAM 4.0; Serial: TP:1805
- Measurement SW: DASY4, V4.5 Build 19; Postprocessing SW: SEMCAD, V1.8 Build 145

Right of EUT Facing Phantom - Middle/Area Scan (51x141x1): Measurement grid: dx=15mm, dy=15mm
Maximum value of SAR (interpolated) = 0.298 mW/g
Right of EUT Facing Phantom - Middle/Zoom Scan (5x5x7) 2 (5x5x7)/Cube 0: Measurement grid: dx=8mm, dy=8mm, dz=5mm
Reference Value = 6.91 V/m; Power Drift = -0.020 dB
Peak SAR (extrapolated) = 0.438 W/kg
SAR(1 g) = 0.273 mW/g; SAR(10 g) = 0.163 mW/g
Maximum value of SAR (measured) = 0.285 mW/g

This report shall not be reproduced except in full, without the written approval of UL Verification Services Ltd.

102: Right of EUT Facing Phantom LTE Band 2 20MHz 50%RB Middle CH18700
Date 28/05/2014
DUT: Sony; Type: FCC ID: PY7PM-0801; Serial: CB5A1Z1S18

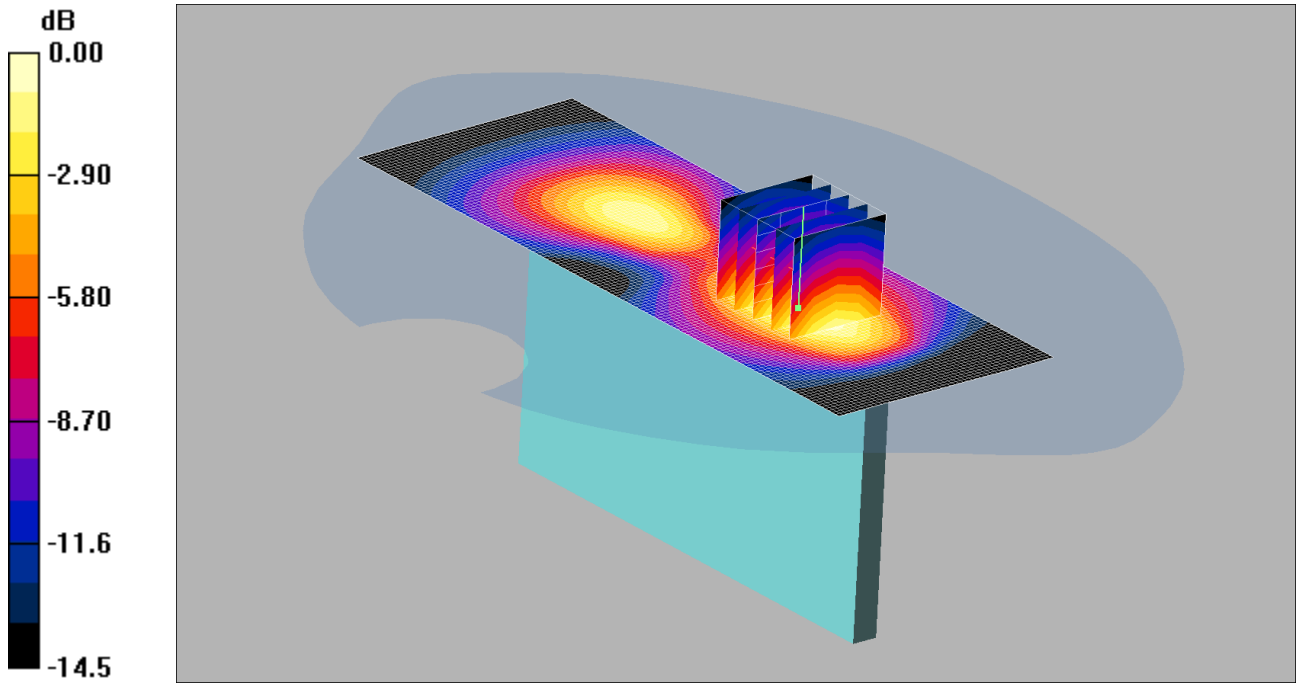

0 dB = 0.183mW/g

Communication System: LTE - Band 2 / 20MHz Channel; Frequency: 1860 MHz;Duty Cycle: 1:1
Medium: 1900 MSL Medium parameters used (interpolated): f = 1860 MHz; σ = 1.52 mho/m; ε_r = 51.8; ρ = 1000 kg/m^3
Phantom section: Flat Section
DASY4 Configuration:
- Probe: ES3DV3 - SN3304; ConvF(4.67, 4.67, 4.67);
- Sensor-Surface: 4mm (Mechanical Surface Detection)
- Electronics: DAE3 Sn432; Calibrated: 28/08/2013
- Phantom: SAM 12b (Site 56); Type: SAM 4.0; Serial: TP:1805
- Measurement SW: DASY4, V4.5 Build 19; Postprocessing SW: SEMCAD, V1.8 Build 145

Right of EUT Facing Phantom - Middle 2 2/Area Scan (51x141x1): Measurement grid: dx=15mm, dy=15mm
Maximum value of SAR (interpolated) = 0.183 mW/g
Right of EUT Facing Phantom - Middle 2 2/Zoom Scan (5x5x7) 2 (5x5x7)/Cube 0: Measurement grid: dx=8mm, dy=8mm, dz=5mm
Reference Value = 5.29 V/m; Power Drift = 0.167 dB
Peak SAR (extrapolated) = 0.260 W/kg
SAR(1 g) = 0.166 mW/g; SAR(10 g) = 0.098 mW/g
Maximum value of SAR (measured) = 0.183 mW/g

This report shall not be reproduced except in full, without the written approval of UL Verification Services Ltd.

103: Bottom of EUT Facing Phantom LTE Band 2 20MHz 1RB Middle CH18700
Date 28/05/2014
DUT: Sony; Type: FCC ID: PY7PM-0801; Serial: CB5A1Z1S18

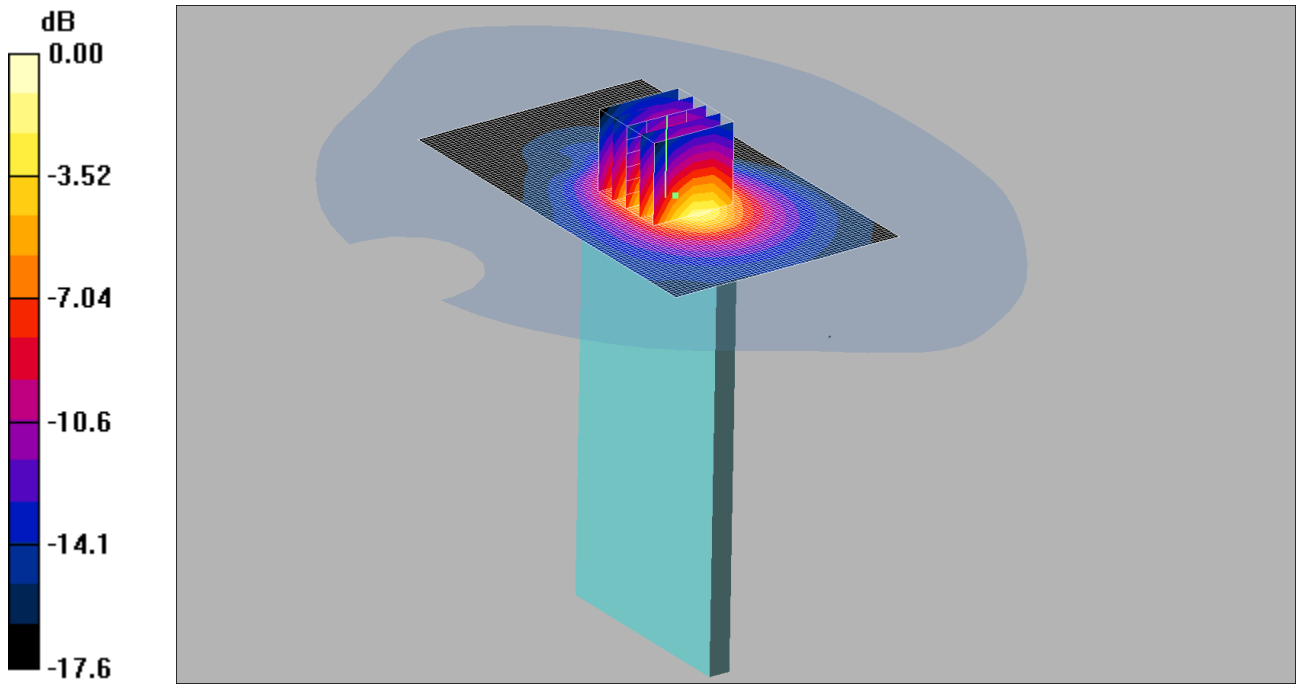

0 dB = 0.714mW/g

Communication System: LTE - Band 2 / 20MHz Channel; Frequency: 1860 MHz;Duty Cycle: 1:1
Medium: 1900 MSL Medium parameters used (interpolated): f = 1860 MHz; σ = 1.52 mho/m; ε_r = 51.8; ρ = 1000 kg/m^3
Phantom section: Flat Section
DASY4 Configuration:
- Probe: ES3DV3 - SN3304; ConvF(4.67, 4.67, 4.67);
- Sensor-Surface: 4mm (Mechanical Surface Detection)
- Electronics: DAE3 Sn432; Calibrated: 28/08/2013
- Phantom: SAM 12b (Site 56); Type: SAM 4.0; Serial: TP:1805
- Measurement SW: DASY4, V4.5 Build 19; Postprocessing SW: SEMCAD, V1.8 Build 145

Bottom of EUT Facing Phantom - Middle/Area Scan 2 (61x101x1): Measurement grid: dx=15mm, dy=15mm
Maximum value of SAR (interpolated) = 0.798 mW/g
Bottom of EUT Facing Phantom - Middle/Zoom Scan (5x5x7) 2 (5x5x7)/Cube 0: Measurement grid: dx=8mm, dy=8mm, dz=5mm
Reference Value = 21.5 V/m; Power Drift = -0.115 dB
Peak SAR (extrapolated) = 1.18 W/kg
SAR(1 g) = 0.683 mW/g; SAR(10 g) = 0.370 mW/g
Maximum value of SAR (measured) = 0.714 mW/g

This report shall not be reproduced except in full, without the written approval of UL Verification Services Ltd.

104: Bottom of EUT Facing Phantom LTE Band 2 20MHz 50%RB Middle CH18700
Date 28/05/2014
DUT: Sony; Type: FCC ID: PY7PM-0801; Serial: CB5A1Z1S18

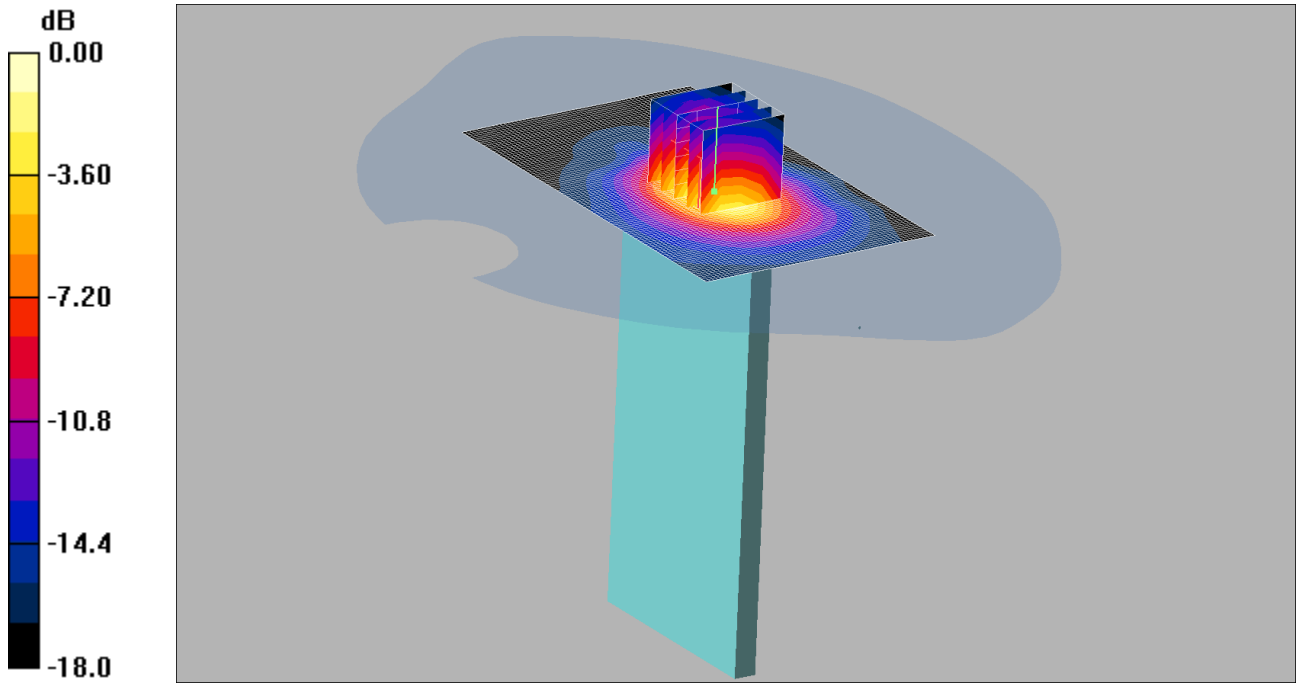

0 dB = 0.348mW/g

Communication System: LTE - Band 2 / 20MHz Channel; Frequency: 1860 MHz;Duty Cycle: 1:1
Medium: 1900 MSL Medium parameters used (interpolated): f = 1860 MHz; σ = 1.52 mho/m; ε_r = 51.8; ρ = 1000 kg/m^3
Phantom section: Flat Section
DASY4 Configuration:
- Probe: ES3DV3 - SN3304; ConvF(4.67, 4.67, 4.67);
- Sensor-Surface: 4mm (Mechanical Surface Detection)
- Electronics: DAE3 Sn432; Calibrated: 28/08/2013
- Phantom: SAM 12b (Site 56); Type: SAM 4.0; Serial: TP:1805
- Measurement SW: DASY4, V4.5 Build 19; Postprocessing SW: SEMCAD, V1.8 Build 145

Bottom of EUT Facing Phantom - Middle/Area Scan (61x101x1): Measurement grid: dx=15mm, dy=15mm
Maximum value of SAR (interpolated) = 0.382 mW/g
Bottom of EUT Facing Phantom - Middle/Zoom Scan (5x5x7) 2 (5x5x7)/Cube 0: Measurement grid: dx=8mm, dy=8mm, dz=5mm
Reference Value = 14.7 V/m; Power Drift = 0.055 dB
Peak SAR (extrapolated) = 0.531 W/kg
SAR(1 g) = 0.303 mW/g; SAR(10 g) = 0.157 mW/g
Maximum value of SAR (measured) = 0.348 mW/g

This report shall not be reproduced except in full, without the written approval of UL Verification Services Ltd.

105: Touch Left LTE Band 4 20MHz 1RB Middle CH20300
Date: 28/05/2014
DUT: Sony; Type: FCC ID: PY7PM-0801; Serial: CB5A1Z1S1S

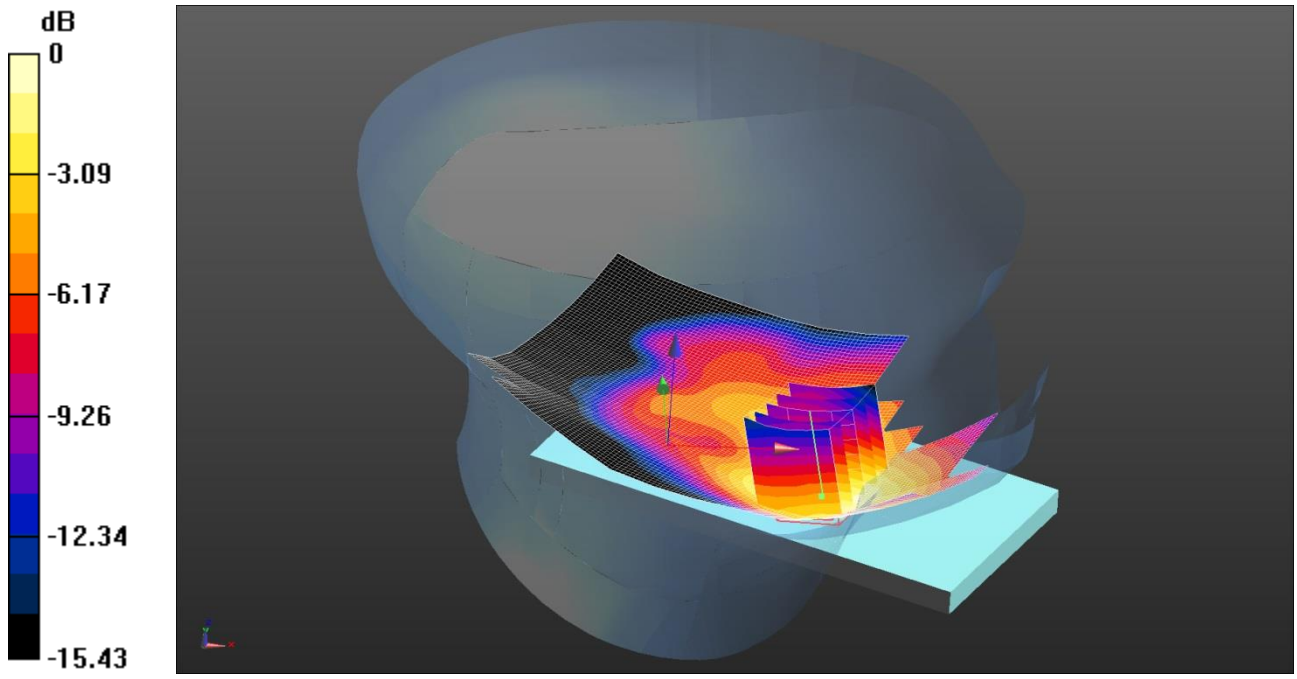

0 dB = 0.442 W/kg = -3.55 dBW/kg

Communication System: UID 0 - n/a, LTE Bands - 20MHz Channel BW; Frequency: 1745 MHz;Duty Cycle: 1:1
Medium: 1800 MHz HSL Medium parameters used (interpolated): f = 1745 MHz; σ = 1.332 S/m; ε_r = 40.309; ρ = 1000 kg/m^3
Phantom section: Left Section
DASY4 Configuration:
- Probe: ET3DV6 - SN1528; ConvF(5.25, 5.25, 5.25); Calibrated: 16/04/2014;
- Sensor-Surface: 4mm (Mechanical Surface Detection)
- Electronics: DAE3 Sn417; Calibrated: 10/04/2014
- Phantom: SAM A (Site 58); Type: QD000P40Ca; Serial: TP:1193
- ; SEMCAD X Version 14.6.9 (7117)

Configuration/Touch Left - High/Area Scan (81x131x1): Interpolated grid: dx=1.500 mm, dy=1.500 mm
Maximum value of SAR (interpolated) = 0.454 W/kg
Configuration/Touch Left - High/Zoom Scan (5x5x7) (5x5x7)/Cube 0: Measurement grid: dx=8mm, dy=8mm, dz=5mm
Reference Value = 8.723 V/m; Power Drift = -0.03 dB
Peak SAR (extrapolated) = 0.585 W/kg
SAR(1 g) = 0.403 W/kg; SAR(10 g) = 0.260 W/kg
Maximum value of SAR (measured) = 0.442 W/kg

This report shall not be reproduced except in full, without the written approval of UL Verification Services Ltd.

106: Touch Left LTE Band 4 20MHz 50%RB Middle CH20175
Date/: 28/05/2014
DUT: Sony; Type: FCC ID: PY7PM-0801; Serial: CB5A1Z1S1S

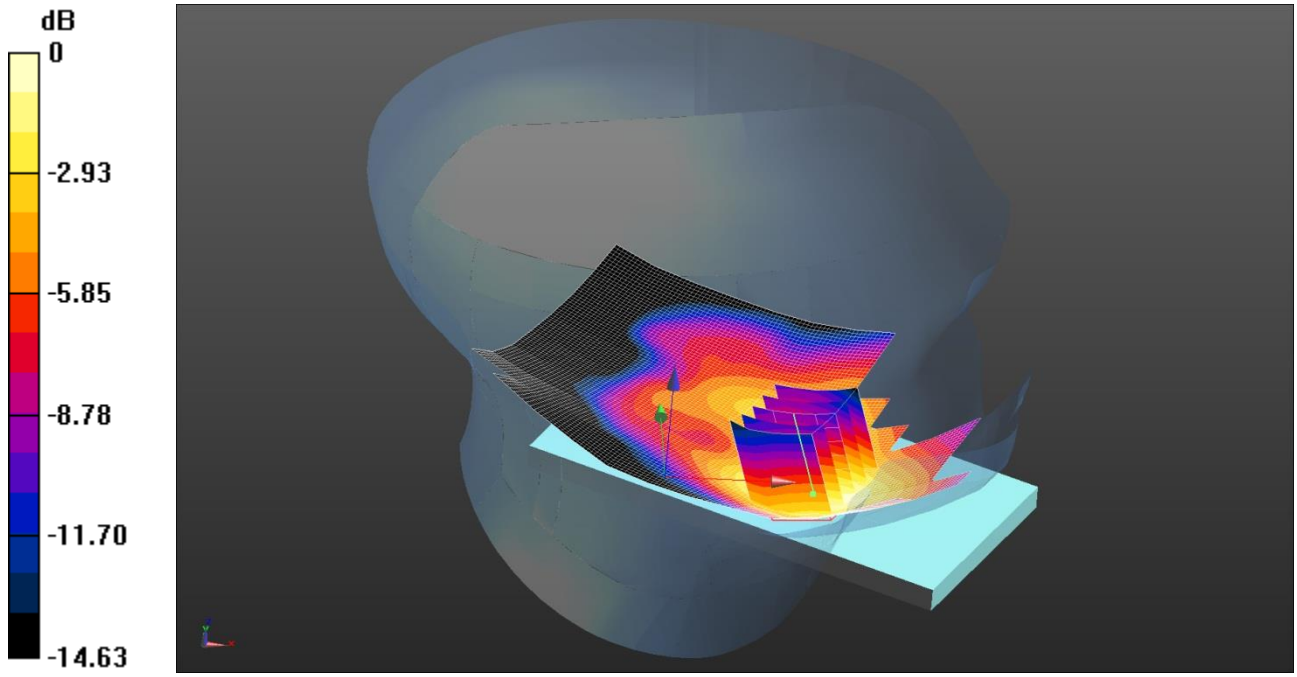

0 dB = 0.334 W/kg = -4.76 dBW/kg

Communication System: UID 0 - n/a, LTE Bands - 20MHz Channel BW; Frequency: 1732.5 MHz;Duty Cycle: 1:1
Medium: 1800 MHz HSL Medium parameters used (interpolated): f = 1732.5 MHz; σ = 1.32 S/m; ε_r = 40.373; ρ = 1000 kg/m^3
Phantom section: Left Section
DASY4 Configuration:
- Probe: ET3DV6 - SN1528; ConvF(5.25, 5.25, 5.25); Calibrated: 16/04/2014;
- Sensor-Surface: 4mm (Mechanical Surface Detection)
- Electronics: DAE3 Sn417; Calibrated: 10/04/2014
- Phantom: SAM A (Site 58); Type: QD000P40Ca; Serial: TP:1193
- ; SEMCAD X Version 14.6.9 (7117)

Configuration/Touch Left - Middle/Area Scan (81x131x1): Interpolated grid: dx=1.500 mm, dy=1.500 mm
Maximum value of SAR (interpolated) = 0.366 W/kg
Configuration/Touch Left - Middle/Zoom Scan (5x5x7) (5x5x7)/Cube 0: Measurement grid: dx=8mm, dy=8mm, dz=5mm
Reference Value = 7.499 V/m; Power Drift = 0.13 dB
Peak SAR (extrapolated) = 0.439 W/kg
SAR(1 g) = 0.310 W/kg; SAR(10 g) = 0.203 W/kg
Maximum value of SAR (measured) = 0.334 W/kg

This report shall not be reproduced except in full, without the written approval of UL Verification Services Ltd.

107: Tilt Left LTE Band 4 20MHz 1RB Middle CH20300
Date: 28/05/2014
DUT: Sony; Type: FCC ID: PY7PM-0801; Serial: CB5A1Z1S1S

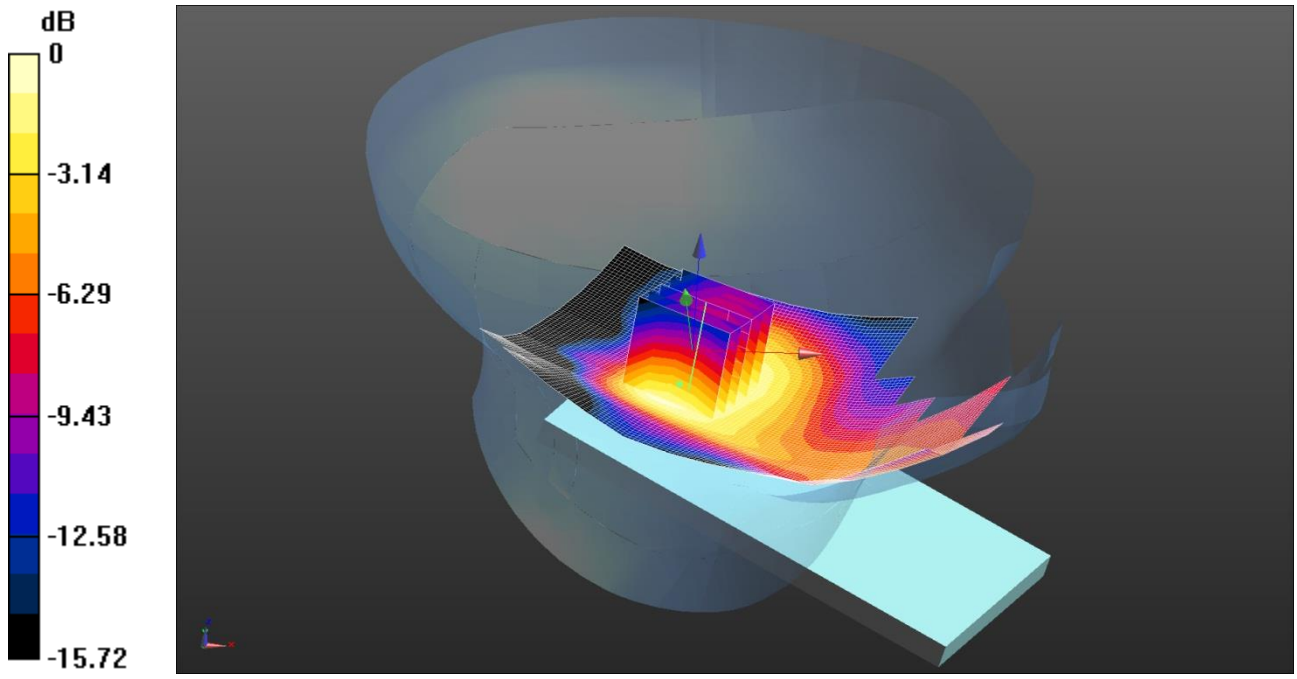

0 dB = 0.218 W/kg = -6.62 dBW/kg

Communication System: UID 0 - n/a, LTE Bands - 20MHz Channel BW; Frequency: 1745 MHz;Duty Cycle: 1:1
Medium: 1800 MHz HSL Medium parameters used (interpolated): f = 1745 MHz; σ = 1.332 S/m; ε_r = 40.309; ρ = 1000 kg/m^3
Phantom section: Left Section
DASY4 Configuration:
- Probe: ET3DV6 - SN1528; ConvF(5.25, 5.25, 5.25); Calibrated: 16/04/2014;
- Sensor-Surface: 4mm (Mechanical Surface Detection)
- Electronics: DAE3 Sn417; Calibrated: 10/04/2014
- Phantom: SAM A (Site 58); Type: QD000P40Ca; Serial: TP:1193
- ; SEMCAD X Version 14.6.9 (7117)

Configuration/Tilt Left - High/Area Scan (81x131x1): Interpolated grid: dx=1.500 mm, dy=1.500 mm
Maximum value of SAR (interpolated) = 0.235 W/kg
Configuration/Tilt Left - High/Zoom Scan (5x5x7) (5x5x7)/Cube 0: Measurement grid: dx=8mm, dy=8mm, dz=5mm
Reference Value = 11.695 V/m; Power Drift = 0.05 dB
Peak SAR (extrapolated) = 0.293 W/kg
SAR(1 g) = 0.207 W/kg; SAR(10 g) = 0.134 W/kg
Maximum value of SAR (measured) = 0.218 W/kg

This report shall not be reproduced except in full, without the written approval of UL Verification Services Ltd.

108: Tilt Left LTE Band 4 20MHz 50%RB Middle CH20175
Date: 28/05/2014
DUT: Sony; Type: FCC ID: PY7PM-0801; Serial: CB5A1Z1S1S

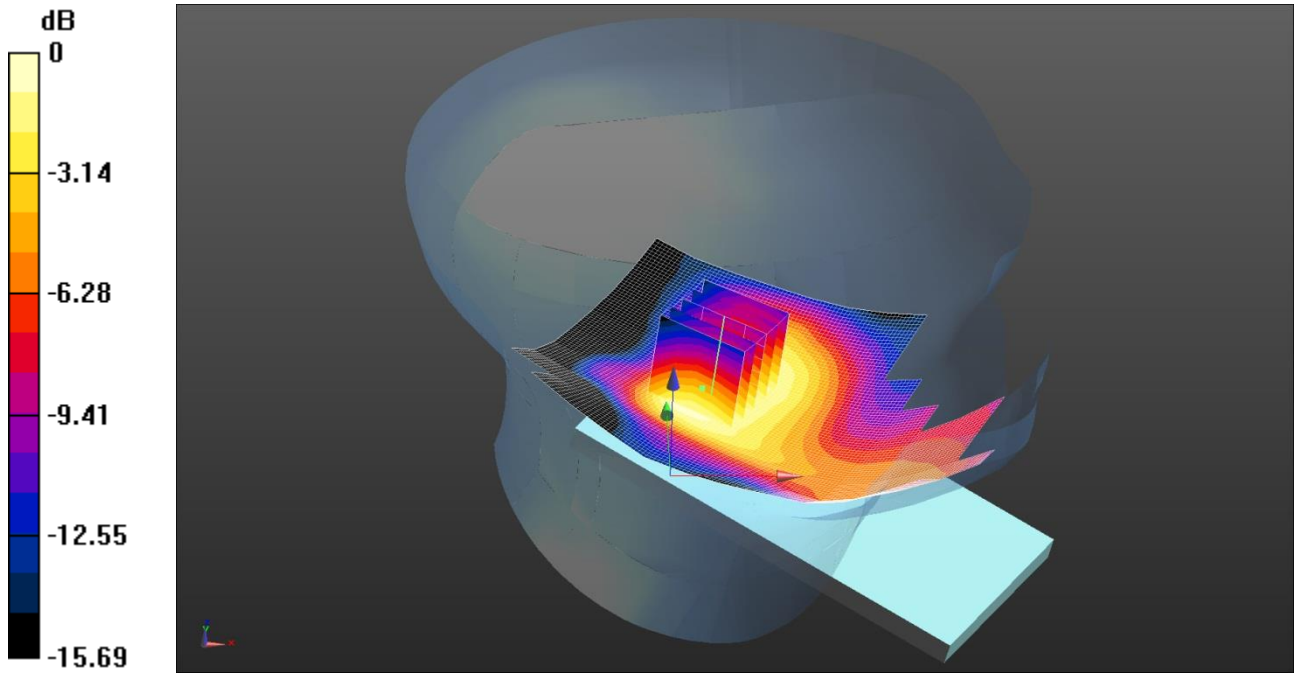

0 dB = 0.175 W/kg = -7.57 dBW/kg

Communication System: UID 0 - n/a, LTE Bands - 20MHz Channel BW; Frequency: 1732.5 MHz;Duty Cycle: 1:1
Medium: 1800 MHz HSL Medium parameters used (interpolated): f = 1732.5 MHz; σ = 1.32 S/m; ε_r = 40.373; ρ = 1000 kg/m^3
Phantom section: Left Section
DASY4 Configuration:
- Probe: ET3DV6 - SN1528; ConvF(5.25, 5.25, 5.25); Calibrated: 16/04/2014;
- Sensor-Surface: 4mm (Mechanical Surface Detection)
- Electronics: DAE3 Sn417; Calibrated: 10/04/2014
- Phantom: SAM A (Site 58); Type: QD000P40Ca; Serial: TP:1193
- ; SEMCAD X Version 14.6.9 (7117)

Configuration/Tilt Left - Middle/Area Scan (81x131x1): Interpolated grid: dx=1.500 mm, dy=1.500 mm
Maximum value of SAR (interpolated) = 0.187 W/kg
Configuration/Tilt Left - Middle/Zoom Scan (5x5x7) 2 (5x5x7)/Cube 0: Measurement grid: dx=8mm, dy=8mm, dz=5mm
Reference Value = 10.280 V/m; Power Drift = 0.12 dB
Peak SAR (extrapolated) = 0.233 W/kg
SAR(1 g) = 0.166 W/kg; SAR(10 g) = 0.110 W/kg
Maximum value of SAR (measured) = 0.175 W/kg

This report shall not be reproduced except in full, without the written approval of UL Verification Services Ltd.

109: Touch Right LTE Band 4 20MHz 1RB Middle CH20300
Date: 28/05/2014
DUT: Sony; Type: FCC ID: PY7PM-0801; Serial: CB5A1Z1S1S

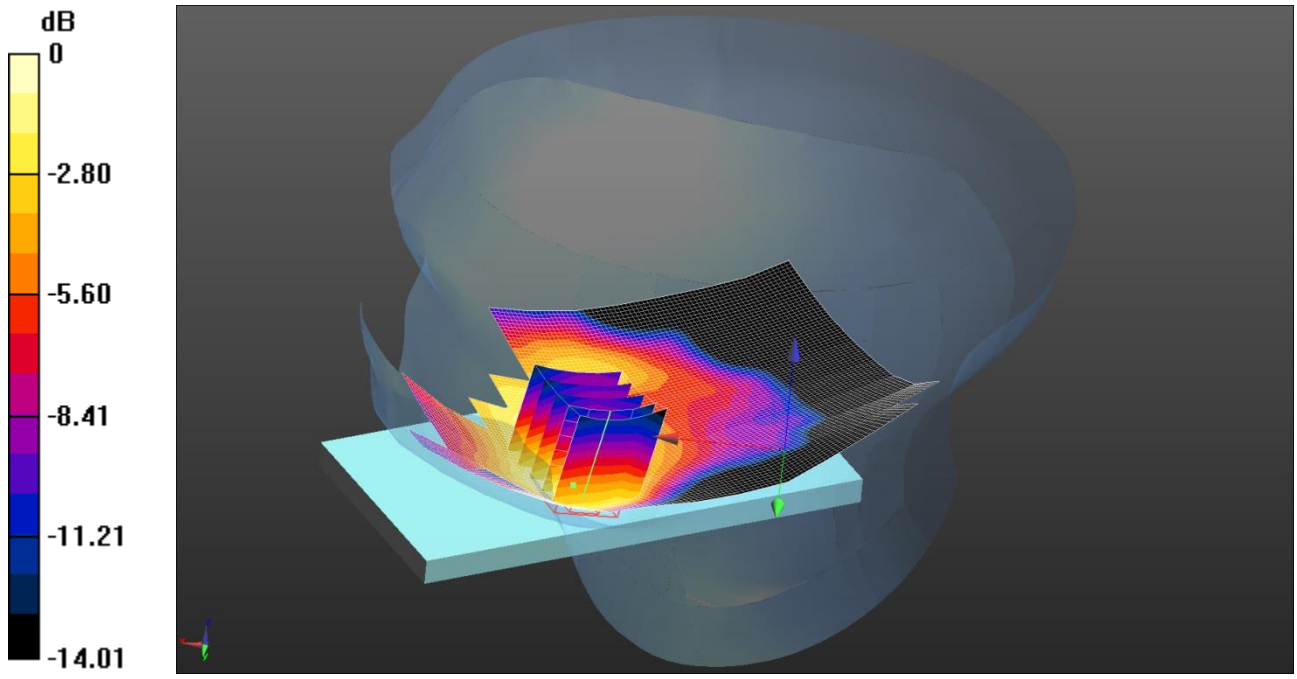

0 dB = 0.353 W/kg = -4.52 dBW/kg

Communication System: UID 0 - n/a, LTE Bands - 20MHz Channel BW; Frequency: 1745 MHz;Duty Cycle: 1:1
Medium: 1800 MHz HSL Medium parameters used (interpolated): f = 1745 MHz; σ = 1.332 S/m; ε_r = 40.309; ρ = 1000 kg/m^3
Phantom section: Right Section
DASY4 Configuration:
- Probe: ET3DV6 - SN1528; ConvF(5.25, 5.25, 5.25); Calibrated: 16/04/2014;
- Sensor-Surface: 4mm (Mechanical Surface Detection)
- Electronics: DAE3 Sn417; Calibrated: 10/04/2014
- Phantom: SAM A (Site 58); Type: QD000P40Ca; Serial: TP:1193
- ; SEMCAD X Version 14.6.9 (7117)

Configuration/Touch Right - High/Area Scan (81x131x1): Interpolated grid: dx=1.500 mm, dy=1.500 mm
Maximum value of SAR (interpolated) = 0.368 W/kg
Configuration/Touch Right - High/Zoom Scan (5x5x7) (5x5x7)/Cube 0: Measurement grid: dx=8mm, dy=8mm, dz=5mm
Reference Value = 6.717 V/m; Power Drift = -0.07 dB
Peak SAR (extrapolated) = 0.479 W/kg
SAR(1 g) = 0.323 W/kg; SAR(10 g) = 0.207 W/kg
Maximum value of SAR (measured) = 0.353 W/kg

This report shall not be reproduced except in full, without the written approval of UL Verification Services Ltd.

110: Touch Right LTE Band 4 20MHz 50%RB Middle CH20175
Date: 28/05/2014
DUT: Sony; Type: FCC ID: PY7PM-0801; Serial: CB5A1Z1S1S

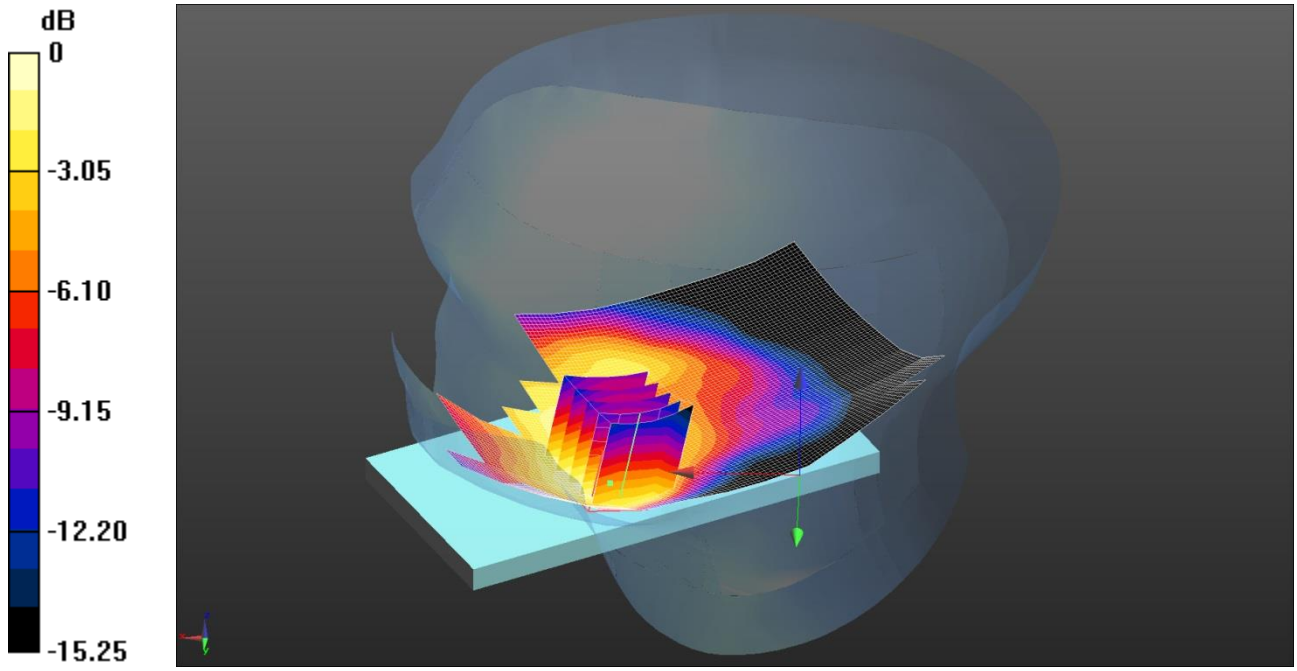

0 dB = 0.348 W/kg = -4.58 dBW/kg

Communication System: UID 0 - n/a, LTE Bands - 20MHz Channel BW; Frequency: 1732.5 MHz;Duty Cycle: 1:1
Medium: 1800 MHz HSL Medium parameters used (interpolated): f = 1732.5 MHz; σ = 1.32 S/m; ε_r = 40.373; ρ = 1000 kg/m^3
Phantom section: Right Section
DASY4 Configuration:
- Probe: ET3DV6 - SN1528; ConvF(5.25, 5.25, 5.25); Calibrated: 16/04/2014;
- Sensor-Surface: 4mm (Mechanical Surface Detection)
- Electronics: DAE3 Sn417; Calibrated: 10/04/2014
- Phantom: SAM A (Site 58); Type: QD000P40Ca; Serial: TP:1193
- ; SEMCAD X Version 14.6.9 (7117)

Configuration/Touch Right - Mid/Area Scan (81x131x1): Interpolated grid: dx=1.500 mm, dy=1.500 mm
Maximum value of SAR (interpolated) = 0.371 W/kg
Configuration/Touch Right - Mid/Zoom Scan (5x5x7) (5x5x7)/Cube 0: Measurement grid: dx=8mm, dy=8mm, dz=5mm
Reference Value = 6.144 V/m; Power Drift = 0.17 dB
Peak SAR (extrapolated) = 0.477 W/kg
SAR(1 g) = 0.320 W/kg; SAR(10 g) = 0.210 W/kg
Maximum value of SAR (measured) = 0.348 W/kg

This report shall not be reproduced except in full, without the written approval of UL Verification Services Ltd.

111: Tilt Right LTE Band 4 20MHz 1RB Middle CH20300
Date: 28/05/2014
DUT: Sony; Type: FCC ID: PY7PM-0801; Serial: CB5A1Z1S1S

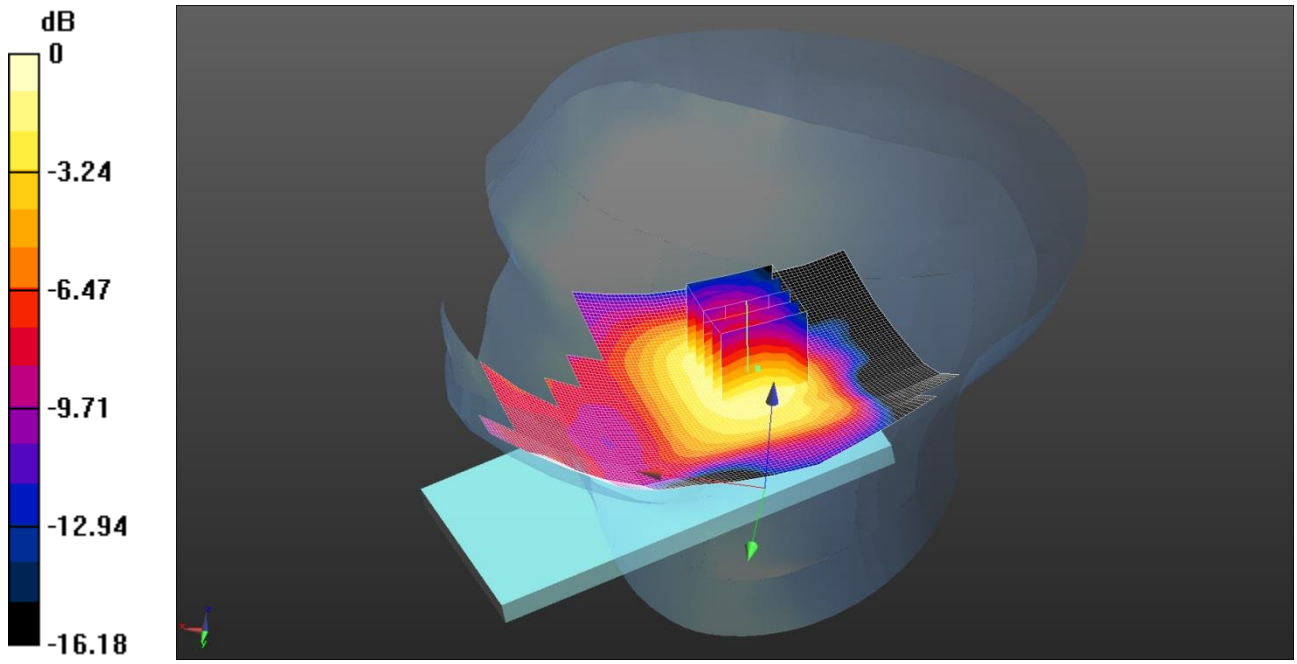

0 dB = 0.222 W/kg = -6.54 dBW/kg

Communication System: UID 0 - n/a, LTE Bands - 20MHz Channel BW; Frequency: 1745 MHz;Duty Cycle: 1:1
Medium: 1800 MHz HSL Medium parameters used (interpolated): f = 1745 MHz; σ = 1.332 S/m; ε_r = 40.309; ρ = 1000 kg/m^3
Phantom section: Right Section
DASY4 Configuration:
- Probe: ET3DV6 - SN1528; ConvF(5.25, 5.25, 5.25); Calibrated: 16/04/2014;
- Sensor-Surface: 4mm (Mechanical Surface Detection)
- Electronics: DAE3 Sn417; Calibrated: 10/04/2014
- Phantom: SAM A (Site 58); Type: QD000P40Ca; Serial: TP:1193
- ; SEMCAD X Version 14.6.9 (7117)

Configuration/Tilt Right - High/Area Scan (81x131x1): Interpolated grid: dx=1.500 mm, dy=1.500 mm
Maximum value of SAR (interpolated) = 0.224 W/kg
Configuration/Tilt Right - High/Zoom Scan (5x5x7) 2 (5x5x7)/Cube 0: Measurement grid: dx=8mm, dy=8mm, dz=5mm
Reference Value = 10.065 V/m; Power Drift = 0.11 dB
Peak SAR (extrapolated) = 0.280 W/kg
SAR(1 g) = 0.206 W/kg; SAR(10 g) = 0.134 W/kg
Maximum value of SAR (measured) = 0.222 W/kg

This report shall not be reproduced except in full, without the written approval of UL Verification Services Ltd.

112: Tilt Right LTE Band 4 20MHz 50%RB Middle CH20175
Date: 28/05/2014
DUT: Sony; Type: FCC ID: PY7PM-0801; Serial: CB5A1Z1S1S

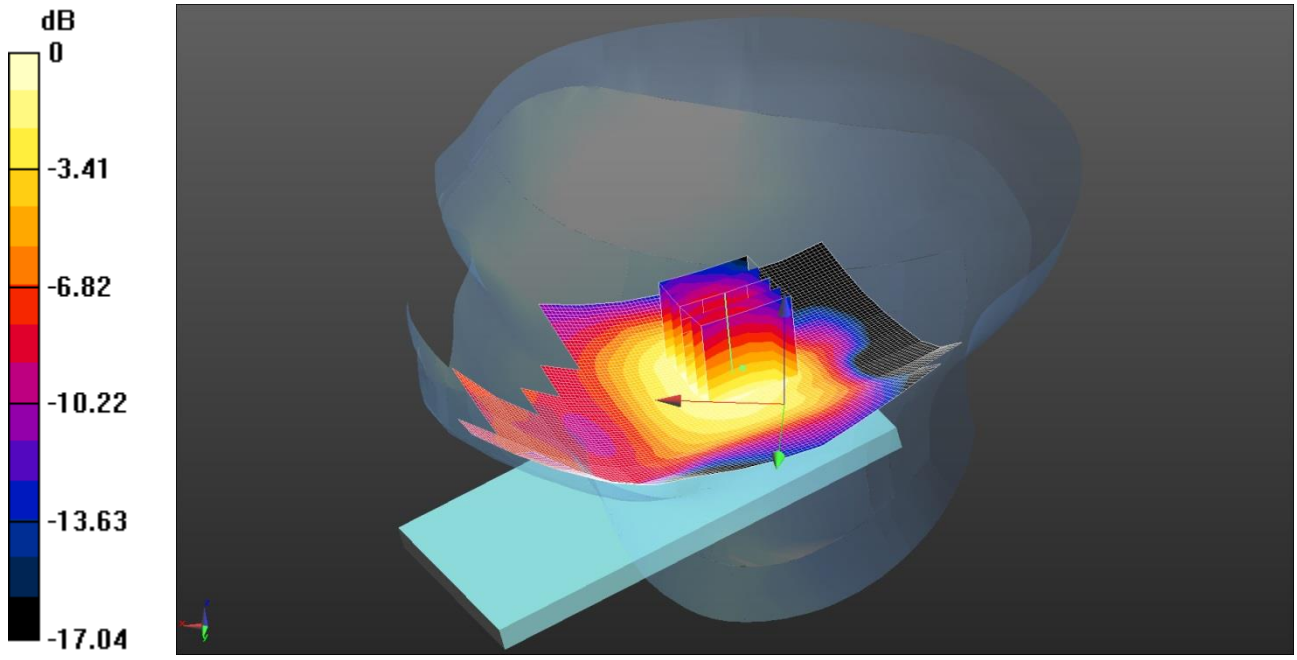

0 dB = 0.217 W/kg = -6.64 dBW/kg

Communication System: UID 0 - n/a, LTE Bands - 20MHz Channel BW; Frequency: 1732.5 MHz;Duty Cycle: 1:1
Medium: 1800 MHz HSL Medium parameters used (interpolated): f = 1732.5 MHz; σ = 1.32 S/m; ε_r = 40.373; ρ = 1000 kg/m^3
Phantom section: Right Section
DASY4 Configuration:
- Probe: ET3DV6 - SN1528; ConvF(5.25, 5.25, 5.25); Calibrated: 16/04/2014;
- Sensor-Surface: 4mm (Mechanical Surface Detection)
- Electronics: DAE3 Sn417; Calibrated: 10/04/2014
- Phantom: SAM A (Site 58); Type: QD000P40Ca; Serial: TP:1193
- ; SEMCAD X Version 14.6.9 (7117)

Configuration/Tilt Right - Mid/Area Scan (81x131x1): Interpolated grid: dx=1.500 mm, dy=1.500 mm
Maximum value of SAR (interpolated) = 0.223 W/kg
Configuration/Tilt Right - Mid/Zoom Scan (5x5x7) 2 (5x5x7)/Cube 0: Measurement grid: dx=8mm, dy=8mm, dz=5mm
Reference Value = 10.040 V/m; Power Drift = -0.08 dB
Peak SAR (extrapolated) = 0.279 W/kg
SAR(1 g) = 0.206 W/kg; SAR(10 g) = 0.136 W/kg
Maximum value of SAR (measured) = 0.217 W/kg

This report shall not be reproduced except in full, without the written approval of UL Verification Services Ltd.

113: Touch Left LTE Band 4 20MHz 1RB Middle CH20050
Date: 28/05/2014
DUT: Sony; Type: FCC ID: PY7PM-0801; Serial: CB5A1Z1S1S

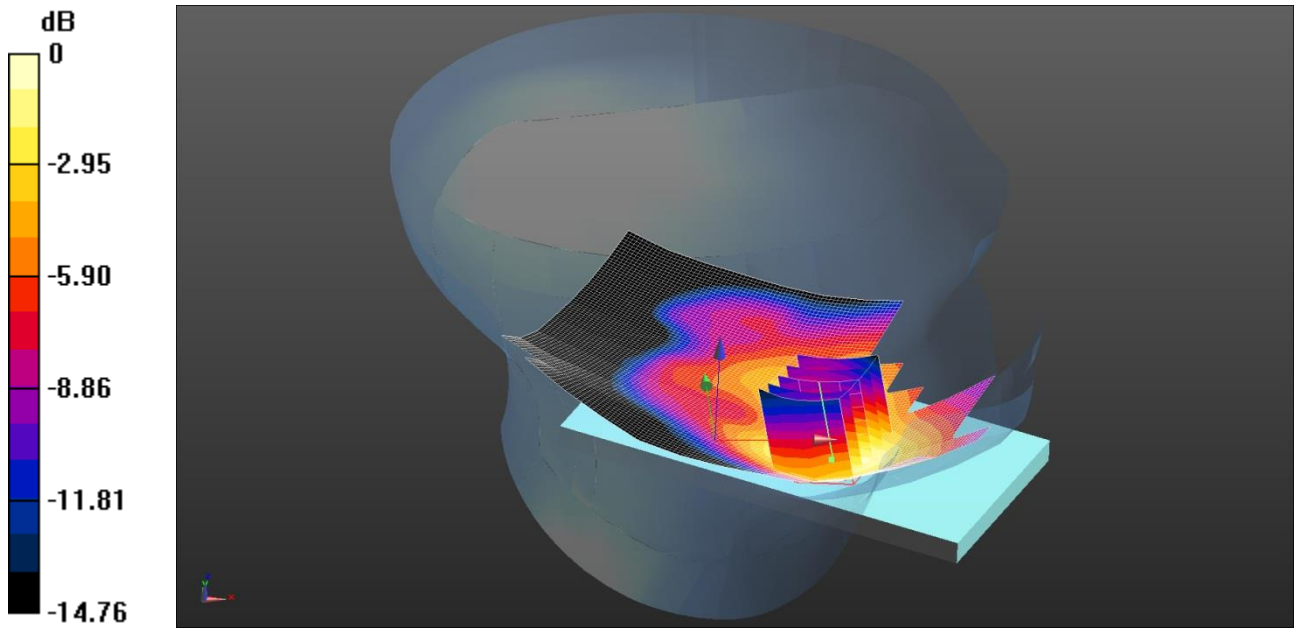

0 dB = 0.439 W/kg = -3.58 dBW/kg

Communication System: UID 0 - n/a, LTE Bands - 20MHz Channel BW; Frequency: 1720 MHz;Duty Cycle: 1:1
Medium: 1800 MHz HSL Medium parameters used (interpolated): f = 1720 MHz; σ = 1.309 S/m; ε_r = 40.436; ρ = 1000 kg/m^3
Phantom section: Left Section
DASY4 Configuration:
- Probe: ET3DV6 - SN1528; ConvF(5.25, 5.25, 5.25); Calibrated: 16/04/2014;
- Sensor-Surface: 4mm (Mechanical Surface Detection)
- Electronics: DAE3 Sn417; Calibrated: 10/04/2014
- Phantom: SAM A (Site 58); Type: QD000P40Ca; Serial: TP:1193
- ; SEMCAD X Version 14.6.9 (7117)

Configuration/Touch Left - Low/Area Scan (81x131x1): Interpolated grid: dx=1.500 mm, dy=1.500 mm
Maximum value of SAR (interpolated) = 0.454 W/kg
Configuration/Touch Left - Low/Zoom Scan (5x5x7) (5x5x7)/Cube 0: Measurement grid: dx=8mm, dy=8mm, dz=5mm
Reference Value = 7.534 V/m; Power Drift = 0.10 dB
Peak SAR (extrapolated) = 0.570 W/kg
SAR(1 g) = 0.402 W/kg; SAR(10 g) = 0.261 W/kg
Maximum value of SAR (measured) = 0.439 W/kg

This report shall not be reproduced except in full, without the written approval of UL Verification Services Ltd.

114: Touch Left LTE Band 4 20MHz 1RB Middle CH20175
Date: 28/05/2014
DUT: Sony; Type: FCC ID: PY7PM-0801; Serial: CB5A1Z1S1S

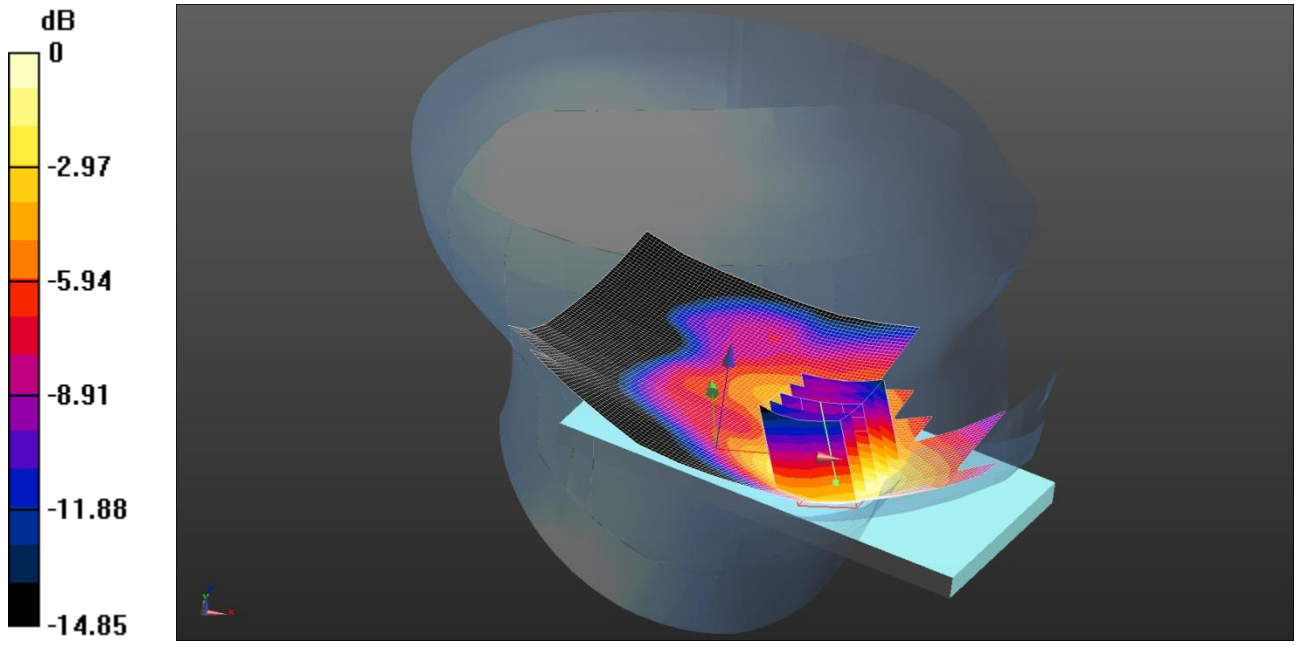

0 dB = 0.465 W/kg = -3.33 dBW/kg

Communication System: UID 0 - n/a, LTE Bands - 20MHz Channel BW; Frequency: 1732.5 MHz;Duty Cycle: 1:1
Medium: 1800 MHz HSL Medium parameters used (interpolated): f = 1732.5 MHz; σ = 1.32 S/m; ε_r = 40.373; ρ = 1000 kg/m^3
Phantom section: Left Section
DASY4 Configuration:
- Probe: ET3DV6 - SN1528; ConvF(5.25, 5.25, 5.25); Calibrated: 16/04/2014;
- Sensor-Surface: 4mm (Mechanical Surface Detection)
- Electronics: DAE3 Sn417; Calibrated: 10/04/2014
- Phantom: SAM A (Site 58); Type: QD000P40Ca; Serial: TP:1193
- ; SEMCAD X Version 14.6.9 (7117)

Configuration/Touch Left - Mid/Area Scan (81x131x1): Interpolated grid: dx=1.500 mm, dy=1.500 mm
Maximum value of SAR (interpolated) = 0.493 W/kg
Configuration/Touch Left - Mid/Zoom Scan (5x5x7) (5x5x7)/Cube 0: Measurement grid: dx=8mm, dy=8mm, dz=5mm
Reference Value = 7.512 V/m; Power Drift = 0.16 dB
Peak SAR (extrapolated) = 0.613 W/kg
SAR(1 g) = 0.424 W/kg; SAR(10 g) = 0.273 W/kg
Maximum value of SAR (measured) = 0.465 W/kg

This report shall not be reproduced except in full, without the written approval of UL Verification Services Ltd.