Appendix 3. SAR Distribution Scans

This appendix contains SAR distribution scans which are not included in the total number of pages for this report.

This report shall not be reproduced except in full, without the written approval of UL Verification Services Ltd.

Scan Reference Number	Title
001	Touch Left DTM Class 9 CH190
002	Tilt Left DTM Class 9 CH190
003	Touch Right DTM Class 9 CH190
004	Tilt Right DTM Class 9 CH190
005	Front of EUT Facing Phantom DTM Class 9 CH190
006	Back of EUT Facing Phantom DTM Class 9 CH190
007	Left Hand Side of EUT Facing Phantom DTM Class 9 CH190
008	Right Hand Side of EUT Facing Phantom DTM Class 9 CH190
009	Bottom of EUT Facing Phantom DTM Class 9 CH190
010	Front of EUT Facing Phantom at 15 mm DTM Class 9 CH190
011	Back of EUT Facing Phantom at 15 mm DTM Class 9 CH190
012	Touch Left PCS 1900 DTM Class 11 CH661
013	Tilt Left PCS 1900 DTM Class 11 CH661
014	Touch Right PCS 1900 DTM Class 11 CH661
015	Tilt Right PCS 1900 DTM Class 11 CH661
016	Front of EUT Facing Phantom PCS 1900 GPRS 4Tx CH661
017	Front of EUT Facing Phantom PCS 1900 GPRS 4Tx CH512
018	Front of EUT Facing Phantom PCS 1900 GPRS 4Tx CH810
019	Back of EUT Facing Phantom PCS 1900 GPRS 4Tx CH661
020	Left hand side of EUT Facing Phantom PCS 1900 GPRS 4Tx CH661
021	Right hand side of EUT Facing Phantom PCS 1900 GPRS 4Tx CH661
022	Bottom of EUT Facing Phantom PCS 1900 GPRS 4Tx CH661
023	Bottom of EUT Facing Phantom PCS 1900 GPRS 4Tx CH512
024	Bottom of EUT Facing Phantom PCS 1900 GPRS 4Tx CH810
025	Front of EUT Facing Phantom PCS 1900 DTM Class 11 CH661
026	Back of EUT Facing Phantom PCS 1900 DTM Class 11 CH661
027	Touch Left UMTS FDD 2 CH9400
028	Tilt Left UMTS FDD 2 CH9400
029	Touch Right UMTS FDD 2 CH9400
030	Tilt Right UMTS FDD 2 CH9400
031	Front of EUT Facing Phantom UMTS 2 CH9400
032	Back of EUT Facing Phantom UMTS 2 CH9400
033	Left hand side of EUT Facing Phantom UMTS 2 CH9400
034	Right hand side of EUT Facing Phantom UMTS 2 CH9400

This report shall not be reproduced except in full, without the written approval of UL Verification Services Ltd.

Scan Reference Number	Title
035	Bottom of EUT Facing Phantom UMTS 2 CH9400
036	Bottom of EUT Facing Phantom UMTS 2 CH9262
037	Bottom of EUT Facing Phantom UMTS 2 CH9538
038	Front of EUT Facing Phantom UMTS 2 CH9400
039	Front of EUT Facing Phantom UMTS 2 CH9262
040	Front of EUT Facing Phantom UMTS 2 CH9538
041	Back of EUT Facing Phantom UMTS 2 CH9400
042	Back of EUT Facing Phantom UMTS 2 CH9262
043	Back of EUT Facing Phantom UMTS 2 CH9538
044	Touch Left UMTS FDD Band 4 Mid CH1412
045	Tilt Left UMTS FDD Band 4 Mid CH1412
046	Touch Right UMTS FDD Band 4 Mid CH1412
047	Tilt Right UMTS FDD Band 4 Mid CH1412
048	Front EUT Facing Phantom UMTS FDD Band 4 Middle CH1412
049	Back EUT Facing Phantom UMTS FDD Band 4 Middle CH1412
050	Left of EUT Facing Phantom UMTS FDD Band 4 Middle CH1412
051	Right of EUT Facing Phantom UMTS FDD Band 4 Middle CH1412
052	Bottom of EUT Facing Phantom UMTS FDD Band 4 Middle CH1412
053	Front EUT Facing Phantom UMTS FDD Band 4 Middle CH1412
054	Back of EUT Facing Phantom UMTS FDD Band 4 Middle CH1412
055	Touch Left UMTS FDD5 CH4183
056	Tilt Left UMTS FDD5 CH4183
057	Touch Right UMTS FDD5 CH4183
058	Tilt Right UMTS FDD5 CH4183
059	Front of EUT Facing Phantom at UMTS FDD 5 CH4183
060	Back of EUT Facing Phantom at UMTS FDD 5 CH4183
061	Left Hand Side of EUT Facing Phantom at UMTS FDD 5 CH4183
062	Right Hand Side of EUT Facing Phantom at UMTS FDD 5 CH4183
063	Bottom of EUT Facing Phantom at UMTS FDD 5 CH4183
064	Touch Left LTE Band 2 1 RB High CH18700
065	Touch Left LTE Band 2 50%RB HighCH18700
066	Tilt Left LTE Band 2 1 RB High CH18700
067	Tilt Left LTE Band 2 50%RB HighCH18700
068	Touch Right LTE Band 2 1 RB High CH18700
069	Touch Right LTE Band 2 50% RB High CH18700
070	Tilt Right LTE Band 2 1 RB High CH18700
071	Tilt Right LTE Band 2 50% RB High CH18700

This report shall not be reproduced except in full, without the written approval of UL Verification Services Ltd.

Scan Reference Number	Title
072	Front of EUT Facing Phantom LTE Band 2 1 RB High CH18700
073	Front of EUT Facing Phantom LTE Band 2 50% RB High CH18700
074	Back of EUT Facing Phantom LTE Band 2 1 RB High CH18700
075	Back of EUT Facing Phantom LTE Band 2 50% RB High CH18700
076	Left Hand Side of EUT Facing Phantom LTE Band 2 1 RB High CH18700
077	Left Hand Side of EUT Facing Phantom LTE Band 2 50% RB High CH18700
078	Right Hand Side of EUT Facing Phantom LTE Band 2 1 RB High CH18700
079	Right Hand Side of EUT Facing Phantom LTE Band 2 50% RB High CH18700
080	Bottom of EUT Facing Phantom LTE Band 2 1 RB High CH18700
081	Bottom of EUT Facing Phantom LTE Band 2 1 RB High CH18900
082	Bottom of EUT Facing Phantom LTE Band 2 1 RB High CH19100
083	Bottom of EUT Facing Phantom LTE Band 2 50% RB High CH18700
084	Bottom of EUT Facing Phantom LTE Band 2 50% RB High CH18900
085	Bottom of EUT Facing Phantom LTE Band 2 50% RB High CH19100
086	Bottom of EUT Facing Phantom LTE Band 2 100% RB CH18700
087	Front of EUT Facing Phantom LTE Band 2 1 RB High CH18700
088	Front of EUT Facing Phantom LTE Band 2 50% RB High CH18700
089	Back of EUT Facing Phantom LTE Band 2 1 RB High CH18700
090	Back of EUT Facing Phantom LTE Band 2 50% RB High CH18700
091	Touch Left LTE Band 4 1 RB Mid CH20175
092	Touch Left LTE Band 4 50% RB Mid CH20175
093	Tilt Left LTE Band 4 1RB Mid CH20175
094	Tilt Left LTE Band 4 50%RB Mid CH20175
095	Touch Right LTE Band 4 1 RB Mid CH20175
096	Touch Right LTE Band 4 50%RB Mid CH20175
097	Tilt Right LTE Band 4 1RB Mid CH20175
098	Tilt Right LTE Band 4 50%RB Mid CH20175
099	Front EUT Facing Phantom LTE Band 4 1RB Low CH20050
100	Front EUT Facing Phantom LTE Band 4 50%RB High CH20050
101	Back of EUT Facing Phantom LTE Band 4 1RB Low CH20050
102	Back of EUT Facing Phantom LTE Band 4 50%RB High CH20050
103	Left Hand Side EUT Facing Phantom LTE Band 4 1RB Low CH20050
104	Left Hand Side EUT Facing Phantom LTE Band 4 50%RB High CH20050

This report shall not be reproduced except in full, without the written approval of UL Verification Services Ltd.

Scan Reference Number	Title
105	Right Hand Side EUT Facing Phantom LTE Band 4 1RB Low CH20050
106	Right Hand Side EUT Facing Phantom LTE Band 4 50%RB High CH20050
107	Bottom EUT Facing Phantom LTE Band 4 1RB Low CH20050
108	Bottom EUT Facing Phantom LTE Band 4 50%RB High CH20050
109	Front of EUT Facing Phantom LTE Band 4 1RB CH20175
110	Front of EUT Facing Phantom LTE Band 4 50%RB CH20175
111	Back of EUT Facing Phantom LTE Band 4 1RB CH20175
112	Back of EUT Facing Phantom LTE Band 4 50%RB CH20175
113	Touch Left LTE Band 5 10MHz 1RB Low CH20525
114	Touch Left LTE Band 5 10MHz 50%RB Low CH20525
115	Tilt Left LTE Band 5 10MHz 1RB Low CH20525
116	Tilt Left LTE Band 5 10MHz 50%RB Low CH20525
117	Touch Right LTE Band 5 10MHz 1RB Low CH20525
118	Touch Right LTE Band 5 10MHz 50%RB Low CH20525
119	Tilt Right LTE Band 5 10MHz 1RB Low CH20525
120	Tilt Right LTE Band 5 10MHz 50%RB Low CH20525
121	Front of EUT Facing Phantom LTE Band 5 1 RB Low CH20525
122	Front of EUT Facing Phantom LTE Band 5 50% RB Low CH20525
123	Back of EUT Facing Phantom LTE Band 5 1 RB Low CH20525
124	Back of EUT Facing Phantom LTE Band 5 50% RB Low CH20525
125	Left Hand Side of EUT Facing Phantom LTE Band 5 1 RB Low CH20525
126	Left Hand Side of EUT Facing Phantom LTE Band 5 50% RB Low CH20525
127	Right Hand Side of EUT Facing Phantom LTE Band 5 1 RB Low CH20525
128	Right Hand Side of EUT Facing Phantom LTE Band 5 50% RB Low CH20525
129	Bottom of EUT Facing Phantom LTE Band 5 1 RB Low CH20525
130	Bottom of EUT Facing Phantom LTE Band 5 50% RB Low CH20525
131	Touch Left LTE Band 7 1RB Mid 20MHz CH21100
132	Touch Left LTE Band 7 50%RB Mid 20MHz CH21100
133	Tilt Left LTE Band 7 1RB Mid 20MHz CH21100
134	Tilt Left LTE Band 7 50%RB Mid 20MHz CH21100
135	Touch Right LTE Band 7 1RB Mid 20MHz CH21100
136	Touch Right LTE Band 7 50%RB Mid 20MHz CH21100
137	Tilt Right LTE Band 7 1RB Mid 20MHz CH21100

This report shall not be reproduced except in full, without the written approval of UL Verification Services Ltd.

Scan Reference Number	Title
138	Tilt Right LTE Band 7 50%RB Mid 20MHz CH21100
139	Front of EUT Facing Phantom LTE Band 7 1RB Mid CH21100
140	Front of EUT Facing Phantom LTE Band 7 1RB Mid CH20850
141	Front of EUT Facing Phantom LTE Band 7 1RB Mid CH21350
142	Front of EUT Facing Phantom LTE Band 7 50%RB Mid CH21100
143	Front of EUT Facing Phantom LTE Band 7 50%RB Mid CH20850
144	Front of EUT Facing Phantom LTE Band 7 50%RB Mid CH21350
145	Front of EUT Facing Phantom LTE Band 7 100%RB Mid CH21100
146	Back of EUT Facing Phantom LTE Band 7 1RB Mid CH21100
147	Back of EUT Facing Phantom LTE Band 7 50%RB Mid CH21100
148	Left of EUT Facing Phantom LTE Band 7 1RB Mid CH21100
149	Left of EUT Facing Phantom LTE Band 7 50%RB Mid CH21100
150	Right of EUT Facing Phantom LTE Band 7 1RB Mid CH21100
151	Right of EUT Facing Phantom LTE Band 7 50%RB Mid CH21100
152	Bottom of EUT Facing Phantom LTE Band 7 1RB Mid CH21100
153	Bottom of EUT Facing Phantom LTE Band 7 50%RB Mid CH21100
154	Touch Left LTE Band 17 1RB-High CH23790
155	Touch Left LTE Band 17 50%RB-High CH23790
156	Tilt Left LTE Band 17 1RB-High CH23790
157	Tilt Left LTE Band 17 50%RB-High CH23790
158	Touch Right LTE Band 17 1RB-High CH23790
159	Touch Right LTE Band 17 50%RB-High CH23790
160	Tilt Right LTE Band 17 1RB-High CH23790
161	Tilt Right LTE Band 17 50%RB-High CH23790
162	Front of EUT Facing Phantom LTE Band 17 1 RB High CH23790
163	Front of EUT Facing Phantom LTE Band 17 50% RB High CH23790
164	Back of EUT Facing Phantom LTE Band 17 1 RB High CH23790
165	Back of EUT Facing Phantom LTE Band 17 50% RB High CH23790
166	Left Hand Side of EUT Facing Phantom LTE Band 17 1 RB High CH23790
167	Left Hand Side of EUT Facing Phantom LTE Band 17 50% RB High CH23790
168	Right Hand Side of EUT Facing Phantom LTE Band 17 1 RB High CH23790
169	Right Hand Side of EUT Facing Phantom LTE Band 17 50% RB High CH23790
170	Bottom of EUT Facing Phantom LTE Band 17 1 RB High CH23790
171	Bottom of EUT Facing Phantom LTE Band 17 50% RB High CH23790

This report shall not be reproduced except in full, without the written approval of UL Verification Services Ltd.

Scan Reference Number	Title
172	Touch Left Wi-Fi 802.11b 1Mbps CH6
173	Tilt Left Wi-Fi 802.11b 1Mbps CH6
174	Touch Right Wi-Fi 802.11b 1Mbps CH6
175	Tilt Right Wi-Fi 802.11b 1Mbps CH6
176	Front Of EUT Facing Phantom Wi-Fi 802.11b 1Mbps CH6
177	Back Of EUT Facing Phantom Wi-Fi 802.11b 1Mbps CH6
178	Left Of EUT Facing Phantom Wi-Fi 802.11b 1Mbps CH6
179	Top Of EUT Facing Phantom Wi-Fi 802.11b 1Mbps CH6
180	Tilt Left WLAN 802.11a 6Mbps CH44
181	Touch Right WLAN 802.11a 6Mbps CH44
182	Tilt Right WLAN 802.11a 6Mbps CH44
183	Touch Right WLAN 802.11a 6Mbps CH60
184	Touch Right WLAN 802.11a 6Mbps CH108
185	Touch Right WLAN 802.11a 6Mbps CH157
186	Touch Right WLAN 802.11ac 13.5Mbps CH38
187	Touch Right WLAN 802.11ac 13.5Mbps CH54
188	Touch Right WLAN 802.11ac 13.5Mbps CH110
189	Touch Right WLAN 802.11ac 13.5Mbps CH159
190	Touch Right WLAN 802.11ac 29.3Mbps CH42
191	Touch Right WLAN 802.11ac 29.3Mbps CH58
192	Touch Right WLAN 802.11ac 29.3Mbps CH106
193	Touch Right WLAN 802.11ac 29.3Mbps CH155
194	Front Of EUT Facing Phantom Wi-Fi 802.11a 6Mbps CH44
195	Back Of EUT Facing Phantom Wi-Fi 802.11a 6Mbps CH44
196	Left Hand Side Of EUT Facing Phantom Wi-Fi 802.11a 6Mbps CH44
197	Top Of EUT Facing Phantom Wi-Fi 802.11a 6Mbps CH44
198	Back Of EUT Facing Phantom Wi-Fi 802.11a 6Mbps CH60
199	Back Of EUT Facing Phantom Wi-Fi 802.11a 6Mbps CH108
200	Back Of EUT Facing Phantom Wi-Fi 802.11a 6Mbps CH157
201	Back Of EUT Facing Phantom Wi-Fi 802.11ac(40MHz) 13.5Mbps CH38
202	Back Of EUT Facing Phantom Wi-Fi 802.11ac(40MHz) 13.5Mbps CH54
203	Back Of EUT Facing Phantom Wi-Fi 802.11ac(40MHz) 13.5Mbps CH159
204	Back Of EUT Facing Phantom Wi-Fi 802.11ac(80MHz) 29.3Mbps CH42
205	Back Of EUT Facing Phantom Wi-Fi 802.11ac(80MHz) 29.3Mbps CH58
206	Back Of EUT Facing Phantom Wi-Fi 802.11ac(80MHz) 29.3Mbps CH106
207	Back Of EUT Facing Phantom Wi-Fi 802.11ac(80MHz) 29.3Mbps CH155

This report shall not be reproduced except in full, without the written approval of UL Verification Services Ltd.

Scan Reference Number	Title
208	System Performance Check 750MHz Head 02 07 14
209	System Performance Check 750MHz Body 03 07 14
210	System Performance Check 900MHz Head 30 06 14
211	System Performance Check 900MHz Head 03 07 14
212	System Performance Check 900MHz Body 30 06 14
213	System Performance Check 900MHz Body 03 07 14
214	System Performance Check 1800MHz Head 30 06 14
215	System Performance Check 1800MHz Body 30 06 14
216	System Performance Check 1900MHz Head 30 06 14
217	System Performance Check 1900MHz Body 03 07 14
218	System Performance Check 1900MHz Body 30 06 14
219	System Performance Check 2450MHz Head 30 06 14
220	System Performance Check 2450MHz Body 30 06 14
221	System Performance Check 2600MHz head 01 07 14
222	System Performance Check 2600MHz Body 03 07 14
223	System Performance Check 2600MHz Body 07 07 14
224	System Performance Check 5200 MHz Head 01 07 14
225	System Performance Check 5500 MHz Head 01 07 14
226	System Performance Check 5800 MHz Head 01 07 14
227	System Performance Check 5200 MHz Body 30 06 14
228	System Performance Check 5500 MHz Body 30 06 14
229	System Performance Check 5800 MHz Body 30 06 14

This report shall not be reproduced except in full, without the written approval of UL Verification Services Ltd.

001: Touch Left DTM Class 9 CH190
Date: 01/07/2014
DUT: Sony, Type: FCC ID: PY7PM-0804

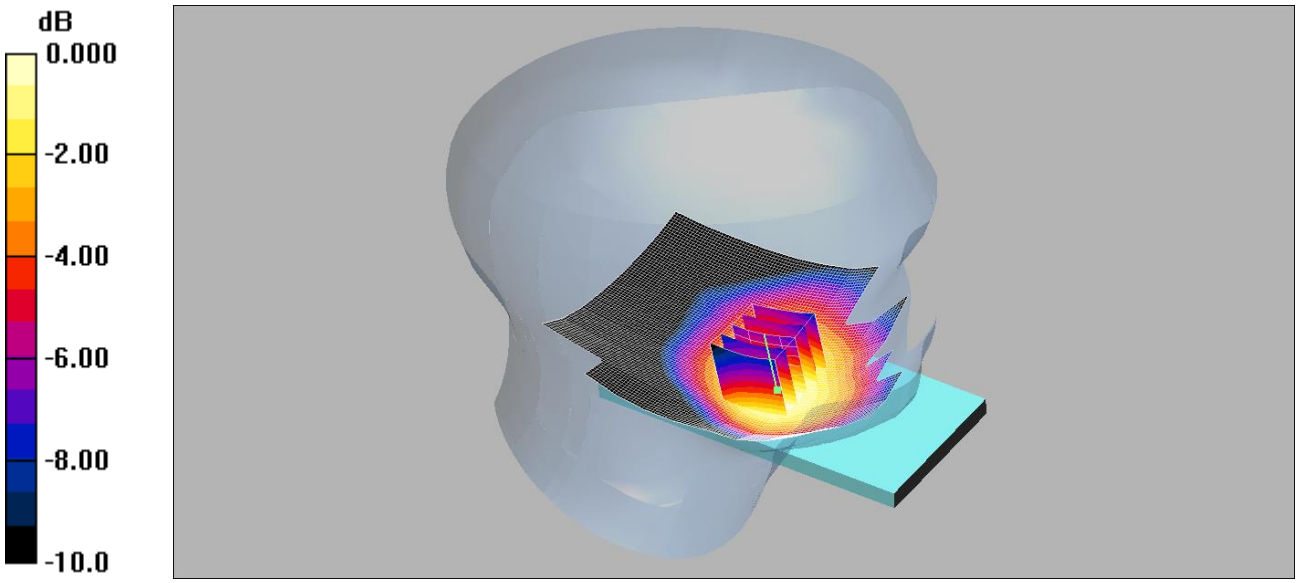

0 dB = 0.249mW/g

Communication System: 850 MHz DTM 9 2TX; Frequency: 836.6 MHz;Duty Cycle: 1:4
Medium: 900 MHz HSL Medium parameters used (interpolated): f = 836.6 MHz; σ = 0.916 mho/m; ε_r = 40.9; ρ = 1000 kg/m^3
Phantom section: Left Section
DASY4 Configuration:
- Probe: ES3DV3 - SN3335; ConvF(6.13, 6.13, 6.13);
- Sensor-Surface: 4mm (Mechanical Surface Detection)
- Electronics: DAE3 Sn450; Calibrated: 31/10/2013
- Phantom: SAM 12b (Site 57); Type: SAM 4.0; Serial: TP:1031
- Measurement SW: DASY4, V4.7 Build 80; Postprocessing SW: SEMCAD, V1.8 Build 186

Touch Left - Middle/Area Scan 2 (81x131x1): Measurement grid: dx=15mm, dy=15mm
Maximum value of SAR (interpolated) = 0.239 mW/g

Touch Left - Middle/Zoom Scan (5x5x7) 2 2 (5x5x7)/Cube 0: Measurement grid: dx=8mm, dy=8mm, dz=5mm
Reference Value = 4.69 V/m; Power Drift = 0.016 dB
Peak SAR (extrapolated) = 0.296 W/kg
SAR(1 g) = 0.234 mW/g; SAR(10 g) = 0.174 mW/g
Maximum value of SAR (measured) = 0.249 mW/g

This report shall not be reproduced except in full, without the written approval of UL Verification Services Ltd.

002: Tilt Left DTM Class 9 CH190
Date: 01/07/2014
DUT: Sony, Type: FCC ID: PY7PM-0804

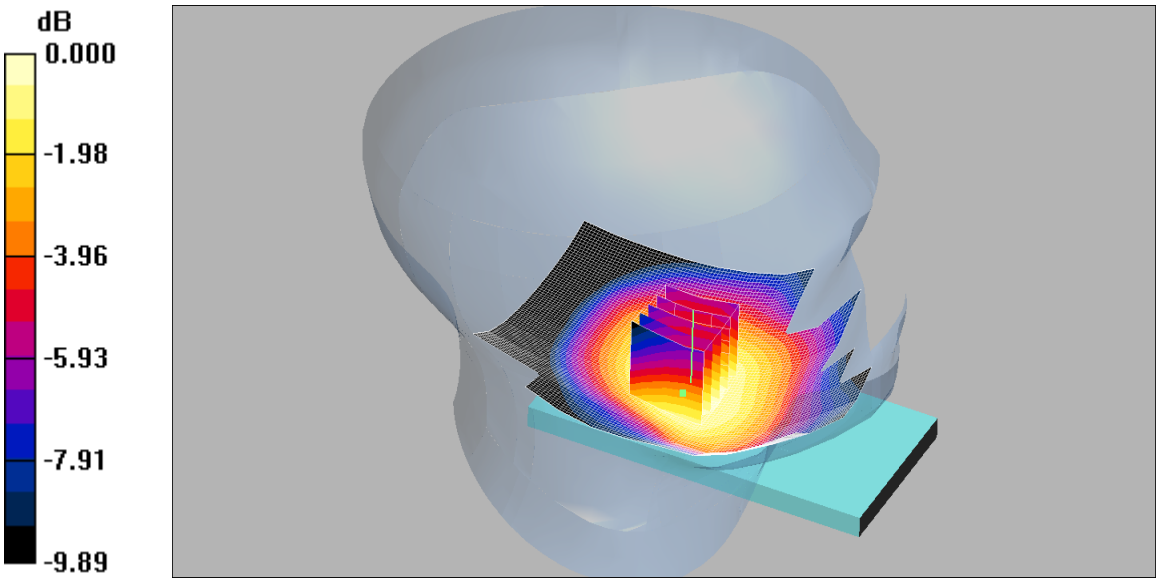

0 dB = 0.109mW/g

Communication System: 850 MHz DTM 9 2TX; Frequency: 836.6 MHz;Duty Cycle: 1:4
Medium: 900 MHz HSL Medium parameters used (interpolated): f = 836.6 MHz; σ = 0.916 mho/m; ε_r = 40.9; ρ = 1000 kg/m^3
Phantom section: Left Section
DASY4 Configuration:
- Probe: ES3DV3 - SN3335; ConvF(6.13, 6.13, 6.13);
- Sensor-Surface: 4mm (Mechanical Surface Detection)
- Electronics: DAE3 Sn450; Calibrated: 31/10/2013
- Phantom: SAM 12a (Site 57); Type: SAM 4.0; Serial: TP:1020
- Measurement SW: DASY4, V4.7 Build 80; Postprocessing SW: SEMCAD, V1.8 Build 186

Tilt Left - Middle/Area Scan 2 (81x131x1): Measurement grid: dx=15mm, dy=15mm
Maximum value of SAR (interpolated) = 0.106 mW/g

Tilt Left - Middle/Zoom Scan (5x5x7) 2 2 (5x5x7)/Cube 0: Measurement grid: dx=8mm, dy=8mm, dz=5mm
Reference Value = 5.74 V/m; Power Drift = 0.089 dB
Peak SAR (extrapolated) = 0.125 W/kg
SAR(1 g) = 0.105 mW/g; SAR(10 g) = 0.082 mW/g
Maximum value of SAR (measured) = 0.109 mW/g

This report shall not be reproduced except in full, without the written approval of UL Verification Services Ltd.

003: Touch Right DTM Class 9 CH190
Date: 01/07/2014
DUT: Sony, Type: FCC ID: PY7PM-0804

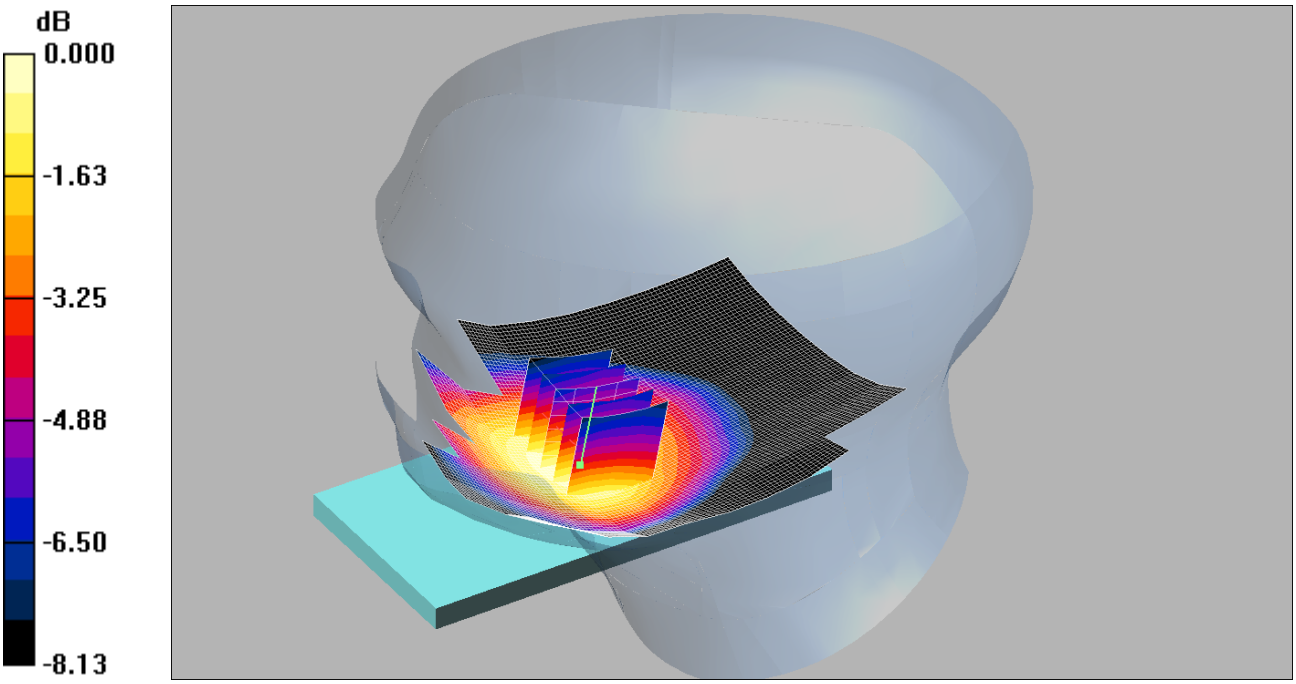

0 dB = 0.261mW/g

Communication System: 850 MHz DTM 9 2TX; Frequency: 836.6 MHz;Duty Cycle: 1:4
Medium: 900 MHz HSL Medium parameters used (interpolated): f = 836.6 MHz; σ = 0.916 mho/m; ε_r = 40.9; ρ = 1000 kg/m^3
Phantom section: Right Section
DASY4 Configuration:
- Probe: ES3DV3 - SN3335; ConvF(6.13, 6.13, 6.13);
- Sensor-Surface: 4mm (Mechanical Surface Detection)
- Electronics: DAE3 Sn450; Calibrated: 31/10/2013
- Phantom: SAM 12b (Site 57); Type: SAM 4.0; Serial: TP:1031
- Measurement SW: DASY4, V4.7 Build 80; Postprocessing SW: SEMCAD, V1.8 Build 186

Touch Right - Middle/Area Scan 2 (81x131x1): Measurement grid: dx=15mm, dy=15mm
Maximum value of SAR (interpolated) = 0.268 mW/g
Touch Right - Middle/Zoom Scan (5x5x7) 2 2 (5x5x7)/Cube 0: Measurement grid: dx=8mm, dy=8mm, dz=5mm
Reference Value = 5.69 V/m; Power Drift = 0.154 dB
Peak SAR (extrapolated) = 0.316 W/kg
SAR(1 g) = 0.249 mW/g; SAR(10 g) = 0.188 mW/g
Maximum value of SAR (measured) = 0.261 mW/g

This report shall not be reproduced except in full, without the written approval of UL Verification Services Ltd.

004: Tilt Right DTM Class 9 CH190
Date: 01/07/2014
DUT: Sony, Type: FCC ID: PY7PM-0804

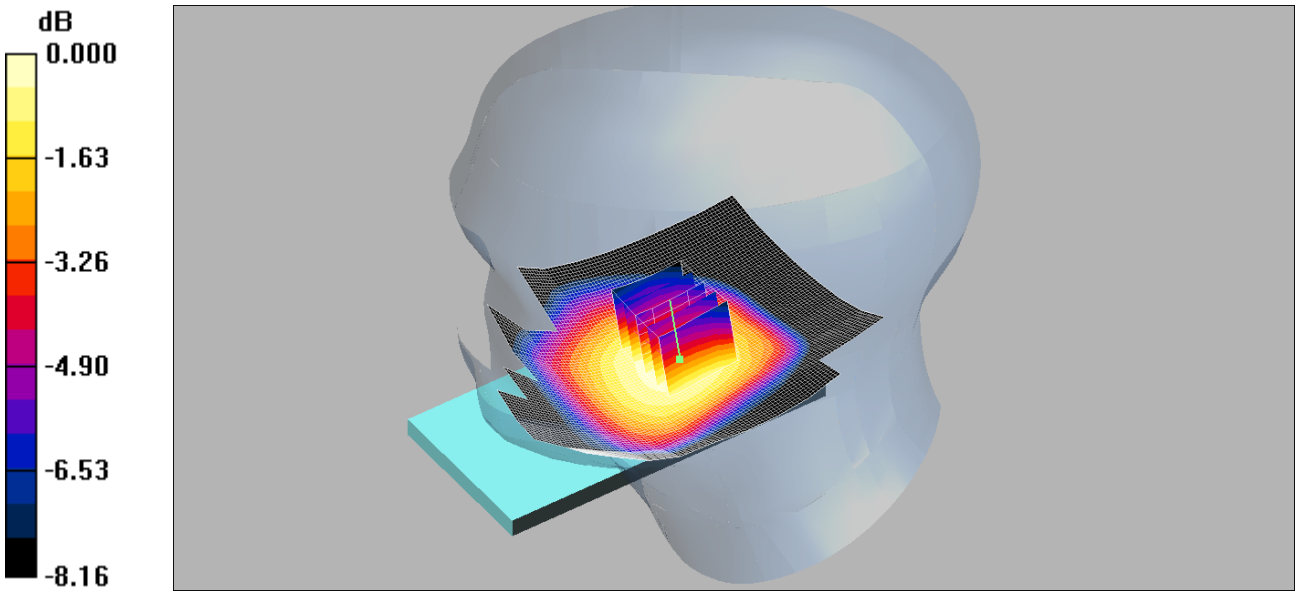

0 dB = 0.171mW/g

Communication System: 850 MHz DTM 9 2TX; Frequency: 836.6 MHz;Duty Cycle: 1:4
Medium: 900 MHz HSL Medium parameters used (interpolated): f = 836.6 MHz; σ = 0.916 mho/m; ε_r = 40.9; ρ = 1000 kg/m^3
Phantom section: Right Section
DASY4 Configuration:
- Probe: ES3DV3 - SN3335; ConvF(6.13, 6.13, 6.13);
- Sensor-Surface: 4mm (Mechanical Surface Detection)
- Electronics: DAE3 Sn450; Calibrated: 31/10/2013
- Phantom: SAM 12b (Site 57); Type: SAM 4.0; Serial: TP:1031
- Measurement SW: DASY4, V4.7 Build 80; Postprocessing SW: SEMCAD, V1.8 Build 186

Tilt Right - Middle/Area Scan 2 (81x131x1): Measurement grid: dx=15mm, dy=15mm
Maximum value of SAR (interpolated) = 0.167 mW/g
Tilt Right - Middle/Zoom Scan (5x5x7) 2 2 (5x5x7)/Cube 0: Measurement grid: dx=8mm, dy=8mm, dz=5mm
Reference Value = 8.25 V/m; Power Drift = 0.189 dB
Peak SAR (extrapolated) = 0.199 W/kg
SAR(1 g) = 0.164 mW/g; SAR(10 g) = 0.129 mW/g
Maximum value of SAR (measured) = 0.171 mW/g

This report shall not be reproduced except in full, without the written approval of UL Verification Services Ltd.

005: Front of EUT Facing Phantom DTM Class 9 CH190
Date: 01/07/2014
DUT: Sony, Type: FCC ID: PY7PM-0804

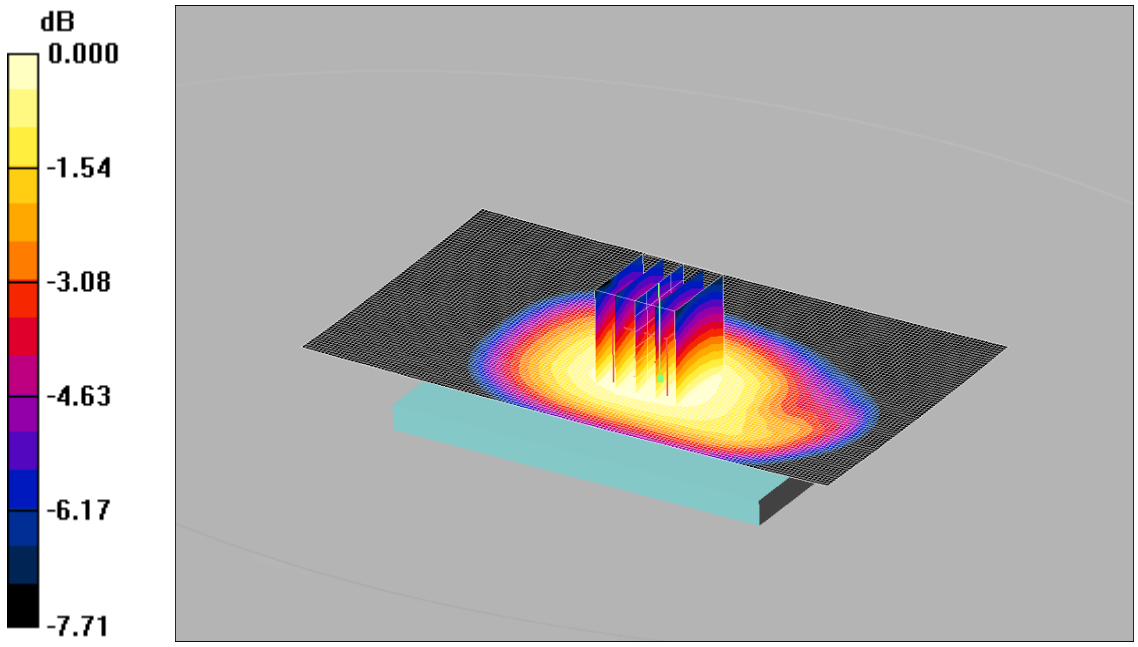

0 dB = 0.393mW/g

Communication System: 850 MHz DTM 9 2TX; Frequency: 836.6 MHz;Duty Cycle: 1:4
Medium: 900 MHz MSL Medium parameters used (interpolated): f = 836.6 MHz; σ = 0.975 mho/m; ε_r = 53.6; ρ = 1000 kg/m^3
Phantom section: Flat Section
DASY4 Configuration:
- Probe: ES3DV3 - SN3335; ConvF(6.15, 6.15, 6.15);
- Sensor-Surface: 4mm (Mechanical Surface Detection)
- Electronics: DAE3 Sn450; Calibrated: 31/10/2013
- Phantom: ELI v5.0; Type: QDOVA002AA; Serial: TP:xxxx
- Measurement SW: DASY4, V4.7 Build 80; Postprocessing SW: SEMCAD, V1.8 Build 186

Front of EUT Facing Phantom - Middle/Area Scan 2 (81x141x1): Measurement grid: dx=15mm, dy=15mm
Maximum value of SAR (interpolated) = 0.393 mW/g
Front of EUT Facing Phantom - Middle/Zoom Scan (5x5x7) (5x5x7)/Cube 0: Measurement grid: dx=8mm, dy=8mm, dz=5mm
Reference Value = 19.5 V/m; Power Drift = -0.055 dB
Peak SAR (extrapolated) = 0.455 W/kg
SAR(1 g) = 0.377 mW/g; SAR(10 g) = 0.296 mW/g
Maximum value of SAR (measured) = 0.393 mW/g

This report shall not be reproduced except in full, without the written approval of UL Verification Services Ltd.

006: Back of EUT Facing Phantom DTM Class 9 CH190
Date: 01/07/2014
DUT: Sony, Type: FCC ID: PY7PM-0804

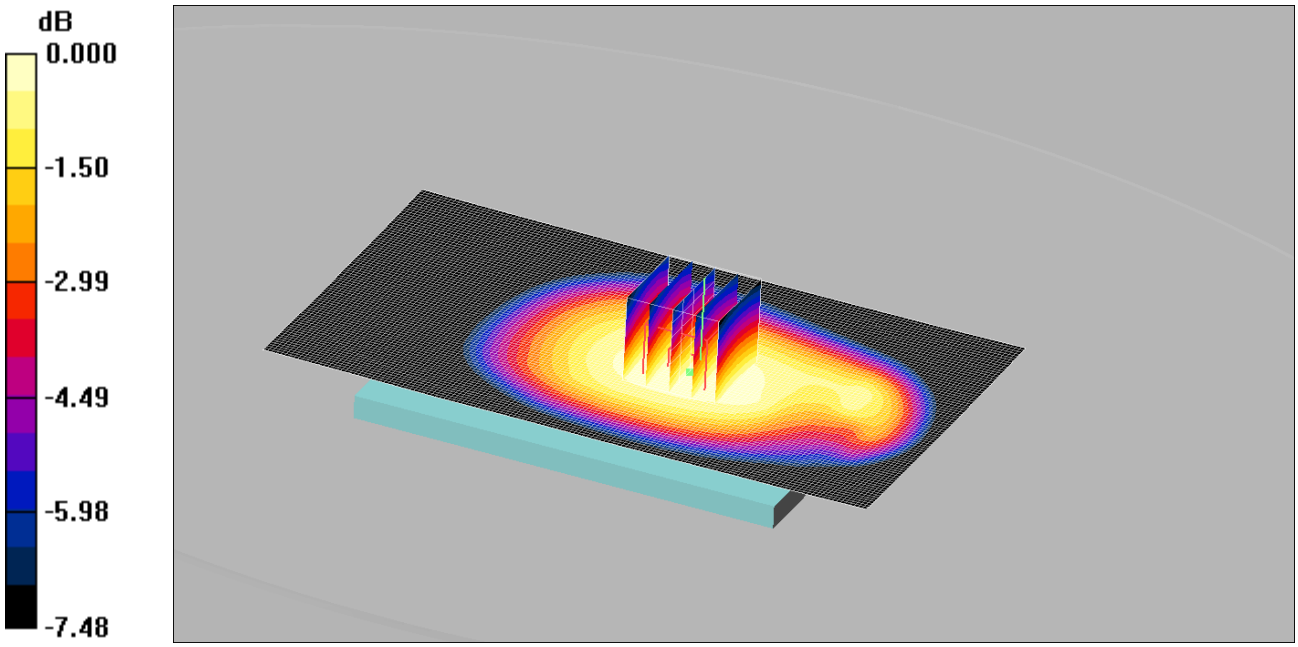

0 dB = 0.402mW/g

Communication System: 850 MHz DTM 9 2TX; Frequency: 836.6 MHz;Duty Cycle: 1:4
Medium: 900 MHz MSL Medium parameters used (interpolated): f = 836.6 MHz; σ = 0.975 mho/m; ε_r = 53.6; ρ = 1000 kg/m^3
Phantom section: Flat Section
DASY4 Configuration:
- Probe: ES3DV3 - SN3335; ConvF(6.15, 6.15, 6.15);
- Sensor-Surface: 4mm (Mechanical Surface Detection)
- Electronics: DAE3 Sn450; Calibrated: 31/10/2013
- Phantom: ELI v5.0; Type: QDOVA002AA; Serial: TP:xxxx
- Measurement SW: DASY4, V4.7 Build 80; Postprocessing SW: SEMCAD, V1.8 Build 186

Back of EUT Facing Phantom - Middle/Area Scan 2 (81x141x1): Measurement grid: dx=15mm, dy=15mm
Maximum value of SAR (interpolated) = 0.397 mW/g
Back of EUT Facing Phantom - Middle/Zoom Scan (5x5x7) (5x5x7)/Cube 0: Measurement grid: dx=8mm, dy=8mm, dz=5mm
Reference Value = 19.9 V/m; Power Drift = 0.041 dB
Peak SAR (extrapolated) = 0.464 W/kg
SAR(1 g) = 0.384 mW/g; SAR(10 g) = 0.303 mW/g
Maximum value of SAR (measured) = 0.402 mW/g

This report shall not be reproduced except in full, without the written approval of UL Verification Services Ltd.

007: Left Hand Side of EUT Facing Phantom DTM Class 9 CH190
Date: 01/07/2014
DUT: Sony, Type: FCC ID: PY7PM-0804

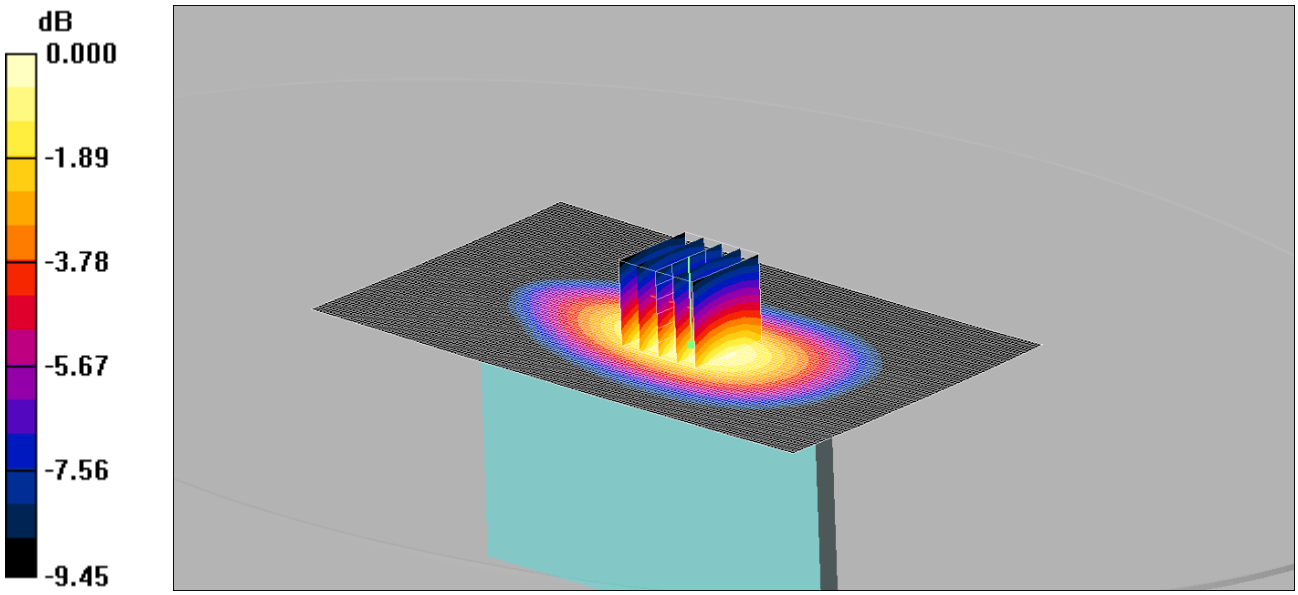

0 dB = 0.282mW/g

Communication System: 850 MHz DTM 9 2TX; Frequency: 836.6 MHz;Duty Cycle: 1:4
Medium: 900 MHz MSL Medium parameters used (interpolated): f = 836.6 MHz; σ = 0.975 mho/m; ε_r = 53.6; ρ = 1000 kg/m^3
Phantom section: Flat Section
DASY4 Configuration:
- Probe: ES3DV3 - SN3335; ConvF(6.15, 6.15, 6.15);
- Sensor-Surface: 4mm (Mechanical Surface Detection)
- Electronics: DAE3 Sn450; Calibrated: 31/10/2013
- Phantom: ELI v5.0; Type: QDOVA002AA; Serial: TP:xxxx
- Measurement SW: DASY4, V4.7 Build 80; Postprocessing SW: SEMCAD, V1.8 Build 186

Left Hand Side of EUT Facing Phantom - Middle/Area Scan 2 (81x141x1): Measurement grid: dx=15mm, dy=15mm
Maximum value of SAR (interpolated) = 0.280 mW/g
Left Hand Side of EUT Facing Phantom - Middle/Zoom Scan (5x5x7) (5x5x7)/Cube 0: Measurement grid: dx=8mm, dy=8mm, dz=5mm
Reference Value = 16.5 V/m; Power Drift = 0.002 dB
Peak SAR (extrapolated) = 0.368 W/kg
SAR(1 g) = 0.263 mW/g; SAR(10 g) = 0.181 mW/g
Maximum value of SAR (measured) = 0.282 mW/g

This report shall not be reproduced except in full, without the written approval of UL Verification Services Ltd.

008: Right Hand Side of EUT Facing Phantom DTM Class 9 CH190
Date: 01/07/2014
DUT: Sony, Type: FCC ID: PY7PM-0804

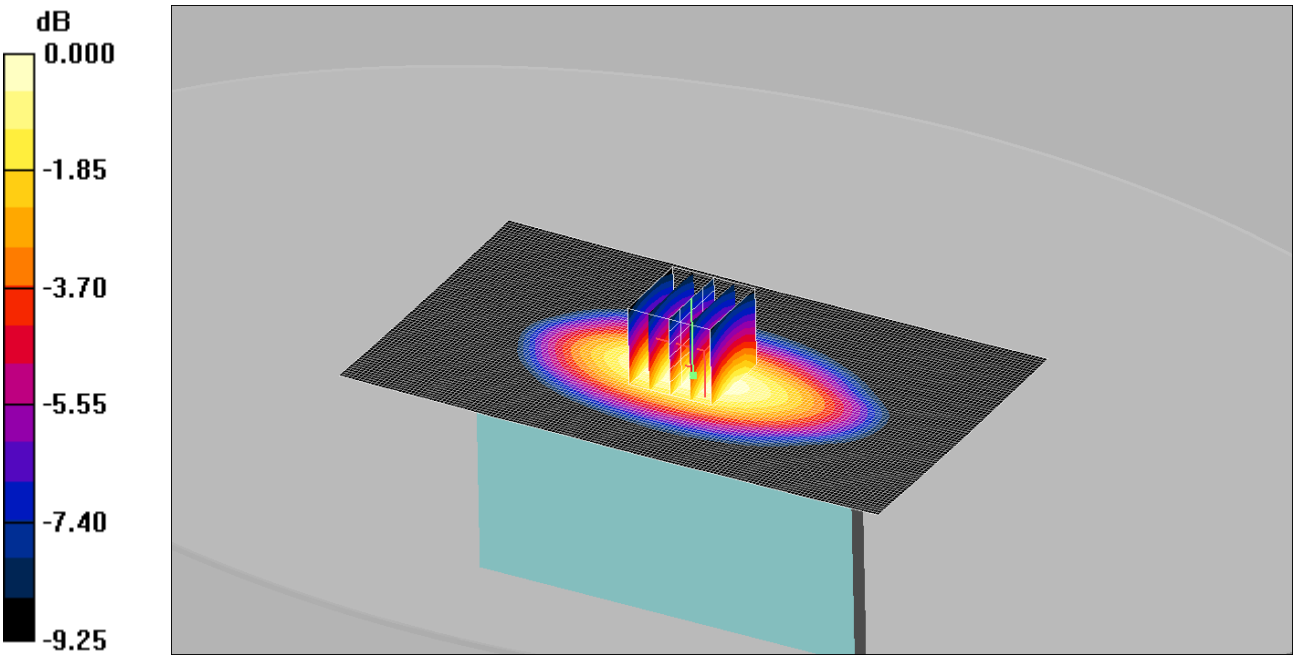

0 dB = 0.430mW/g

Communication System: 850 MHz DTM 9 2TX; Frequency: 836.6 MHz;Duty Cycle: 1:4
Medium: 900 MHz MSL Medium parameters used (interpolated): f = 836.6 MHz; σ = 0.975 mho/m; ε_r = 53.6; ρ = 1000 kg/m^3
Phantom section: Flat Section
DASY4 Configuration:
- Probe: ES3DV3 - SN3335; ConvF(6.15, 6.15, 6.15);
- Sensor-Surface: 4mm (Mechanical Surface Detection)
- Electronics: DAE3 Sn450; Calibrated: 31/10/2013
- Phantom: ELI v5.0; Type: QDOVA002AA; Serial: TP:xxxx
- Measurement SW: DASY4, V4.7 Build 80; Postprocessing SW: SEMCAD, V1.8 Build 186

Right Hand Side of EUT Facing Phantom - Middle/Area Scan 2 (81x141x1): Measurement grid: dx=15mm, dy=15mm
Maximum value of SAR (interpolated) = 0.437 mW/g

Right Hand Side of EUT Facing Phantom - Middle/Zoom Scan (5x5x7) (5x5x7)/Cube 0: Measurement grid: dx=8mm, dy=8mm, dz=5mm
Reference Value = 21.3 V/m; Power Drift = -0.014 dB
Peak SAR (extrapolated) = 0.548 W/kg
SAR(1 g) = 0.401 mW/g; SAR(10 g) = 0.278 mW/g
Maximum value of SAR (measured) = 0.430 mW/g

This report shall not be reproduced except in full, without the written approval of UL Verification Services Ltd.

009: Bottom of EUT Facing Phantom DTM Class 9 CH190
Date: 01/07/2014
DUT: Sony, Type: FCC ID: PY7PM-0804

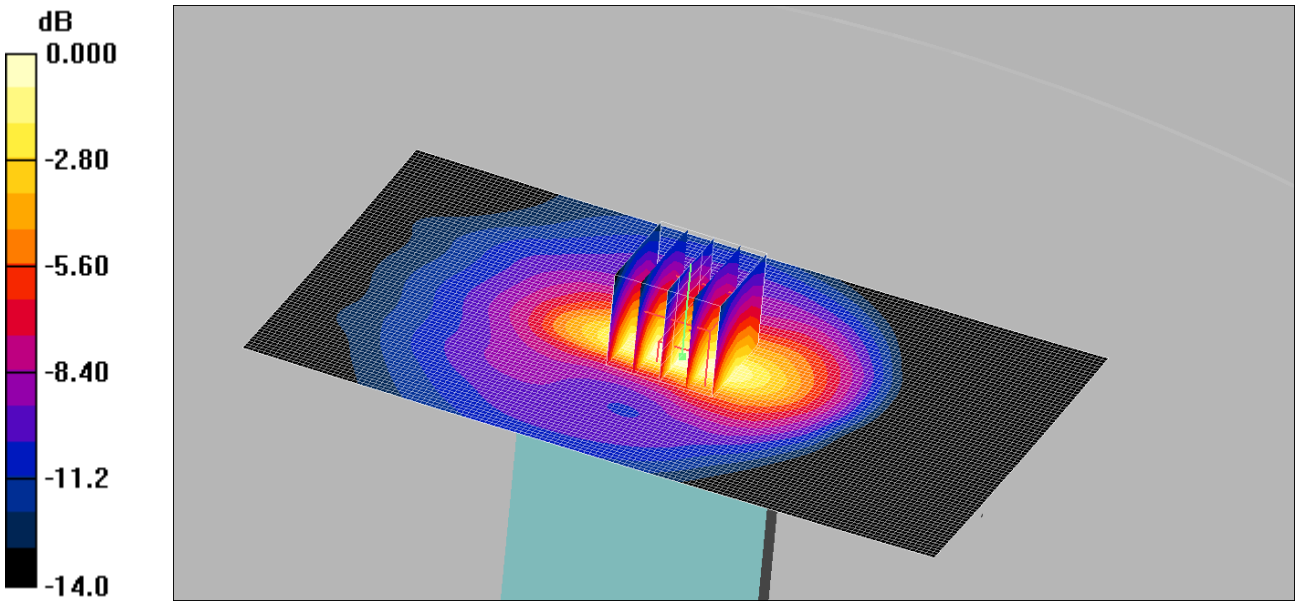

0 dB = 0.112mW/g

Communication System: 850 MHz DTM 9 2TX; Frequency: 836.6 MHz;Duty Cycle: 1:4
Medium: 900 MHz MSL Medium parameters used (interpolated): f = 836.6 MHz; σ = 0.975 mho/m; ε_r = 53.6; ρ = 1000 kg/m^3
Phantom section: Flat Section
DASY4 Configuration:
- Probe: ES3DV3 - SN3335; ConvF(6.15, 6.15, 6.15);
- Sensor-Surface: 4mm (Mechanical Surface Detection)
- Electronics: DAE3 Sn450; Calibrated: 31/10/2013
- Phantom: ELI v5.0; Type: QDOVA002AA; Serial: TP:xxxx
- Measurement SW: DASY4, V4.7 Build 80; Postprocessing SW: SEMCAD, V1.8 Build 186

Bottom of EUT Facing Phantom - Middle/Area Scan 2 (81x141x1): Measurement grid: dx=15mm, dy=15mm
Maximum value of SAR (interpolated) = 0.113 mW/g
Bottom of EUT Facing Phantom - Middle/Zoom Scan (5x5x7) (5x5x7)/Cube 0: Measurement grid: dx=8mm, dy=8mm, dz=5mm
Reference Value = 10.9 V/m; Power Drift = -0.014 dB
Peak SAR (extrapolated) = 0.163 W/kg
SAR(1 g) = 0.100 mW/g; SAR(10 g) = 0.057 mW/g
Maximum value of SAR (measured) = 0.112 mW/g

This report shall not be reproduced except in full, without the written approval of UL Verification Services Ltd.

010: Front of EUT Facing Phantom at 15 mm DTM Class 9 CH190
Date: 1/7/2014
DUT: Sony, Type: FCC ID: PY7PM-0804

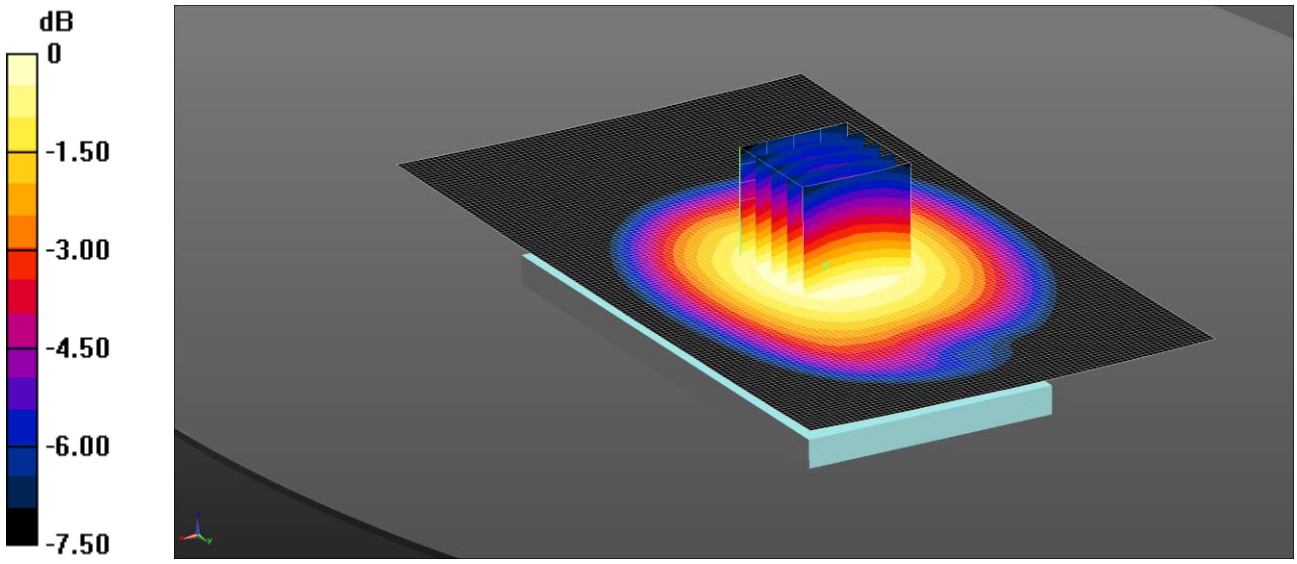

0 dB = 0.399 W/kg = -3.99 dBW/kg

Communication System: UID 0, 850 MHz DTM 9 2TX; Frequency: 836.6 MHz;Duty Cycle: 1:4
Medium: 900 MHz MSL Medium parameters used (interpolated): f = 836.6 MHz; σ = 0.975 S/m; ε_r = 53.561; ρ = 1000 kg/m^3
Phantom section: Flat Section
DASY4 Configuration:
- Probe: ES3DV3 - SN3335; ConvF(6.15, 6.15, 6.15); Calibrated: 8/1/2014;
- Sensor-Surface: 4mm (Mechanical Surface Detection)
- Electronics: DAE3 Sn450; Calibrated: 31/10/2013
- Phantom: ELI v5.0; Type: QDOVA002AA; Serial: TP:xxxx
- ; SEMCAD X Version 14.6.10 (7331)

Configuration/Front of EUT Facing Phantom - Middle/Area Scan 2 (81x141x1): Interpolated grid: dx=1.500 mm, dy=1.500 mm
Maximum value of SAR (interpolated) = 0.397 W/kg
Configuration/Front of EUT Facing Phantom - Middle/Zoom Scan (5x5x7) (5x5x7)/Cube 0: Measurement grid: dx=8mm, dy=8mm, dz=5mm
Reference Value = 20.35 V/m; Power Drift = 0.01 dB
Peak SAR (extrapolated) = 0.466 W/kg
SAR(1 g) = 0.381 W/kg; SAR(10 g) = 0.297 W/kg
Maximum value of SAR (measured) = 0.399 W/kg

This report shall not be reproduced except in full, without the written approval of UL Verification Services Ltd.

011: Back of EUT Facing Phantom at 15 mm DTM Class 9 CH190
Date: 01/07/2014
DUT: Sony, Type: FCC ID: PY7PM-0804

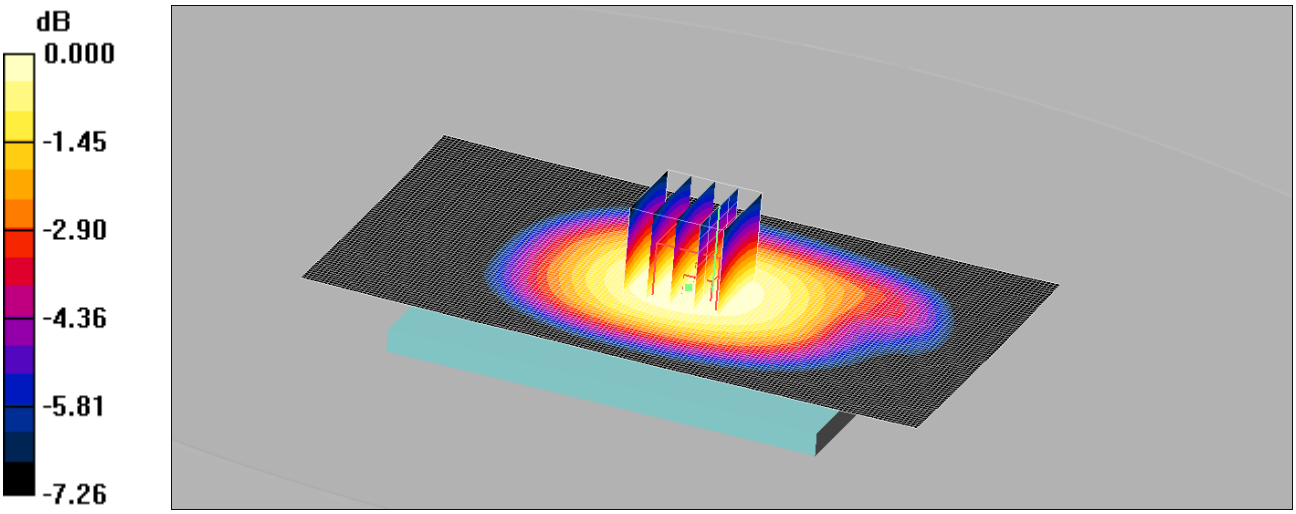

0 dB = 0.383mW/g

Communication System: 850 MHz DTM 9 2TX; Frequency: 836.6 MHz;Duty Cycle: 1:4
Medium: 900 MHz MSL Medium parameters used (interpolated): f = 836.6 MHz; σ = 0.975 mho/m; ε_r = 53.6; ρ = 1000 kg/m^3
Phantom section: Flat Section
DASY4 Configuration:
- Probe: ES3DV3 - SN3335; ConvF(6.15, 6.15, 6.15);
- Sensor-Surface: 4mm (Mechanical Surface Detection)
- Electronics: DAE3 Sn450; Calibrated: 31/10/2013
- Phantom: ELI v5.0; Type: QDOVA002AA; Serial: TP:xxxx
- Measurement SW: DASY4, V4.7 Build 80; Postprocessing SW: SEMCAD, V1.8 Build 186

Back of EUT Facing Phantom - Middle/Area Scan 2 (81x141x1): Measurement grid: dx=15mm, dy=15mm
Maximum value of SAR (interpolated) = 0.383 mW/g
Back of EUT Facing Phantom - Middle/Zoom Scan (5x5x7) (5x5x7)/Cube 0: Measurement grid: dx=8mm, dy=8mm, dz=5mm
Reference Value = 20.2 V/m; Power Drift = -0.017 dB
Peak SAR (extrapolated) = 0.443 W/kg
SAR(1 g) = 0.366 mW/g; SAR(10 g) = 0.286 mW/g
Maximum value of SAR (measured) = 0.383 mW/g

This report shall not be reproduced except in full, without the written approval of UL Verification Services Ltd.

012: Touch Left PCS 1900 DTM Class 11 CH661
Date: 1/6/14
DUT: Sony, Type: FCC ID: PY7PM-0804

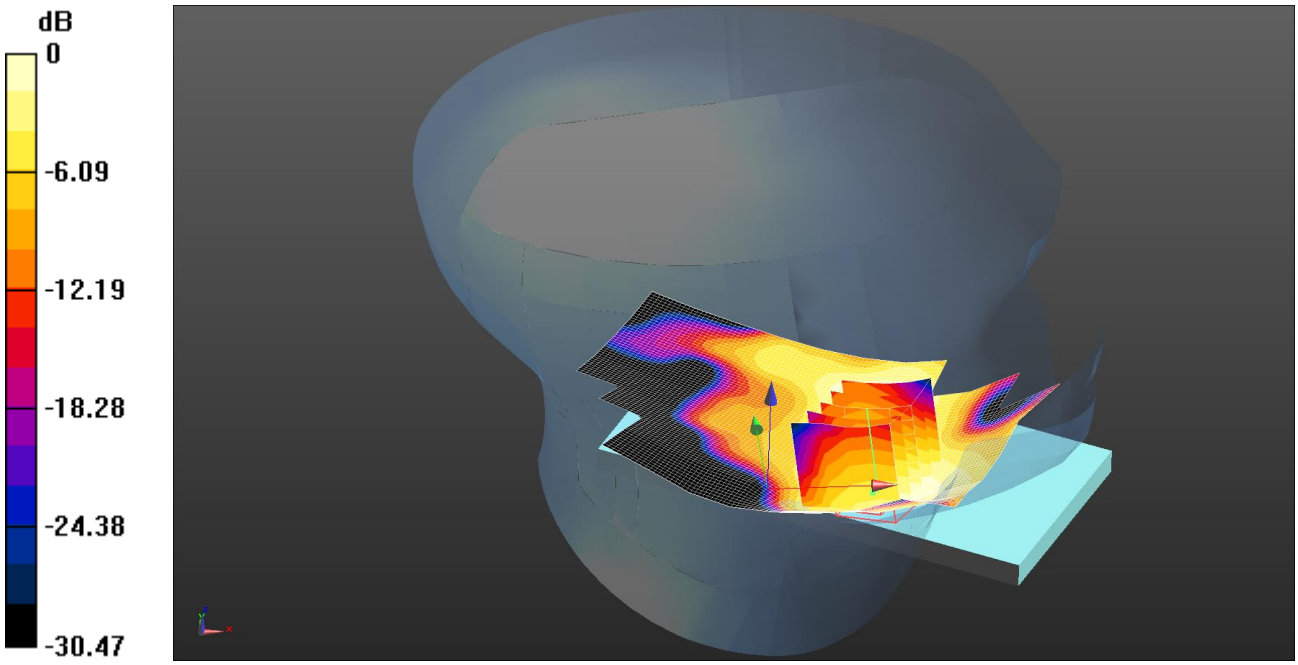

0 dB = 0.138 W/kg = -8.60 dBW/kg

Communication System: UID 0, DTM 11 (0); Frequency: 1880 MHz;Duty Cycle: 1:2.66993
Medium: 1900 MHz HSL Medium parameters used (interpolated): f = 1880 MHz; σ = 1.321 S/m; ε_r = 39.756; ρ = 1000 kg/m^3
Phantom section: Left Section
DASY4 Configuration:
- Probe: EX3DV4 - SN3995; ConvF(7.96, 7.96, 7.96); Calibrated: 9/5/14;
- Sensor-Surface: 4mm (Mechanical Surface Detection)
- Electronics: DAE4 Sn1435; Calibrated: 15/4/14
- Phantom: SAM (30deg probe tilt) with CRP v5.0; Type: QD000P40CD; Serial: TP:1832
- ; SEMCAD X Version 14.6.10 (7331)

Configuration/Touch Left - Middle/Area Scan 3 (71x101x1): Interpolated grid: dx=1.500 mm, dy=1.500 mm
Maximum value of SAR (interpolated) = 0.152 W/kg

Configuration/Touch Left - Middle/Zoom Scan (5x5x7) (5x5x7)/Cube 0: Measurement grid: dx=8mm, dy=8mm, dz=5mm
Reference Value = 9.915 V/m; Power Drift = 0.11 dB
Peak SAR (extrapolated) = 0.197 W/kg
SAR(1 g) = 0.129 W/kg; SAR(10 g) = 0.079 W/kg
Maximum value of SAR (measured) = 0.138 W/kg

This report shall not be reproduced except in full, without the written approval of UL Verification Services Ltd.

013: Tilt Left PCS 1900 DTM Class 11 CH661
Date: 2/7/14
DUT: Sony, Type: FCC ID: PY7PM-0804

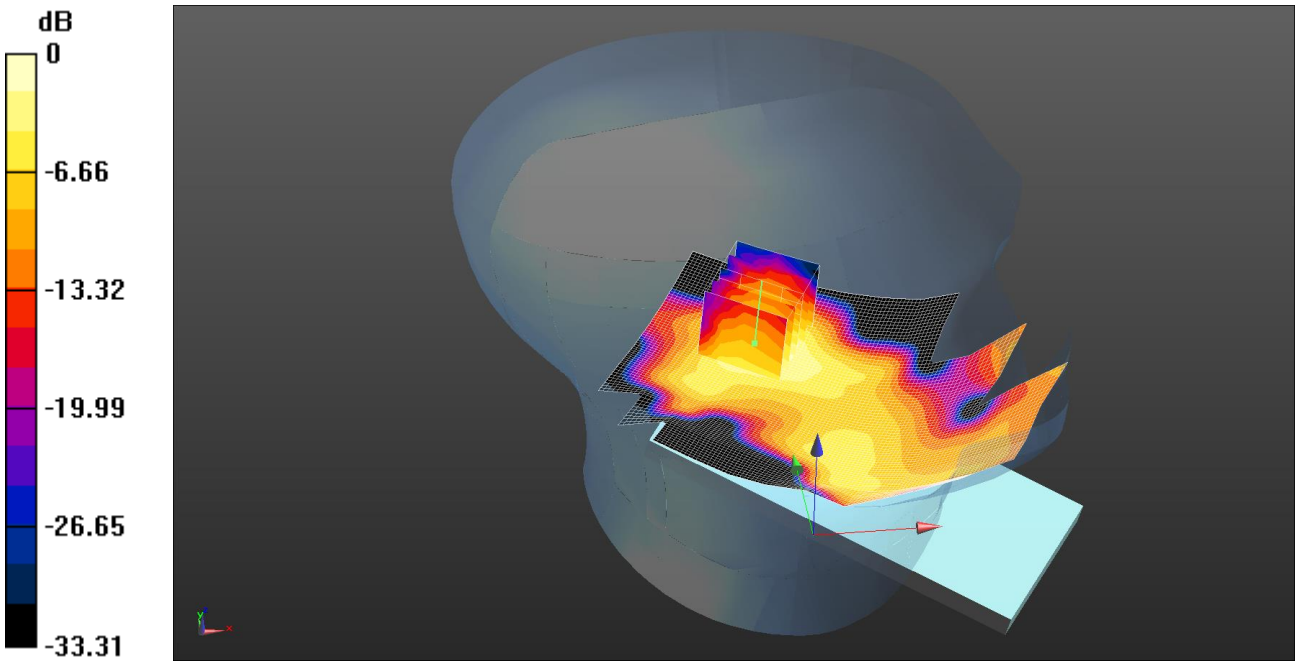

0 dB = 0.0925 W/kg = -10.34 dBW/kg

Communication System: UID 0, DTM 11 (0); Frequency: 1880 MHz;Duty Cycle: 1:2.66993
Medium: 1900 MHz HSL Medium parameters used (interpolated): f = 1880 MHz; σ = 1.321 S/m; ε_r = 39.756; ρ = 1000 kg/m^3
Phantom section: Left Section
DASY4 Configuration:
- Probe: EX3DV4 - SN3995; ConvF(7.96, 7.96, 7.96); Calibrated: 9/5/14;
- Sensor-Surface: 4mm (Mechanical Surface Detection)
- Electronics: DAE4 Sn1435; Calibrated: 15/4/14
- Phantom: SAM (30deg probe tilt) with CRP v5.0; Type: QD000P40CD; Serial: TP:1832
- ; SEMCAD X Version 14.6.10 (7331)

Configuration/Tilt Left - Middle/Area Scan 3 (81x121x1): Interpolated grid: dx=1.500 mm, dy=1.500 mm
Maximum value of SAR (interpolated) = 0.0943 W/kg

Configuration/Tilt Left - Middle/Zoom Scan (5x5x7) (5x5x7)/Cube 0: Measurement grid: dx=8mm, dy=8mm, dz=5mm
Reference Value = 7.772 V/m; Power Drift = -0.01 dB
Peak SAR (extrapolated) = 0.129 W/kg
SAR(1 g) = 0.079 W/kg; SAR(10 g) = 0.042 W/kg
Maximum value of SAR (measured) = 0.0925 W/kg

This report shall not be reproduced except in full, without the written approval of UL Verification Services Ltd.

014: Touch Right PCS 1900 DTM Class 11 CH661
Date: 2/7/14
DUT: Sony, Type: FCC ID: PY7PM-0804

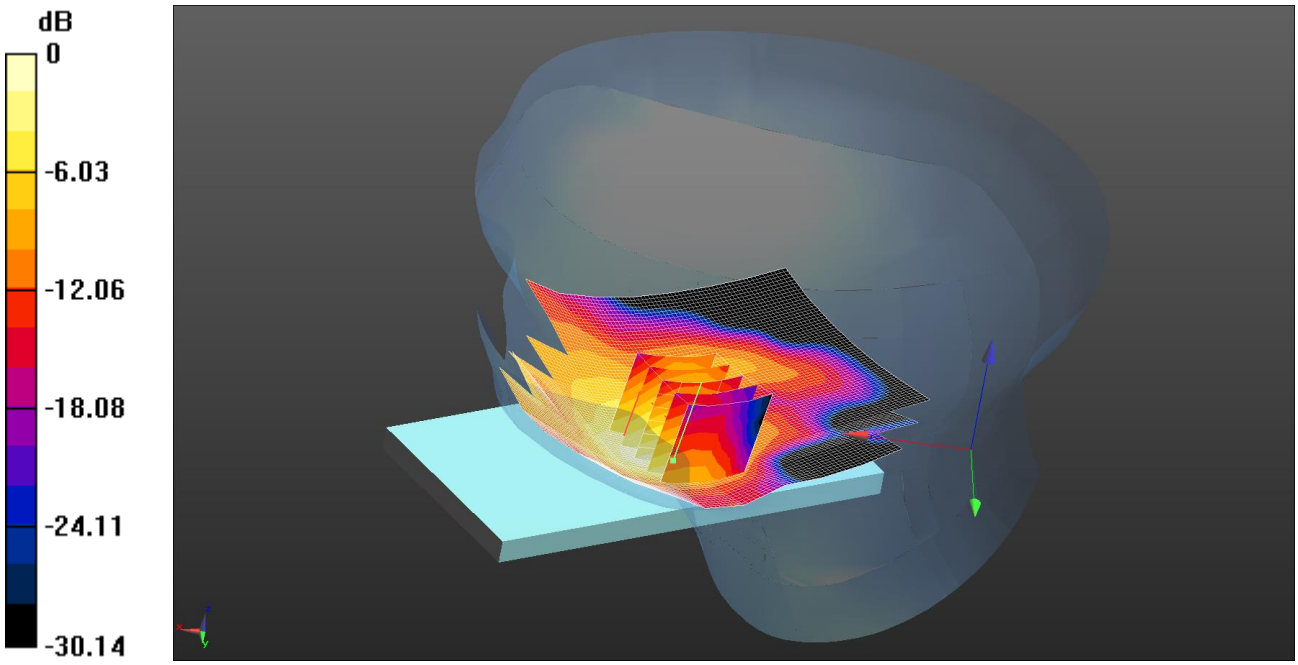

0 dB = 0.221 W/kg = -6.56 dBW/kg

Communication System: UID 0, DTM 11 (0); Frequency: 1880 MHz;Duty Cycle: 1:2.66993
Medium: 1900 MHz HSL Medium parameters used (interpolated): f = 1880 MHz; σ = 1.321 S/m; ε_r = 39.756; ρ = 1000 kg/m^3
Phantom section: Right Section
DASY4 Configuration:
- Probe: EX3DV4 - SN3995; ConvF(7.96, 7.96, 7.96); Calibrated: 9/5/14;
- Sensor-Surface: 4mm (Mechanical Surface Detection)
- Electronics: DAE4 Sn1435; Calibrated: 15/4/14
- Phantom: SAM (30deg probe tilt) with CRP v5.0; Type: QD000P40CD; Serial: TP:1832
- ; SEMCAD X Version 14.6.10 (7331)

Configuration/Touch Right - Middle/Area Scan (81x121x1): Interpolated grid: dx=1.500 mm, dy=1.500 mm
Maximum value of SAR (interpolated) = 0.272 W/kg

Configuration/Touch Right - Middle/Zoom Scan (5x5x7) (5x5x7)/Cube 0: Measurement grid: dx=8mm, dy=8mm, dz=5mm
Reference Value = 12.95 V/m; Power Drift = -0.01 dB
Peak SAR (extrapolated) = 0.318 W/kg
SAR(1 g) = 0.204 W/kg; SAR(10 g) = 0.119 W/kg
Maximum value of SAR (measured) = 0.221 W/kg

This report shall not be reproduced except in full, without the written approval of UL Verification Services Ltd.

015: Tilt Right PCS 1900 DTM Class 11 CH661
Date: 2/7/14
DUT: Sony, Type: FCC ID: PY7PM-0804

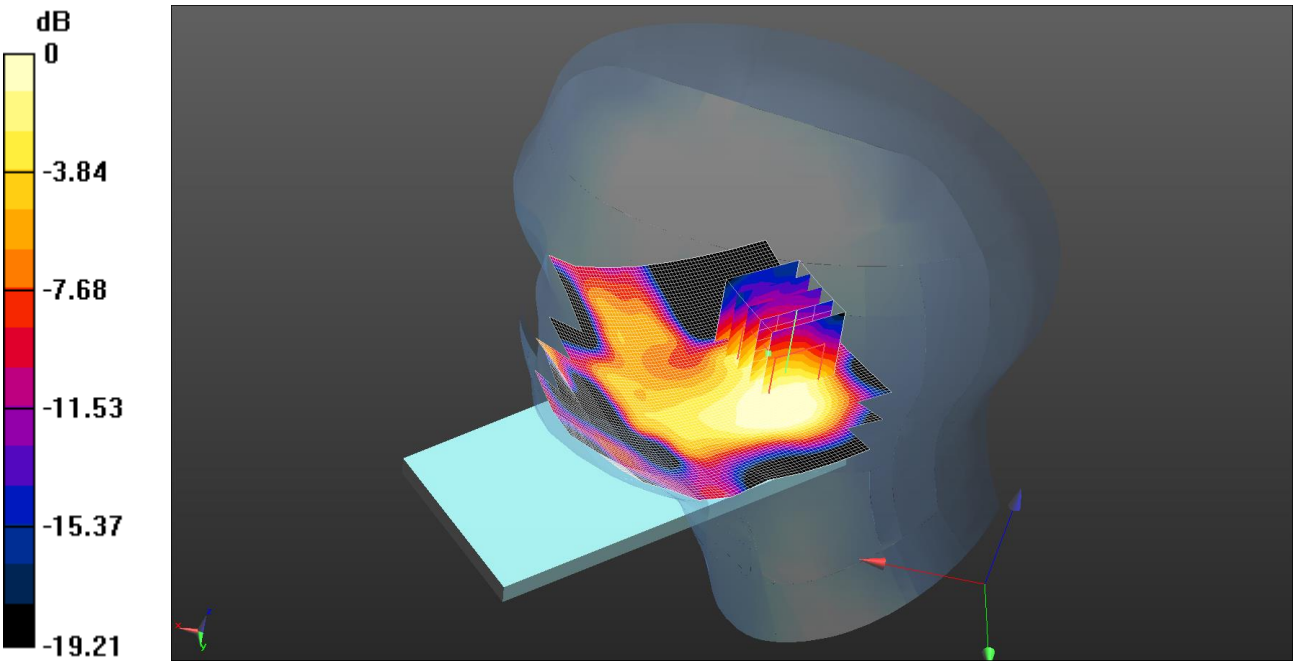

0 dB = 0.0433 W/kg = -13.64 dBW/kg

Communication System: UID 0, DTM 11 (0); Frequency: 1880 MHz;Duty Cycle: 1:2.66993
Medium: 1900 MHz HSL Medium parameters used (interpolated): f = 1880 MHz; σ = 1.321 S/m; ε_r = 39.756; ρ = 1000 kg/m^3
Phantom section: Right Section
DASY4 Configuration:
- Probe: EX3DV4 - SN3995; ConvF(7.96, 7.96, 7.96); Calibrated: 9/5/14;
- Sensor-Surface: 4mm (Mechanical Surface Detection)
- Electronics: DAE4 Sn1435; Calibrated: 15/4/14
- Phantom: SAM (30deg probe tilt) with CRP v5.0; Type: QD000P40CD; Serial: TP:1832
- ; SEMCAD X Version 14.6.10 (7331)

Configuration/Tilt Right - Middle/Area Scan (81x121x1): Interpolated grid: dx=1.500 mm, dy=1.500 mm
Maximum value of SAR (interpolated) = 0.0602 W/kg

Configuration/Tilt Right - Middle/Zoom Scan (5x5x7) 2 (5x5x7)/Cube 0: Measurement grid: dx=8mm, dy=8mm, dz=5mm
Reference Value = 6.443 V/m; Power Drift = -0.18 dB
Peak SAR (extrapolated) = 0.0680 W/kg
SAR(1 g) = 0.040 W/kg; SAR(10 g) = 0.023 W/kg
Maximum value of SAR (measured) = 0.0433 W/kg

This report shall not be reproduced except in full, without the written approval of UL Verification Services Ltd.

016: Front of EUT Facing Phantom PCS 1900 GPRS 4Tx CH661
Date: 2/7/14
DUT: Sony, Type: FCC ID: PY7PM-0804

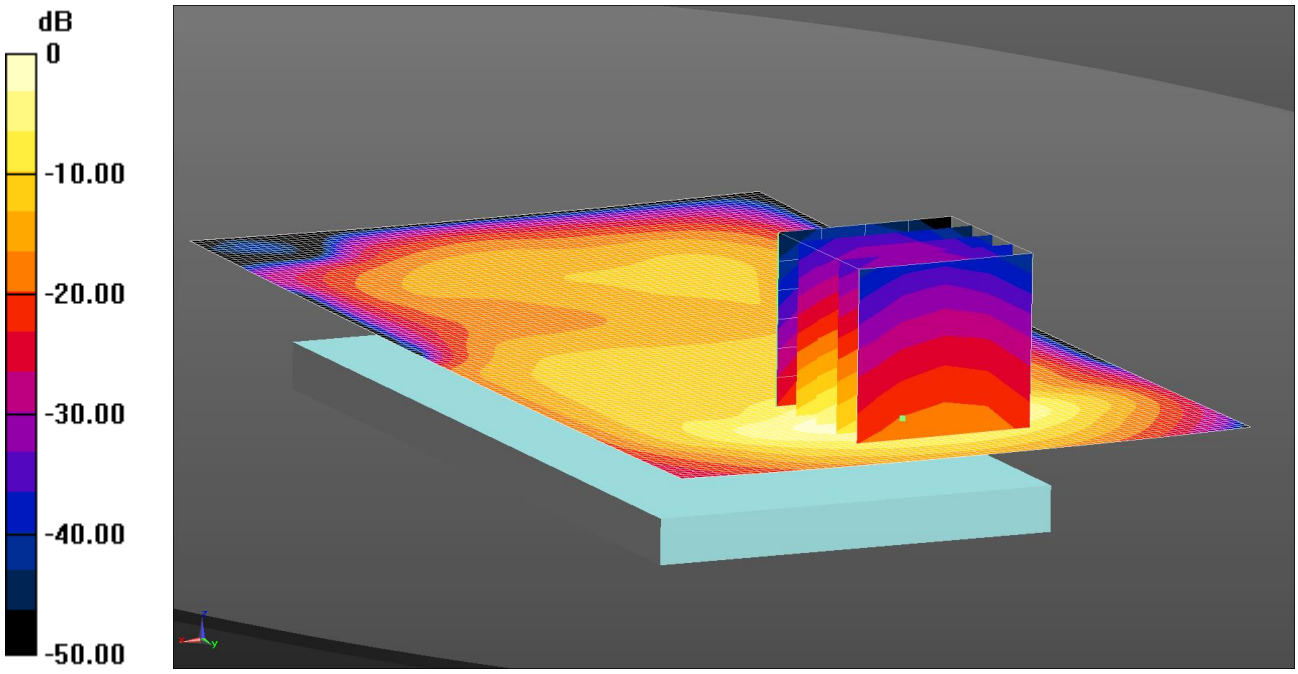

0 dB = 0.708 W/kg = -1.50 dBW/kg

Communication System: UID 0, GPRS 4Tx (0); Frequency: 1880 MHz;Duty Cycle: 1:1.99986
Medium: 1900Mhz MSL Medium parameters used (interpolated): f = 1880 MHz; σ = 1.511 S/m; ε_r = 53.451; ρ = 1000 kg/m^3
Phantom section: Flat Section
DASY4 Configuration:
- Probe: EX3DV4 - SN3995; ConvF(7.74, 7.74, 7.74); Calibrated: 9/5/14;
- Sensor-Surface: 4mm (Mechanical Surface Detection)
- Electronics: DAE4 Sn1435; Calibrated: 15/4/14
- Phantom: ELI v5.0 (30deg probe tilt); Type: QDOVA002AA; Serial: TP:xxxx
- ; SEMCAD X Version 14.6.10 (7331)

Configuration/Front of EUT Facing Phantom - Middle/Area Scan (71x131x1): Interpolated grid: dx=1.500 mm, dy=1.500 mm
Maximum value of SAR (interpolated) = 0.708 W/kg
Configuration/Front of EUT Facing Phantom - Middle/Zoom Scan (5x5x7) (5x5x7)/Cube 0: Measurement grid: dx=8mm, dy=8mm, dz=5mm
Reference Value = 3.675 V/m; Power Drift = -0.01 dB
Peak SAR (extrapolated) = 1.09 W/kg
SAR(1 g) = 0.615 W/kg; SAR(10 g) = 0.320 W/kg
Maximum value of SAR (measured) = 0.686 W/kg

This report shall not be reproduced except in full, without the written approval of UL Verification Services Ltd.

017: Front of EUT Facing Phantom PCS 1900 GPRS 4Tx CH512
Date: 4/7/14
DUT: Sony, Type: FCC ID: PY7PM-0804

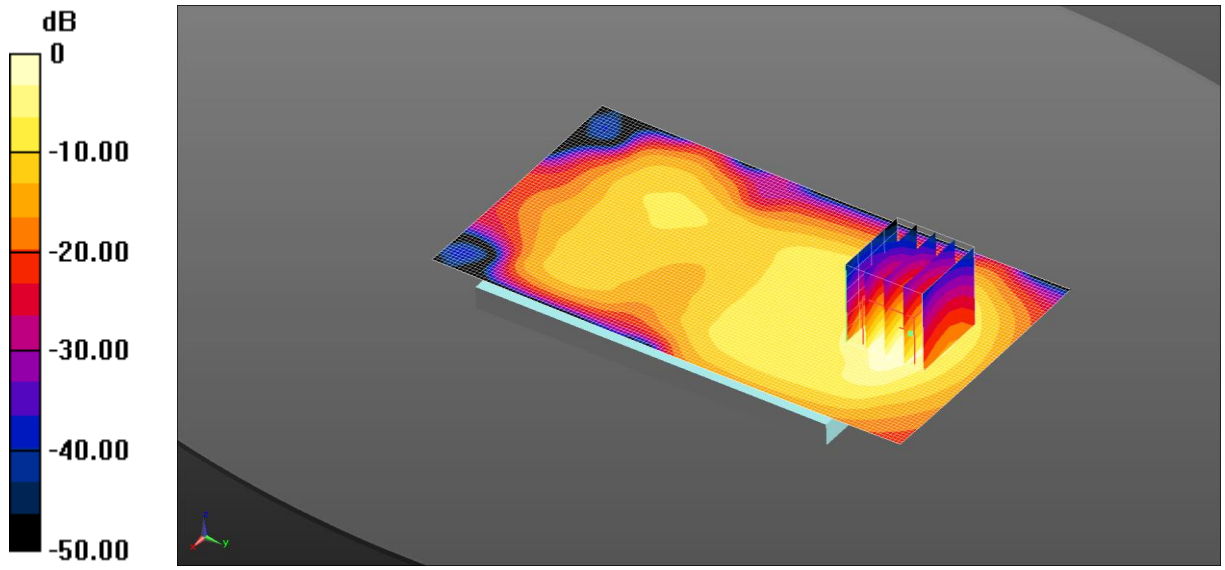

0 dB = 0.417 W/kg = -3.79 dBW/kg

Communication System: UID 0, GPRS 4Tx (0); Frequency: 1850.2 MHz;Duty Cycle: 1:1.99986
Medium: 1900MHz MSL Medium parameters used (interpolated): f = 1850.2 MHz; σ = 1.444 S/m; ε_r = 52.387; ρ = 1000 kg/m^3
Phantom section: Flat Section
DASY4 Configuration:
- Probe: EX3DV4 - SN3995; ConvF(7.74, 7.74, 7.74); Calibrated: 9/5/14;
- Sensor-Surface: 4mm (Mechanical Surface Detection)
- Electronics: DAE4 Sn1435; Calibrated: 15/4/14
- Phantom: ELI v5.0 (30deg probe tilt); Type: QDOVA002AA; Serial: TP:xxxx
- ; SEMCAD X Version 14.6.10 (7331)

Configuration/Front of EUT Facing Phantom - Low/Area Scan (71x131x1): Interpolated grid: dx=1.500 mm, dy=1.500 mm

Maximum value of SAR (interpolated) = 0.417 W/kg

Configuration/Front of EUT Facing Phantom - Low/Zoom Scan (5x5x7) (5x5x7)/Cube 0: Measurement grid: dx=8mm, dy=8mm, dz=5mm
Reference Value = 3.888 V/m; Power Drift = 0.02 dB
Peak SAR (extrapolated) = 0.662 W/kg
SAR(1 g) = 0.376 W/kg; SAR(10 g) = 0.199 W/kg

Maximum value of SAR (measured) = 0.426 W/kg

This report shall not be reproduced except in full, without the written approval of UL Verification Services Ltd.

018: Front of EUT Facing Phantom PCS 1900 GPRS 4Tx CH810
Date: 2/7/14
DUT: Sony, Type: FCC ID: PY7PM-0804

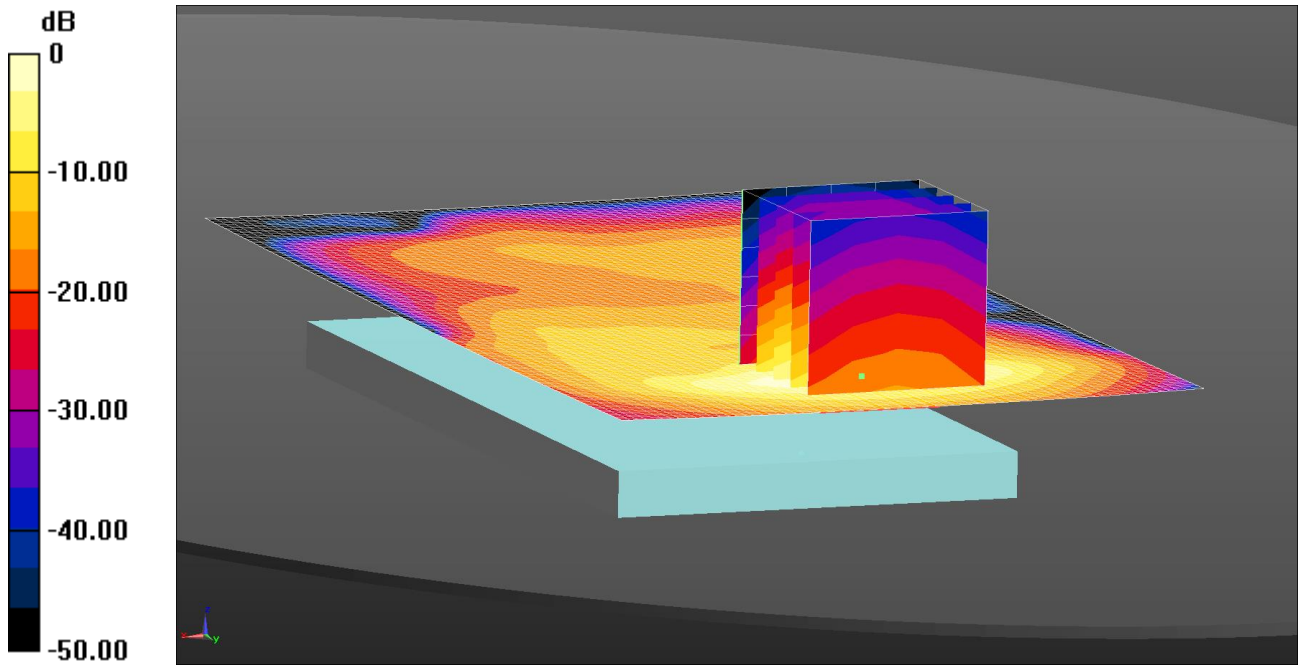

0 dB = 0.761 W/kg = -1.18 dBW/kg

Communication System: UID 0, GPRS 4Tx (0); Frequency: 1909.8 MHz;Duty Cycle: 1:1.99986
Medium: 1900Mhz MSL Medium parameters used (interpolated): f = 1909.8 MHz; σ = 1.54 S/m; ε_r = 53.372; ρ = 1000 kg/m^3
Phantom section: Flat Section
DASY4 Configuration:
- Probe: EX3DV4 - SN3995; ConvF(7.74, 7.74, 7.74); Calibrated: 9/5/14;
- Sensor-Surface: 4mm (Mechanical Surface Detection)
- Electronics: DAE4 Sn1435; Calibrated: 15/4/14
- Phantom: ELI v5.0 (30deg probe tilt); Type: QDOVA002AA; Serial: TP:xxxx
- ; SEMCAD X Version 14.6.10 (7331)

Configuration/Front of EUT Facing Phantom - High/Area Scan (71x131x1): Interpolated grid: dx=1.500 mm, dy=1.500 mm
Maximum value of SAR (interpolated) = 0.761 W/kg
Configuration/Front of EUT Facing Phantom - High/Zoom Scan (5x5x7) (5x5x7)/Cube 0: Measurement grid: dx=8mm, dy=8mm, dz=5mm
Reference Value = 2.901 V/m; Power Drift = 0.14 dB
Peak SAR (extrapolated) = 1.12 W/kg
SAR(1 g) = 0.656 W/kg; SAR(10 g) = 0.333 W/kg
Maximum value of SAR (measured) = 0.743 W/kg

This report shall not be reproduced except in full, without the written approval of UL Verification Services Ltd.

019: Back of EUT Facing Phantom PCS 1900 GPRS 4Tx CH661
Date: 2/7/14
DUT: Sony, Type: FCC ID: PY7PM-0804

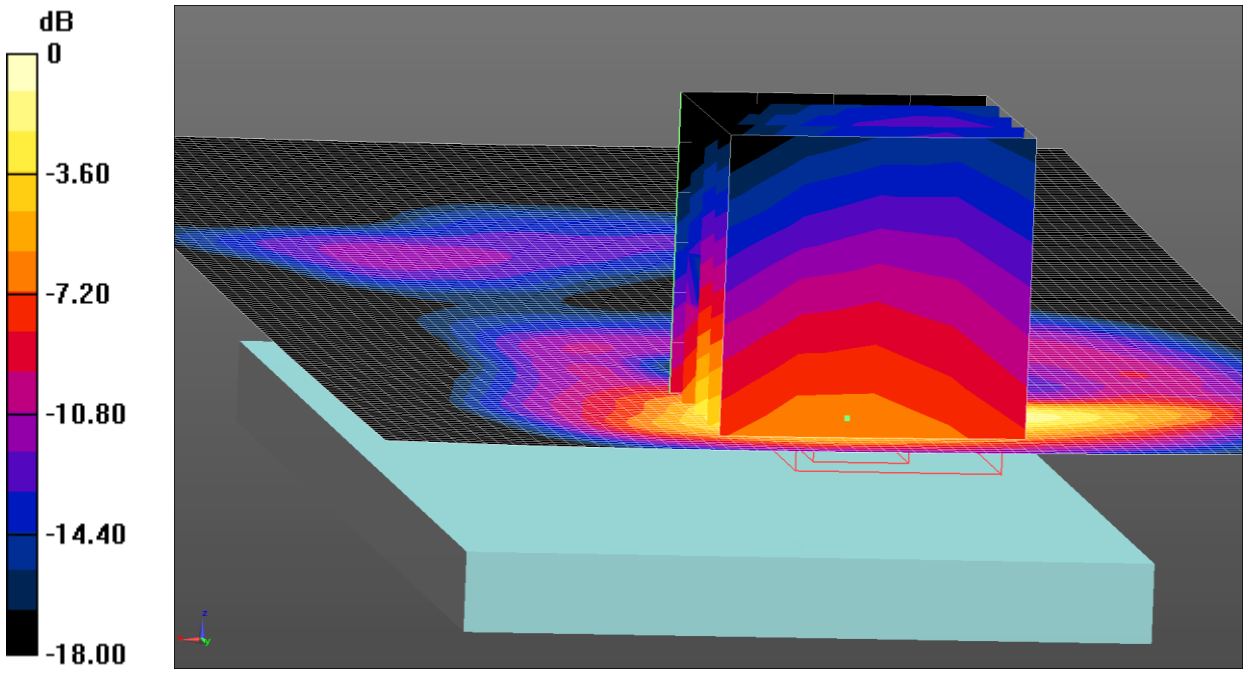

0 dB = 0.477 W/kg = -3.21 dBW/kg

Communication System: UID 0, GPRS 4Tx (0); Frequency: 1880 MHz;Duty Cycle: 1:1.99986
Medium: 1900Mhz MSL Medium parameters used (interpolated): f = 1880 MHz; σ = 1.511 S/m; ε_r = 53.451; ρ = 1000 kg/m^3
Phantom section: Flat Section
DASY4 Configuration:
- Probe: EX3DV4 - SN3995; ConvF(7.74, 7.74, 7.74); Calibrated: 9/5/14;
- Sensor-Surface: 4mm (Mechanical Surface Detection)
- Electronics: DAE4 Sn1435; Calibrated: 15/4/14
- Phantom: ELI v5.0 (30deg probe tilt); Type: QDOVA002AA; Serial: TP:xxxx
- ; SEMCAD X Version 14.6.10 (7331)

Configuration/Back of EUT Facing Phantom - Middle 2 2/Area Scan 2 (71x141x1): Interpolated grid: dx=1.500 mm, dy=1.500 mm
Maximum value of SAR (interpolated) = 0.476 W/kg

Configuration/Back of EUT Facing Phantom - Middle 2 2/Zoom Scan (5x5x7) (5x5x7)/Cube 0: Measurement grid: dx=8mm, dy=8mm, dz=5mm
Reference Value = 2.325 V/m; Power Drift = 0.07 dB
Peak SAR (extrapolated) = 0.644 W/kg
SAR(1 g) = 0.414 W/kg; SAR(10 g) = 0.216 W/ kg
Maximum value of SAR (measured) = 0.477 W/kg

This report shall not be reproduced except in full, without the written approval of UL Verification Services Ltd.

020: Left hand side of EUT Facing Phantom PCS 1900 GPRS 4Tx CH661
Date 2/7/14
DUT: Sony, Type: FCC ID: PY7PM-0804

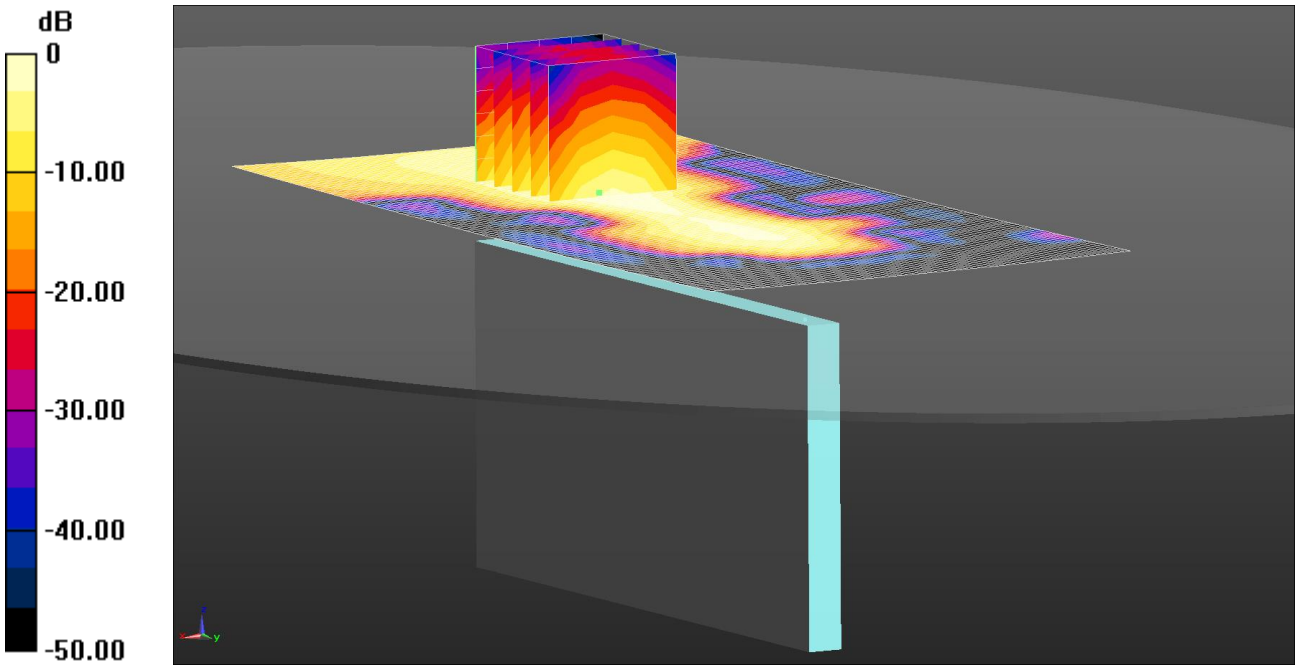

0 dB = 0.0880 W/kg = -10.56 dBW/kg

Communication System: UID 0, GPRS 4Tx (0); Frequency: 1880 MHz;Duty Cycle: 1:1.99986
Medium: 1900Mhz MSL Medium parameters used (interpolated): f = 1880 MHz; σ = 1.511 S/m; ε_r = 53.451; ρ = 1000 kg/m^3
Phantom section: Flat Section
DASY4 Configuration:
- Probe: EX3DV4 - SN3995; ConvF(7.74, 7.74, 7.74); Calibrated: 9/5/14;
- Sensor-Surface: 4mm (Mechanical Surface Detection)
- Electronics: DAE4 Sn1435; Calibrated: 15/4/14
- Phantom: ELI v5.0 (30deg probe tilt); Type: QDOVA002AA; Serial: TP:xxxx
- ; SEMCAD X Version 14.6.10 (7331)

Configuration/Left hand side of EUT Facing Phantom - Middle/Area Scan 2 (71x141x1): Interpolated grid: dx=1.500 mm, dy=1.500 mm
Maximum value of SAR (interpolated) = 0.0880 W/kg
Configuration/Left hand side of EUT Facing Phantom - Middle/Zoom Scan (5x5x7) 2 2 (5x5x7)/Cube 0: Measurement grid: dx=8mm, dy=8mm, dz=5mm
Reference Value = 4.296 V/m; Power Drift = 0.15 dB
Peak SAR (extrapolated) = 0.133 W/kg
SAR(1 g) = 0.077 W/kg; SAR(10 g) = 0.041 W/kg
Maximum value of SAR (measured) = 0.0858 W/kg

This report shall not be reproduced except in full, without the written approval of UL Verification Services Ltd.

021: Right hand side of EUT Facing Phantom PCS 1900 GPRS 4Tx CH661
Date: 2/7/14
DUT: Sony, Type: FCC ID: PY7PM-0804

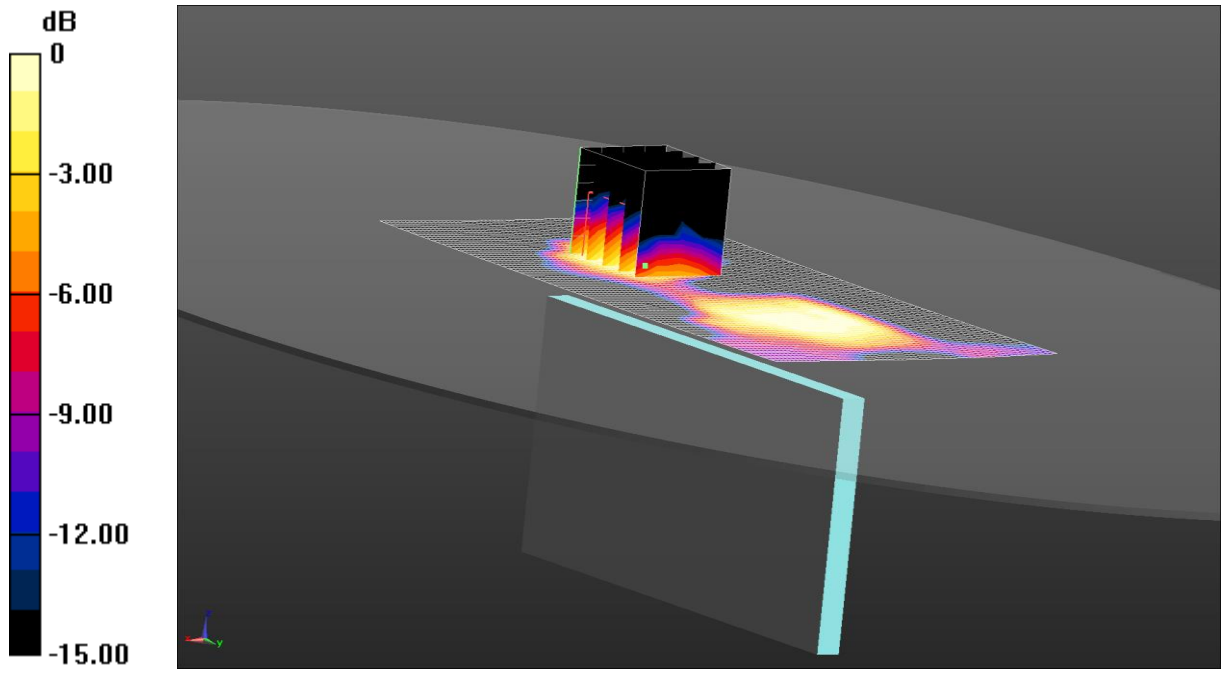

0 dB = 0.0344 W/kg = -14.63 dBW/kg

Communication System: UID 0, GPRS 4Tx (0); Frequency: 1880 MHz;Duty Cycle: 1:1.99986
Medium: 1900Mhz MSL Medium parameters used (interpolated): f = 1880 MHz; σ = 1.511 S/m; ε_r = 53.451; ρ = 1000 kg/m^3
Phantom section: Flat Section
DASY4 Configuration:
- Probe: EX3DV4 - SN3995; ConvF(7.74, 7.74, 7.74); Calibrated: 9/5/14;
- Sensor-Surface: 4mm (Mechanical Surface Detection)
- Electronics: DAE4 Sn1435; Calibrated: 15/4/14
- Phantom: ELI v5.0 (30deg probe tilt); Type: QDOVA002AA; Serial: TP:xxxx
- ; SEMCAD X Version 14.6.10 (7331)

Configuration/Right hand side of EUT Facing Phantom - Middle/Area Scan (71x131x1): Interpolated grid: dx=1.500 mm, dy=1.500 mm
Maximum value of SAR (interpolated) = 0.0415 W/kg
Configuration/Right hand side of EUT Facing Phantom - Middle/Zoom Scan (5x5x7) (5x5x7)/Cube 0: Measurement grid: dx=8mm, dy=8mm, dz=5mm
Reference Value = 1.675 V/m; Power Drift = -0.05 dB
Peak SAR (extrapolated) = 0.0470 W/kg
SAR(1 g) = 0.030 W/kg; SAR(10 g) = 0.016 W/kg
Maximum value of SAR (measured) = 0.0344 W/kg

This report shall not be reproduced except in full, without the written approval of UL Verification Services Ltd.

022: Bottom of EUT Facing Phantom PCS 1900 GPRS 4Tx CH661
Date: 2/7/14
DUT: Sony, Type: FCC ID: PY7PM-0804

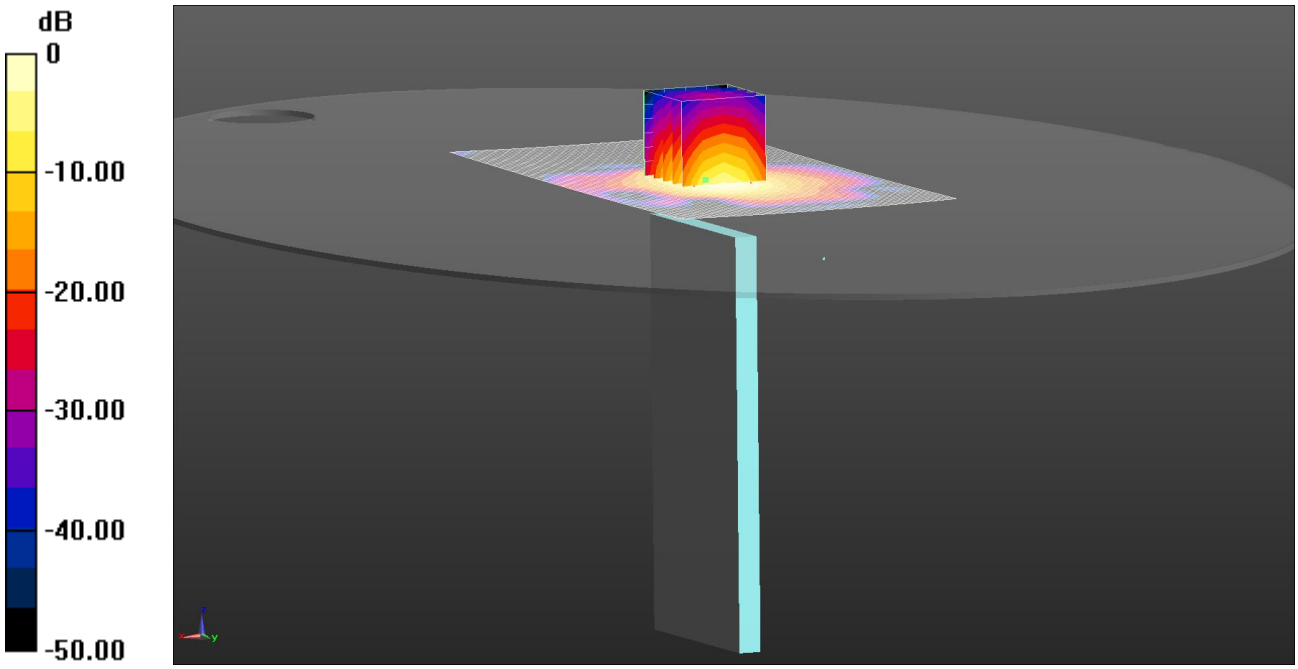

0 dB = 1.01 W/kg = 0.05 dBW/kg

Communication System: UID 0, GPRS 4Tx (0); Frequency: 1880 MHz;Duty Cycle: 1:1.99986
Medium: 1900Mhz MSL Medium parameters used (interpolated): f = 1880 MHz; σ = 1.511 S/m; ε_r = 53.451; ρ = 1000 kg/m^3
Phantom section: Flat Section
DASY4 Configuration:
- Probe: EX3DV4 - SN3995; ConvF(7.74, 7.74, 7.74); Calibrated: 9/5/14;
- Sensor-Surface: 4mm (Mechanical Surface Detection)
- Electronics: DAE4 Sn1435; Calibrated: 15/4/14
- Phantom: ELI v5.0 (30deg probe tilt); Type: QDOVA002AA; Serial: TP:xxxx
- ; SEMCAD X Version 14.6.10 (7331)

Configuration/Bottom of EUT Facing Phantom - Middle/Area Scan (71x131x1): Interpolated grid: dx=1.500 mm, dy=1.500 mm
Maximum value of SAR (interpolated) = 1.01 W/kg
Configuration/Bottom of EUT Facing Phantom - Middle/Zoom Scan (5x5x7) (5x5x7)/Cube 0: Measurement grid: dx=8mm, dy=8mm, dz=5mm
Reference Value = 23.84 V/m; Power Drift = 0.05 dB
Peak SAR (extrapolated) = 1.34 W/kg
SAR(1 g) = 0.767 W/kg; SAR(10 g) = 0.402 W/kg
Maximum value of SAR (measured) = 0.863 W/kg

This report shall not be reproduced except in full, without the written approval of UL Verification Services Ltd.

023: Bottom of EUT Facing Phantom PCS 1900 GPRS 4Tx CH512
Date: 3/7/14
DUT: Sony, Type: FCC ID: PY7PM-0804

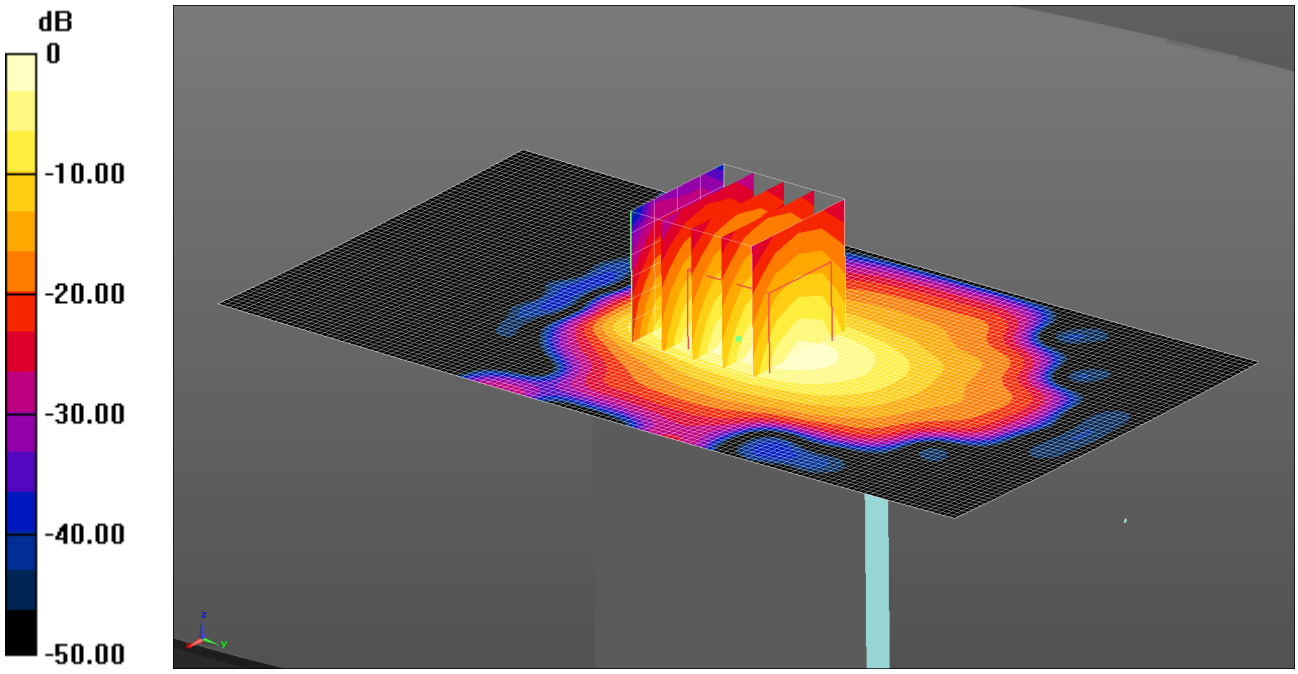

0 dB = 0.638 W/kg = -1.95 dBW/kg

Communication System: UID 0, GPRS 4Tx (0); Frequency: 1850.2 MHz;Duty Cycle: 1:1.99986
Medium: 1900 MHz /MSL Medium parameters used (interpolated): f = 1850.2 MHz; σ = 1.444 S/m; ε_r = 52.387; ρ = 1000 kg/m^3
Phantom section: Flat Section
DASY4 Configuration:
- Probe: EX3DV4 - SN3995; ConvF(7.74, 7.74, 7.74); Calibrated: 9/5/14;
- Sensor-Surface: 4mm (Mechanical Surface Detection)
- Electronics: DAE4 Sn1435; Calibrated: 15/4/14
- Phantom: ELI v5.0 (30deg probe tilt); Type: QDOVA002AA; Serial: TP:xxxx
- ; SEMCAD X Version 14.6.10 (7331)

Configuration/Bottom of EUT Facing Phantom - Low/Area Scan (71x131x1): Interpolated grid: dx=1.500 mm, dy=1.500 mm
Maximum value of SAR (interpolated) = 0.638 W/kg

Configuration/Bottom of EUT Facing Phantom - Low/Zoom Scan (5x5x7) (5x5x7)/Cube 0: Measurement grid: dx=8mm, dy=8mm, dz=5mm
Reference Value = 19.56 V/m; Power Drift = -0.00 dB
Peak SAR (extrapolated) = 0.848 W/kg
SAR(1 g) = 0.490 W/kg; SAR(10 g) = 0.261 W/kg
Maximum value of SAR (measured) = 0.544 W/kg

This report shall not be reproduced except in full, without the written approval of UL Verification Services Ltd.

024: Bottom of EUT Facing Phantom PCS 1900 GPRS 4Tx CH810
Date: 3/7/14
DUT: Sony, Type: FCC ID: PY7PM-0804

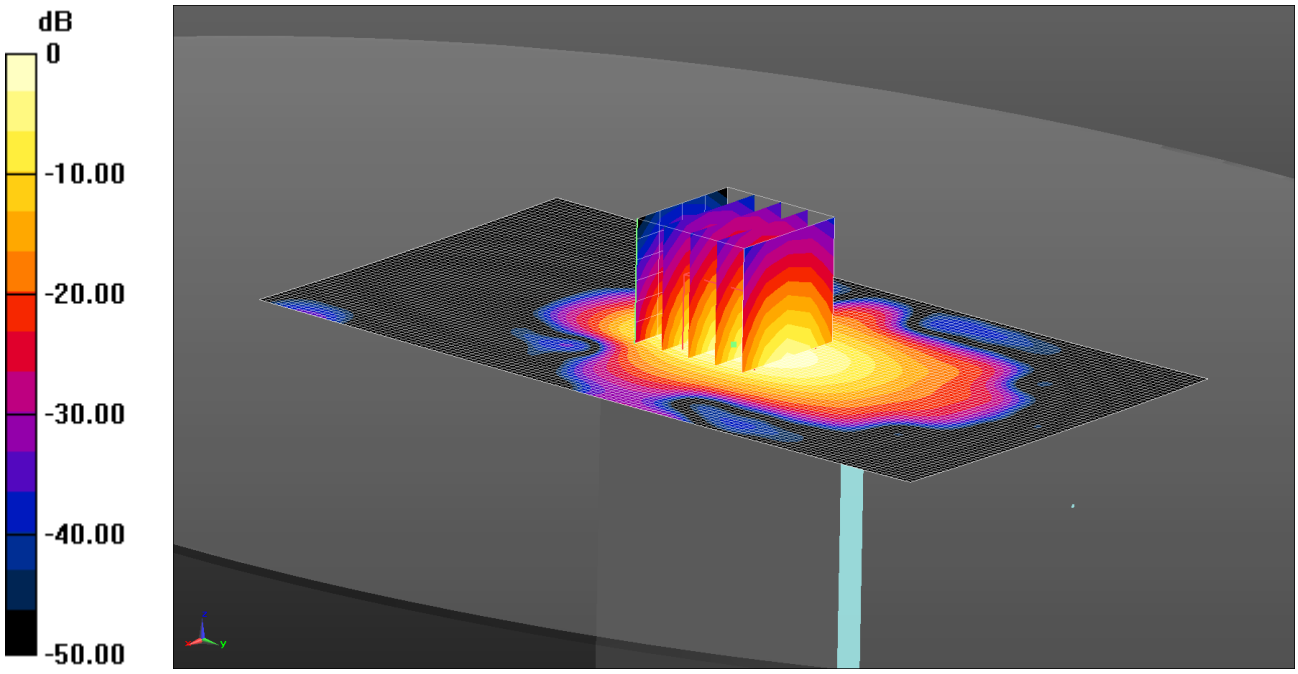

0 dB = 1.10 W/kg = 0.40 dBW/kg

Communication System: UID 0, GPRS 4Tx (0); Frequency: 1909.8 MHz;Duty Cycle: 1:1.99986
Medium: 1900 MHz /MSL Medium parameters used (interpolated): f = 1909.8 MHz; σ = 1.502 S/m; ε_r = 52.278; ρ = 1000 kg/m^3
Phantom section: Flat Section
DASY4 Configuration:
- Probe: EX3DV4 - SN3995; ConvF(7.74, 7.74, 7.74); Calibrated: 9/5/14;
- Sensor-Surface: 4mm (Mechanical Surface Detection)
- Electronics: DAE4 Sn1435; Calibrated: 15/4/14
- Phantom: ELI v5.0 (30deg probe tilt); Type: QDOVA002AA; Serial: TP:xxxx
- ; SEMCAD X Version 14.6.10 (7331)

Configuration/Bottom of EUT Facing Phantom - High/Area Scan (71x131x1): Interpolated grid: dx=1.500 mm, dy=1.500 mm
Maximum value of SAR (interpolated) = 1.10 W/kg

Configuration/Bottom of EUT Facing Phantom - High/Zoom Scan (5x5x7) (5x5x7)/Cube 0: Measurement grid: dx=8mm, dy=8mm, dz=5mm
Reference Value = 25.01 V/m; Power Drift = -0.01 dB
Peak SAR (extrapolated) = 1.47 W/kg
SAR(1 g) = 0.840 W/kg; SAR(10 g) = 0.440 W/kg
Maximum value of SAR (measured) = 0.929 W/kg

This report shall not be reproduced except in full, without the written approval of UL Verification Services Ltd.

025: Front of EUT Facing Phantom PCS 1900 DTM Class 11 CH661
Date: 2/7/14
DUT: Sony, Type: FCC ID: PY7PM-0804

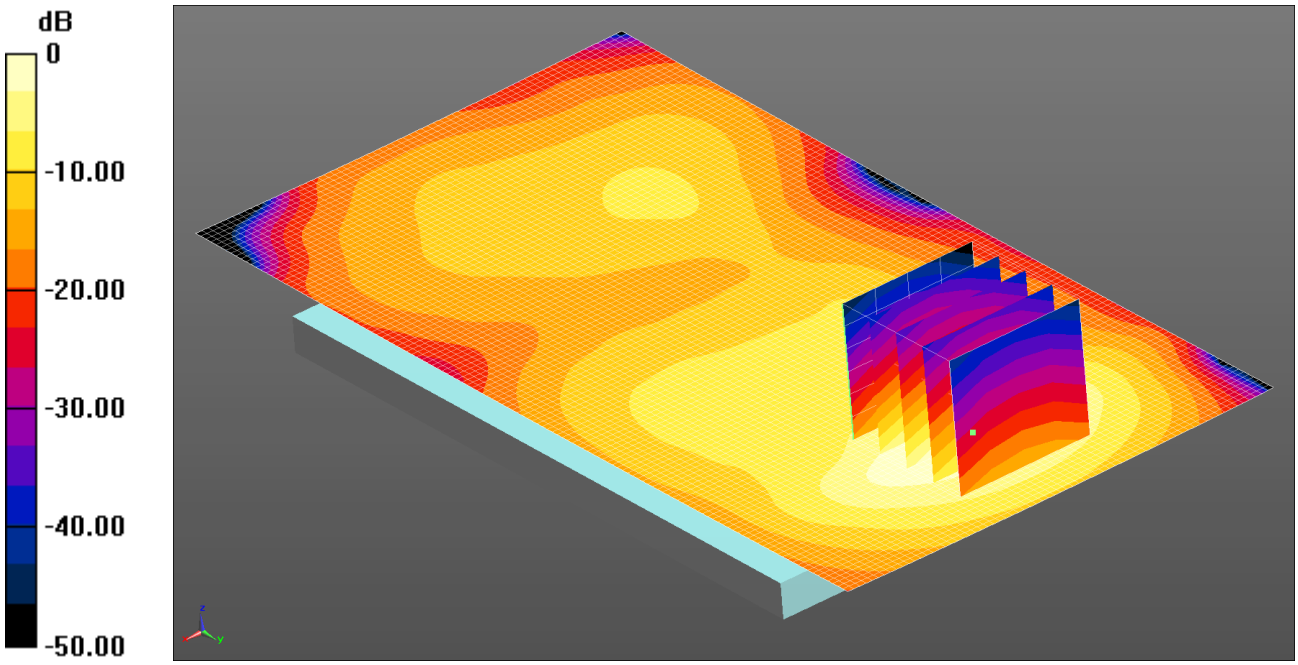

0 dB = 0.503 W/kg = -2.98 dBW/kg

Communication System: UID 0, DTM 11 (0); Frequency: 1880 MHz;Duty Cycle: 1:2.66993
Medium: 1900Mhz MSL Medium parameters used (interpolated): f = 1880 MHz; σ = 1.511 S/m; ε_r = 53.451; ρ = 1000 kg/m^3
Phantom section: Flat Section
DASY4 Configuration:
- Probe: EX3DV4 - SN3995; ConvF(7.74, 7.74, 7.74); Calibrated: 9/5/14;
- Sensor-Surface: 4mm (Mechanical Surface Detection)
- Electronics: DAE4 Sn1435; Calibrated: 15/4/14
- Phantom: ELI v5.0 (30deg probe tilt); Type: QDOVA002AA; Serial: TP:xxxx
- ; SEMCAD X Version 14.6.10 (7331)

Configuration/Front of EUT Facing Phantom - Middle/Area Scan 2 (71x131x1): Interpolated grid: dx=1.500 mm, dy=1.500 mm
Maximum value of SAR (interpolated) = 0.503 W/kg

Configuration/Front of EUT Facing Phantom - Middle/Zoom Scan (5x5x7) 2 (5x5x7)/Cube 0: Measurement grid: dx=8mm, dy=8mm, dz=5mm
Reference Value = 3.571 V/m; Power Drift = 0.05 dB
Peak SAR (extrapolated) = 0.729 W/kg
SAR(1 g) = 0.442 W/kg; SAR(10 g) = 0.249 W/kg
Maximum value of SAR (measured) = 0.475 W/kg

This report shall not be reproduced except in full, without the written approval of UL Verification Services Ltd.

026: Back of EUT Facing Phantom PCS 1900 DTM Class 11 CH661
Date: 2/7/14
DUT: Sony, Type: FCC ID: PY7PM-0804

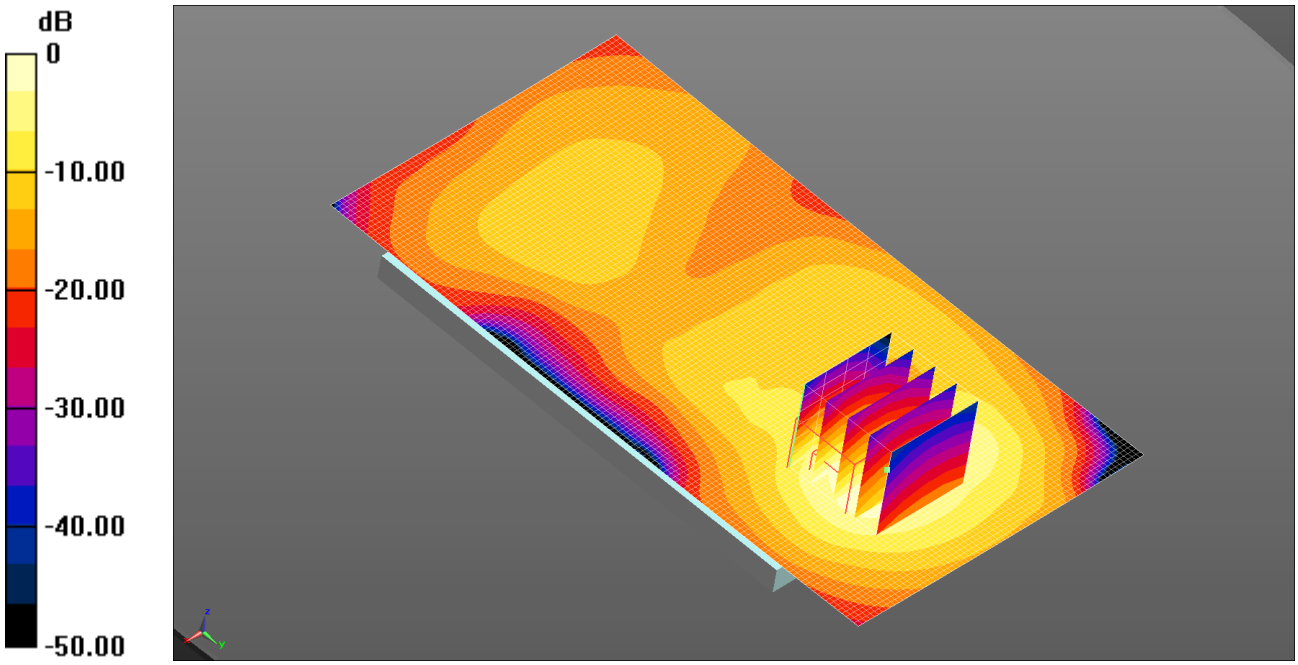

0 dB = 0.512 W/kg = -2.91 dBW/kg

Communication System: UID 0, DTM 11 (0); Frequency: 1880 MHz;Duty Cycle: 1:2.66993
Medium: 1900Mhz MSL Medium parameters used (interpolated): f = 1880 MHz; σ = 1.511 S/m; ε_r = 53.451; ρ = 1000 kg/m^3
Phantom section: Flat Section
DASY4 Configuration:
- Probe: EX3DV4 - SN3995; ConvF(7.74, 7.74, 7.74); Calibrated: 9/5/14;
- Sensor-Surface: 4mm (Mechanical Surface Detection)
- Electronics: DAE4 Sn1435; Calibrated: 15/4/14
- Phantom: ELI v5.0 (30deg probe tilt); Type: QDOVA002AA; Serial: TP:xxxx
- ; SEMCAD X Version 14.6.10 (7331)

Configuration/Back of EUT Facing Phantom - Middle/Area Scan (71x131x1): Interpolated grid: dx=1.500 mm, dy=1.500 mm
Maximum value of SAR (interpolated) = 0.512 W/kg

Configuration/Back of EUT Facing Phantom - Middle/Zoom Scan (5x5x7) 2 2 (5x5x7)/Cube 0: Measurement grid: dx=8mm, dy=8mm, dz=5mm
Reference Value = 3.200 V/m; Power Drift = -0.08 dB
Peak SAR (extrapolated) = 0.769 W/kg
SAR(1 g) = 0.466 W/kg; SAR(10 g) = 0.260 W/kg
Maximum value of SAR (measured) = 0.519 W/kg

This report shall not be reproduced except in full, without the written approval of UL Verification Services Ltd.

027: Touch Left UMTS FDD 2 CH9400
Date: 30/6/14
DUT: Sony, Type: FCC ID: PY7PM-0804

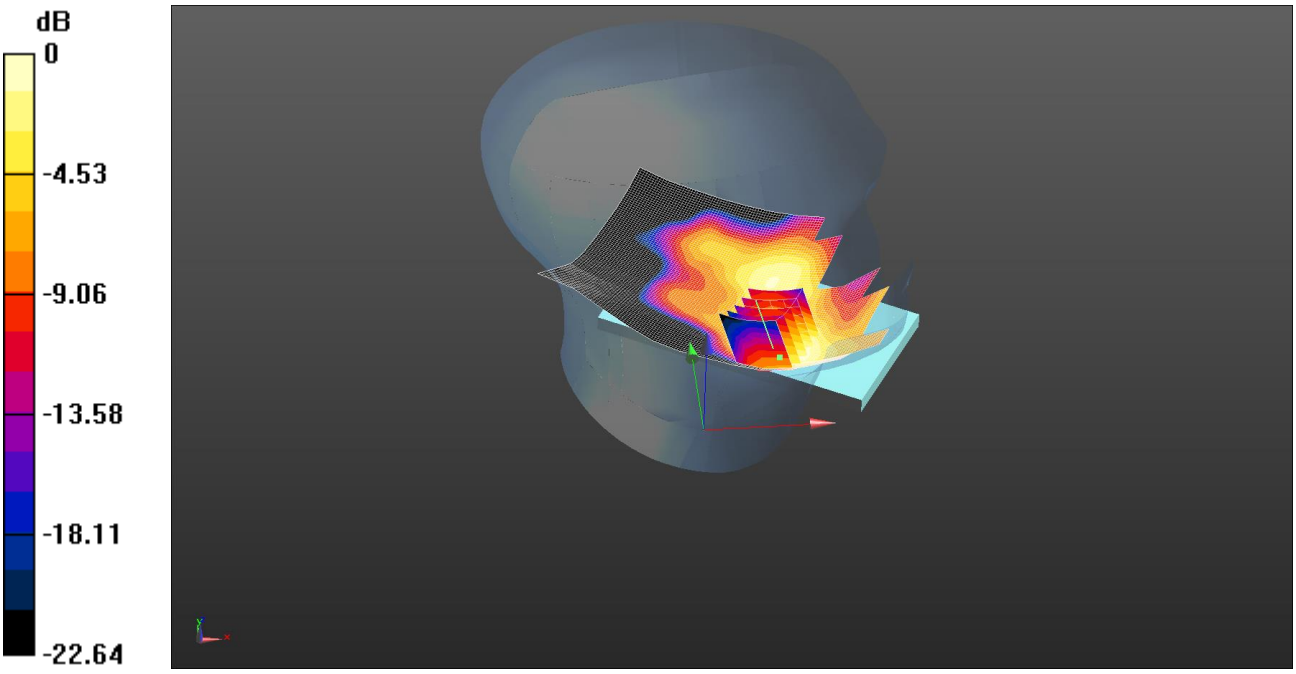

0 dB = 0.250 W/kg = -6.02 dBW/kg

Communication System: UID 0, UMTS-FDD II; Frequency: 1880 MHz;Duty Cycle: 1:1
Medium: 1900 MHz HSL Medium parameters used (interpolated): f = 1880 MHz; σ = 1.321 S/m; ε_r = 39.756; ρ = 1000 kg/m^3
Phantom section: Left Section
DASY4 Configuration:
- Probe: EX3DV4 - SN3995; ConvF(7.96, 7.96, 7.96); Calibrated: 9/5/14;
- Sensor-Surface: 4mm (Mechanical Surface Detection)
- Electronics: DAE4 Sn1435; Calibrated: 15/4/14
- Phantom: SAM (30deg probe tilt) with CRP v5.0; Type: QD000P40CD; Serial: TP:1832
- ; SEMCAD X Version 14.6.10 (7331)

Configuration/Touch Left - Middle/Area Scan (81x121x1): Interpolated grid: dx=1.500 mm, dy=1.500 mm
Maximum value of SAR (interpolated) = 0.303 W/kg

Configuration/Touch Left - Middle/Zoom Scan (5x5x7) (5x5x7)/Cube 0: Measurement grid: dx=8mm, dy=8mm, dz=5mm
Reference Value = 12.58 V/m; Power Drift = 0.17 dB
Peak SAR (extrapolated) = 0.362 W/kg
SAR(1 g) = 0.231 W/kg; SAR(10 g) = 0.142 W/kg
Maximum value of SAR (measured) = 0.250 W/kg

This report shall not be reproduced except in full, without the written approval of UL Verification Services Ltd.

028: Tilt Left UMTS FDD 2 CH9400
Date: 30/6/14
DUT: Sony, Type: FCC ID: PY7PM-0804



0 dB = 0.184 W/kg = -7.35 dBW/kg

Communication System: UID 0, UMTS FDD (0); Frequency: 1880 MHz;Duty Cycle: 1:1
Medium: 1900 MHz HSL Medium parameters used (interpolated): f = 1880 MHz; σ = 1.321 S/m; ε_r = 39.756; ρ = 1000 kg/m^3
Phantom section: Left Section
DASY4 Configuration:
- Probe: EX3DV4 - SN3995; ConvF(7.96, 7.96, 7.96); Calibrated: 9/5/14;
- Sensor-Surface: 4mm (Mechanical Surface Detection)
- Electronics: DAE4 Sn1435; Calibrated: 15/4/14
- Phantom: SAM (30deg probe tilt) with CRP v5.0; Type: QD000P40CD; Serial: TP:1832
- ; SEMCAD X Version 14.6.10 (7331)

Configuration/Tilt Left - Middle/Area Scan (81x121x1): Interpolated grid: dx=1.500 mm, dy=1.500 mm
Maximum value of SAR (interpolated) = 0.179 W/kg

Configuration/Tilt Left - Middle/Zoom Scan (5x5x7) (5x5x7)/Cube 0: Measurement grid: dx=8mm, dy=8mm, dz=5mm
Reference Value = 9.449 V/m; Power Drift = -0.10 dB
Peak SAR (extrapolated) = 0.263 W/kg
SAR(1 g) = 0.160 W/kg; SAR(10 g) = 0.088 W/kg
Maximum value of SAR (measured) = 0.184 W/kg

This report shall not be reproduced except in full, without the written approval of UL Verification Services Ltd.

029: Touch Right UMTS FDD 2 CH9400
Date: 30/6/14
DUT: Sony, Type: FCC ID: PY7PM-0804

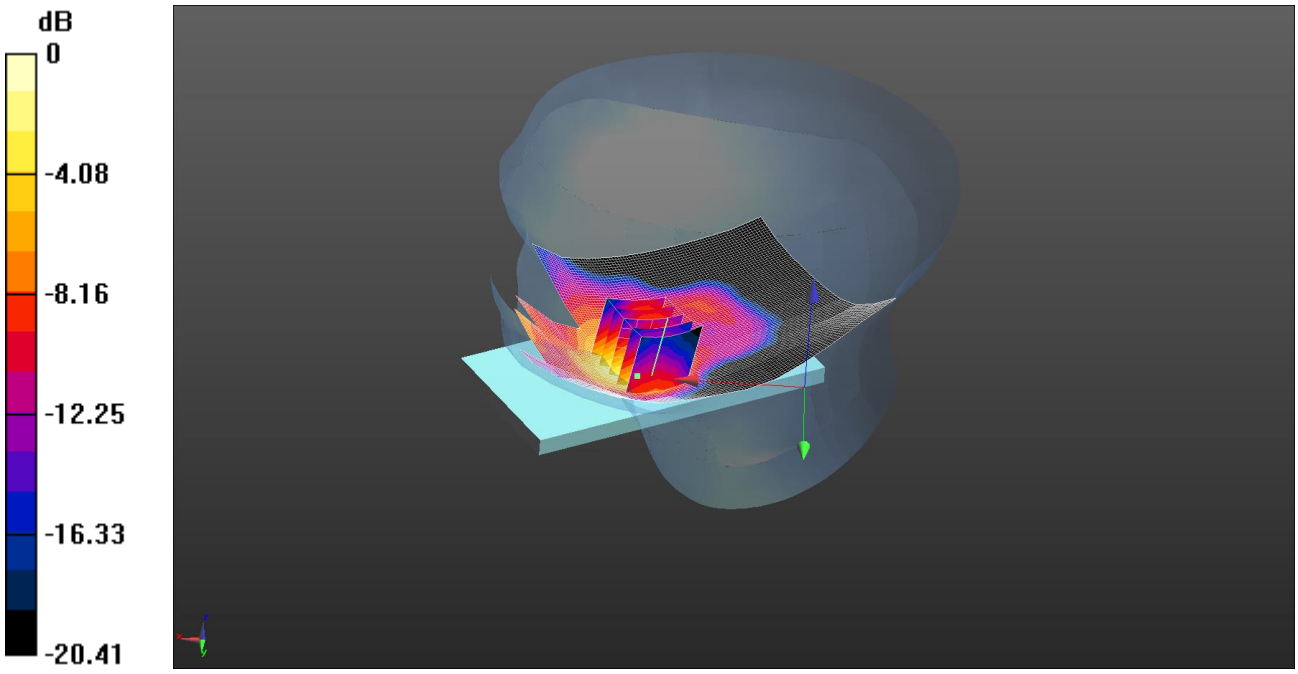

0 dB = 0.449 W/kg = -3.48 dBW/kg

Communication System: UID 0, UMTS-FDD II; Frequency: 1880 MHz;Duty Cycle: 1:1
Medium: 1900 MHz HSL Medium parameters used (interpolated): f = 1880 MHz; σ = 1.321 S/m; ε_r = 39.756; ρ = 1000 kg/m^3
Phantom section: Right Section
DASY4 Configuration:
- Probe: EX3DV4 - SN3995; ConvF(7.96, 7.96, 7.96); Calibrated: 9/5/14;
- Sensor-Surface: 4mm (Mechanical Surface Detection)
- Electronics: DAE4 Sn1435; Calibrated: 15/4/14
- Phantom: SAM (30deg probe tilt) with CRP v5.0; Type: QD000P40CD; Serial: TP:1832
- ; SEMCAD X Version 14.6.10 (7331)

Configuration/Touch Right - Middle/Area Scan (81x121x1): Interpolated grid: dx=1.500 mm, dy=1.500 mm
Maximum value of SAR (interpolated) = 0.434 W/kg

Configuration/Touch Right - Middle/Zoom Scan (5x5x7) (5x5x7)/Cube 0: Measurement grid: dx=8mm, dy=8mm, dz=5mm
Reference Value = 16.41 V/m; Power Drift = 0.43 dB
Peak SAR (extrapolated) = 0.682 W/kg
SAR(1 g) = 0.417 W/kg; SAR(10 g) = 0.240 W/kg
Maximum value of SAR (measured) = 0.449 W/kg

This report shall not be reproduced except in full, without the written approval of UL Verification Services Ltd.

030: Tilt Right UMTS FDD 2 CH9400
Date: 30/6/14
DUT: Sony, Type: FCC ID: PY7PM-0804



0 dB = 0.121 W/kg = -9.17 dBW/kg

Communication System: UID 0, UMTS FDD (0); Frequency: 1880 MHz;Duty Cycle: 1:1
Medium: 1900 MHz HSL Medium parameters used (interpolated): f = 1880 MHz; σ = 1.321 S/m; ε_r = 39.756; ρ = 1000 kg/m^3
Phantom section: Right Section
DASY4 Configuration:
- Probe: EX3DV4 - SN3995; ConvF(7.96, 7.96, 7.96); Calibrated: 9/5/14;
- Sensor-Surface: 4mm (Mechanical Surface Detection)
- Electronics: DAE4 Sn1435; Calibrated: 15/4/14
- Phantom: SAM (30deg probe tilt) with CRP v5.0; Type: QD000P40CD; Serial: TP:1832
- ; SEMCAD X Version 14.6.10 (7331)

Configuration/Tilt Right - Middle/Area Scan (81x121x1): Interpolated grid: dx=1.500 mm, dy=1.500 mm
Maximum value of SAR (interpolated) = 0.139 W/kg

Configuration/Tilt Right - Middle/Zoom Scan (5x5x7) (5x5x7)/Cube 0: Measurement grid: dx=8mm, dy=8mm, dz=5mm
Reference Value = 8.897 V/m; Power Drift = 0.06 dB
Peak SAR (extrapolated) = 0.188 W/kg
SAR(1 g) = 0.117 W/kg; SAR(10 g) = 0.070 W/kg
Maximum value of SAR (measured) = 0.121 W/kg

This report shall not be reproduced except in full, without the written approval of UL Verification Services Ltd.

031: Front of EUT Facing Phantom UMTS 2 CH9400
Date: 30/6/14
DUT: Sony, Type: FCC ID: PY7PM-0804

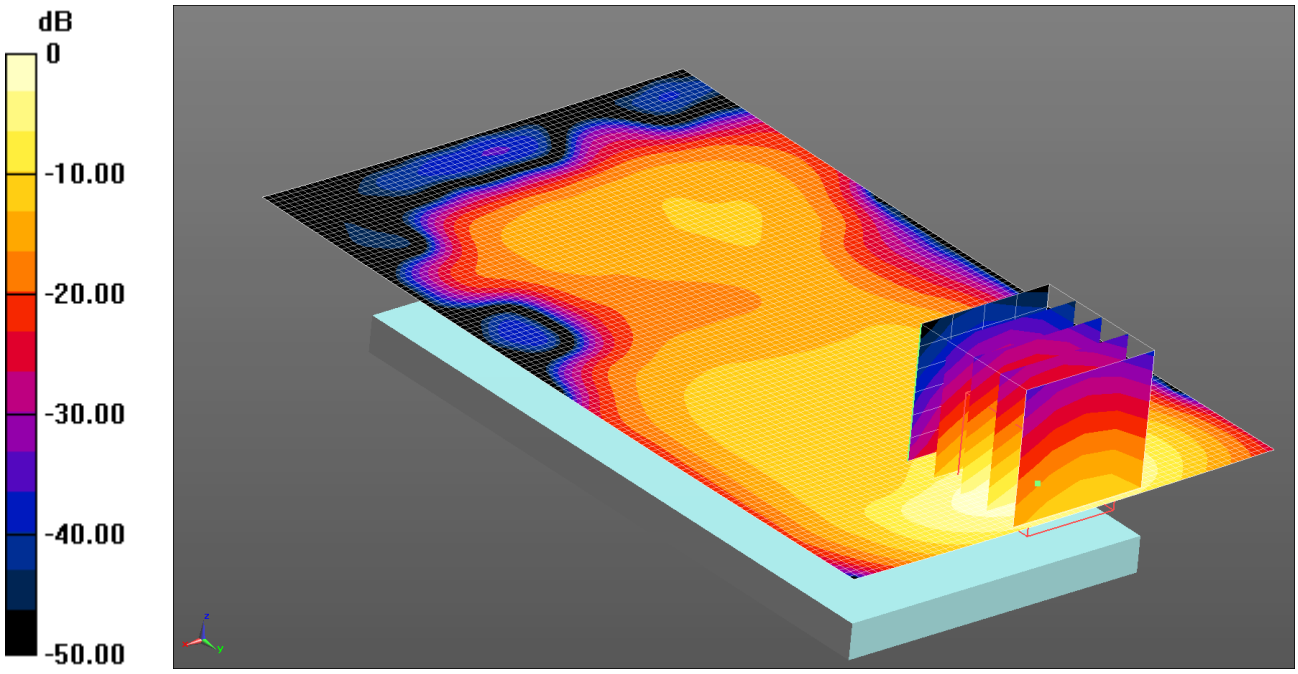

0 dB = 0.781 W/kg = -1.07 dBW/kg

Communication System: UID 0, UMTS FDD (0); Frequency: 1880 MHz;Duty Cycle: 1:1
Medium: 1900Mhz MSL Medium parameters used (interpolated): f = 1880 MHz; σ = 1.511 S/m; ε_r = 53.451; ρ = 1000 kg/m^3
Phantom section: Flat Section
DASY4 Configuration:
- Probe: EX3DV4 - SN3995; ConvF(7.74, 7.74, 7.74); Calibrated: 9/5/14;
- Sensor-Surface: 4mm (Mechanical Surface Detection)
- Electronics: DAE4 Sn1435; Calibrated: 15/4/14
- Phantom: ELI v5.0 (30deg probe tilt); Type: QDOVA002AA; Serial: TP:xxxx
- ; SEMCAD X Version 14.6.10 (7331)

Configuration/Front of EUT Facing Phantom - Mid 2/Area Scan (71x121x1): Interpolated grid: dx=1.500 mm, dy=1.500 mm
Maximum value of SAR (interpolated) = 0.781 W/kg
Configuration/Front of EUT Facing Phantom - Mid 2/Zoom Scan (5x5x7) 2 (5x5x7)/Cube 0: Measurement grid: dx=8mm, dy=8mm, dz=5mm
Reference Value = 3.322 V/m; Power Drift = -0.14 dB
Peak SAR (extrapolated) = 1.17 W/kg
SAR(1 g) = 0.665 W/kg; SAR(10 g) = 0.346 W/kg
Maximum value of SAR (measured) = 0.708 W/kg

This report shall not be reproduced except in full, without the written approval of UL Verification Services Ltd.

032: Back of EUT Facing Phantom UMTS 2 CH9400
Date: 30/6/14
DUT: Sony, Type: FCC ID: PY7PM-0804

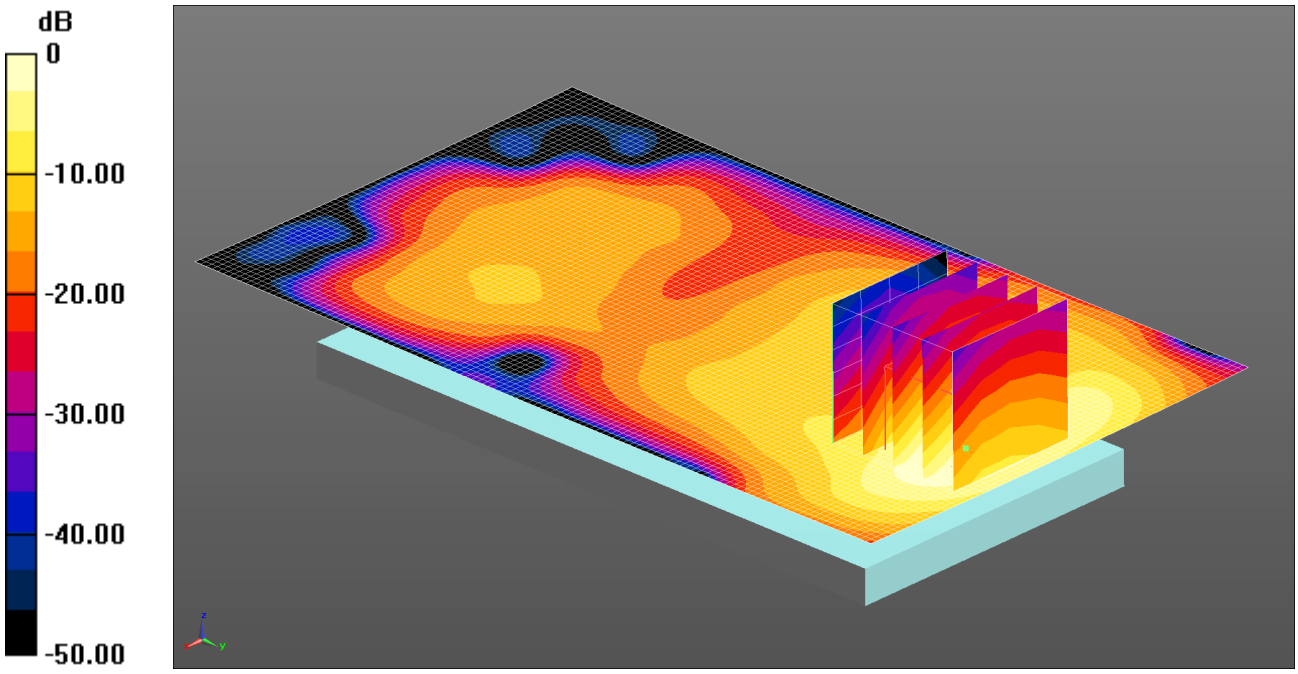

0 dB = 0.607 W/kg = -2.17 dBW/kg

Communication System: UID 0, UMTS FDD (0); Frequency: 1880 MHz;Duty Cycle: 1:1
Medium: 1900Mhz MSL Medium parameters used (interpolated): f = 1880 MHz; σ = 1.511 S/m; ε_r = 53.451; ρ = 1000 kg/m^3
Phantom section: Flat Section
DASY4 Configuration:
- Probe: EX3DV4 - SN3995; ConvF(7.74, 7.74, 7.74); Calibrated: 9/5/14;
- Sensor-Surface: 4mm (Mechanical Surface Detection)
- Electronics: DAE4 Sn1435; Calibrated: 15/4/14
- Phantom: ELI v5.0 (30deg probe tilt); Type: QDOVA002AA; Serial: TP:xxxx
- ; SEMCAD X Version 14.6.10 (7331)

Configuration/Back of EUT Facing Phantom - Mid/Area Scan (71x121x1): Interpolated grid: dx=1.500 mm, dy=1.500 mm
Maximum value of SAR (interpolated) = 0.607 W/kg
Configuration/Back of EUT Facing Phantom - Mid/Zoom Scan (5x5x7) 2 (5x5x7)/Cube 0: Measurement grid: dx=8mm, dy=8mm, dz=5mm
Reference Value = 2.362 V/m; Power Drift = -0.06 dB
Peak SAR (extrapolated) = 0.985 W/kg
SAR(1 g) = 0.556 W/kg; SAR(10 g) = 0.292 W/kg
Maximum value of SAR (measured) = 0.589 W/kg

This report shall not be reproduced except in full, without the written approval of UL Verification Services Ltd.

033: Left hand side of EUT Facing Phantom UMTS 2 CH9400
Date: 30/6/14
DUT: Sony, Type: FCC ID: PY7PM-0804

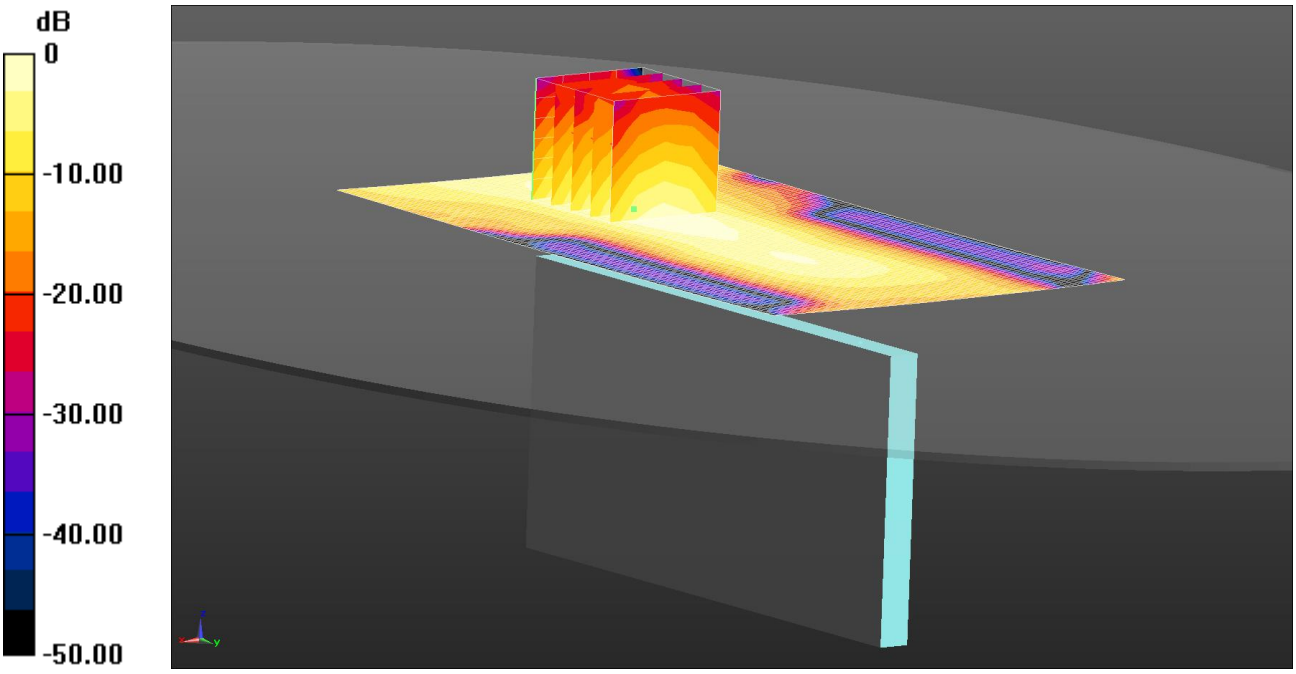

0 dB = 0.0771 W/kg = -11.13 dBW/kg

Communication System: UID 0, UMTS FDD (0); Frequency: 1880 MHz;Duty Cycle: 1:1
Medium: 1900Mhz MSL Medium parameters used (interpolated): f = 1880 MHz; σ = 1.511 S/m; ε_r = 53.451; ρ = 1000 kg/m^3
Phantom section: Flat Section
DASY4 Configuration:
- Probe: EX3DV4 - SN3995; ConvF(7.74, 7.74, 7.74); Calibrated: 9/5/14;
- Sensor-Surface: 4mm (Mechanical Surface Detection)
- Electronics: DAE4 Sn1435; Calibrated: 15/4/14
- Phantom: ELI v5.0 (30deg probe tilt); Type: QDOVA002AA; Serial: TP:xxxx
- ; SEMCAD X Version 14.6.10 (7331)

Configuration/Left hand side of EUT Facing Phantom - Mid/Area Scan (71x121x1): Interpolated grid: dx=1.500 mm, dy=1.500 mm
Maximum value of SAR (interpolated) = 0.0771 W/kg
Configuration/Left hand side of EUT Facing Phantom - Mid/Zoom Scan (5x5x7) 2 (5x5x7)/Cube 0: Measurement grid: dx=8mm, dy=8mm, dz=5mm
Reference Value = 4.971 V/m; Power Drift = 0.02 dB
Peak SAR (extrapolated) = 0.117 W/kg
SAR(1 g) = 0.071 W/kg; SAR(10 g) = 0.040 W/kg
Maximum value of SAR (measured) = 0.0795 W/kg

This report shall not be reproduced except in full, without the written approval of UL Verification Services Ltd.

034: Right hand side of EUT Facing Phantom UMTS 2 CH9400
Date: 30/6/14
DUT: Sony, Type: FCC ID: PY7PM-0804

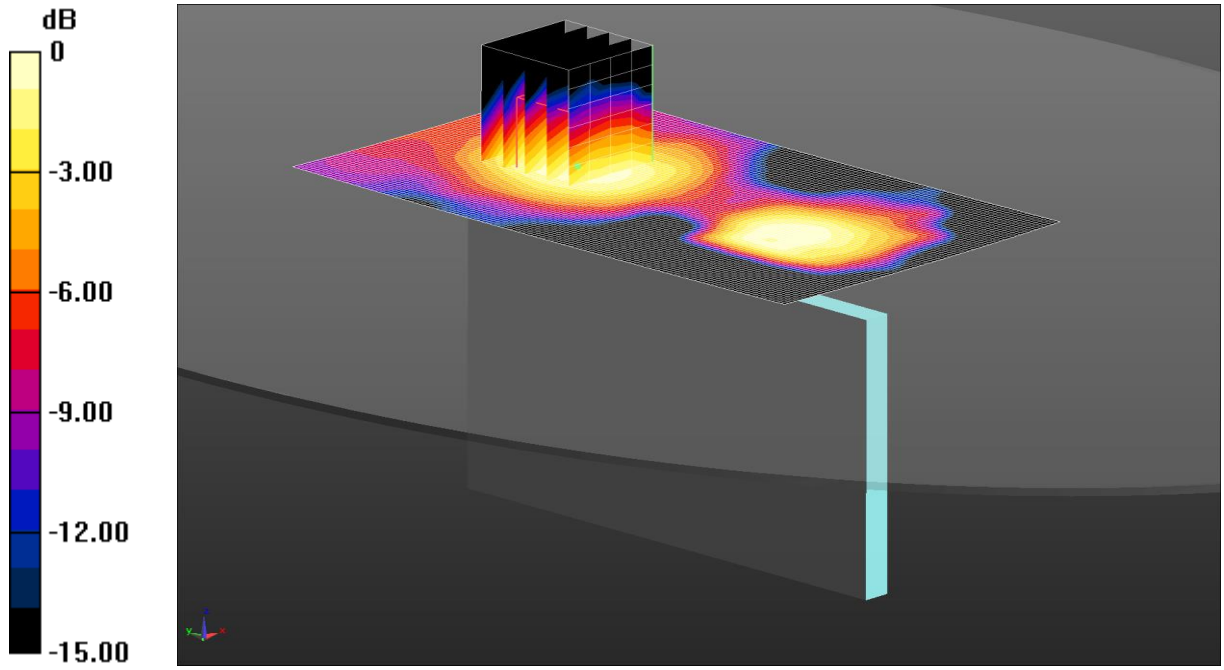

0 dB = 0.0359 W/kg = -14.45 dBW/kg

Communication System: UID 0, UMTS FDD (0); Frequency: 1880 MHz;Duty Cycle: 1:1
Medium: 1900Mhz MSL Medium parameters used (interpolated): f = 1880 MHz; σ = 1.511 S/m; ε_r = 53.451; ρ = 1000 kg/m^3
Phantom section: Flat Section
DASY4 Configuration:
- Probe: EX3DV4 - SN3995; ConvF(7.74, 7.74, 7.74); Calibrated: 9/5/14;
- Sensor-Surface: 4mm (Mechanical Surface Detection)
- Electronics: DAE4 Sn1435; Calibrated: 15/4/14
- Phantom: ELI v5.0 (30deg probe tilt); Type: QDOVA002AA; Serial: TP:xxxx
- ; SEMCAD X Version 14.6.10 (7331)

Configuration/Right hand side of EUT Facing Phantom - Mid/Area Scan (71x121x1): Interpolated grid: dx=1.500 mm, dy=1.500 mm
Maximum value of SAR (interpolated) = 0.0377 W/kg
Configuration/Right hand side of EUT Facing Phantom - Mid/Zoom Scan (5x5x7) 2 2 (5x5x7)/Cube 0: Measurement grid: dx=8mm, dy=8mm, dz=5mm
Reference Value = 1.560 V/m; Power Drift = 0.19 dB
Peak SAR (extrapolated) = 0.0500 W/kg
SAR(1 g) = 0.032 W/kg; SAR(10 g) = 0.020 W/kg

Maximum value of SAR (measured) = 0.0359 W/kg

This report shall not be reproduced except in full, without the written approval of UL Verification Services Ltd.

035: Bottom of EUT Facing Phantom UMTS 2 CH9400
Date: 30/6/14
DUT: Sony, Type: FCC ID: PY7PM-0804

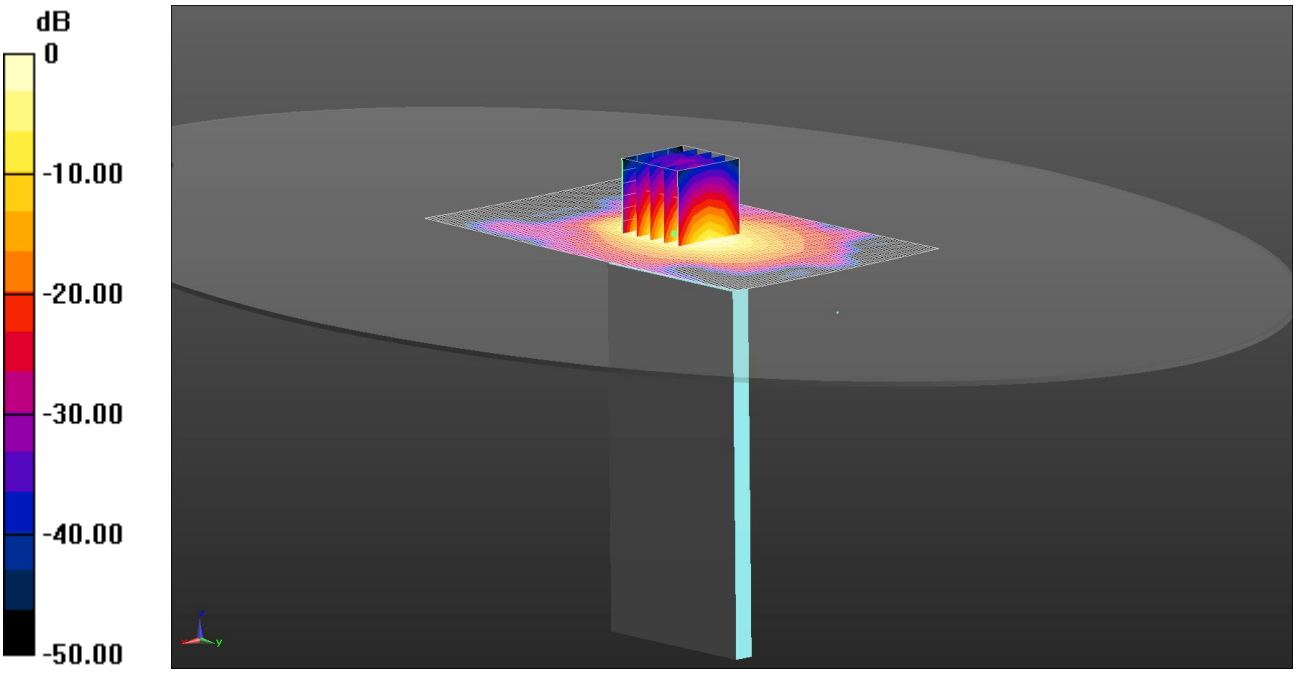

0 dB = 1.15 W/kg = 0.61 dBW/kg

Communication System: UID 0, UMTS FDD (0); Frequency: 1880 MHz;Duty Cycle: 1:1
Medium: 1900Mhz MSL Medium parameters used (interpolated): f = 1880 MHz; σ = 1.511 S/m; ε_r = 53.451; ρ = 1000 kg/m^3
Phantom section: Flat Section
DASY4 Configuration:
- Probe: EX3DV4 - SN3995; ConvF(7.74, 7.74, 7.74); Calibrated: 9/5/14;
- Sensor-Surface: 4mm (Mechanical Surface Detection)
- Electronics: DAE4 Sn1435; Calibrated: 15/4/14
- Phantom: ELI v5.0 (30deg probe tilt); Type: QDOVA002AA; Serial: TP:xxxx
- ; SEMCAD X Version 14.6.10 (7331)

Configuration/Bottom of EUT Facing Phantom - Mid/Area Scan (71x121x1): Interpolated grid: dx=1.500 mm, dy=1.500 mm
Maximum value of SAR (interpolated) = 1.15 W/kg
Configuration/Bottom of EUT Facing Phantom - Mid/Zoom Scan (5x5x7) 2 2 (5x5x7)/Cube 0: Measurement grid: dx=8mm, dy=8mm, dz=5mm
Reference Value = 25.37 V/m; Power Drift = 0.04 dB
Peak SAR (extrapolated) = 1.56 W/kg
SAR(1 g) = 0.901 W/kg; SAR(10 g) = 0.479 W/kg
Maximum value of SAR (measured) = 1.01 W/kg

This report shall not be reproduced except in full, without the written approval of UL Verification Services Ltd.

036: Bottom of EUT Facing Phantom UMTS 2 CH9262
Date: 30/6/14
DUT: Sony, Type: FCC ID: PY7PM-0804

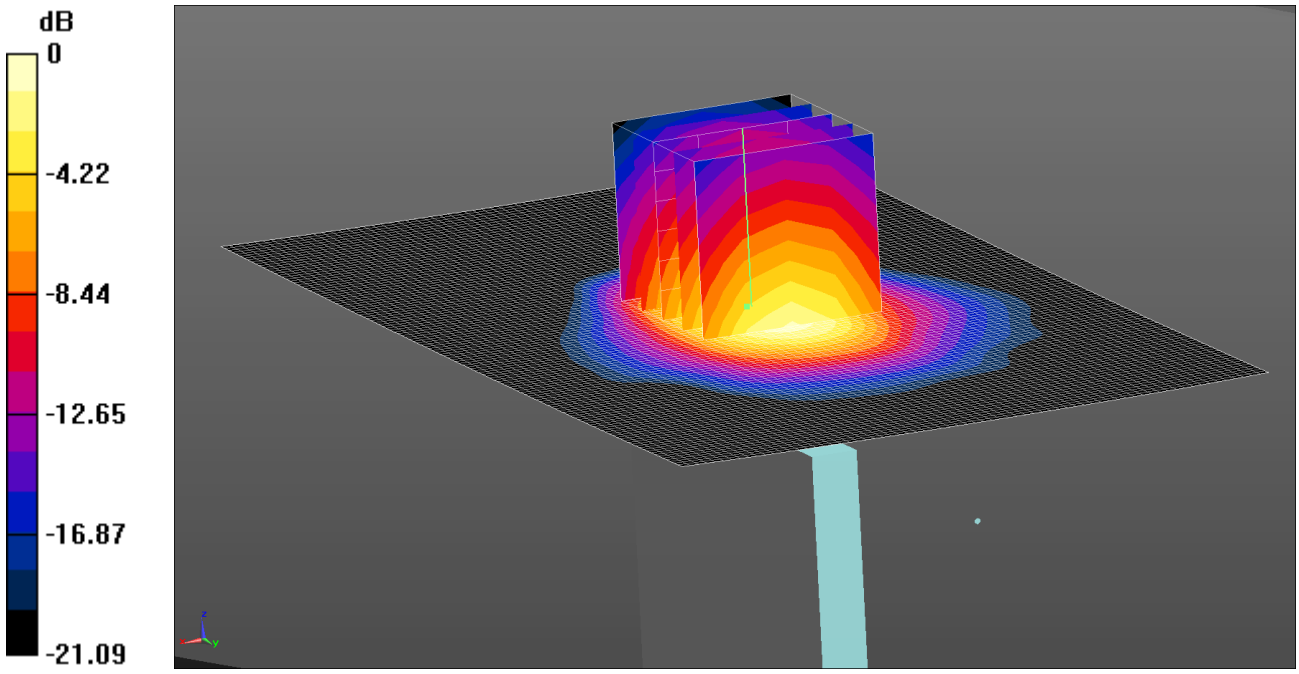

0 dB = 0.742 W/kg = -1.30 dBW/kg

Communication System: UID 0, UMTS FDD (0); Frequency: 1852.4 MHz;Duty Cycle: 1:1
Medium: 1900Mhz MSL Medium parameters used (interpolated): f = 1852.4 MHz; σ = 1.484 S/m; ε_r = 53.52; ρ = 1000 kg/m^3
Phantom section: Flat Section
DASY4 Configuration:
- Probe: EX3DV4 - SN3995; ConvF(7.74, 7.74, 7.74); Calibrated: 9/5/14;
- Sensor-Surface: 4mm (Mechanical Surface Detection)
- Electronics: DAE4 Sn1435; Calibrated: 15/4/14
- Phantom: ELI v5.0 (30deg probe tilt); Type: QDOVA002AA; Serial: TP:xxxx
- ; SEMCAD X Version 14.6.10 (7331)

Configuration/Bottom of EUT Facing Phantom - Mid 2/Area Scan (71x121x1): Interpolated grid: dx=1.500 mm, dy=1.500 mm.
Maximum value of SAR (interpolated) = 0.832 W/kg
Configuration/Bottom of EUT Facing Phantom - Mid 2/Zoom Scan (5x5x7) 2 2 2 2 (5x5x7)/Cube 0: Measurement grid: dx=8mm, dy=8mm, dz=5mm
Reference Value = 21.48 V/m; Power Drift = 0.05 dB
Peak SAR (extrapolated) = 1.14 W/kg
SAR(1 g) = 0.667 W/kg; SAR(10 g) = 0.357 W/kg
Maximum value of SAR (measured) = 0.742 W/kg

This report shall not be reproduced except in full, without the written approval of UL Verification Services Ltd.

037: Bottom of EUT Facing Phantom UMTS 2 CH9538
Date: 30/6/14
DUT: Sony, Type: FCC ID: PY7PM-0804

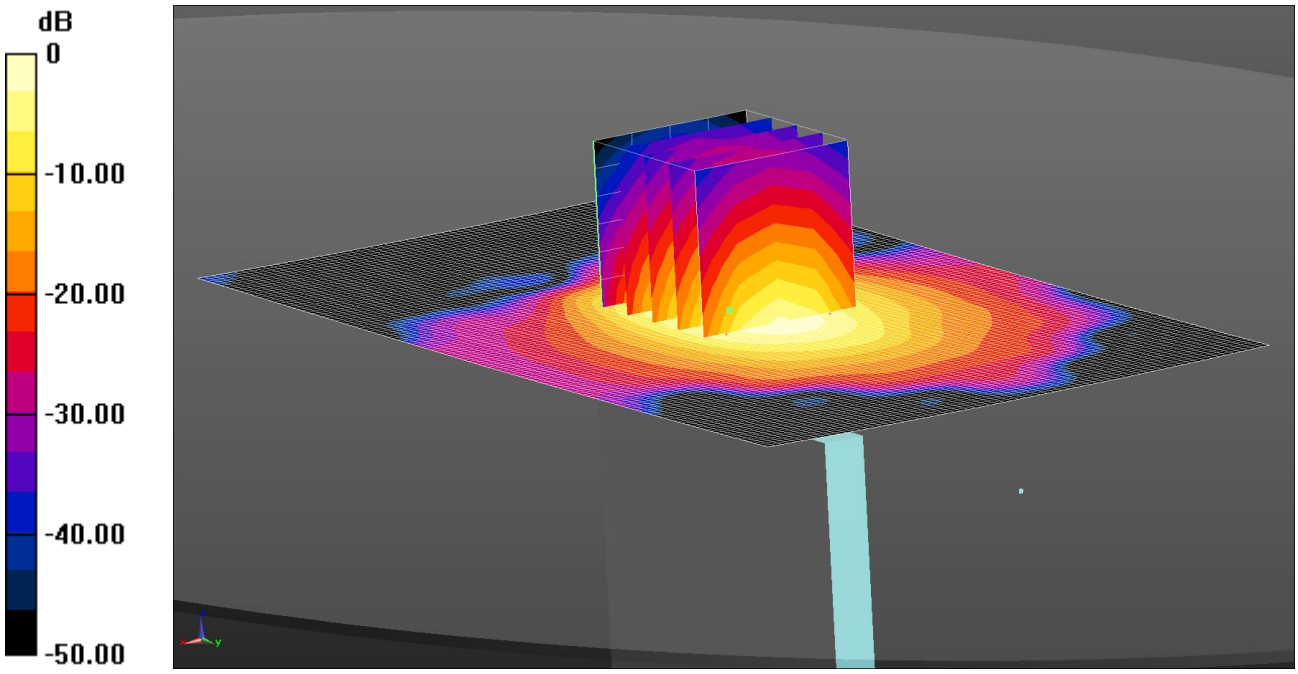

0 dB = 1.17 W/kg = 0.70 dBW/kg

Communication System: UID 0, UMTS FDD (0); Frequency: 1907.6 MHz;Duty Cycle: 1:1
Medium: 1900Mhz MSL Medium parameters used (interpolated): f = 1907.6 MHz; σ = 1.538 S/m; ε_r = 53.378; ρ = 1000 kg/m^3
Phantom section: Flat Section
DASY4 Configuration:
- Probe: EX3DV4 - SN3995; ConvF(7.74, 7.74, 7.74); Calibrated: 9/5/14;
- Sensor-Surface: 4mm (Mechanical Surface Detection)
- Electronics: DAE4 Sn1435; Calibrated: 15/4/14
- Phantom: ELI v5.0 (30deg probe tilt); Type: QDOVA002AA; Serial: TP:xxxx
- ; SEMCAD X Version 14.6.10 (7331)

Configuration/Bottom of EUT Facing Phantom - High/Area Scan (71x121x1): Interpolated grid: dx=1.500 mm, dy=1.500 mm
Maximum value of SAR (interpolated) = 1.17 W/kg
Configuration/Bottom of EUT Facing Phantom - High/Zoom Scan (5x5x7) 2 (5x5x7)/Cube 0: Measurement grid: dx=8mm, dy=8mm, dz=5mm
Reference Value = 24.98 V/m; Power Drift = 0.06 dB
Peak SAR (extrapolated) = 1.65 W/kg
SAR(1 g) = 0.947 W/kg; SAR(10 g) = 0.501 W/kg
Maximum value of SAR (measured) = 1.04 W/kg

This report shall not be reproduced except in full, without the written approval of UL Verification Services Ltd.

038: Front of EUT Facing Phantom UMTS 2 CH9400
Date: 30/6/14
DUT: Sony, Type: FCC ID: PY7PM-0804

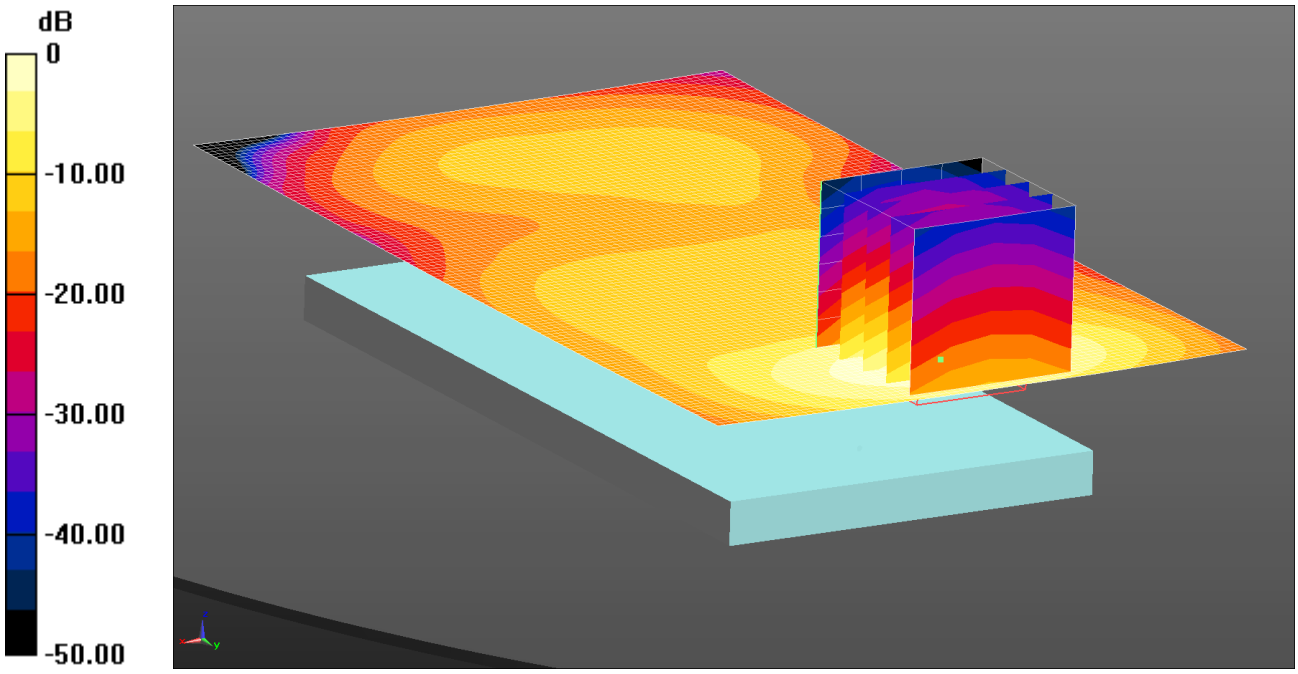

0 dB = 1.12 W/kg = 0.48 dBW/kg

Communication System: UID 0, UMTS FDD (0); Frequency: 1880 MHz;Duty Cycle: 1:1
Medium: 1900Mhz MSL Medium parameters used (interpolated): f = 1880 MHz; σ = 1.511 S/m; ε_r = 53.451; ρ = 1000 kg/m^3
Phantom section: Flat Section
DASY4 Configuration:
- Probe: EX3DV4 - SN3995; ConvF(7.74, 7.74, 7.74); Calibrated: 9/5/14;
- Sensor-Surface: 4mm (Mechanical Surface Detection)
- Electronics: DAE4 Sn1435; Calibrated: 15/4/14
- Phantom: ELI v5.0 (30deg probe tilt); Type: QDOVA002AA; Serial: TP:xxxx
- ; SEMCAD X Version 14.6.10 (7331)

Configuration/Front of EUT Facing Phantom - Mid/Area Scan 2 (71x121x1): Interpolated grid: dx=1.500 mm, dy=1.500 mm
Maximum value of SAR (interpolated) = 1.12 W/kg
Configuration/Front of EUT Facing Phantom - Mid/Zoom Scan (5x5x7) 2 (5x5x7)/Cube 0: Measurement grid: dx=8mm, dy=8mm, dz=5mm
Reference Value = 5.477 V/m; Power Drift = 0.05 dB
Peak SAR (extrapolated) = 1.68 W/kg
SAR(1 g) = 1.02 W/kg; SAR(10 g) = 0.571 W/kg
Maximum value of SAR (measured) = 1.11 W/kg

This report shall not be reproduced except in full, without the written approval of UL Verification Services Ltd.

039: Front of EUT Facing Phantom UMTS 2 CH9262
Date: 1/7/14
DUT: Sony, Type: FCC ID: PY7PM-0804

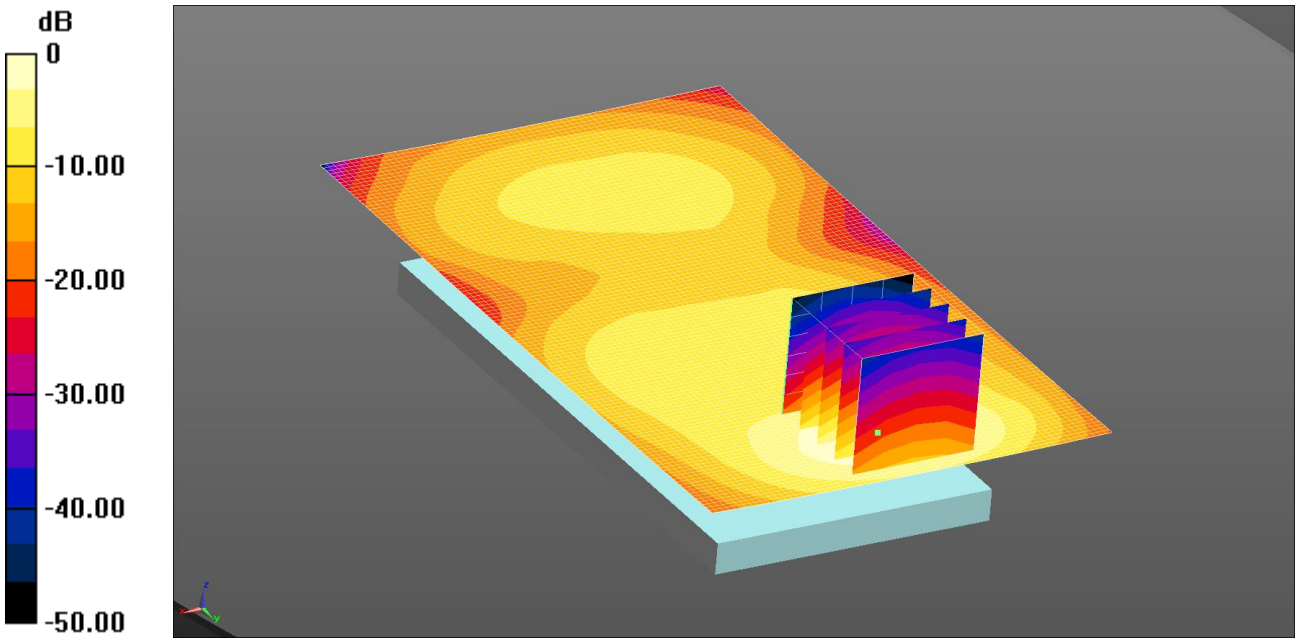

0 dB = 0.893 W/kg = -0.49 dBW/kg

Communication System: UID 0, UMTS FDD (0); Frequency: 1852.4 MHz;Duty Cycle: 1:1
Medium: 1900Mhz MSL Medium parameters used (interpolated): f = 1852.4 MHz; σ = 1.484 S/m; ε_r = 53.52; ρ = 1000 kg/m^3
Phantom section: Flat Section
DASY4 Configuration:
- Probe: EX3DV4 - SN3995; ConvF(7.74, 7.74, 7.74); Calibrated: 9/5/14;
- Sensor-Surface: 4mm (Mechanical Surface Detection)
- Electronics: DAE4 Sn1435; Calibrated: 15/4/14
- Phantom: ELI v5.0 (30deg probe tilt); Type: QDOVA002AA; Serial: TP:xxxx
- ; SEMCAD X Version 14.6.10 (7331)

Configuration/Front of EUT Facing Phantom - Mid/Area Scan 2 (71x121x1): Interpolated grid: dx=1.500 mm, dy=1.500 mm
Maximum value of SAR (interpolated) = 0.893 W/kg

Configuration/Front of EUT Facing Phantom - Mid/Zoom Scan (5x5x7) 2 (5x5x7)/Cube 0: Measurement grid: dx=8mm, dy=8mm, dz=5mm
Reference Value = 6.278 V/m; Power Drift = -0.02 dB
Peak SAR (extrapolated) = 1.35 W/kg
SAR(1 g) = 0.823 W/kg; SAR(10 g) = 0.463 W/kg
Maximum value of SAR (measured) = 0.907 W/kg

This report shall not be reproduced except in full, without the written approval of UL Verification Services Ltd.

040: Front of EUT Facing Phantom UMTS 2 CH9538
Date: 1/7/14
DUT: Sony, Type: FCC ID: PY7PM-0804

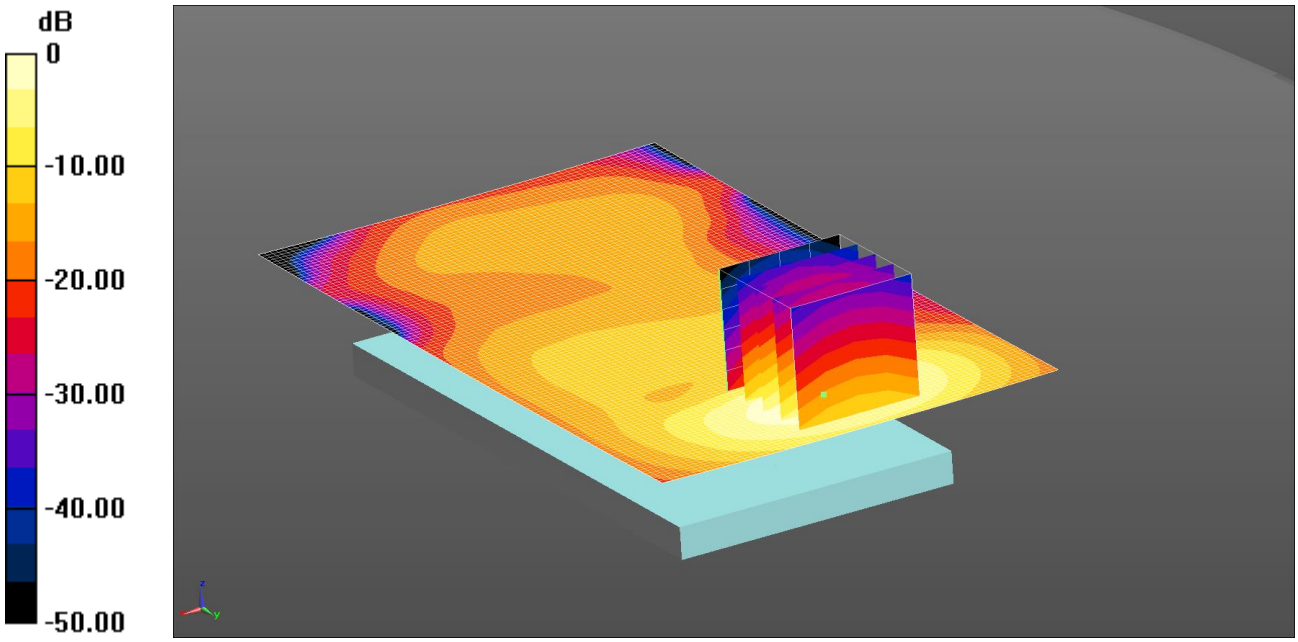

0 dB = 1.21 W/kg = 0.81 dBW/kg

Communication System: UID 0, UMTS FDD (0); Frequency: 1907.6 MHz;Duty Cycle: 1:1
Medium: 1900Mhz MSL Medium parameters used (interpolated): f = 1907.6 MHz; σ = 1.538 S/m; ε_r = 53.378; ρ = 1000 kg/m^3
Phantom section: Flat Section
DASY4 Configuration:
- Probe: EX3DV4 - SN3995; ConvF(7.74, 7.74, 7.74); Calibrated: 9/5/14;
- Sensor-Surface: 4mm (Mechanical Surface Detection)
- Electronics: DAE4 Sn1435; Calibrated: 15/4/14
- Phantom: ELI v5.0 (30deg probe tilt); Type: QDOVA002AA; Serial: TP:xxxx
- ; SEMCAD X Version 14.6.10 (7331)

Configuration/Front of EUT Facing Phantom - Mid/Area Scan 2 (71x121x1): Interpolated grid: dx=1.500 mm, dy=1.500 mm
Maximum value of SAR (interpolated) = 1.21 W/kg

Configuration/Front of EUT Facing Phantom - Mid/Zoom Scan (5x5x7) 2 (5x5x7)/Cube 0: Measurement grid: dx=8mm, dy=8mm, dz=5mm
Reference Value = 4.932 V/m; Power Drift = -0.10 dB
Peak SAR (extrapolated) = 1.73 W/kg
SAR(1 g) = 1.04 W/kg; SAR(10 g) = 0.579 W/kg
Maximum value of SAR (measured) = 1.15 W/kg

This report shall not be reproduced except in full, without the written approval of UL Verification Services Ltd.

041: Back of EUT Facing Phantom UMTS 2 CH9400
Date: 30/6/14
DUT: Sony, Type: FCC ID: PY7PM-0804

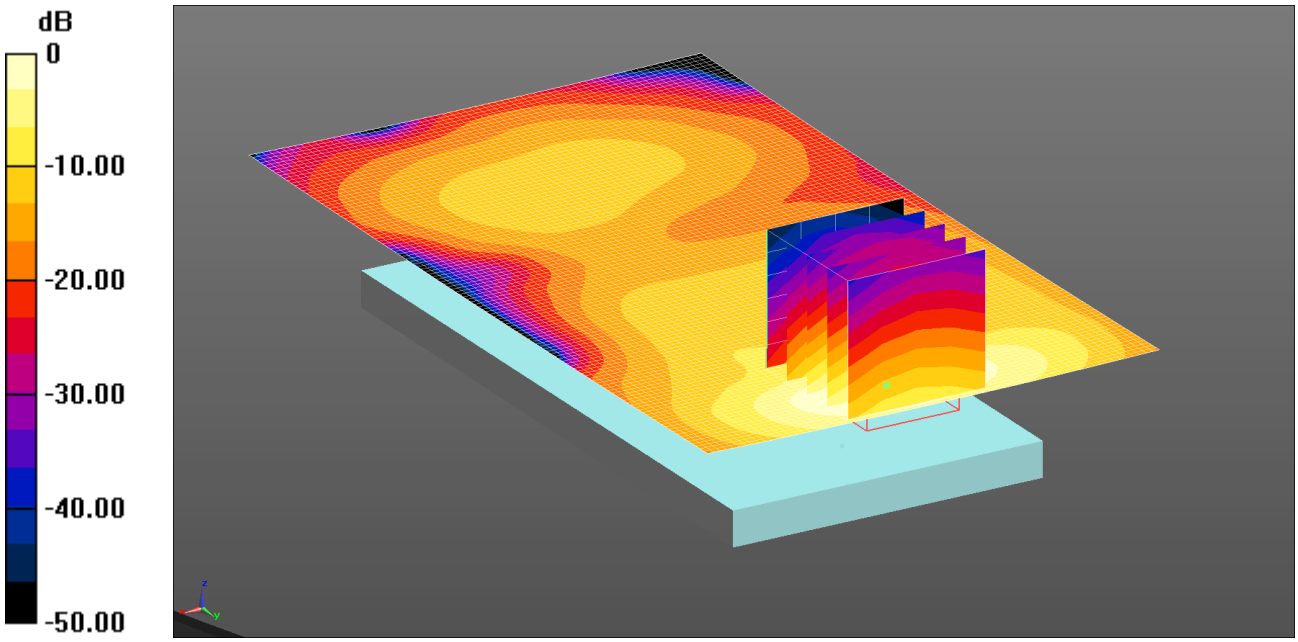

0 dB = 0.981 W/kg = -0.08 dBW/kg

Communication System: UID 0, UMTS FDD (0); Frequency: 1880 MHz;Duty Cycle: 1:1
Medium: 1900Mhz MSL Medium parameters used (interpolated): f = 1880 MHz; σ = 1.511 S/m; ε_r = 53.451; ρ = 1000 kg/m^3
Phantom section: Flat Section
DASY4 Configuration:
- Probe: EX3DV4 - SN3995; ConvF(7.74, 7.74, 7.74); Calibrated: 9/5/14;
- Sensor-Surface: 4mm (Mechanical Surface Detection)
- Electronics: DAE4 Sn1435; Calibrated: 15/4/14
- Phantom: ELI v5.0 (30deg probe tilt); Type: QDOVA002AA; Serial: TP:xxxx
- ; SEMCAD X Version 14.6.10 (7331)

Configuration/Back of EUT Facing Phantom - Mid/Area Scan (71x121x1): Interpolated grid: dx=1.500 mm, dy=1.500 mm
Maximum value of SAR (interpolated) = 0.981 W/kg
Configuration/Back of EUT Facing Phantom - Mid/Zoom Scan (5x5x7) 2 (5x5x7)/Cube 0: Measurement grid: dx=8mm, dy=8mm, dz=5mm
Reference Value = 3.833 V/m; Power Drift = 0.17 dB
Peak SAR (extrapolated) = 1.40 W/kg
SAR(1 g) = 0.863 W/kg; SAR(10 g) = 0.487 W/kg
Maximum value of SAR (measured) = 0.933 W/kg

This report shall not be reproduced except in full, without the written approval of UL Verification Services Ltd.

042: Back of EUT Facing Phantom UMTS 2 CH9262
Date: 1/7/14
DUT: Sony, Type: FCC ID: PY7PM-0804

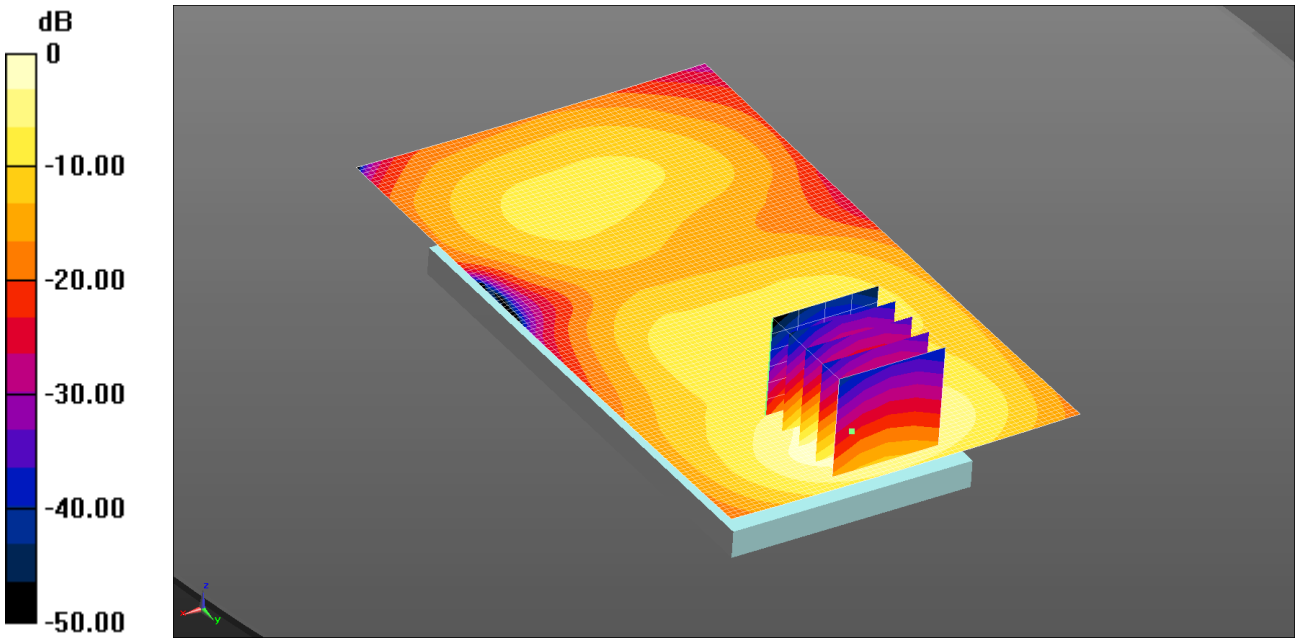

0 dB = 0.833 W/kg = -0.80 dBW/kg

Communication System: UID 0, UMTS FDD (0); Frequency: 1852.4 MHz;Duty Cycle: 1:1
Medium: 1900Mhz MSL Medium parameters used (interpolated): f = 1852.4 MHz; σ = 1.484 S/m; ε_r = 53.52; ρ = 1000 kg/m^3
Phantom section: Flat Section
DASY4 Configuration:
- Probe: EX3DV4 - SN3995; ConvF(7.74, 7.74, 7.74); Calibrated: 9/5/14;
- Sensor-Surface: 4mm (Mechanical Surface Detection)
- Electronics: DAE4 Sn1435; Calibrated: 15/4/14
- Phantom: ELI v5.0 (30deg probe tilt); Type: QDOVA002AA; Serial: TP:xxxx
- ; SEMCAD X Version 14.6.10 (7331)

Configuration/Back of EUT Facing Phantom - Low/Area Scan 2 (71x121x1): Interpolated grid: dx=1.500 mm, dy=1.500 mm
Maximum value of SAR (interpolated) = 0.833 W/kg

Configuration/Back of EUT Facing Phantom - Low/Zoom Scan (5x5x7) 2 (5x5x7)/Cube 0: Measurement grid: dx=8mm, dy=8mm, dz=5mm
Reference Value = 5.141 V/m; Power Drift = 0.10 dB
Peak SAR (extrapolated) = 1.24 W/kg
SAR(1 g) = 0.752 W/kg; SAR(10 g) = 0.422 W/kg
Maximum value of SAR (measured) = 0.833 W/kg

This report shall not be reproduced except in full, without the written approval of UL Verification Services Ltd.

043: Back of EUT Facing Phantom UMTS 2 CH9538
Date: 1/7/14
DUT: Sony, Type: FCC ID: PY7PM-0804

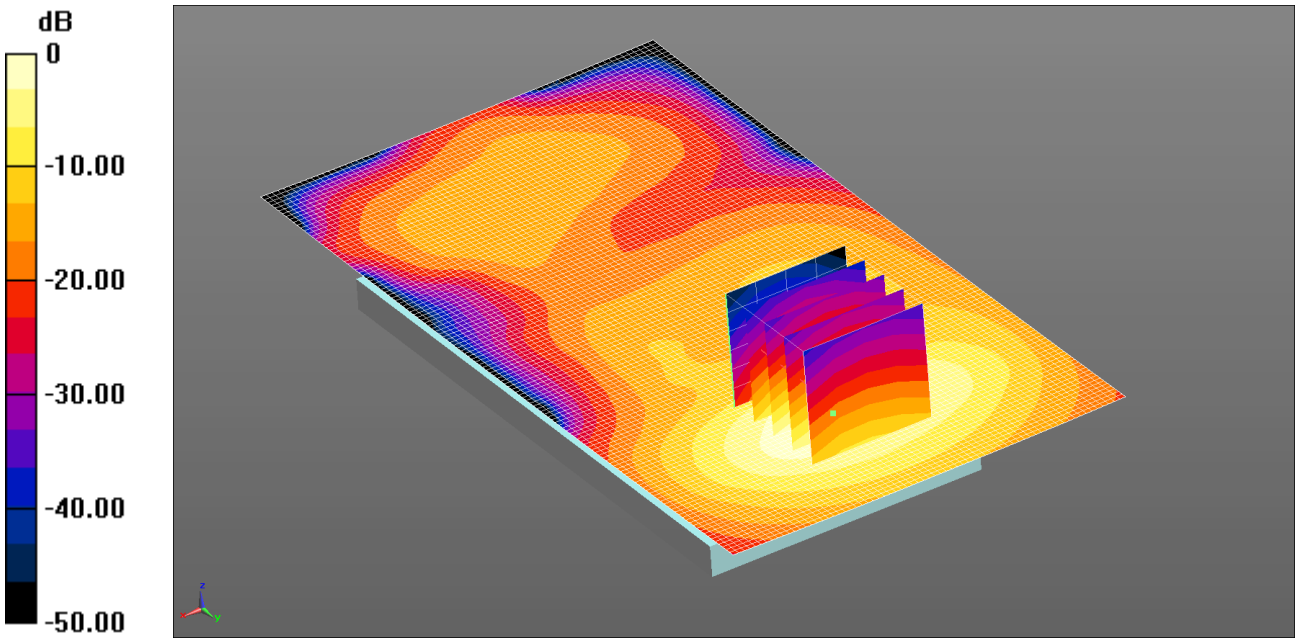

0 dB = 1.08 W/kg = 0.34 dBW/kg

Communication System: UID 0, UMTS FDD (0); Frequency: 1907.6 MHz;Duty Cycle: 1:1
Medium: 1900Mhz MSL Medium parameters used (interpolated): f = 1907.6 MHz; σ = 1.538 S/m; ε_r = 53.378; ρ = 1000 kg/m^3
Phantom section: Flat Section
DASY4 Configuration:
- Probe: EX3DV4 - SN3995; ConvF(7.74, 7.74, 7.74); Calibrated: 9/5/14;
- Sensor-Surface: 4mm (Mechanical Surface Detection)
- Electronics: DAE4 Sn1435; Calibrated: 15/4/14
- Phantom: ELI v5.0 (30deg probe tilt); Type: QDOVA002AA; Serial: TP:xxxx
- ; SEMCAD X Version 14.6.10 (7331)

Configuration/Back of EUT Facing Phantom - High/Area Scan 2 (71x131x1): Interpolated grid: dx=1.500 mm, dy=1.500 mm
Maximum value of SAR (interpolated) = 1.08 W/kg

Configuration/Back of EUT Facing Phantom - High/Zoom Scan (5x5x7) 2 (5x5x7)/Cube 0: Measurement grid: dx=8mm, dy=8mm, dz=5mm
Reference Value = 3.450 V/m; Power Drift = 0.06 dB
Peak SAR (extrapolated) = 1.53 W/kg
SAR(1 g) = 0.916 W/kg; SAR(10 g) = 0.512 W/kg
Maximum value of SAR (measured) = 0.994 W/kg

This report shall not be reproduced except in full, without the written approval of UL Verification Services Ltd.

044: Touch Left UMTS FDD Band 4 Mid CH1412
Date: 02/07/2014
DUT: Sony, Type: FCC ID: PY7PM-0804

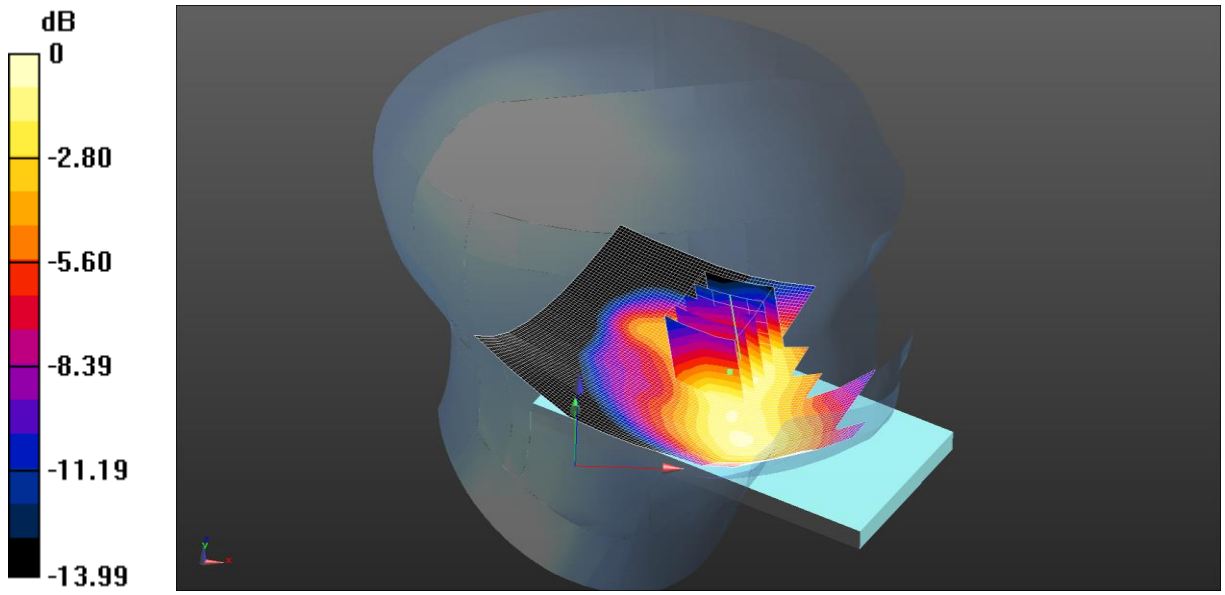

0 dB = 0.469 W/kg = -3.29 dBW/kg

Communication System: UID 0 - n/a, UMTS FDD ; Frequency: 1732.4 MHz;Duty Cycle: 1:1
Medium: 1800MHz HSL Medium parameters used (interpolated): f = 1732.4 MHz; σ = 1.325 S/m; ε_r = 38.688; ρ = 1000 kg/m^3
Phantom section: Left Section
DASY4 Configuration:
- Probe: ET3DV6 - SN1528; ConvF(5.25, 5.25, 5.25); Calibrated: 16/04/2014;
- Sensor-Surface: 4mm (Mechanical Surface Detection)
- Electronics: DAE3 Sn417; Calibrated: 10/04/2014
- Phantom: SAM A (Site 58); Type: QD000P40Ca; Serial: TP:1193
- ; SEMCAD X Version 14.6.9 (7117)

Configuration/Touch Left - Middle/Area Scan (81x121x1): Interpolated grid: dx=1.500 mm, dy=1.500 mm

Maximum value of SAR (interpolated) = 0.488 W/kg

Configuration/Touch Left - Middle/Zoom Scan (5x5x7) 3 (5x5x7)/Cube 0: Measurement grid: dx=8mm, dy=8mm, dz=5mm
Reference Value = 5.727 V/m; Power Drift = 0.04 dB
Peak SAR (extrapolated) = 0.582 W/kg
SAR(1 g) = 0.449 W/kg; SAR(10 g) = 0.294 W/kg
Maximum value of SAR (measured) = 0.469 W/kg

This report shall not be reproduced except in full, without the written approval of UL Verification Services Ltd.

045: Tilt Left UMTS FDD Band 4 Mid CH1412
Date: 02/07/2014
DUT: Sony, Type: FCC ID: PY7PM-0804

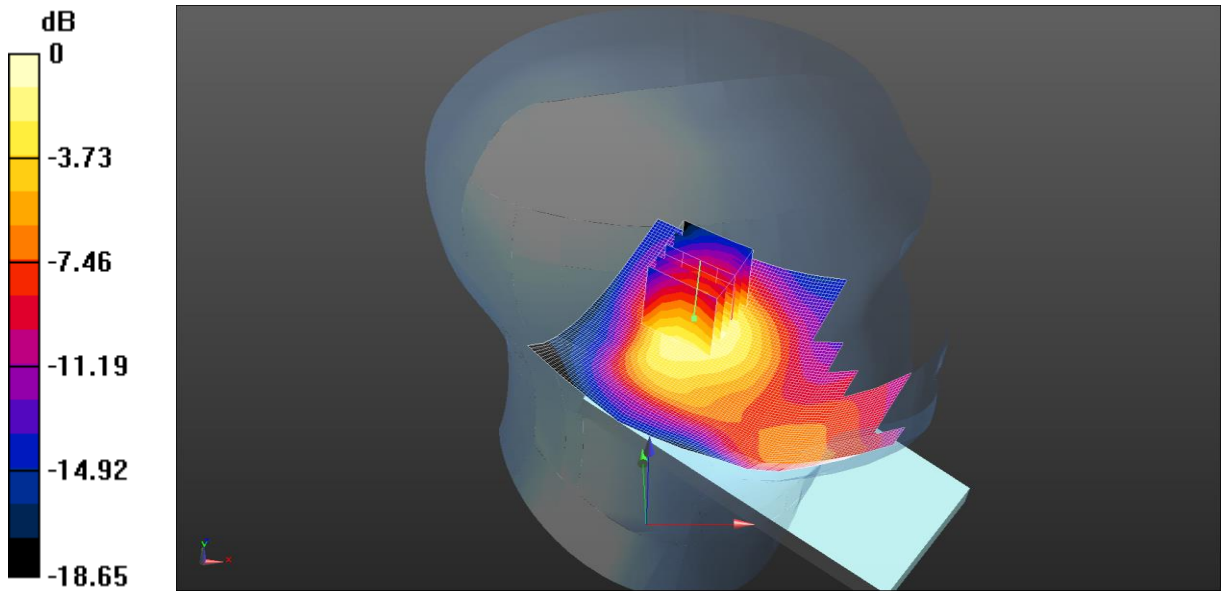

0 dB = 0.334 W/kg = -4.76 dBW/kg

Communication System: UID 0 - n/a, UMTS FDD ; Frequency: 1732.4 MHz;Duty Cycle: 1:1
Medium: 1800MHz HSL Medium parameters used (interpolated): f = 1732.4 MHz; σ = 1.325 S/m; ε_r = 38.688; ρ = 1000 kg/m^3
Phantom section: Left Section
DASY4 Configuration:
- Probe: ET3DV6 - SN1528; ConvF(5.25, 5.25, 5.25); Calibrated: 16/04/2014;
- Sensor-Surface: 4mm (Mechanical Surface Detection)
- Electronics: DAE3 Sn417; Calibrated: 10/04/2014
- Phantom: SAM A (Site 58); Type: QD000P40Ca; Serial: TP:1193
- ; SEMCAD X Version 14.6.9 (7117)

Configuration/Tilt Left - Middle/Area Scan (81x121x1): Interpolated grid: dx=1.500 mm, dy=1.500 mm
Maximum value of SAR (interpolated) = 0.358 W/kg

Configuration/Tilt Left - Middle/Zoom Scan (5x5x7) 3 (5x5x7)/Cube 0: Measurement grid: dx=8mm, dy=8mm, dz=5mm
Reference Value = 9.782 V/m; Power Drift = 0.02 dB
Peak SAR (extrapolated) = 0.413 W/kg
SAR(1 g) = 0.301 W/kg; SAR(10 g) = 0.191 W/kg

Maximum value of SAR (measured) = 0.334 W/kg

This report shall not be reproduced except in full, without the written approval of UL Verification Services Ltd.

046: Touch Right UMTS FDD Band 4 Mid CH1412
Date: 02/07/2014
DUT: Sony, Type: FCC ID: PY7PM-0804

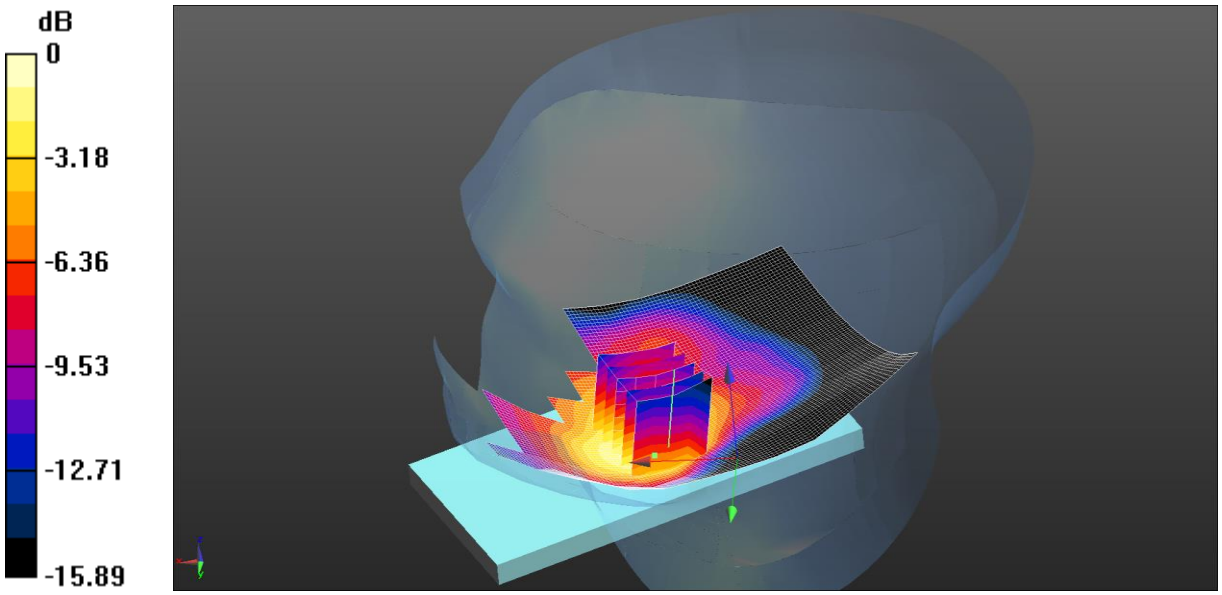

0 dB = 0.770 W/kg = -1.14 dBW/kg

Communication System: UID 0 - n/a, UMTS FDD ; Frequency: 1732.4 MHz;Duty Cycle: 1:1
Medium: 1800MHz HSL Medium parameters used (interpolated): f = 1732.4 MHz; σ = 1.325 S/m; ε_r = 38.688; ρ = 1000 kg/m^3
Phantom section: Right Section
DASY4 Configuration:
- Probe: ET3DV6 - SN1528; ConvF(5.25, 5.25, 5.25); Calibrated: 16/04/2014;
- Sensor-Surface: 4mm (Mechanical Surface Detection)
- Electronics: DAE3 Sn417; Calibrated: 10/04/2014
- Phantom: SAM A (Site 58); Type: QD000P40Ca; Serial: TP:1193
- ; SEMCAD X Version 14.6.9 (7117)

Configuration/Touch Right - Middle/Area Scan (81x121x1): Interpolated grid: dx=1.500 mm, dy=1.500 mm

Maximum value of SAR (interpolated) = 0.809 W/kg

Configuration/Touch Right - Middle/Zoom Scan (5x5x7) 3 2 (5x5x7)/Cube 0: Measurement grid: dx=8mm, dy=8mm, dz=5mm
Reference Value = 6.657 V/m; Power Drift = 0.01 dB
Peak SAR (extrapolated) = 1.02 W/kg
SAR(1 g) = 0.724 W/kg; SAR(10 g) = 0.461 W/kg

Maximum value of SAR (measured) = 0.770 W/kg

This report shall not be reproduced except in full, without the written approval of UL Verification Services Ltd.

047: Tilt Right UMTS FDD Band 4 Mid CH1412
Date: 02/07/2014
DUT: Sony, Type: FCC ID: PY7PM-0804

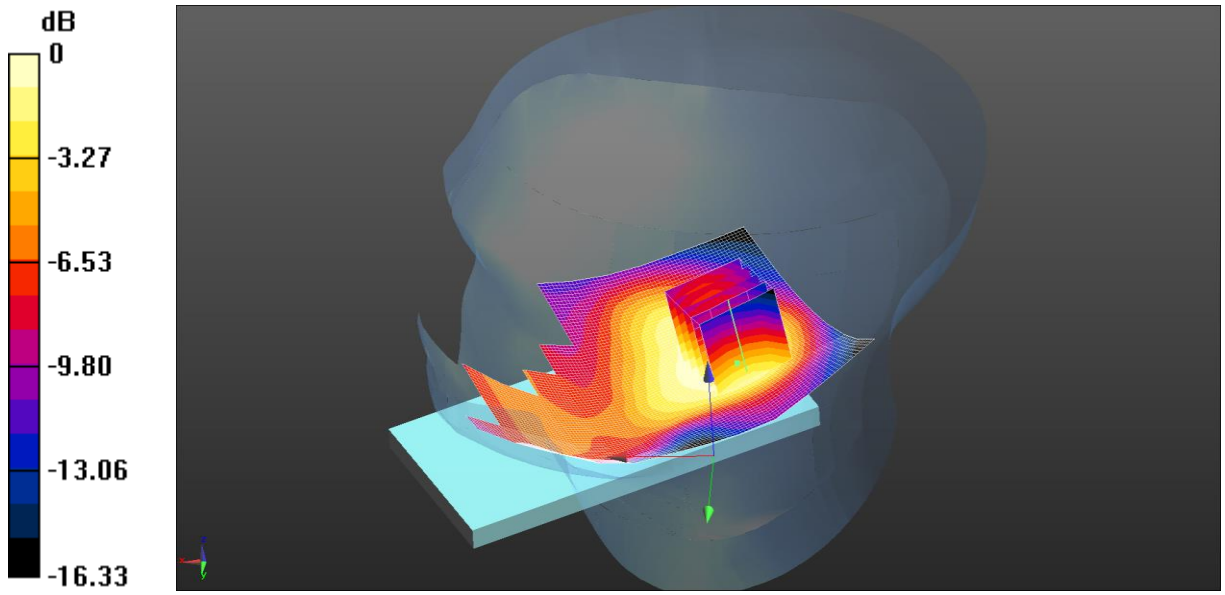

0 dB = 0.227 W/kg = -6.44 dBW/kg

Communication System: UID 0 - n/a, UMTS FDD ; Frequency: 1732.4 MHz;Duty Cycle: 1:1
Medium: 1800MHz HSL Medium parameters used (interpolated): f = 1732.4 MHz; σ = 1.325 S/m; ε_r = 38.688; ρ = 1000 kg/m^3
Phantom section: Right Section
DASY4 Configuration:
- Probe: ET3DV6 - SN1528; ConvF(5.25, 5.25, 5.25); Calibrated: 16/04/2014;
- Sensor-Surface: 4mm (Mechanical Surface Detection)
- Electronics: DAE3 Sn417; Calibrated: 10/04/2014
- Phantom: SAM A (Site 58); Type: QD000P40Ca; Serial: TP:1193
- ; SEMCAD X Version 14.6.9 (7117)

Configuration/Tilt Right - Middle/Area Scan (81x121x1): Interpolated grid: dx=1.500 mm, dy=1.500 mm

Maximum value of SAR (interpolated) = 0.234 W/kg

Configuration/Tilt Right - Middle/Zoom Scan (5x5x7) 3 (5x5x7)/Cube 0: Measurement grid: dx=8mm, dy=8mm, dz=5mm
Reference Value = 12.773 V/m; Power Drift = 0.01 dB
Peak SAR (extrapolated) = 0.280 W/kg
SAR(1 g) = 0.214 W/kg; SAR(10 g) = 0.149 W/kg

Maximum value of SAR (measured) = 0.227 W/kg

This report shall not be reproduced except in full, without the written approval of UL Verification Services Ltd.

048: Front EUT Facing Phantom UMTS FDD Band 4 Middle CH1412
Date/Time: 02/07/2014
DUT: Sony, Type: FCC ID: PY7PM-0804

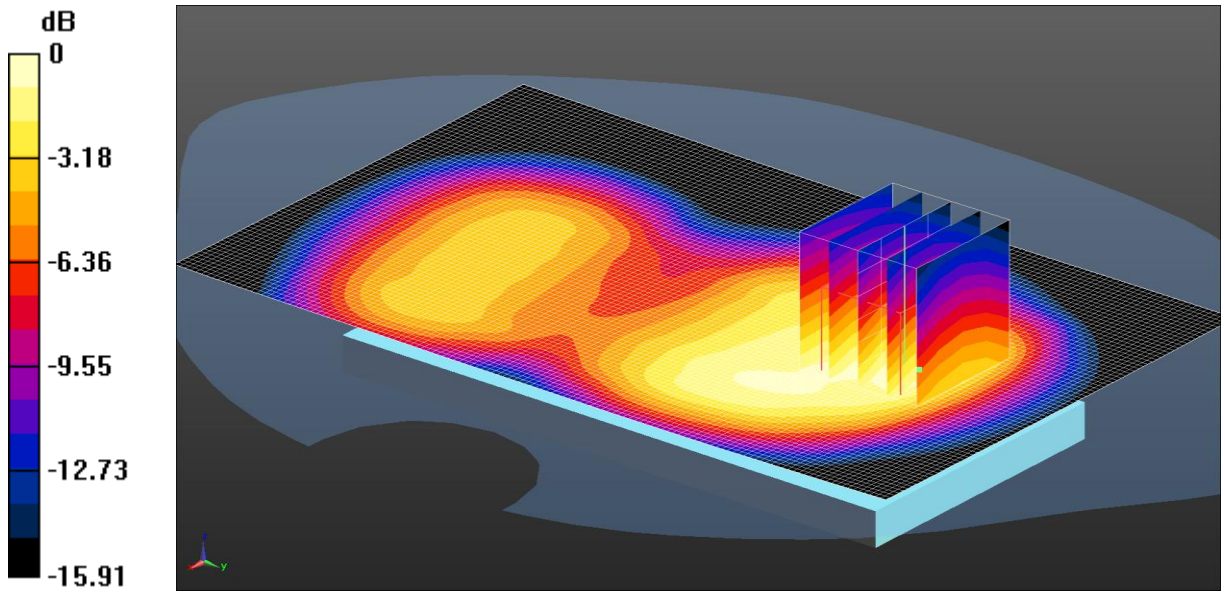

0 dB = 0.488 W/kg = -3.12 dBW/kg

Communication System: UID 0 - n/a, UMTS FDD ; Frequency: 1732.4 MHz;Duty Cycle: 1:1
Medium: 1800 MHz MSL Medium parameters used (interpolated): f = 1732.4 MHz; σ = 1.506 S/m; ε_r = 51.078; ρ = 1000 kg/m^3
Phantom section: Flat Section
DASY4 Configuration:
- Probe: ET3DV6 - SN1528; ConvF(4.68, 4.68, 4.68); Calibrated: 16/04/2014;
- Sensor-Surface: 4mm (Mechanical Surface Detection)
- Electronics: DAE3 Sn417; Calibrated: 10/04/2014
- Phantom: SAM B (Site 58); Type: Twin Phantom; Serial: TP:1020
- ; SEMCAD X Version 14.6.9 (7117)

Configuration/Front of EUT Facing Phantom - Middle/Area Scan (81x131x1): Interpolated grid: dx=1.500 mm, dy=1.500 mm
Maximum value of SAR (interpolated) = 0.466 W/kg

Configuration/Front of EUT Facing Phantom - Middle/Zoom Scan (5x5x7) 2 2 2 2 (5x5x7)/Cube 0: Measurement grid: dx=8mm, dy=8mm, dz=5mm
Reference Value = 10.916 V/m; Power Drift = -0.02 dB
Peak SAR (extrapolated) = 0.659 W/kg
SAR(1 g) = 0.447 W/kg; SAR(10 g) = 0.272 W/kg

Maximum value of SAR (measured) = 0.488 W/kg

This report shall not be reproduced except in full, without the written approval of UL Verification Services Ltd.

049: Back EUT Facing Phantom UMTS FDD Band 4 Middle CH1412
Date: 02/07/2014
DUT: Sony, Type: FCC ID: PY7PM-0804

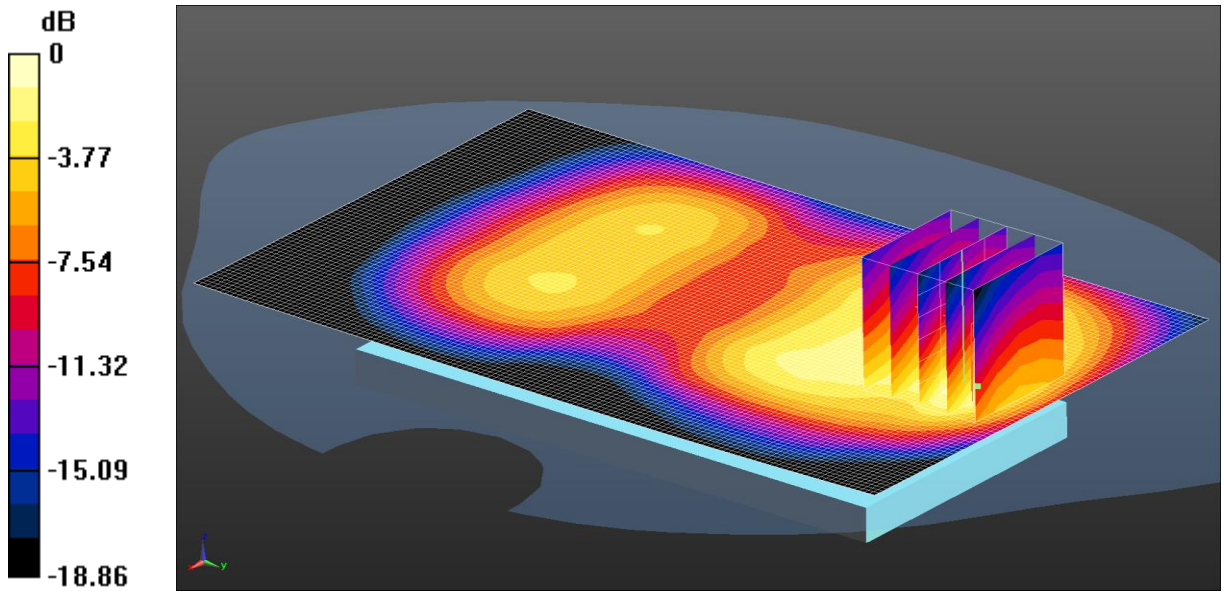

0 dB = 0.484 W/kg = -3.15 dBW/kg

Communication System: UID 0 - n/a, UMTS FDD ; Frequency: 1732.4 MHz;Duty Cycle: 1:1
Medium: 1800 MHz MSL Medium parameters used (interpolated): f = 1732.4 MHz; σ = 1.506 S/m; ε_r = 51.078; ρ = 1000 kg/m^3
Phantom section: Flat Section
DASY4 Configuration:
- Probe: ET3DV6 - SN1528; ConvF(4.68, 4.68, 4.68); Calibrated: 16/04/2014;
- Sensor-Surface: 4mm (Mechanical Surface Detection)
- Electronics: DAE3 Sn417; Calibrated: 10/04/2014
- Phantom: SAM B (Site 58); Type: Twin Phantom; Serial: TP:1020
- ; SEMCAD X Version 14.6.9 (7117)

Configuration/Back of EUT Facing Phantom - Middle/Area Scan (81x131x1): Interpolated grid: dx=1.500 mm, dy=1.500 mm
Maximum value of SAR (interpolated) = 0.474 W/kg

Configuration/Back of EUT Facing Phantom - Middle/Zoom Scan (5x5x7) 2 2 2 2 (5x5x7)/Cube 0: Measurement grid: dx=8mm, dy=8mm, dz=5mm
Reference Value = 6.951 V/m; Power Drift = 0.03 dB
Peak SAR (extrapolated) = 0.700 W/kg
SAR(1 g) = 0.445 W/kg; SAR(10 g) = 0.261 W/kg

Maximum value of SAR (measured) = 0.484 W/kg

This report shall not be reproduced except in full, without the written approval of UL Verification Services Ltd.

050: Left of EUT Facing Phantom UMTS FDD Band 4 Middle CH1412
Date: 02/07/2014
DUT: Sony, Type: FCC ID: PY7PM-0804

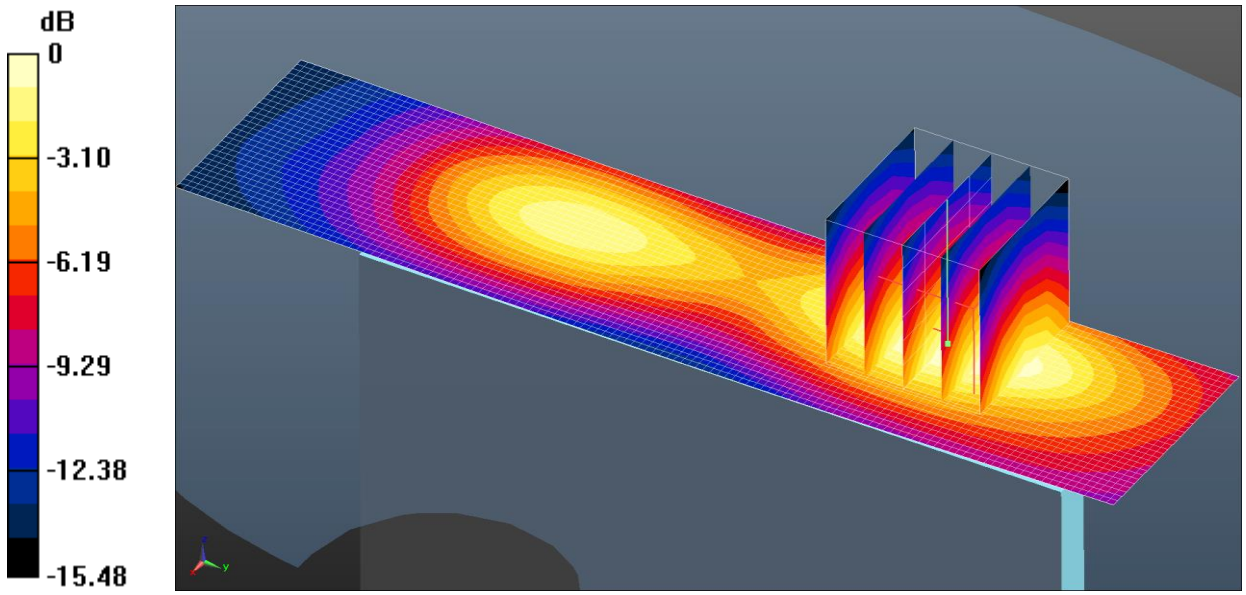

0 dB = 0.231 W/kg = -6.36 dBW/kg

Communication System: UID 0 - n/a, UMTS FDD ; Frequency: 1732.4 MHz;Duty Cycle: 1:1
Medium: 1800 MHz MSL Medium parameters used (interpolated): f = 1732.4 MHz; σ = 1.506 S/m; ε_r = 51.078; ρ = 1000 kg/m^3
Phantom section: Flat Section
DASY4 Configuration:
- Probe: ET3DV6 - SN1528; ConvF(4.68, 4.68, 4.68); Calibrated: 16/04/2014;
- Sensor-Surface: 4mm (Mechanical Surface Detection)
- Electronics: DAE3 Sn417; Calibrated: 10/04/2014
- Phantom: SAM B (Site 58); Type: Twin Phantom; Serial: TP:1020
- ; SEMCAD X Version 14.6.9 (7117)

Configuration/Left of EUT Facing Phantom - Middle/Area Scan (31x131x1): Interpolated grid: dx=1.500 mm, dy=1.500 mm
Maximum value of SAR (interpolated) = 0.247 W/kg

Configuration/Left of EUT Facing Phantom - Middle/Zoom Scan (5x5x7) 2 2 (5x5x7)/Cube 0: Measurement grid: dx=8mm, dy=8mm, dz=5mm
Reference Value = 7.862 V/m; Power Drift = 0.15 dB
Peak SAR (extrapolated) = 0.314 W/kg
SAR(1 g) = 0.208 W/kg; SAR(10 g) = 0.122 W/kg

Maximum value of SAR (measured) = 0.231 W/kg

This report shall not be reproduced except in full, without the written approval of UL Verification Services Ltd.

051: Right of EUT Facing Phantom UMTS FDD Band 4 Middle CH1412
Date: 02/07/2014
DUT: Sony, Type: FCC ID: PY7PM-0804

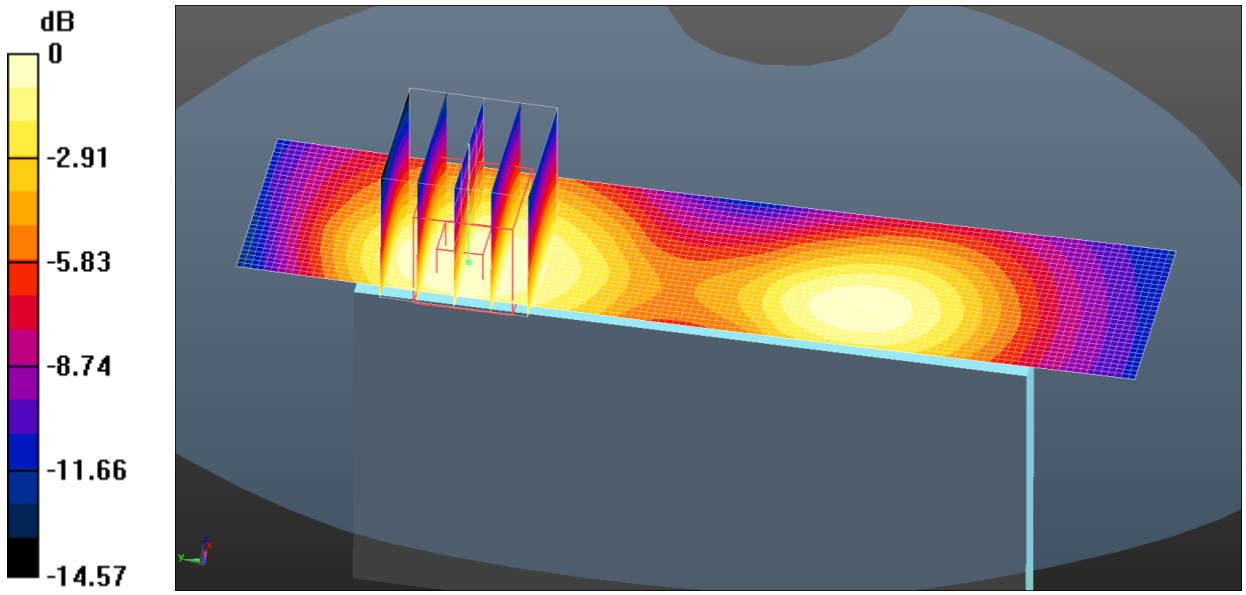

0 dB = 0.126 W/kg = -9.00 dBW/kg

Communication System: UID 0 - n/a, UMTS FDD ; Frequency: 1732.4 MHz;Duty Cycle: 1:1
Medium: 1800 MHz MSL Medium parameters used (interpolated): f = 1732.4 MHz; σ = 1.506 S/m; ε_r = 51.078; ρ = 1000 kg/m^3
Phantom section: Flat Section
DASY4 Configuration:
- Probe: ET3DV6 - SN1528; ConvF(4.68, 4.68, 4.68); Calibrated: 16/04/2014;
- Sensor-Surface: 4mm (Mechanical Surface Detection)
- Electronics: DAE3 Sn417; Calibrated: 10/04/2014
- Phantom: SAM B (Site 58); Type: Twin Phantom; Serial: TP:1020
- ; SEMCAD X Version 14.6.9 (7117)

Configuration/Right of EUT Facing Phantom - Middle/Area Scan (31x131x1): Interpolated grid: dx=1.500 mm, dy=1.500 mm

Maximum value of SAR (interpolated) = 0.129 W/kg

Configuration/Right of EUT Facing Phantom - Middle/Zoom Scan (5x5x7) 2 2 (5x5x7)/Cube 0: Measurement grid: dx=8mm, dy=8mm, dz=5mm
Reference Value = 5.102 V/m; Power Drift = 0.07 dB
Peak SAR (extrapolated) = 0.165 W/kg
SAR(1 g) = 0.117 W/kg; SAR(10 g) = 0.075 W/kg

Maximum value of SAR (measured) = 0.126 W/kg

This report shall not be reproduced except in full, without the written approval of UL Verification Services Ltd.

052: Bottom of EUT Facing Phantom UMTS FDD Band 4 Middle CH1412
Date: 02/07/2014
DUT: Sony, Type: FCC ID: PY7PM-0804

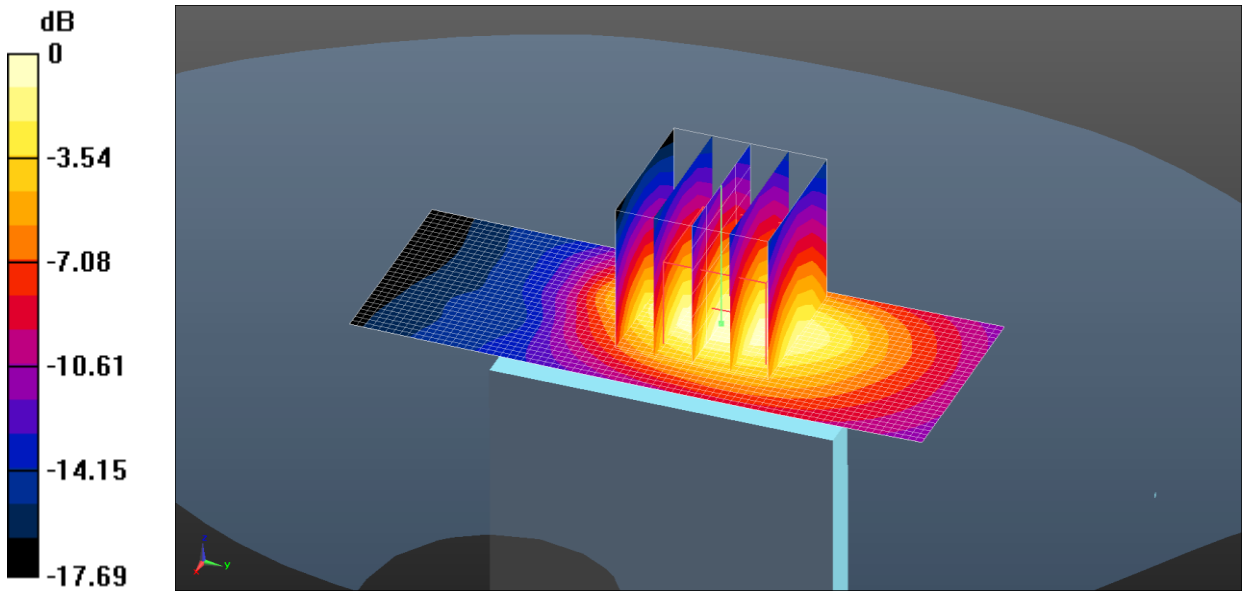

0 dB = 0.440 W/kg = -3.57 dBW/kg

Communication System: UID 0 - n/a, UMTS FDD ; Frequency: 1732.4 MHz;Duty Cycle: 1:1
Medium: 1800 MHz MSL Medium parameters used (interpolated): f = 1732.4 MHz; σ = 1.506 S/m; ε_r = 51.078; ρ = 1000 kg/m^3
Phantom section: Flat Section
DASY4 Configuration:
- Probe: ET3DV6 - SN1528; ConvF(4.68, 4.68, 4.68); Calibrated: 16/04/2014;
- Sensor-Surface: 4mm (Mechanical Surface Detection)
- Electronics: DAE3 Sn417; Calibrated: 10/04/2014
- Phantom: SAM B (Site 58); Type: Twin Phantom; Serial: TP:1020
- ; SEMCAD X Version 14.6.9 (7117)

Configuration/Right of EUT Facing Phantom - Middle/Area Scan (31x81x1): Interpolated grid: dx=1.500 mm, dy=1.500 mm

Maximum value of SAR (interpolated) = 0.459 W/kg

Configuration/Right of EUT Facing Phantom - Middle/Zoom Scan (5x5x7) 2 2 (5x5x7)/Cube 0: Measurement grid: dx=8mm, dy=8mm, dz=5mm
Reference Value = 17.155 V/m; Power Drift = -0.01 dB
Peak SAR (extrapolated) = 0.604 W/kg
SAR(1 g) = 0.390 W/kg; SAR(10 g) = 0.221 W/kg

Maximum value of SAR (measured) = 0.440 W/kg

This report shall not be reproduced except in full, without the written approval of UL Verification Services Ltd.

053: Front EUT Facing Phantom UMTS FDD Band 4 Middle CH1412
Date/Time: 02/07/2014
DUT: Sony, Type: FCC ID: PY7PM-0804

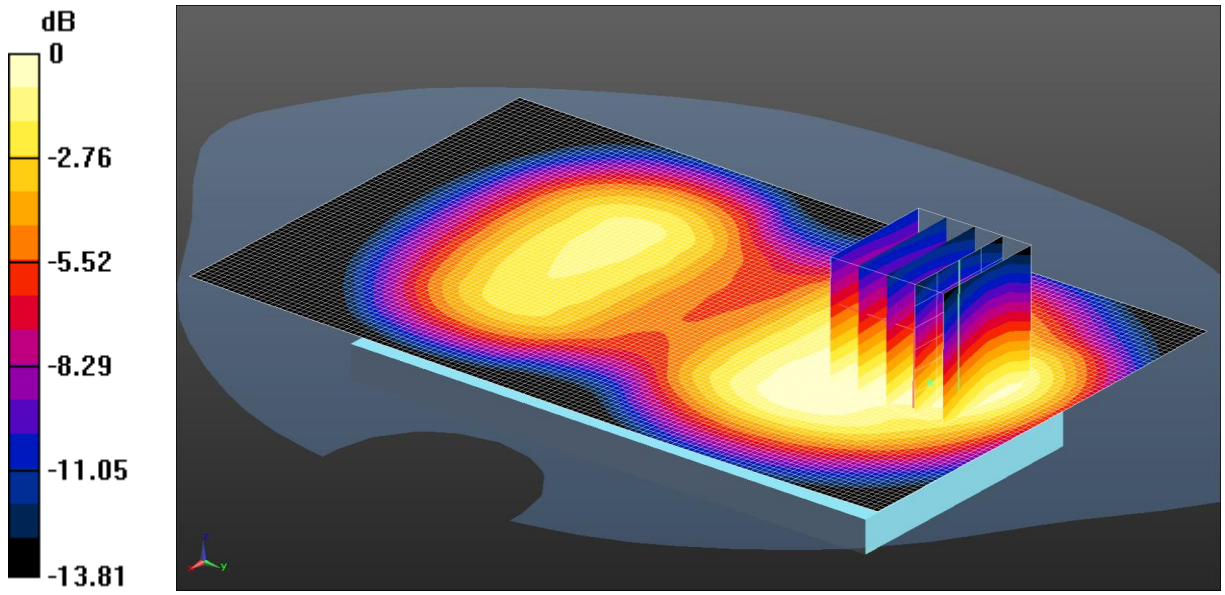

0 dB = 0.393 W/kg = -4.06 dBW/kg

Communication System: UID 0 - n/a, UMTS FDD ; Frequency: 1732.4 MHz;Duty Cycle: 1:1
Medium: 1800 MHz MSL Medium parameters used (interpolated): f = 1732.4 MHz; σ = 1.506 S/m; ε_r = 51.078; ρ = 1000 kg/m^3
Phantom section: Flat Section
DASY4 Configuration:
- Probe: ET3DV6 - SN1528; ConvF(4.68, 4.68, 4.68); Calibrated: 16/04/2014;
- Sensor-Surface: 4mm (Mechanical Surface Detection)
- Electronics: DAE3 Sn417; Calibrated: 10/04/2014
- Phantom: SAM B (Site 58); Type: Twin Phantom; Serial: TP:1020
- ; SEMCAD X Version 14.6.9 (7117)

Configuration/Front of EUT Facing Phantom - Middle/Area Scan (81x131x1): Interpolated grid: dx=1.500 mm, dy=1.500 mm

Maximum value of SAR (interpolated) = 0.391 W/kg

Configuration/Front of EUT Facing Phantom - Middle/Zoom Scan (5x5x7) 2 2 (5x5x7)/Cube 0: Measurement grid: dx=8mm, dy=8mm, dz=5mm
Reference Value = 8.976 V/m; Power Drift = -0.03 dB
Peak SAR (extrapolated) = 0.527 W/kg
SAR(1 g) = 0.365 W/kg; SAR(10 g) = 0.239 W/kg

Maximum value of SAR (measured) = 0.393 W/kg

This report shall not be reproduced except in full, without the written approval of UL Verification Services Ltd.

054: Back of EUT Facing Phantom UMTS FDD Band 4 Middle CH1412
Date: 02/07/2014
DUT: Sony, Type: FCC ID: PY7PM-0804

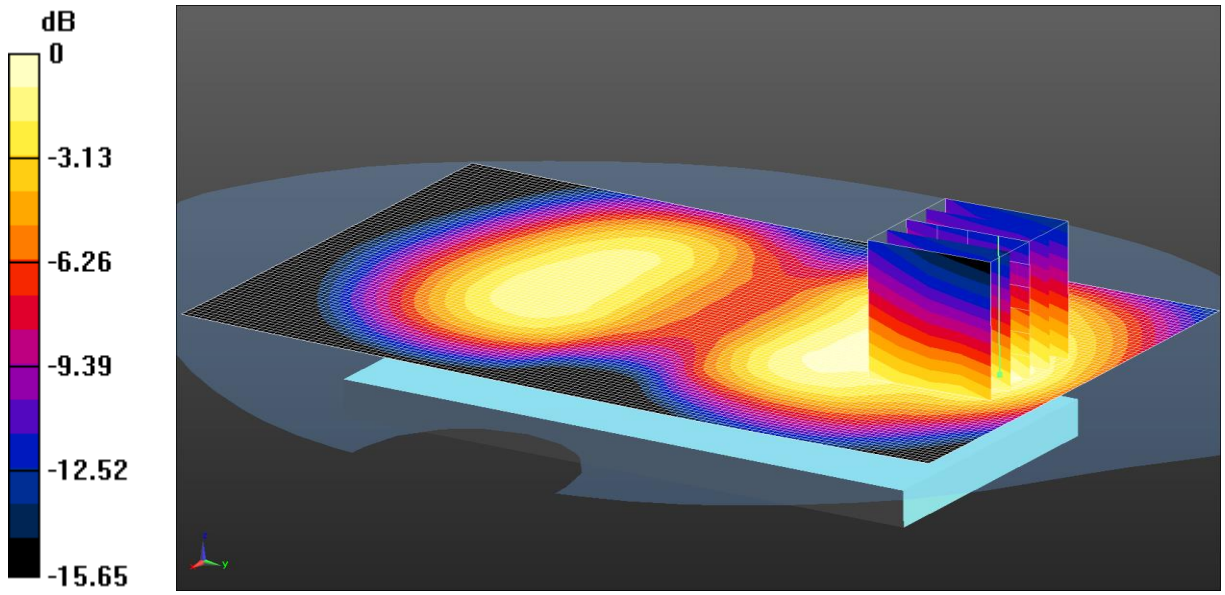

0 dB = 0.352 W/kg = -4.53 dBW/kg

Communication System: UID 0 - n/a, UMTS FDD ; Frequency: 1732.4 MHz;Duty Cycle: 1:1
Medium: 1800 MHz MSL Medium parameters used (interpolated): f = 1732.4 MHz; σ = 1.506 S/m; ε_r = 51.078; ρ = 1000 kg/m^3
Phantom section: Flat Section
DASY4 Configuration:
- Probe: ET3DV6 - SN1528; ConvF(4.68, 4.68, 4.68); Calibrated: 16/04/2014;
- Sensor-Surface: 4mm (Mechanical Surface Detection)
- Electronics: DAE3 Sn417; Calibrated: 10/04/2014
- Phantom: SAM B (Site 58); Type: Twin Phantom; Serial: TP:1020
- ; SEMCAD X Version 14.6.9 (7117)

Configuration/Back of EUT Facing Phantom - Middle/Area Scan (81x131x1): Interpolated grid: dx=1.500 mm, dy=1.500 mm

Maximum value of SAR (interpolated) = 0.350 W/kg

Configuration/Back of EUT Facing Phantom - Middle/Zoom Scan (5x5x7) 2 2 2 2 2 (5x5x7)/Cube 0: Measurement grid: dx=8mm, dy=8mm, dz=5mm
Reference Value = 7.252 V/m; Power Drift = 0.05 dB
Peak SAR (extrapolated) = 0.481 W/kg
SAR(1 g) = 0.328 W/kg; SAR(10 g) = 0.205 W/kg

Maximum value of SAR (measured) = 0.352 W/kg

This report shall not be reproduced except in full, without the written approval of UL Verification Services Ltd.

055: Touch Left UMTS FDD5 CH4183
Date: 02/07/2014
DUT: Sony, Type: FCC ID: PY7PM-0804

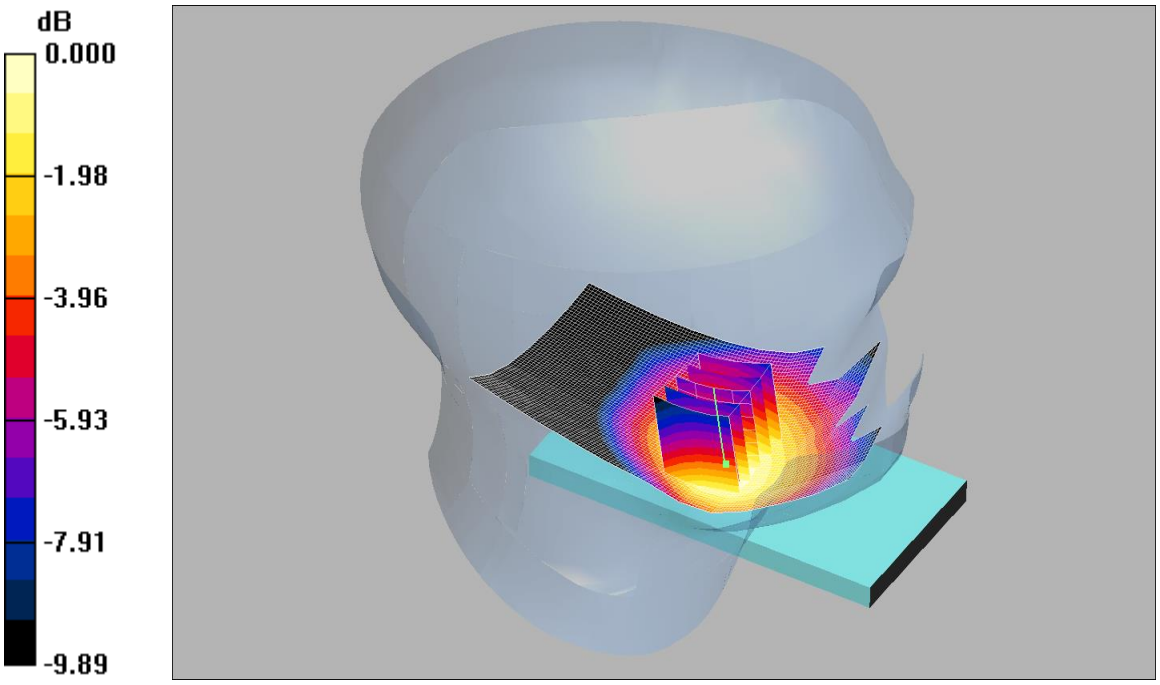

0 dB = 0.393mW/g

Communication System: UMTS-FDD 5; Frequency: 836.6 MHz;Duty Cycle: 1:1
Medium: 900 MHz HSL Medium parameters used (interpolated): f = 836.6 MHz; σ = 0.916 mho/m; ε_r = 40.9; ρ = 1000 kg/m^3
Phantom section: Left Section
DASY4 Configuration:
- Probe: ES3DV3 - SN3335; ConvF(6.13, 6.13, 6.13);
- Sensor-Surface: 4mm (Mechanical Surface Detection)
- Electronics: DAE3 Sn450; Calibrated: 31/10/2013
- Phantom: SAM 12b (Site 57); Type: SAM 4.0; Serial: TP:1031
- Measurement SW: DASY4, V4.7 Build 80; Postprocessing SW: SEMCAD, V1.8 Build 186

Touch Left - Middle/Area Scan (61x121x1): Measurement grid: dx=15mm, dy=15mm
Maximum value of SAR (interpolated) = 0.405 mW/g
Touch Left - Middle/Zoom Scan (5x5x7) (5x5x7)/Cube 0: Measurement grid: dx=8mm, dy=8mm, dz=5mm
Reference Value = 5.83 V/m; Power Drift = -0.191 dB
Peak SAR (extrapolated) = 0.494 W/kg
SAR(1 g) = 0.372 mW/g; SAR(10 g) = 0.274 mW/g
Maximum value of SAR (measured) = 0.393 mW/g

This report shall not be reproduced except in full, without the written approval of UL Verification Services Ltd.

056: Tilt Left UMTS FDD5 CH4183
Date: 02/07/2014
DUT: Sony, Type: FCC ID: PY7PM-0804

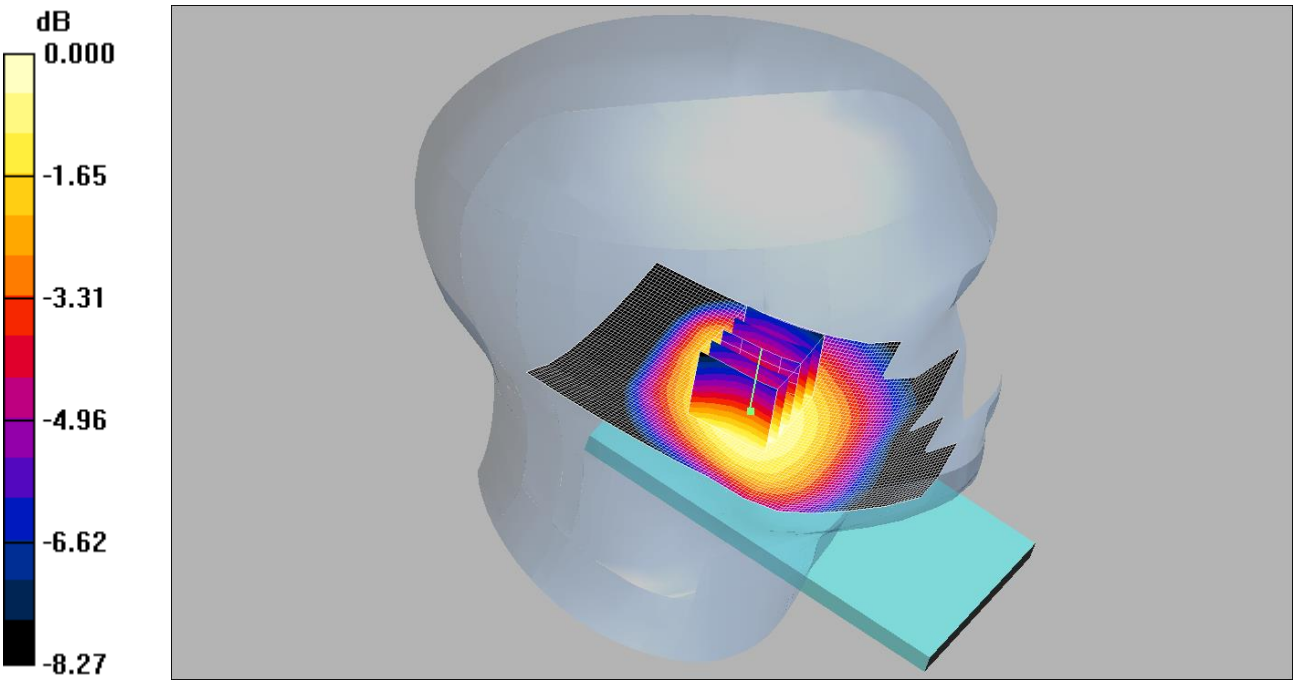

0 dB = 0.240mW/g

Communication System: UMTS-FDD 5; Frequency: 836.6 MHz;Duty Cycle: 1:1
Medium: 900 MHz HSL Medium parameters used (interpolated): f = 836.6 MHz; σ = 0.916 mho/m; ε_r = 40.9; ρ = 1000 kg/m^3
Phantom section: Left Section
DASY4 Configuration:
- Probe: ES3DV3 - SN3335; ConvF(6.13, 6.13, 6.13);
- Sensor-Surface: 4mm (Mechanical Surface Detection)
- Electronics: DAE3 Sn450; Calibrated: 31/10/2013
- Phantom: SAM 12b (Site 57); Type: SAM 4.0; Serial: TP:1031
- Measurement SW: DASY4, V4.7 Build 80; Postprocessing SW: SEMCAD, V1.8 Build 186

Tilt Left - Middle/Area Scan (61x121x1): Measurement grid: dx=15mm, dy=15mm
Maximum value of SAR (interpolated) = 0.237 mW/g

Tilt Left - Middle/Zoom Scan (5x5x7) (5x5x7)/Cube 0: Measurement grid: dx=8mm, dy=8mm, dz=5mm
Reference Value = 9.88 V/m; Power Drift = 0.088 dB
Peak SAR (extrapolated) = 0.277 W/kg
SAR(1 g) = 0.229 mW/g; SAR(10 g) = 0.176 mW/g
Maximum value of SAR (measured) = 0.240 mW/g

This report shall not be reproduced except in full, without the written approval of UL Verification Services Ltd.

057: Touch Right UMTS FDD5 CH4183
Date: 02/07/2014
DUT: Sony, Type: FCC ID: PY7PM-0804

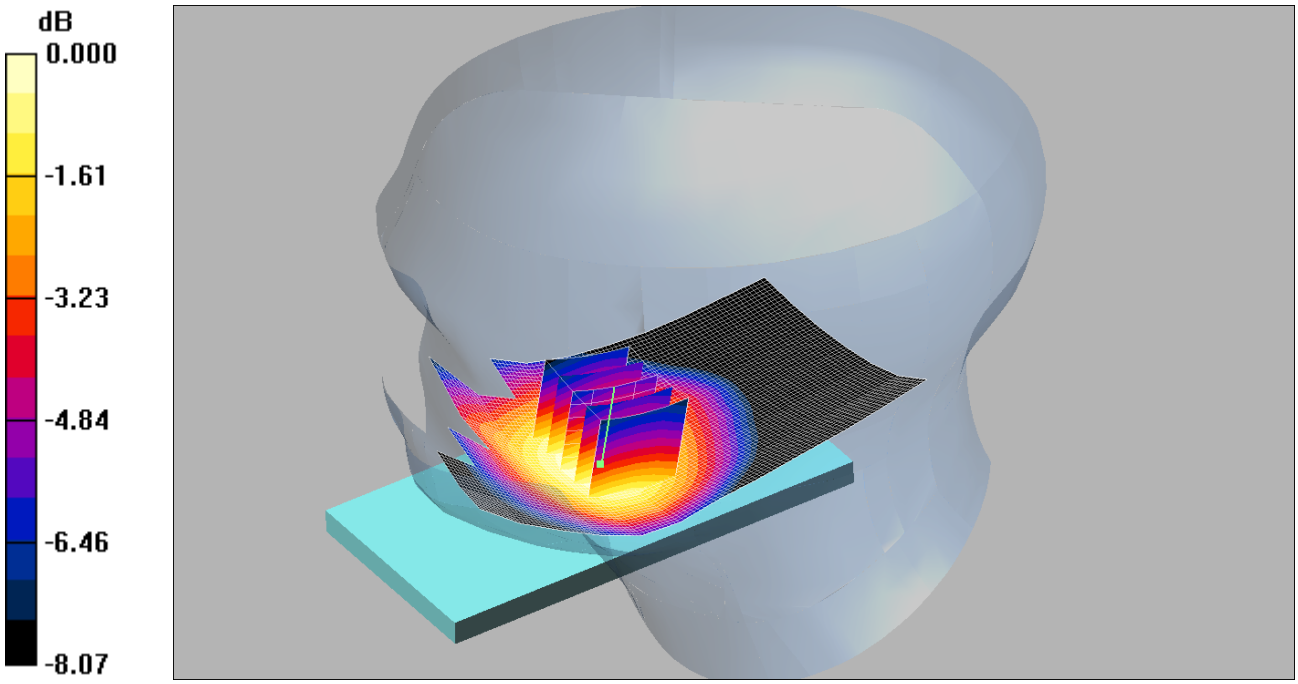

0 dB = 0.378mW/g

Communication System: UMTS-FDD 5; Frequency: 836.6 MHz;Duty Cycle: 1:1
Medium: 900 MHz HSL Medium parameters used (interpolated): f = 836.6 MHz; σ = 0.916 mho/m; ε_r = 40.9; ρ = 1000 kg/m^3
Phantom section: Right Section
DASY4 Configuration:
- Probe: ES3DV3 - SN3335; ConvF(6.13, 6.13, 6.13);
- Sensor-Surface: 4mm (Mechanical Surface Detection)
- Electronics: DAE3 Sn450; Calibrated: 31/10/2013
- Phantom: SAM 12b (Site 57); Type: SAM 4.0; Serial: TP:1031
- Measurement SW: DASY4, V4.7 Build 80; Postprocessing SW: SEMCAD, V1.8 Build 186

Touch Right - Middle/Area Scan (61x121x1): Measurement grid: dx=15mm, dy=15mm
Maximum value of SAR (interpolated) = 0.385 mW/g
Touch Right - Middle/Zoom Scan (5x5x7) (5x5x7)/Cube 0: Measurement grid: dx=8mm, dy=8mm, dz=5mm
Reference Value = 6.75 V/m; Power Drift = 0.102 dB
Peak SAR (extrapolated) = 0.443 W/kg
SAR(1 g) = 0.361 mW/g; SAR(10 g) = 0.277 mW/g
Maximum value of SAR (measured) = 0.378 mW/g

This report shall not be reproduced except in full, without the written approval of UL Verification Services Ltd.

058: Tilt Right UMTS FDD5 CH4183
Date: 02/07/2014
DUT: Sony, Type: FCC ID: PY7PM-0804

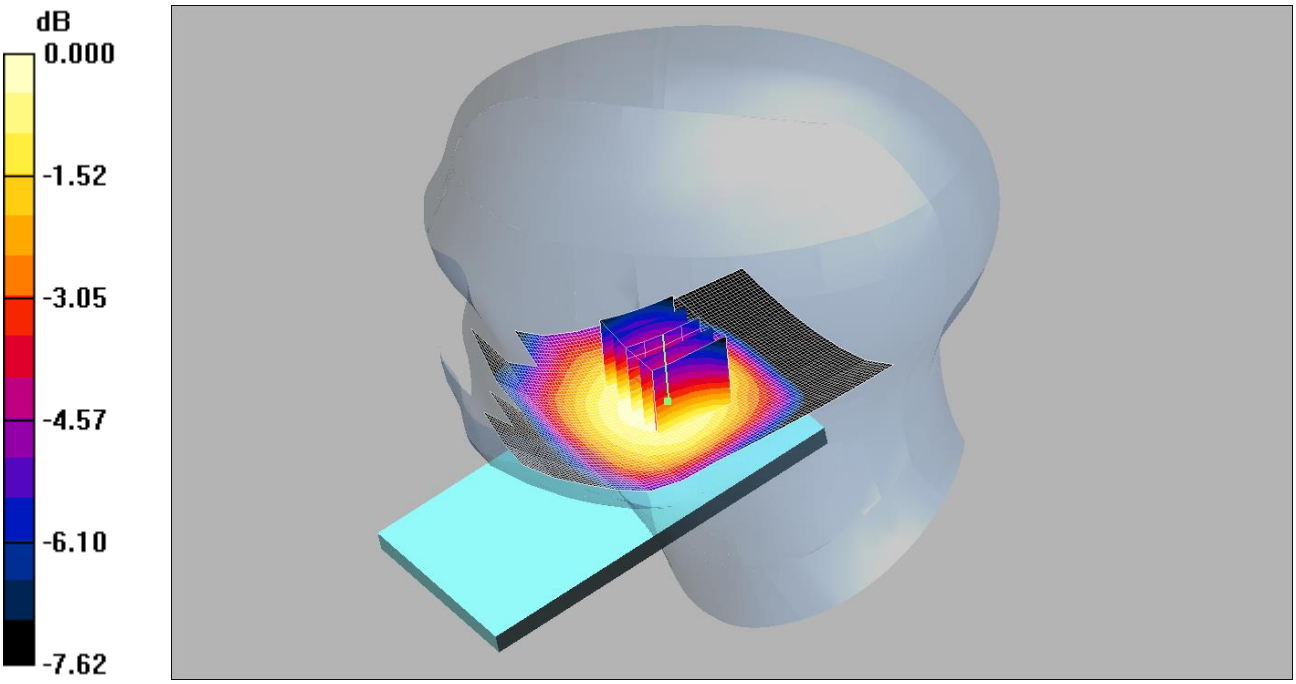

0 dB = 0.217mW/g

Communication System: UMTS-FDD 5; Frequency: 836.6 MHz;Duty Cycle: 1:1
Medium: 900 MHz HSL Medium parameters used (interpolated): f = 836.6 MHz; σ = 0.916 mho/m; ε_r = 40.9; ρ = 1000 kg/m^3
Phantom section: Right Section
DASY4 Configuration:
- Probe: ES3DV3 - SN3335; ConvF(6.13, 6.13, 6.13);
- Sensor-Surface: 4mm (Mechanical Surface Detection)
- Electronics: DAE3 Sn450; Calibrated: 31/10/2013
- Phantom: SAM 12b (Site 57); Type: SAM 4.0; Serial: TP:1031
- Measurement SW: DASY4, V4.7 Build 80; Postprocessing SW: SEMCAD, V1.8 Build 186

Tilt Right - Middle/Area Scan (61x121x1): Measurement grid: dx=15mm, dy=15mm
Maximum value of SAR (interpolated) = 0.219 mW/g

Tilt Right - Middle/Zoom Scan (5x5x7) (5x5x7)/Cube 0: Measurement grid: dx=8mm, dy=8mm, dz=5mm
Reference Value = 10.3 V/m; Power Drift = 0.074 dB
Peak SAR (extrapolated) = 0.248 W/kg
SAR(1 g) = 0.207 mW/g; SAR(10 g) = 0.163 mW/g
Maximum value of SAR (measured) = 0.217 mW/g

This report shall not be reproduced except in full, without the written approval of UL Verification Services Ltd.

059: Front of EUT Facing Phantom at UMTS FDD 5 CH4183
Date: 02/07/2014
DUT: Sony, Type: FCC ID: PY7PM-0804

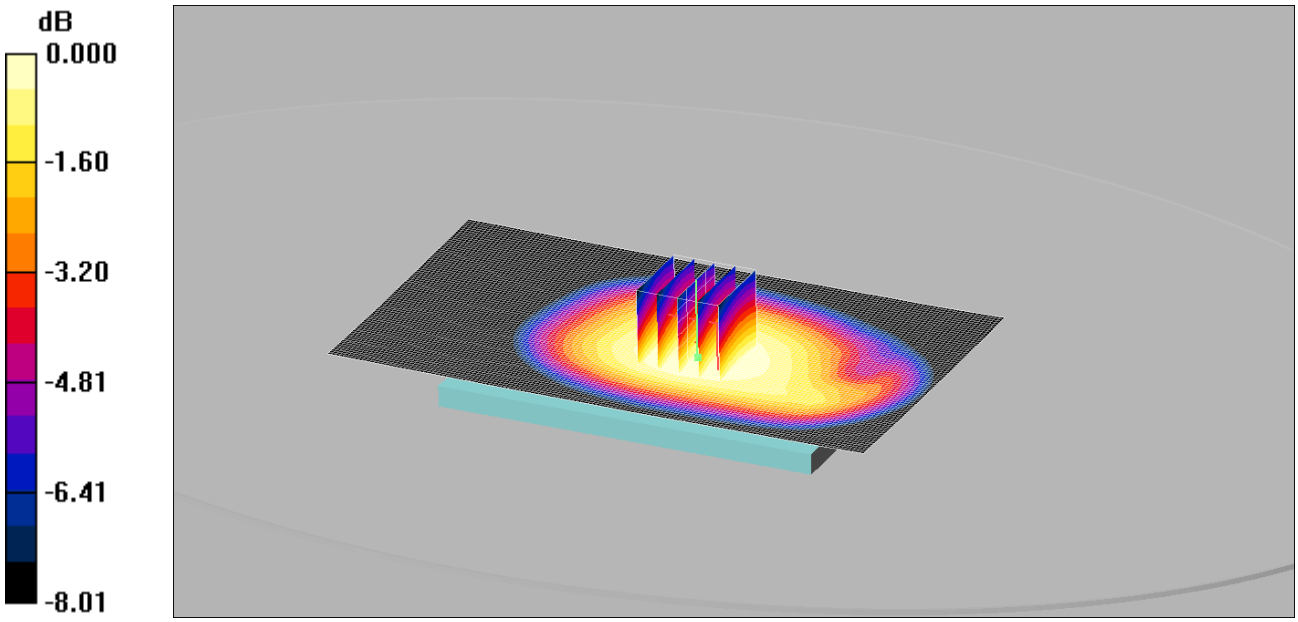

0 dB = 0.457mW/g

Communication System: UMTS-FDD 5; Frequency: 836.6 MHz;Duty Cycle: 1:1
Medium: 900 MHz MSL Medium parameters used (interpolated): f = 836.6 MHz; σ = 0.982 mho/m; ε_r = 53.6; ρ = 1000 kg/m^3
Phantom section: Flat Section
DASY4 Configuration:
- Probe: ES3DV3 - SN3335; ConvF(6.15, 6.15, 6.15);
- Sensor-Surface: 4mm (Mechanical Surface Detection)
- Electronics: DAE3 Sn450; Calibrated: 31/10/2013
- Phantom: ELI v5.0; Type: QDOVA002AA; Serial: TP:xxxx
- Measurement SW: DASY4, V4.7 Build 80; Postprocessing SW: SEMCAD, V1.8 Build 186

Front of EUT Facing Phantom - Middle/Area Scan 2 (81x141x1): Measurement grid: dx=15mm, dy=15mm
Maximum value of SAR (interpolated) = 0.462 mW/g
Front of EUT Facing Phantom - Middle/Zoom Scan (5x5x7) 2 2 (5x5x7)/Cube 0: Measurement grid: dx=8mm, dy=8mm, dz=5mm
Reference Value = 22.0 V/m; Power Drift = -0.010 dB
Peak SAR (extrapolated) = 0.532 W/kg
SAR(1 g) = 0.440 mW/g; SAR(10 g) = 0.346 mW/g
Maximum value of SAR (measured) = 0.457 mW/g

This report shall not be reproduced except in full, without the written approval of UL Verification Services Ltd.

060: Back of EUT Facing Phantom at UMTS FDD 5 CH4183
Date: 02/07/2014
DUT: Sony, Type: FCC ID: PY7PM-0804

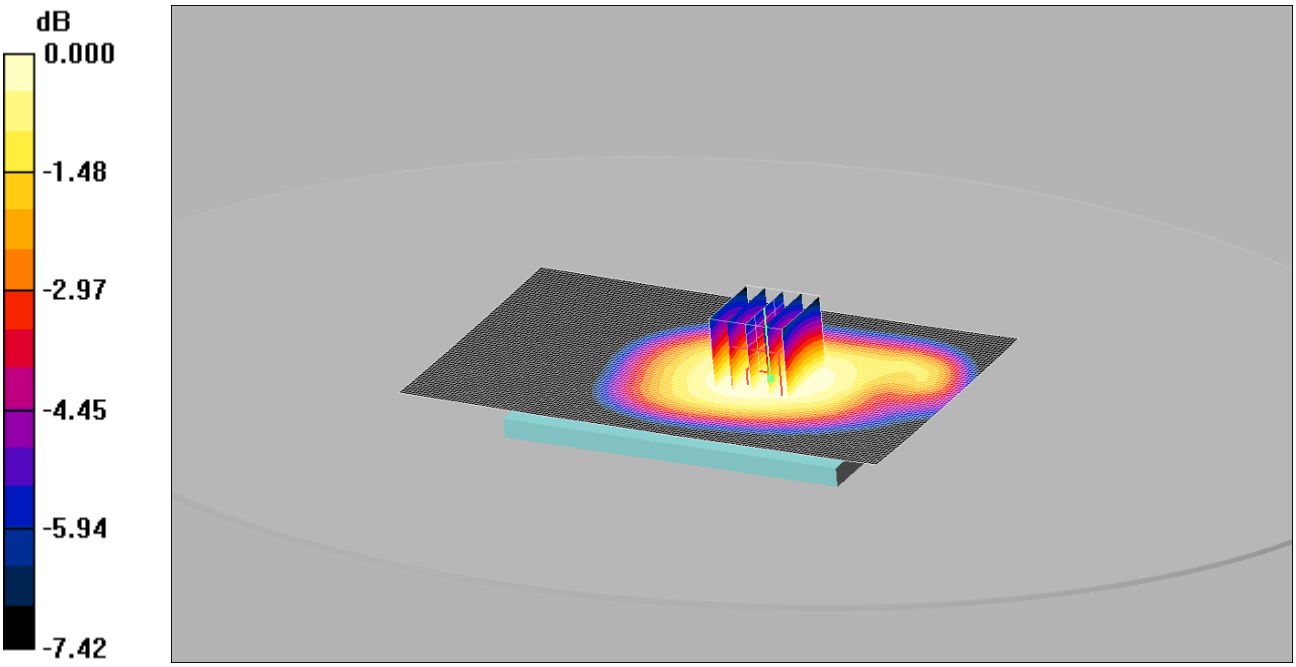

0 dB = 0.474mW/g

Communication System: UMTS-FDD 5; Frequency: 836.6 MHz;Duty Cycle: 1:1
Medium: 900 MHz MSL Medium parameters used (interpolated): f = 836.6 MHz; σ = 0.982 mho/m; ε_r = 53.6; ρ = 1000 kg/m^3
Phantom section: Flat Section
DASY4 Configuration:
- Probe: ES3DV3 - SN3335; ConvF(6.15, 6.15, 6.15);
- Sensor-Surface: 4mm (Mechanical Surface Detection)
- Electronics: DAE3 Sn450; Calibrated: 31/10/2013
- Phantom: ELI v5.0; Type: QDOVA002AA; Serial: TP:xxxx
- Measurement SW: DASY4, V4.7 Build 80; Postprocessing SW: SEMCAD, V1.8 Build 186

Back of EUT Facing Phantom - Middle/Area Scan 2 (81x141x1): Measurement grid: dx=15mm, dy=15mm
Maximum value of SAR (interpolated) = 0.475 mW/g
Back of EUT Facing Phantom - Middle/Zoom Scan (5x5x7) 2 2 (5x5x7)/Cube 0: Measurement grid: dx=8mm, dy=8mm, dz=5mm
Reference Value = 22.0 V/m; Power Drift = 0.009 dB
Peak SAR (extrapolated) = 0.548 W/kg
SAR(1 g) = 0.455 mW/g; SAR(10 g) = 0.360 mW/g
Maximum value of SAR (measured) = 0.474 mW/g

This report shall not be reproduced except in full, without the written approval of UL Verification Services Ltd.

061: Left Hand Side of EUT Facing Phantom at UMTS FDD 5 CH4183
Date: 02/07/2014
DUT: Sony, Type: FCC ID: PY7PM-0804

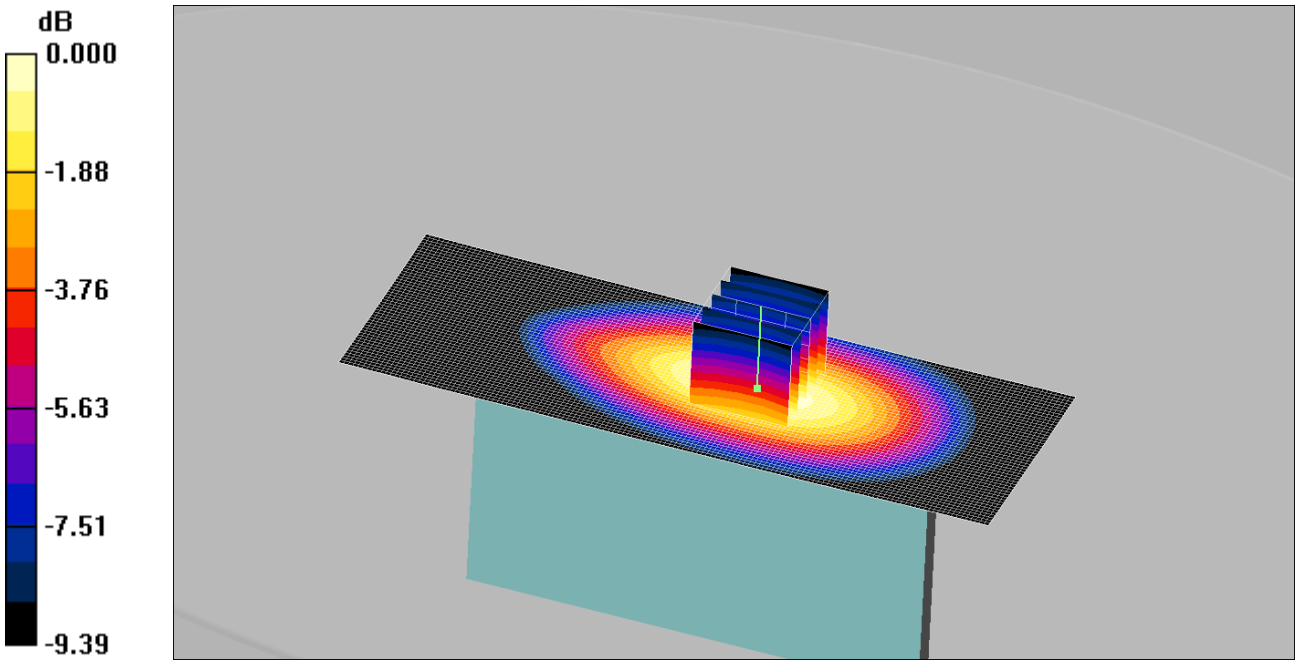

0 dB = 0.511mW/g

Communication System: UMTS-FDD 5; Frequency: 897.6 MHz;Duty Cycle: 1:1
Medium: 900 MHz MSL Medium parameters used (interpolated): f = 897.6 MHz; σ = 1.02 mho/m; ε_r = 53.3; ρ = 1000 kg/m^3
Phantom section: Flat Section
DASY4 Configuration:
- Probe: ES3DV3 - SN3335; ConvF(6.04, 6.04, 6.04);
- Sensor-Surface: 4mm (Mechanical Surface Detection)
- Electronics: DAE3 Sn450; Calibrated: 31/10/2013
- Phantom: ELI v5.0; Type: QDOVA002AA; Serial: TP:xxxx
- Measurement SW: DASY4, V4.7 Build 80; Postprocessing SW: SEMCAD, V1.8 Build 186

Left of EUT Facing Phantom - Middle/Area Scan 2 (51x141x1): Measurement grid: dx=15mm, dy=15mm
Maximum value of SAR (interpolated) = 0.504 mW/g
Left of EUT Facing Phantom - Middle/Zoom Scan (5x5x7) 2 2 (5x5x7)/Cube 0: Measurement grid: dx=8mm, dy=8mm, dz=5mm
Reference Value = 22.3 V/m; Power Drift = 0.018 dB
Peak SAR (extrapolated) = 0.676 W/kg
SAR(1 g) = 0.477 mW/g; SAR(10 g) = 0.327 mW/g
Maximum value of SAR (measured) = 0.511 mW/g

This report shall not be reproduced except in full, without the written approval of UL Verification Services Ltd.

062: Right Hand Side of EUT Facing Phantom at UMTS FDD 5 CH4183
Date: 02/07/2014
DUT: Sony, Type: FCC ID: PY7PM-0804

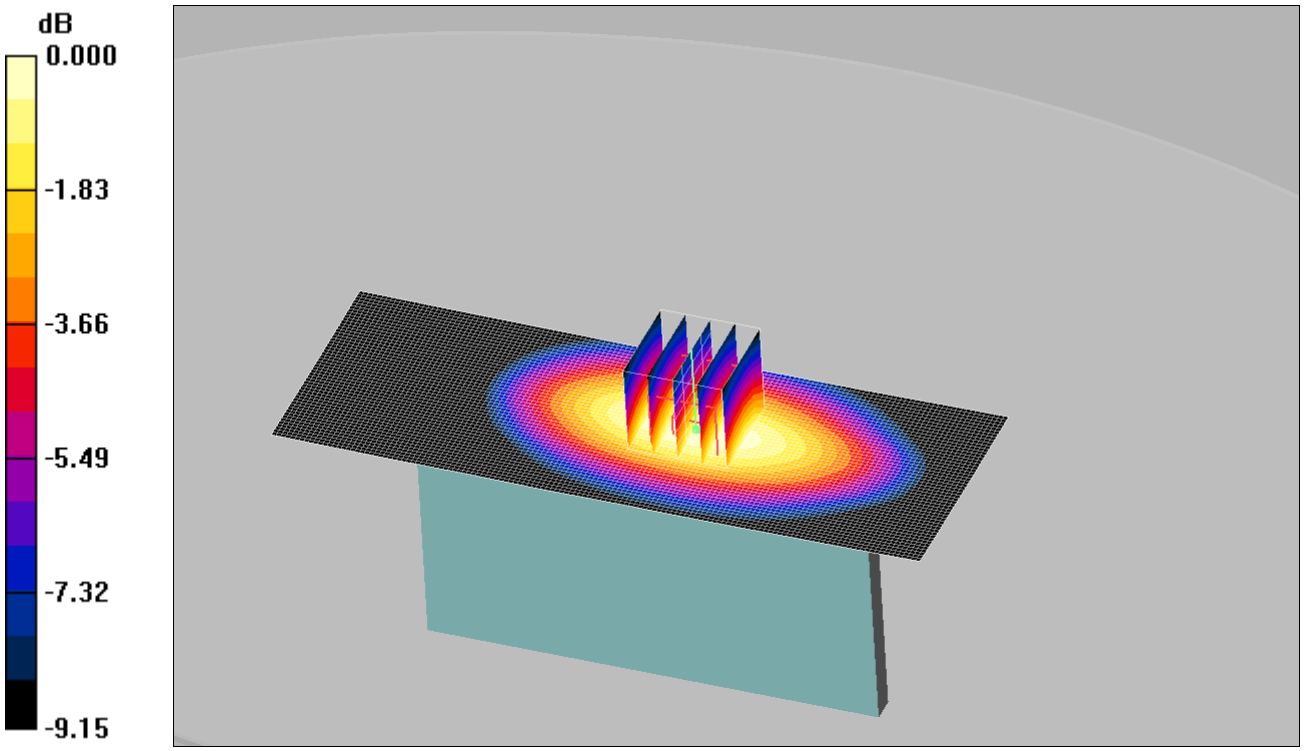

0 dB = 0.545mW/g

Communication System: UMTS-FDD 5; Frequency: 897.6 MHz;Duty Cycle: 1:1
Medium: 900 MHz MSL Medium parameters used (interpolated): f = 897.6 MHz; σ = 1.02 mho/m; ε_r = 53.3; ρ = 1000 kg/m^3
Phantom section: Flat Section
DASY4 Configuration:
- Probe: ES3DV3 - SN3335; ConvF(6.04, 6.04, 6.04);
- Sensor-Surface: 4mm (Mechanical Surface Detection)
- Electronics: DAE3 Sn450; Calibrated: 31/10/2013
- Phantom: ELI v5.0; Type: QDOVA002AA; Serial: TP:xxxx
- Measurement SW: DASY4, V4.7 Build 80; Postprocessing SW: SEMCAD, V1.8 Build 186

Right of EUT Facing Phantom - Middle/Area Scan 2 (51x141x1): Measurement grid: dx=15mm, dy=15mm
Maximum value of SAR (interpolated) = 0.545 mW/g

Right of EUT Facing Phantom - Middle/Zoom Scan (5x5x7) 2 2 (5x5x7)/Cube 0: Measurement grid: dx=8mm, dy=8mm, dz=5mm
Reference Value = 23.2 V/m; Power Drift = 0.032 dB
Peak SAR (extrapolated) = 0.715 W/kg
SAR(1 g) = 0.511 mW/g; SAR(10 g) = 0.355 mW/g
Maximum value of SAR (measured) = 0.545 mW/g

This report shall not be reproduced except in full, without the written approval of UL Verification Services Ltd.

063: Bottom of EUT Facing Phantom at UMTS FDD 5 CH4183
Date: 02/07/2014
DUT: Sony, Type: FCC ID: PY7PM-0804

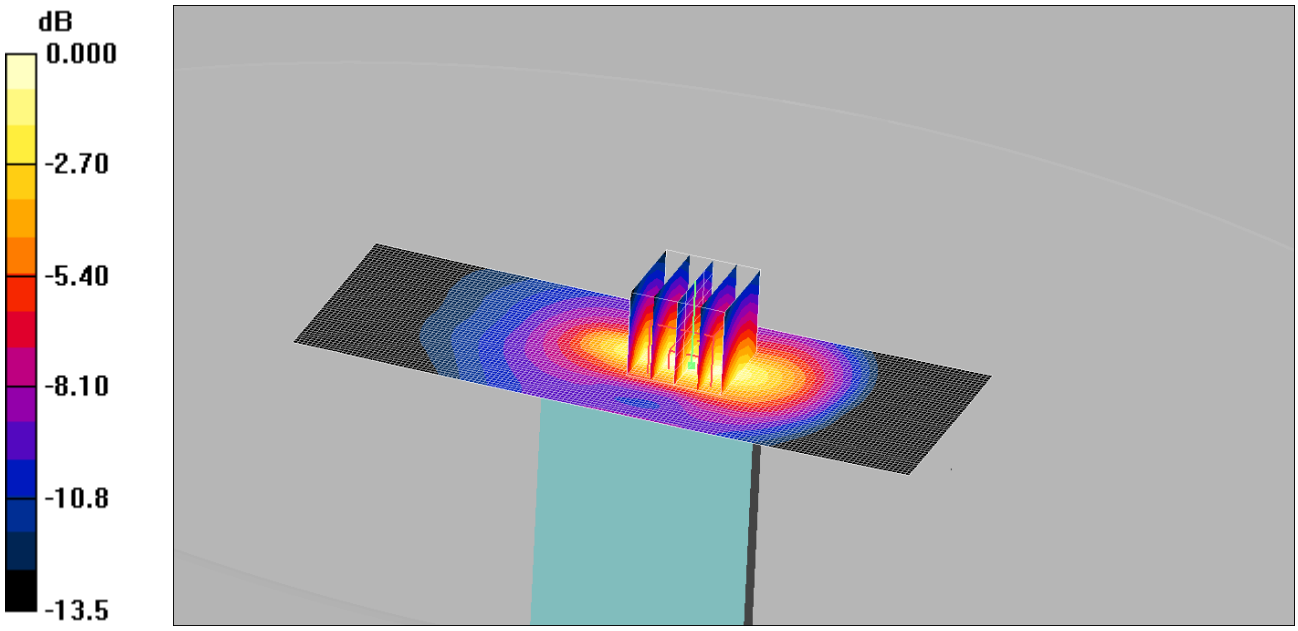

0 dB = 0.126mW/g

Communication System: UMTS-FDD 5; Frequency: 897.6 MHz;Duty Cycle: 1:1
Medium: 900 MHz MSL Medium parameters used (interpolated): f = 897.6 MHz; σ = 1.02 mho/m; ε_r = 53.3; ρ = 1000 kg/m^3
Phantom section: Flat Section
DASY4 Configuration:
- Probe: ES3DV3 - SN3335; ConvF(6.04, 6.04, 6.04);
- Sensor-Surface: 4mm (Mechanical Surface Detection)
- Electronics: DAE3 Sn450; Calibrated: 31/10/2013
- Phantom: ELI v5.0; Type: QDOVA002AA; Serial: TP:xxxx
- Measurement SW: DASY4, V4.7 Build 80; Postprocessing SW: SEMCAD, V1.8 Build 186

Bottom of EUT Facing Phantom - Middle/Area Scan 2 (51x141x1): Measurement grid: dx=15mm, dy=15mm
Maximum value of SAR (interpolated) = 0.120 mW/g

Bottom of EUT Facing Phantom - Middle/Zoom Scan (5x5x7) 2 2 (5x5x7)/Cube 0: Measurement grid: dx=8mm, dy=8mm, dz=5mm
Reference Value = 11.1 V/m; Power Drift = 0.039 dB
Peak SAR (extrapolated) = 0.189 W/kg
SAR(1 g) = 0.112 mW/g; SAR(10 g) = 0.063 mW/g
Maximum value of SAR (measured) = 0.126 mW/g

This report shall not be reproduced except in full, without the written approval of UL Verification Services Ltd.