064: Touch Left LTE Band 2 1 RB High CH18700
Date: 30/6/14
DUT: Sony, Type: FCC ID: PY7PM-0804

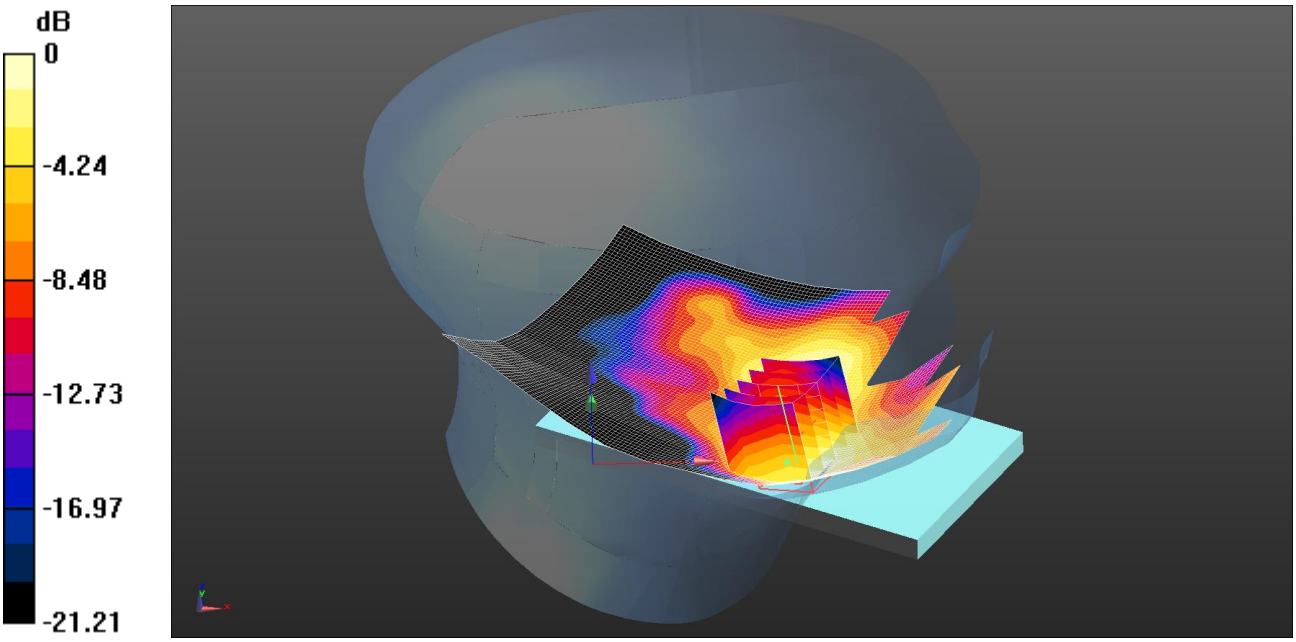

0 dB = 0.174 W/kg = -7.59 dBW/kg

Communication System: UID 0, LTE Bands - 20MHz Channel BW (0); Frequency: 1860 MHz;Duty Cycle: 1:1
Medium: 1900 MHz HSL Medium parameters used (interpolated): f = 1860 MHz; σ = 1.302 S/m; ε_r = 39.831; ρ = 1000 kg/m^3
Phantom section: Left Section
DASY4 Configuration:
- Probe: EX3DV4 - SN3995; ConvF(7.96, 7.96, 7.96); Calibrated: 9/5/14;
- Sensor-Surface: 4mm (Mechanical Surface Detection)
- Electronics: DAE4 Sn1435; Calibrated: 15/4/14
- Phantom: SAM (30deg probe tilt) with CRP v5.0; Type: QD000P40CD; Serial: TP:1832
- ; SEMCAD X Version 14.6.10 (7331)

Configuration/Touch Left - Low 2/Area Scan (81x121x1): Interpolated grid: dx=1.500 mm, dy=1.500 mm
Maximum value of SAR (interpolated) = 0.181 W/kg
Configuration/Touch Left - Low 2/Zoom Scan (5x5x7) 2 (5x5x7)/Cube 0: Measurement grid: dx=8mm, dy=8mm, dz=5mm
Reference Value = 2.157 V/m; Power Drift = 0.01 dB
Peak SAR (extrapolated) = 0.251 W/kg
SAR(1 g) = 0.163 W/kg; SAR(10 g) = 0.103 W/kg
Maximum value of SAR (measured) = 0.174 W/kg

This report shall not be reproduced except in full, without the written approval of UL Verification Services Ltd.

065: Touch Left LTE Band 2 50%RB HighCH18700
Date: 1/7/14
DUT: Sony, Type: FCC ID: PY7PM-0804

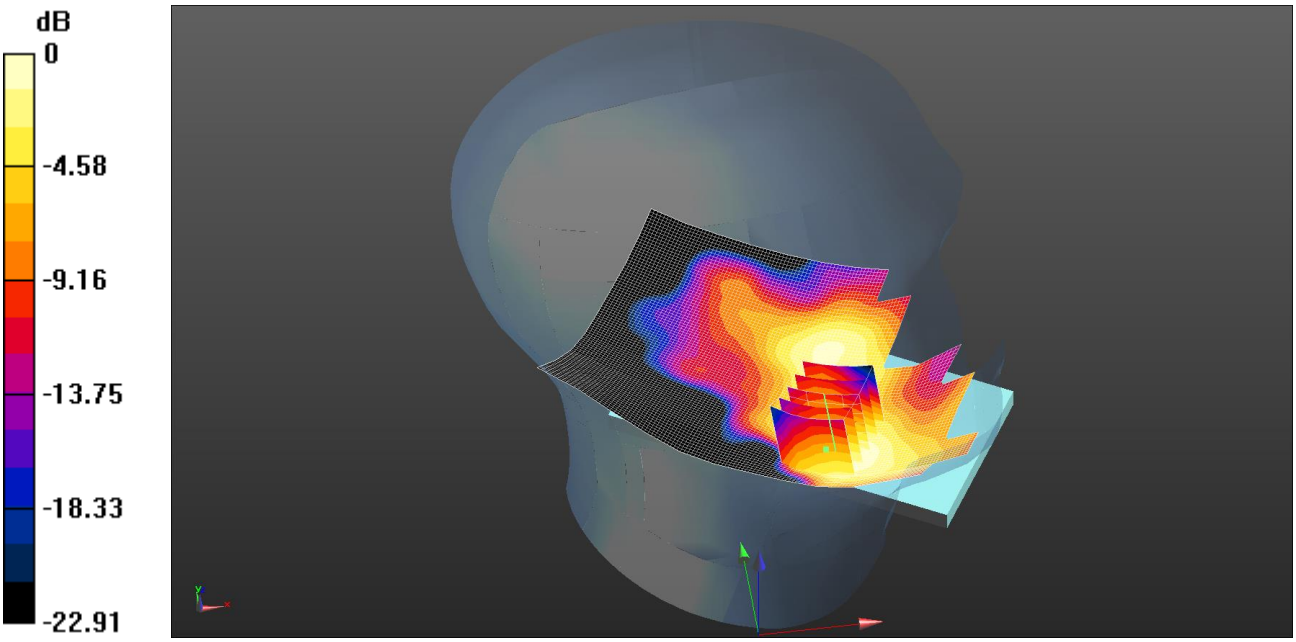

0 dB = 0.152 W/kg = -8.18 dBW/kg

Communication System: UID 0, LTE Bands - 20MHz Channel BW (0); Frequency: 1860 MHz;Duty Cycle: 1:1
Medium: 1900 MHz HSL Medium parameters used (interpolated): f = 1860 MHz; σ = 1.302 S/m; ε_r = 39.831; ρ = 1000 kg/m^3
Phantom section: Left Section
DASY4 Configuration:
- Probe: EX3DV4 - SN3995; ConvF(7.96, 7.96, 7.96); Calibrated: 9/5/14;
- Sensor-Surface: 4mm (Mechanical Surface Detection)
- Electronics: DAE4 Sn1435; Calibrated: 15/4/14
- Phantom: SAM (30deg probe tilt) with CRP v5.0; Type: QD000P40CD; Serial: TP:1832
- ; SEMCAD X Version 14.6.10 (7331)

Configuration/Touch Left - Low 2 2/Area Scan (81x121x1): Interpolated grid: dx=1.500 mm, dy=1.500 mm
Maximum value of SAR (interpolated) = 0.183 W/kg

Configuration/Touch Left - Low 2 2/Zoom Scan (5x5x7) 2 (5x5x7)/Cube 0: Measurement grid: dx=8mm, dy=8mm, dz=5mm
Reference Value = 9.701 V/m; Power Drift = 0.11 dB
Peak SAR (extrapolated) = 0.211 W/kg
SAR(1 g) = 0.141 W/kg; SAR(10 g) = 0.089 W/kg
Maximum value of SAR (measured) = 0.152 W/kg

This report shall not be reproduced except in full, without the written approval of UL Verification Services Ltd.

066: Tilt Left LTE Band 2 1 RB High CH18700
Date: 1/7/14
DUT: Sony, Type: FCC ID: PY7PM-0804

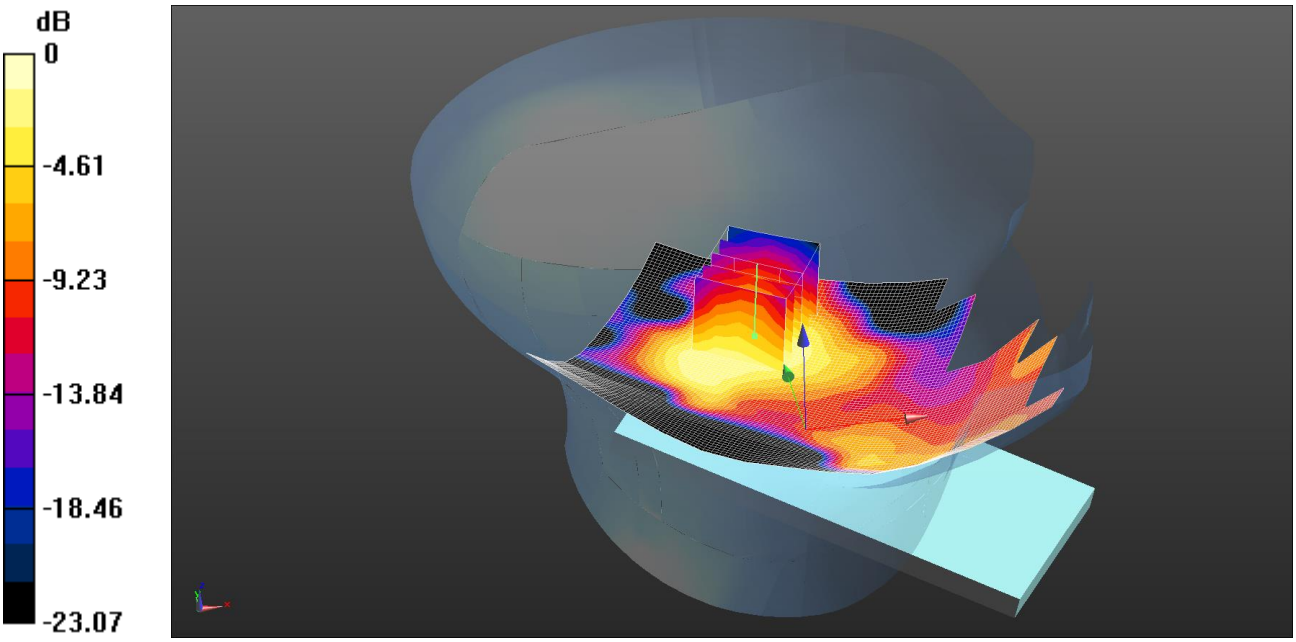

0 dB = 0.0853 W/kg = -10.69 dBW/kg

Communication System: UID 0, LTE Bands - 20MHz Channel BW (0); Frequency: 1860 MHz;Duty Cycle: 1:1
Medium: 1900 MHz HSL Medium parameters used (interpolated): f = 1860 MHz; σ = 1.302 S/m; ε_r = 39.831; ρ = 1000 kg/m^3
Phantom section: Left Section
DASY4 Configuration:
- Probe: EX3DV4 - SN3995; ConvF(7.96, 7.96, 7.96); Calibrated: 9/5/14;
- Sensor-Surface: 4mm (Mechanical Surface Detection)
- Electronics: DAE4 Sn1435; Calibrated: 15/4/14
- Phantom: SAM (30deg probe tilt) with CRP v5.0; Type: QD000P40CD; Serial: TP:1832
- ; SEMCAD X Version 14.6.10 (7331)

Configuration/Tilt Left - Low/Area Scan (81x121x1): Interpolated grid: dx=1.500 mm, dy=1.500 mm
Maximum value of SAR (interpolated) = 0.0884 W/kg

Configuration/Tilt Left - Low/Zoom Scan (5x5x7) (5x5x7)/Cube 0: Measurement grid: dx=8mm, dy=8mm, dz=5mm
Reference Value = 7.238 V/m; Power Drift = 0.05 dB
Peak SAR (extrapolated) = 0.121 W/kg
SAR(1 g) = 0.079 W/kg; SAR(10 g) = 0.048 W/kg
Maximum value of SAR (measured) = 0.0853 W/kg

This report shall not be reproduced except in full, without the written approval of UL Verification Services Ltd.

067: Tilt Left LTE Band 2 50%RB HighCH18700
Date: 1/7/14
DUT: Sony, Type: FCC ID: PY7PM-0804

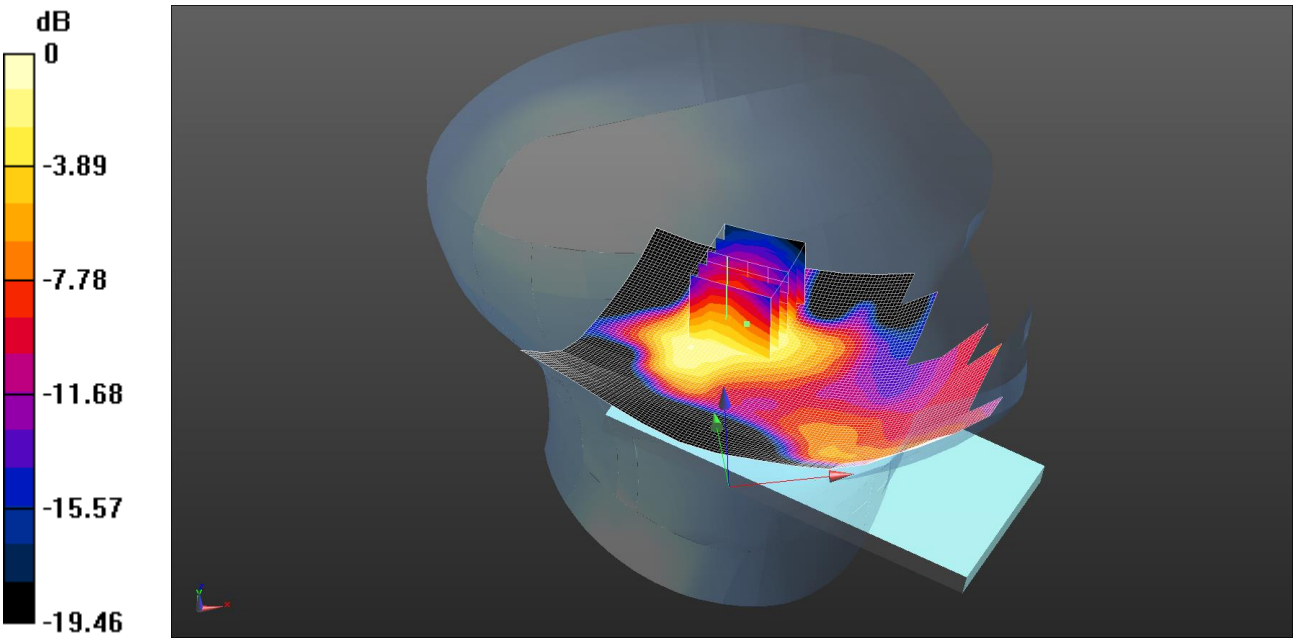

0 dB = 0.0749 W/kg = -11.26 dBW/kg

Communication System: UID 0, LTE Bands - 20MHz Channel BW (0); Frequency: 1860 MHz;Duty Cycle: 1:1
Medium: 1900 MHz HSL Medium parameters used (interpolated): f = 1860 MHz; σ = 1.302 S/m; ε_r = 39.831; ρ = 1000 kg/m^3
Phantom section: Left Section
DASY4 Configuration:
- Probe: EX3DV4 - SN3995; ConvF(7.96, 7.96, 7.96); Calibrated: 9/5/14;
- Sensor-Surface: 4mm (Mechanical Surface Detection)
- Electronics: DAE4 Sn1435; Calibrated: 15/4/14
- Phantom: SAM (30deg probe tilt) with CRP v5.0; Type: QD000P40CD; Serial: TP:1832
- ; SEMCAD X Version 14.6.10 (7331)

Configuration/Tilt Left - Low/Area Scan (81x121x1): Interpolated grid: dx=1.500 mm, dy=1.500 mm
Maximum value of SAR (interpolated) = 0.0835 W/kg

Configuration/Tilt Left - Low/Zoom Scan (5x5x7) (5x5x7)/Cube 0: Measurement grid: dx=8mm, dy=8mm, dz=5mm
Reference Value = 6.659 V/m; Power Drift = 0.10 dB
Peak SAR (extrapolated) = 0.110 W/kg
SAR(1 g) = 0.071 W/kg; SAR(10 g) = 0.042 W/kg
Maximum value of SAR (measured) = 0.0749 W/kg

This report shall not be reproduced except in full, without the written approval of UL Verification Services Ltd.

068: Touch Right LTE Band 2 1 RB High CH18700
Date: 1/7/14
DUT: Sony, Type: FCC ID: PY7PM-0804

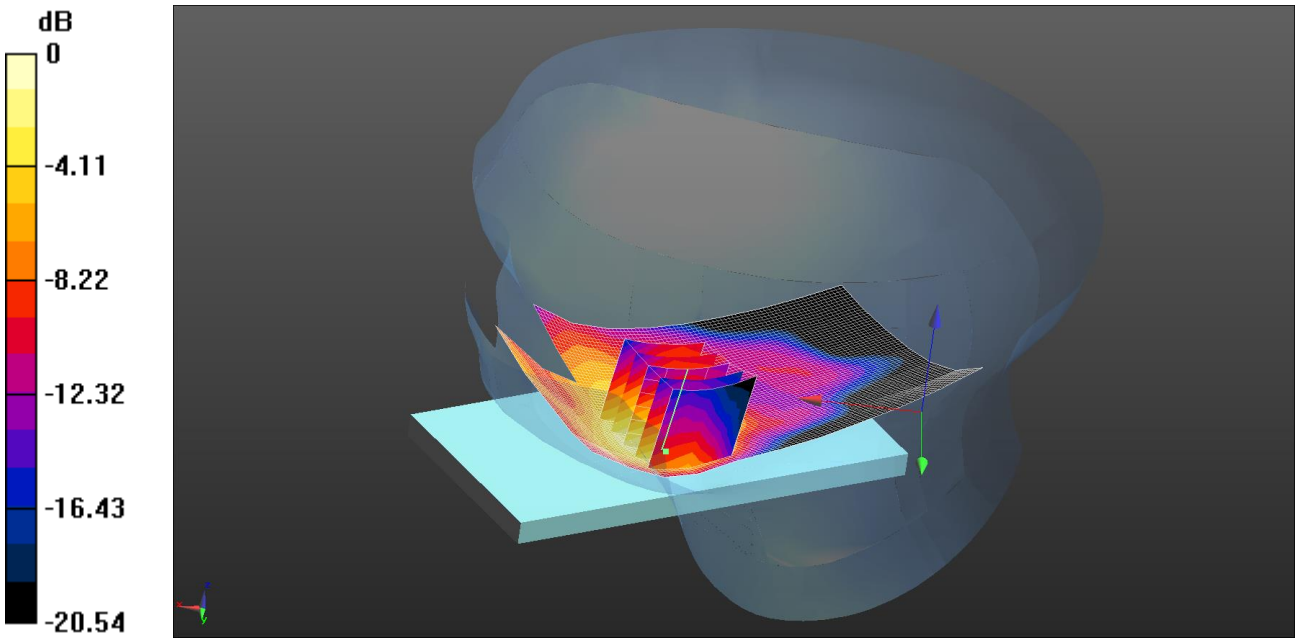

0 dB = 0.264 W/kg = -5.78 dBW/kg

Communication System: UID 0, LTE Bands - 20MHz Channel BW (0); Frequency: 1860 MHz;Duty Cycle: 1:1
Medium: 1900 MHz HSL Medium parameters used (interpolated): f = 1860 MHz; σ = 1.302 S/m; ε_r = 39.831; ρ = 1000 kg/m^3
Phantom section: Right Section
DASY4 Configuration:
- Probe: EX3DV4 - SN3995; ConvF(7.96, 7.96, 7.96); Calibrated: 9/5/14;
- Sensor-Surface: 4mm (Mechanical Surface Detection)
- Electronics: DAE4 Sn1435; Calibrated: 15/4/14
- Phantom: SAM (30deg probe tilt) with CRP v5.0; Type: QD000P40CD; Serial: TP:1832
- ; SEMCAD X Version 14.6.10 (7331)

Configuration/Touch Right - Low/Area Scan (61x101x1): Interpolated grid: dx=1.500 mm, dy=1.500 mm
Maximum value of SAR (interpolated) = 0.265 W/kg

Configuration/Touch Right - Low/Zoom Scan (5x5x7) 2 (5x5x7)/Cube 0: Measurement grid: dx=8mm, dy=8mm, dz=5mm
Reference Value = 13.32 V/m; Power Drift = -0.01 dB
Peak SAR (extrapolated) = 0.384 W/kg
SAR(1 g) = 0.243 W/kg; SAR(10 g) = 0.145 W/kg
Maximum value of SAR (measured) = 0.264 W/kg

This report shall not be reproduced except in full, without the written approval of UL Verification Services Ltd.

069: Touch Right LTE Band 2 50% RB High CH18700
Date: 1/7/14
DUT: Sony, Type: FCC ID: PY7PM-0804

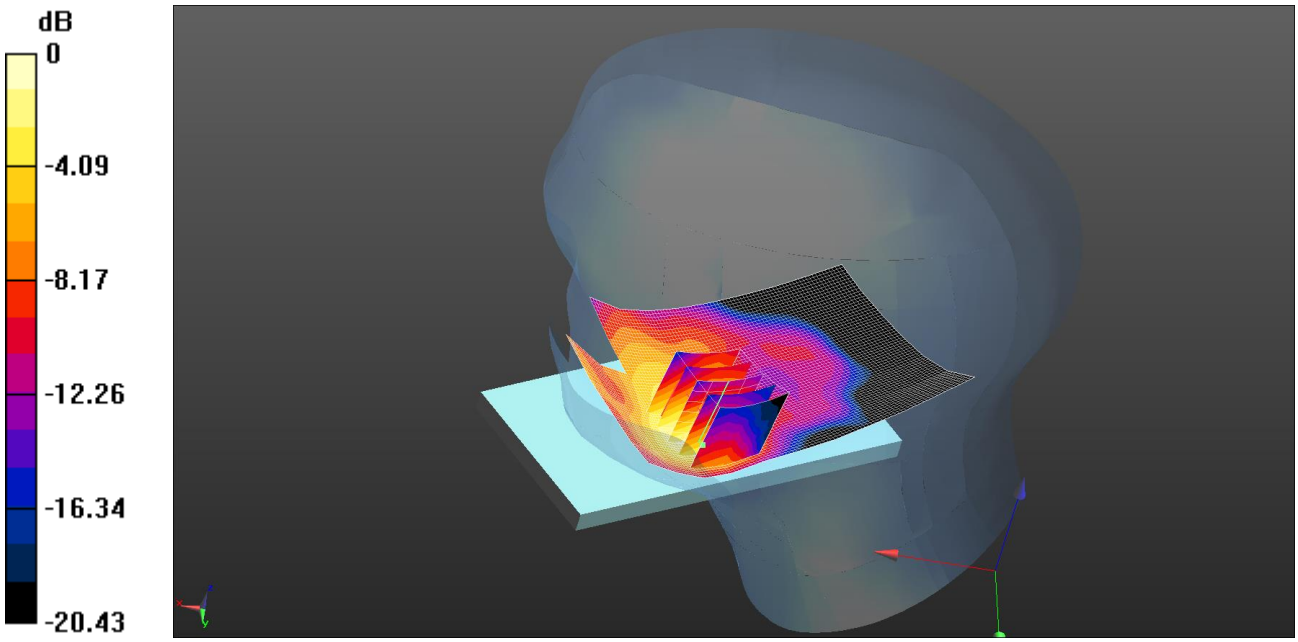

0 dB = 0.219 W/kg = -6.60 dBW/kg

Communication System: UID 0, LTE Bands - 20MHz Channel BW (0); Frequency: 1860 MHz;Duty Cycle: 1:1
Medium: 1900 MHz HSL Medium parameters used (interpolated): f = 1860 MHz; σ = 1.302 S/m; ε_r = 39.831; ρ = 1000 kg/m^3
Phantom section: Right Section
DASY4 Configuration:
- Probe: EX3DV4 - SN3995; ConvF(7.96, 7.96, 7.96); Calibrated: 9/5/14;
- Sensor-Surface: 4mm (Mechanical Surface Detection)
- Electronics: DAE4 Sn1435; Calibrated: 15/4/14
- Phantom: SAM (30deg probe tilt) with CRP v5.0; Type: QD000P40CD; Serial: TP:1832
- ; SEMCAD X Version 14.6.10 (7331)

Configuration/Touch Right - Low/Area Scan (61x101x1): Interpolated grid: dx=1.500 mm, dy=1.500 mm
Maximum value of SAR (interpolated) = 0.227 W/kg

Configuration/Touch Right - Low/Zoom Scan (5x5x7) 2 (5x5x7)/Cube 0: Measurement grid: dx=8mm, dy=8mm, dz=5mm
Reference Value = 11.90 V/m; Power Drift = 0.12 dB
Peak SAR (extrapolated) = 0.323 W/kg
SAR(1 g) = 0.203 W/kg; SAR(10 g) = 0.122 W/kg
Maximum value of SAR (measured) = 0.219 W/kg

This report shall not be reproduced except in full, without the written approval of UL Verification Services Ltd.

070: Tilt Right LTE Band 2 1 RB High CH18700
Date: 1/7/14
DUT: Sony, Type: FCC ID: PY7PM-0804

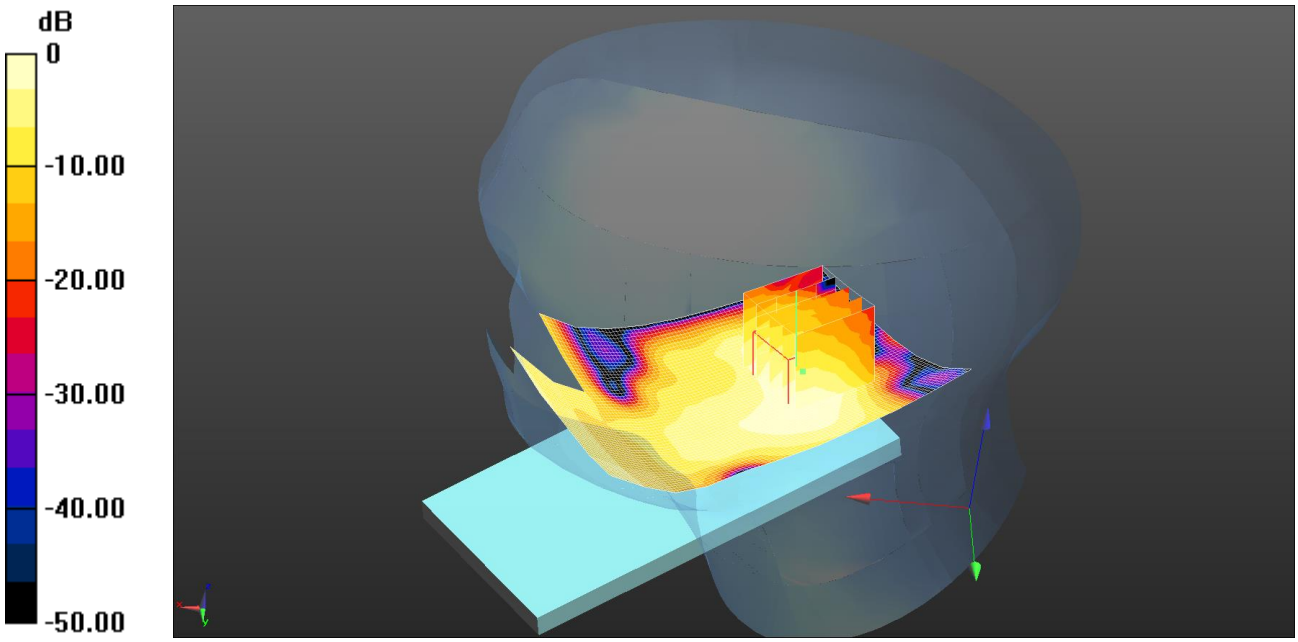

0 dB = 0.0715 W/kg = -11.46 dBW/kg

Communication System: UID 0, LTE Bands - 20MHz Channel BW (0); Frequency: 1860 MHz;Duty Cycle: 1:1
Medium: 1900 MHz HSL Medium parameters used (interpolated): f = 1860 MHz; σ = 1.302 S/m; ε_r = 39.831; ρ = 1000 kg/m^3
Phantom section: Right Section
DASY4 Configuration:
- Probe: EX3DV4 - SN3995; ConvF(7.96, 7.96, 7.96); Calibrated: 9/5/14;
- Sensor-Surface: 4mm (Mechanical Surface Detection)
- Electronics: DAE4 Sn1435; Calibrated: 15/4/14
- Phantom: SAM (30deg probe tilt) with CRP v5.0; Type: QD000P40CD; Serial: TP:1832
- ; SEMCAD X Version 14.6.10 (7331)

Configuration/Tilt Right - Low/Area Scan (61x101x1): Interpolated grid: dx=1.500 mm, dy=1.500 mm
Maximum value of SAR (interpolated) = 0.109 W/kg

Configuration/Tilt Right - Low/Zoom Scan (5x5x7) (5x5x7)/Cube 0: Measurement grid: dx=8mm, dy=8mm, dz=5mm
Reference Value = 7.038 V/m; Power Drift = 0.07 dB
Peak SAR (extrapolated) = 0.104 W/kg
SAR(1 g) = 0.065 W/kg; SAR(10 g) = 0.037 W/kg
Maximum value of SAR (measured) = 0.0715 W/kg

This report shall not be reproduced except in full, without the written approval of UL Verification Services Ltd.

071: Tilt Right LTE Band 2 50% RB High CH18700
Date: 1/7/14
DUT: Sony, Type: FCC ID: PY7PM-0804

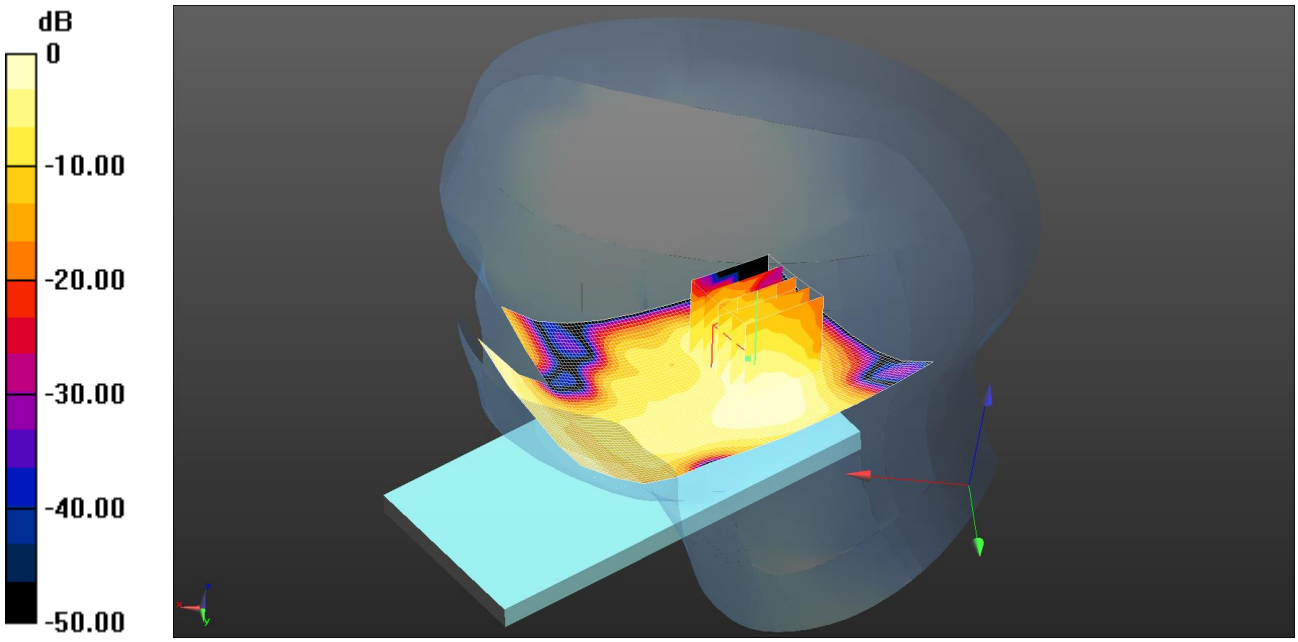

0 dB = 0.0630 W/kg = -12.01 dBW/kg

Communication System: UID 0, LTE Bands - 20MHz Channel BW (0); Frequency: 1860 MHz;Duty Cycle: 1:1
Medium: 1900 MHz HSL Medium parameters used (interpolated): f = 1860 MHz; σ = 1.302 S/m; ε_r = 39.831; ρ = 1000 kg/m^3
Phantom section: Right Section
DASY4 Configuration:
- Probe: EX3DV4 - SN3995; ConvF(7.96, 7.96, 7.96); Calibrated: 9/5/14;
- Sensor-Surface: 4mm (Mechanical Surface Detection)
- Electronics: DAE4 Sn1435; Calibrated: 15/4/14
- Phantom: SAM (30deg probe tilt) with CRP v5.0; Type: QD000P40CD; Serial: TP:1832
- ; SEMCAD X Version 14.6.10 (7331)

Configuration/Tilt Right - Low/Area Scan (61x101x1): Interpolated grid: dx=1.500 mm, dy=1.500 mm
Maximum value of SAR (interpolated) = 0.0844 W/kg

Configuration/Tilt Right - Low/Zoom Scan (5x5x7) 2 (5x5x7)/Cube 0: Measurement grid: dx=8mm, dy=8mm, dz=5mm
Reference Value = 6.884 V/m; Power Drift = -0.06 dB
Peak SAR (extrapolated) = 0.0950 W/kg
SAR(1 g) = 0.056 W/kg; SAR(10 g) = 0.033 W/kg
Maximum value of SAR (measured) = 0.0630 W/kg

This report shall not be reproduced except in full, without the written approval of UL Verification Services Ltd.

072: Front of EUT Facing Phantom LTE Band 2 1 RB High CH18700
Date: 1/7/14
DUT: Sony, Type: FCC ID: PY7PM-0804

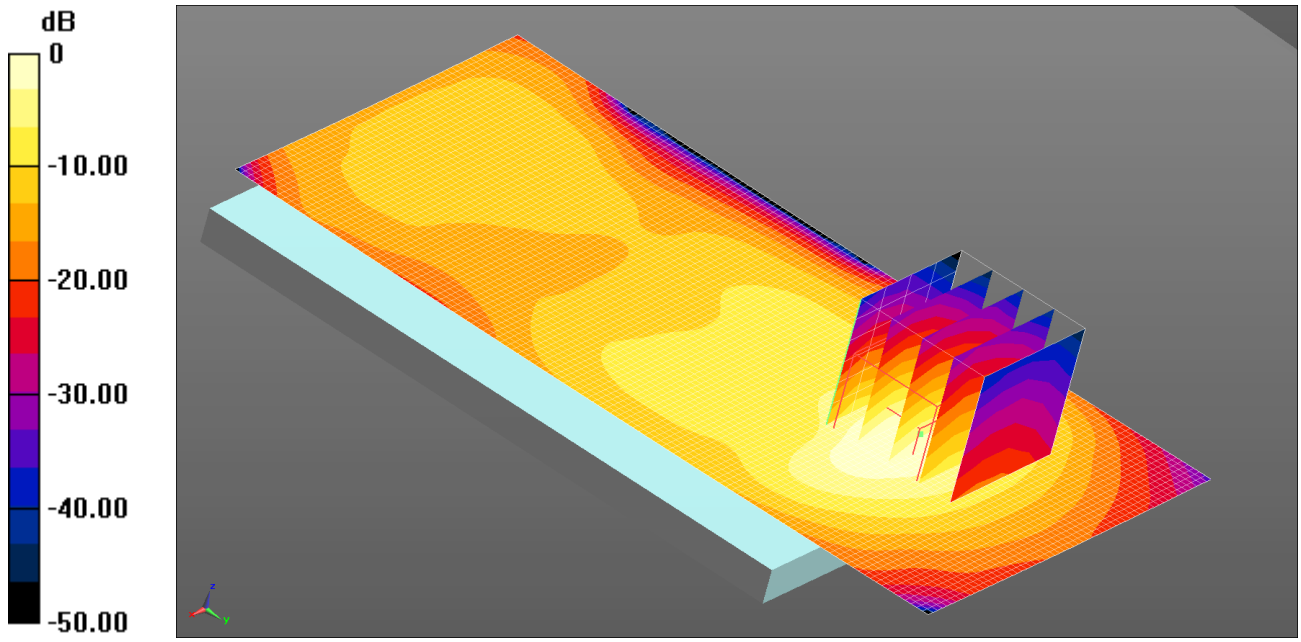

0 dB = 0.449 W/kg = -3.47 dBW/kg

Communication System: UID 0, LTE Bands - 20MHz Channel BW (0); Frequency: 1860 MHz;Duty Cycle: 1:1
Medium: 1900Mhz MSL Medium parameters used (interpolated): f = 1860 MHz; σ = 1.491 S/m; ε_r = 53.501; ρ = 1000 kg/m^3
Phantom section: Flat Section
DASY4 Configuration:
- Probe: EX3DV4 - SN3995; ConvF(7.74, 7.74, 7.74); Calibrated: 9/5/14;
- Sensor-Surface: 4mm (Mechanical Surface Detection)
- Electronics: DAE4 Sn1435; Calibrated: 15/4/14
- Phantom: ELI v5.0 (30deg probe tilt); Type: QDOVA002AA; Serial: TP:xxxx
- ; SEMCAD X Version 14.6.10 (7331)

Configuration/Front of EUT Facing Phantom - Low/Area Scan 2 2 (61x121x1): Interpolated grid: dx=1.500 mm, dy=1.500 mm
Maximum value of SAR (interpolated) = 0.449 W/kg

Configuration/Front of EUT Facing Phantom - Low/Zoom Scan (5x5x7) 2 (5x5x7)/Cube 0: Measurement grid: dx=8mm, dy=8mm, dz=5mm
Reference Value = 3.486 V/m; Power Drift = 0.18 dB
Peak SAR (extrapolated) = 0.686 W/kg
SAR(1 g) = 0.396 W/kg; SAR(10 g) = 0.211 W/kg
Maximum value of SAR (measured) = 0.401 W/kg

This report shall not be reproduced except in full, without the written approval of UL Verification Services Ltd.

073: Front of EUT Facing Phantom LTE Band 2 50% RB High CH18700
Date: 1/7/14
DUT: Sony, Type: FCC ID: PY7PM-0804

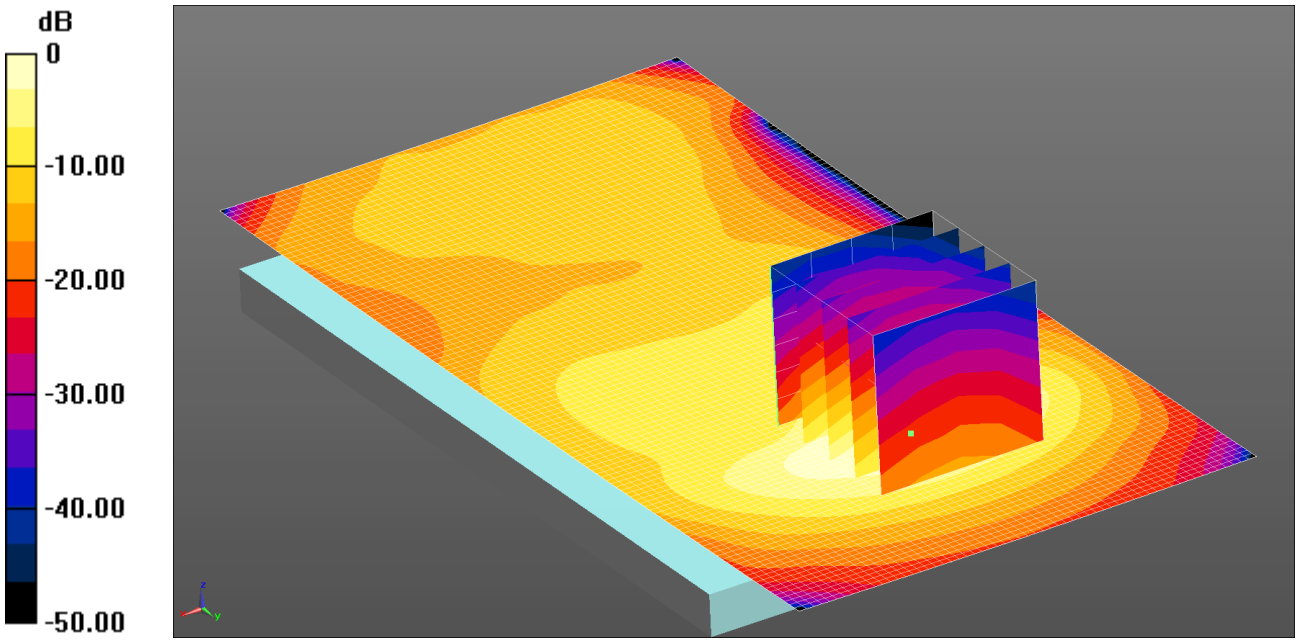

0 dB = 0.443 W/kg = -3.53 dBW/kg

Communication System: UID 0, LTE Bands - 20MHz Channel BW (0); Frequency: 1860 MHz;Duty Cycle: 1:1
Medium: 1900Mhz MSL Medium parameters used (interpolated): f = 1860 MHz; σ = 1.491 S/m; ε_r = 53.501; ρ = 1000 kg/m^3
Phantom section: Flat Section
DASY4 Configuration:
- Probe: EX3DV4 - SN3995; ConvF(7.74, 7.74, 7.74); Calibrated: 9/5/14;
- Sensor-Surface: 4mm (Mechanical Surface Detection)
- Electronics: DAE4 Sn1435; Calibrated: 15/4/14
- Phantom: ELI v5.0 (30deg probe tilt); Type: QDOVA002AA; Serial: TP:xxxx
- ; SEMCAD X Version 14.6.10 (7331)

Configuration/Front of EUT Facing Phantom - Low/Area Scan (61x121x1): Interpolated grid: dx=1.500 mm, dy=1.500 mm
Maximum value of SAR (interpolated) = 0.443 W/kg

Configuration/Front of EUT Facing Phantom - Low/Zoom Scan (5x5x7) 2 (5x5x7)/Cube 0: Measurement grid: dx=8mm, dy=8mm, dz=5mm
Reference Value = 3.671 V/m; Power Drift = 0.09 dB
Peak SAR (extrapolated) = 0.671 W/kg
SAR(1 g) = 0.387 W/kg; SAR(10 g) = 0.208 W/kg
Maximum value of SAR (measured) = 0.434 W/kg

This report shall not be reproduced except in full, without the written approval of UL Verification Services Ltd.

074: Back of EUT Facing Phantom LTE Band 2 1 RB High CH18700
Date: 1/7/14
DUT: Sony, Type: FCC ID: PY7PM-0804

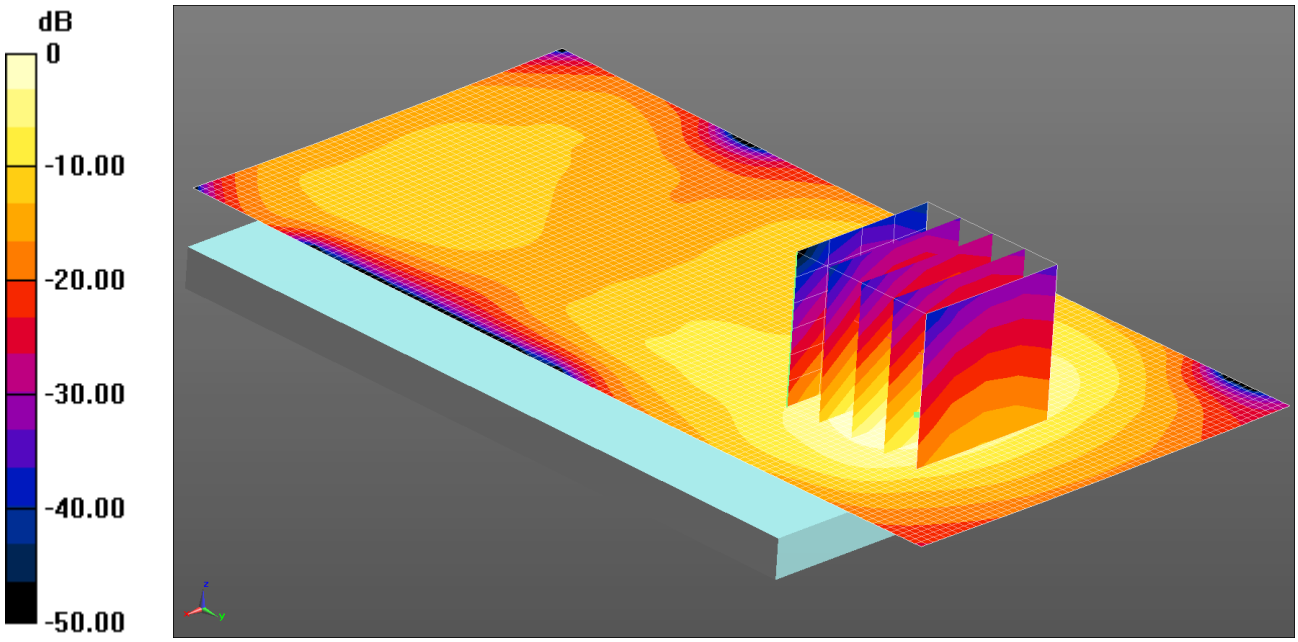

0 dB = 0.360 W/kg = -4.44 dBW/kg

Communication System: UID 0, LTE Bands - 20MHz Channel BW (0); Frequency: 1860 MHz;Duty Cycle: 1:1
Medium: 1900Mhz MSL Medium parameters used (interpolated): f = 1860 MHz; σ = 1.491 S/m; ε_r = 53.501; ρ = 1000 kg/m^3
Phantom section: Flat Section
DASY4 Configuration:
- Probe: EX3DV4 - SN3995; ConvF(7.74, 7.74, 7.74); Calibrated: 9/5/14;
- Sensor-Surface: 4mm (Mechanical Surface Detection)
- Electronics: DAE4 Sn1435; Calibrated: 15/4/14
- Phantom: ELI v5.0 (30deg probe tilt); Type: QDOVA002AA; Serial: TP:xxxx
- ; SEMCAD X Version 14.6.10 (7331)

Configuration/Back of EUT Facing Phantom - Low/Area Scan (61x121x1): Interpolated grid: dx=1.500 mm, dy=1.500 mm
Maximum value of SAR (interpolated) = 0.360 W/kg

Configuration/Back of EUT Facing Phantom - Low/Zoom Scan (5x5x7) 2 (5x5x7)/Cube 0: Measurement grid: dx=8mm, dy=8mm, dz=5mm
Reference Value = 2.449 V/m; Power Drift = 0.05 dB
Peak SAR (extrapolated) = 0.556 W/kg
SAR(1 g) = 0.325 W/kg; SAR(10 g) = 0.174 W/kg
Maximum value of SAR (measured) = 0.370 W/kg

This report shall not be reproduced except in full, without the written approval of UL Verification Services Ltd.

075: Back of EUT Facing Phantom LTE Band 2 50% RB High CH18700
Date: 1/7/14
DUT: Sony, Type: FCC ID: PY7PM-0804

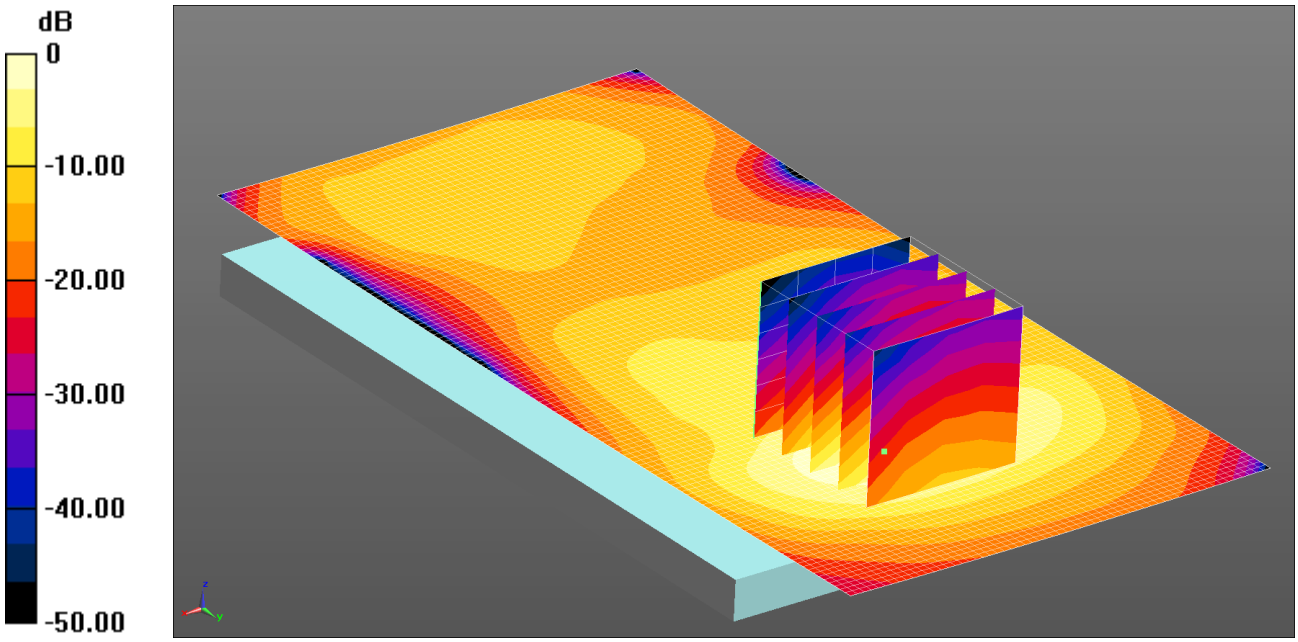

0 dB = 0.369 W/kg = -4.33 dBW/kg

Communication System: UID 0, LTE Bands - 20MHz Channel BW (0); Frequency: 1860 MHz;Duty Cycle: 1:1
Medium: 1900Mhz MSL Medium parameters used (interpolated): f = 1860 MHz; σ = 1.491 S/m; ε_r = 53.501; ρ = 1000 kg/m^3
Phantom section: Flat Section
DASY4 Configuration:
- Probe: EX3DV4 - SN3995; ConvF(7.74, 7.74, 7.74); Calibrated: 9/5/14;
- Sensor-Surface: 4mm (Mechanical Surface Detection)
- Electronics: DAE4 Sn1435; Calibrated: 15/4/14
- Phantom: ELI v5.0 (30deg probe tilt); Type: QDOVA002AA; Serial: TP:xxxx
- ; SEMCAD X Version 14.6.10 (7331)

Configuration/Back of EUT Facing Phantom - Low/Area Scan (61x121x1): Interpolated grid: dx=1.500 mm, dy=1.500 mm
Maximum value of SAR (interpolated) = 0.369 W/kg

Configuration/Back of EUT Facing Phantom - Low/Zoom Scan (5x5x7) 2 (5x5x7)/Cube 0: Measurement grid: dx=8mm, dy=8mm, dz=5mm
Reference Value = 2.763 V/m; Power Drift = -0.07 dB
Peak SAR (extrapolated) = 0.541 W/kg
SAR(1 g) = 0.318 W/kg; SAR(10 g) = 0.172 W/kg
Maximum value of SAR (measured) = 0.358 W/kg

This report shall not be reproduced except in full, without the written approval of UL Verification Services Ltd.

076: Left Hand Side of EUT Facing Phantom LTE Band 2 1 RB High CH18700
Date: 1/7/14
DUT: Sony, Type: FCC ID: PY7PM-0804

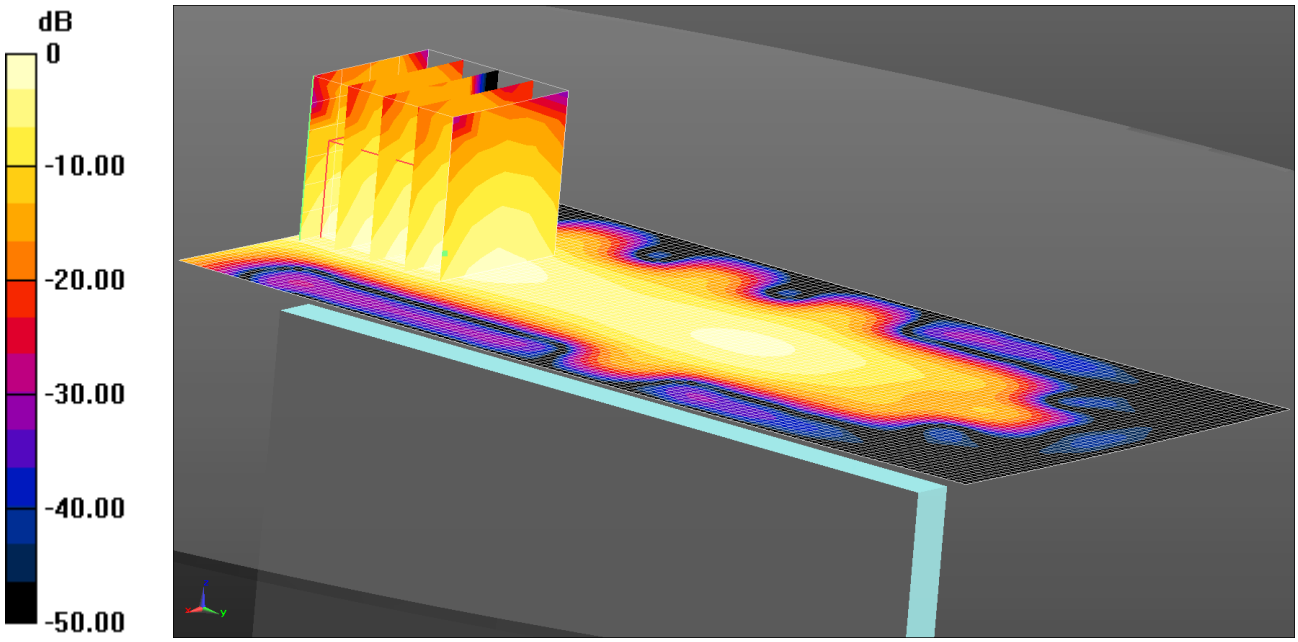

0 dB = 0.0661 W/kg = -11.80 dBW/kg

Communication System: UID 0, LTE Bands - 20MHz Channel BW (0); Frequency: 1860 MHz;Duty Cycle: 1:1
Medium: 1900Mhz MSL Medium parameters used (interpolated): f = 1860 MHz; σ = 1.491 S/m; ε_r = 53.501; ρ = 1000 kg/m^3
Phantom section: Flat Section
DASY4 Configuration:
- Probe: EX3DV4 - SN3995; ConvF(7.74, 7.74, 7.74); Calibrated: 9/5/14;
- Sensor-Surface: 4mm (Mechanical Surface Detection)
- Electronics: DAE4 Sn1435; Calibrated: 15/4/14
- Phantom: ELI v5.0 (30deg probe tilt); Type: QDOVA002AA; Serial: TP:xxxx
- ; SEMCAD X Version 14.6.10 (7331)

Configuration/Left Hand Side of EUT Facing Phantom - Low/Area Scan (61x121x1): Interpolated grid: dx=1.500 mm, dy=1.500 mm
Maximum value of SAR (interpolated) = 0.0661 W/kg

Configuration/Left Hand Side of EUT Facing Phantom - Low/Zoom Scan (5x5x7) 2 2 (5x5x7)/Cube 0: Measurement grid: dx=8mm, dy=8mm, dz=5mm
Reference Value = 3.662 V/m; Power Drift = -0.04 dB
Peak SAR (extrapolated) = 0.0930 W/kg
SAR(1 g) = 0.055 W/kg; SAR(10 g) = 0.030 W/kg
Maximum value of SAR (measured) = 0.0614 W/kg

This report shall not be reproduced except in full, without the written approval of UL Verification Services Ltd.

077: Left Hand Side of EUT Facing Phantom LTE Band 2 50% RB High CH18700
Date: 1/7/14
DUT: Sony, Type: FCC ID: PY7PM-0804

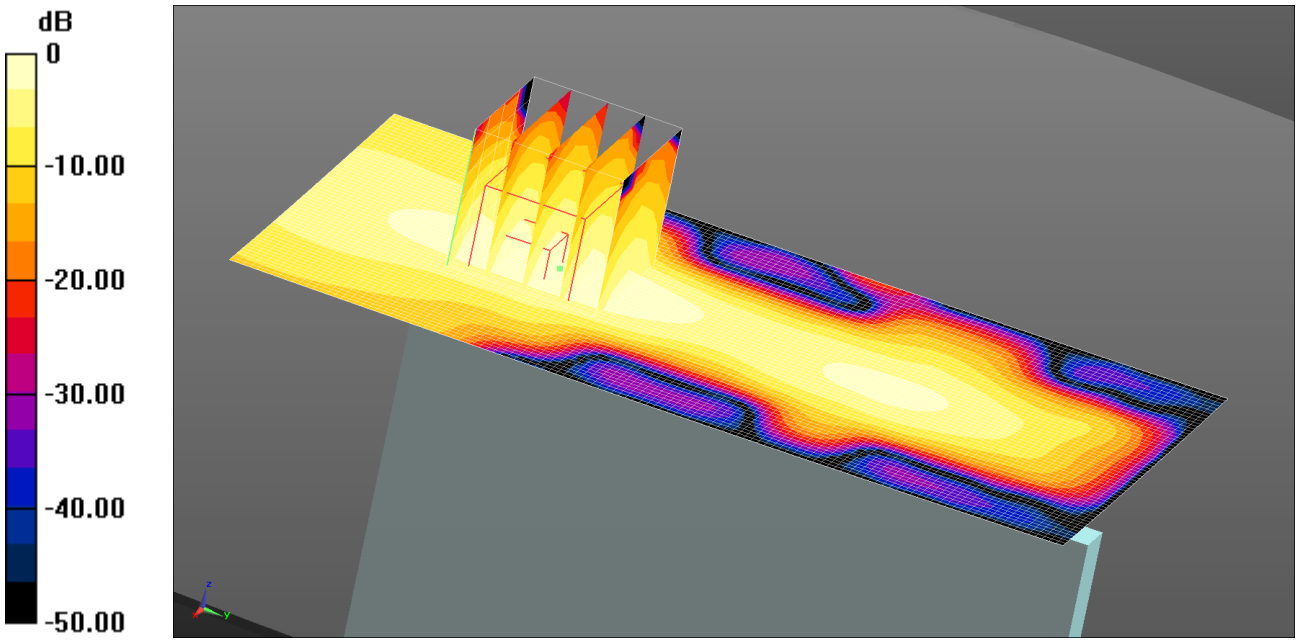

0 dB = 0.0644 W/kg = -11.91 dBW/kg

Communication System: UID 0, LTE Bands - 20MHz Channel BW (0); Frequency: 1860 MHz;Duty Cycle: 1:1
Medium: 1900Mhz MSL Medium parameters used (interpolated): f = 1860 MHz; σ = 1.491 S/m; ε_r = 53.501; ρ = 1000 kg/m^3
Phantom section: Flat Section
DASY4 Configuration:
- Probe: EX3DV4 - SN3995; ConvF(7.74, 7.74, 7.74); Calibrated: 9/5/14;
- Sensor-Surface: 4mm (Mechanical Surface Detection)
- Electronics: DAE4 Sn1435; Calibrated: 15/4/14
- Phantom: ELI v5.0 (30deg probe tilt); Type: QDOVA002AA; Serial: TP:xxxx
- ; SEMCAD X Version 14.6.10 (7331)

Configuration/Left Hand Side of EUT Facing Phantom - Low/Area Scan (61x121x1): Interpolated grid: dx=1.500 mm, dy=1.500 mm
Maximum value of SAR (interpolated) = 0.0644 W/kg

Configuration/Left Hand Side of EUT Facing Phantom - Low/Zoom Scan (5x5x7) (5x5x7)/Cube 0: Measurement grid: dx=8mm, dy=8mm, dz=5mm
Reference Value = 3.858 V/m; Power Drift = -0.04 dB
Peak SAR (extrapolated) = 0.0950 W/kg
SAR(1 g) = 0.057 W/kg; SAR(10 g) = 0.031 W/kg
Maximum value of SAR (measured) = 0.0628 W/kg

Note: SAR level measured is very low as equivalent to noise floor.

This report shall not be reproduced except in full, without the written approval of UL Verification Services Ltd.

078: Right Hand Side of EUT Facing Phantom LTE Band 2 1 RB High CH18700
Date: 1/7/14
DUT: Sony, Type: FCC ID: PY7PM-0804

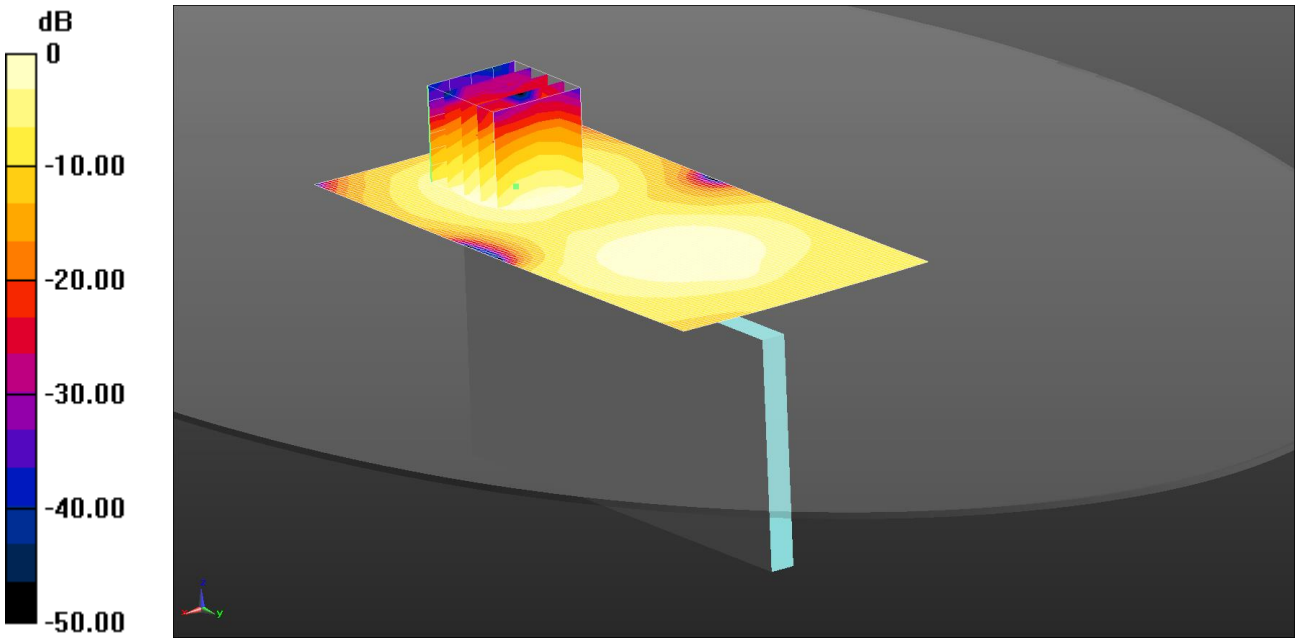

0 dB = 0.0854 W/kg = -10.69 dBW/kg

Communication System: UID 0, LTE Bands - 20MHz Channel BW (0); Frequency: 1860 MHz;Duty Cycle: 1:1
Medium: 1900Mhz MSL Medium parameters used (interpolated): f = 1860 MHz; σ = 1.491 S/m; ε_r = 53.501; ρ = 1000 kg/m^3
Phantom section: Flat Section
DASY4 Configuration:
- Probe: EX3DV4 - SN3995; ConvF(7.74, 7.74, 7.74); Calibrated: 9/5/14;
- Sensor-Surface: 4mm (Mechanical Surface Detection)
- Electronics: DAE4 Sn1435; Calibrated: 15/4/14
- Phantom: ELI v5.0 (30deg probe tilt); Type: QDOVA002AA; Serial: TP:xxxx
- ; SEMCAD X Version 14.6.10 (7331)

Configuration/Right Hand Side of EUT Facing Phantom - Low/Area Scan (61x121x1): Interpolated grid: dx=1.500 mm, dy=1.500 mm
Maximum value of SAR (interpolated) = 0.0854 W/kg

Configuration/Right Hand Side of EUT Facing Phantom - Low/Zoom Scan (5x5x7) 2 2 (5x5x7)/Cube 0: Measurement grid: dx=8mm, dy=8mm, dz=5mm
Reference Value = 2.992 V/m; Power Drift = -0.02 dB
Peak SAR (extrapolated) = 0.119 W/kg
SAR(1 g) = 0.072 W/kg; SAR(10 g) = 0.042 W/kg
Maximum value of SAR (measured) = 0.0770 W/kg

Note: SAR level measured is very low as equivalent to noise floor.

This report shall not be reproduced except in full, without the written approval of UL Verification Services Ltd.

079: Right Hand Side of EUT Facing Phantom LTE Band 2 50% RB High CH18700
Date: 1/7/14 12
DUT: Sony, Type: FCC ID: PY7PM-0804

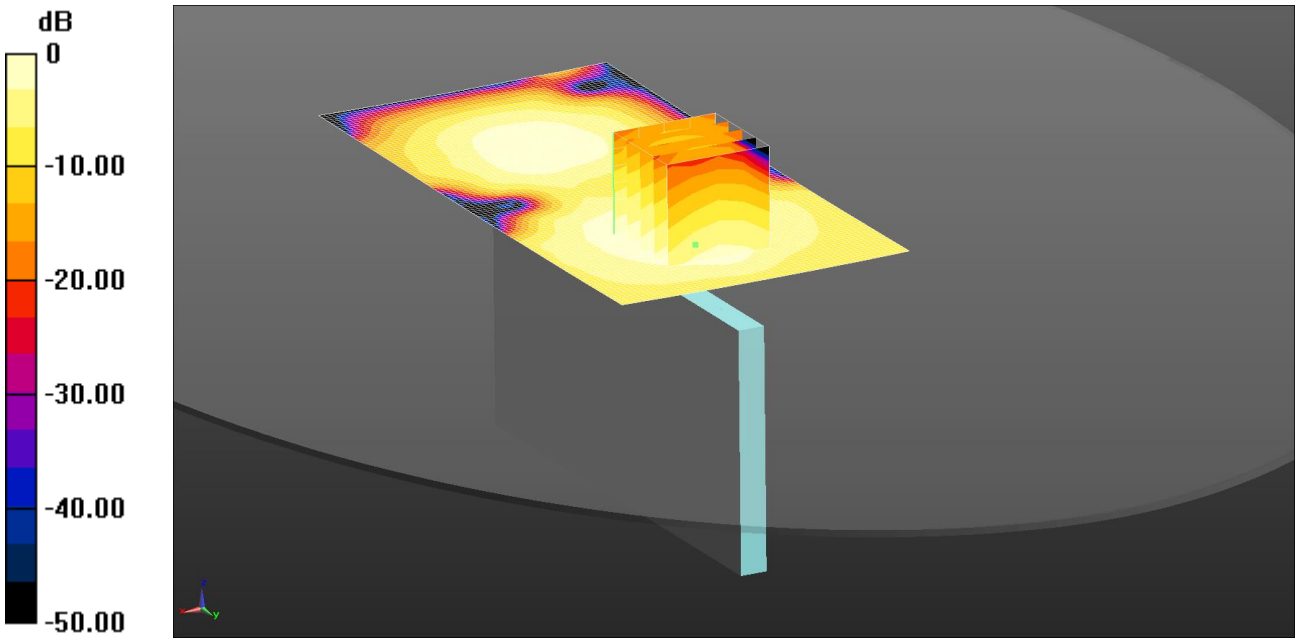

0 dB = 0.0663 W/kg = -11.78 dBW/kg

Communication System: UID 0, LTE Bands - 20MHz Channel BW (0); Frequency: 1860 MHz;Duty Cycle: 1:1
Medium: 1900Mhz MSL Medium parameters used (interpolated): f = 1860 MHz; σ = 1.491 S/m; ε_r = 53.501; ρ = 1000 kg/m^3
Phantom section: Flat Section
DASY4 Configuration:
- Probe: EX3DV4 - SN3995; ConvF(7.74, 7.74, 7.74); Calibrated: 9/5/14;
- Sensor-Surface: 4mm (Mechanical Surface Detection)
- Electronics: DAE4 Sn1435; Calibrated: 15/4/14
- Phantom: ELI v5.0 (30deg probe tilt); Type: QDOVA002AA; Serial: TP:xxxx
- ; SEMCAD X Version 14.6.10 (7331)

Configuration/Right Hand Side of EUT Facing Phantom - Low/Area Scan (61x121x1): Interpolated grid: dx=1.500 mm, dy=1.500 mm
Maximum value of SAR (interpolated) = 0.0663 W/kg

Configuration/Right Hand Side of EUT Facing Phantom - Low/Zoom Scan (5x5x7) (5x5x7)/Cube 0: Measurement grid: dx=8mm, dy=8mm, dz=5mm
Reference Value = 2.796 V/m; Power Drift = -0.05 dB
Peak SAR (extrapolated) = 0.0940 W/kg
SAR(1 g) = 0.062 W/kg; SAR(10 g) = 0.038 W/kg
Maximum value of SAR (measured) = 0.0659 W/kg

Note: SAR level measured is very low as equivalent to noise floor.

This report shall not be reproduced except in full, without the written approval of UL Verification Services Ltd.

080: Bottom of EUT Facing Phantom LTE Band 2 1 RB High CH18700
Date: 1/7/14
DUT: Sony, Type: FCC ID: PY7PM-0804

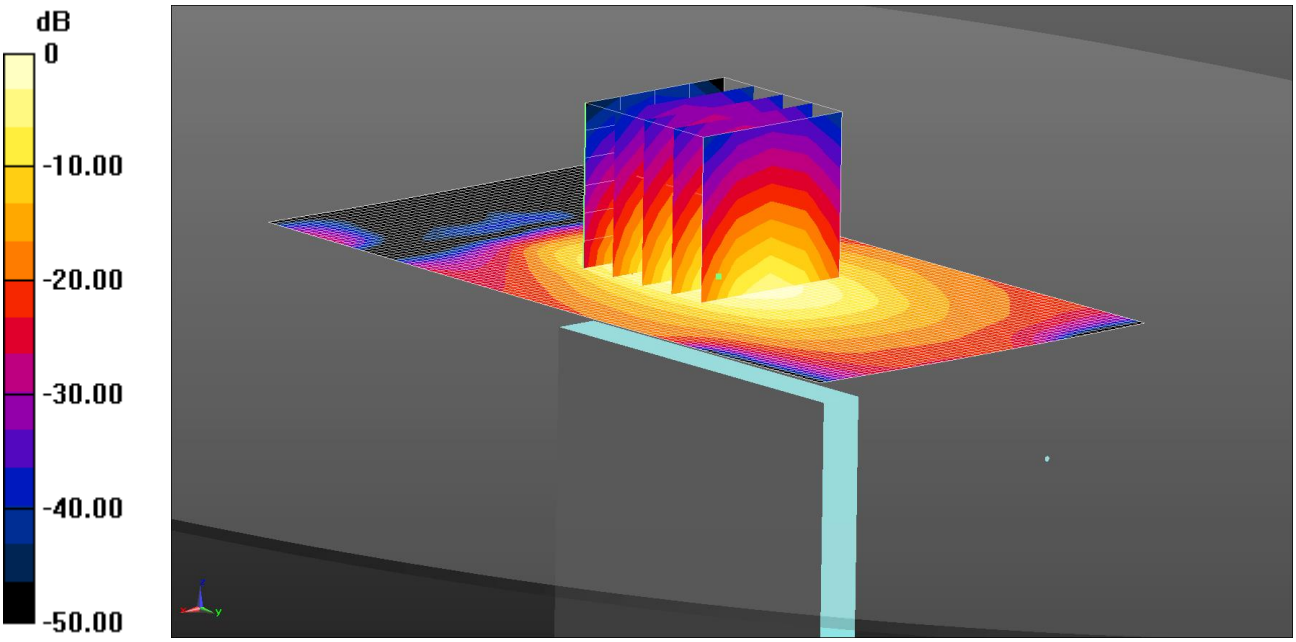

0 dB = 0.964 W/kg = -0.16 dBW/kg

Communication System: UID 0, LTE Bands - 20MHz Channel BW (0); Frequency: 1860 MHz;Duty Cycle: 1:1
Medium: 1900Mhz MSL Medium parameters used (interpolated): f = 1860 MHz; σ = 1.491 S/m; ε_r = 53.501; ρ = 1000 kg/m^3
Phantom section: Flat Section
DASY4 Configuration:
- Probe: EX3DV4 - SN3995; ConvF(7.74, 7.74, 7.74); Calibrated: 9/5/14;
- Sensor-Surface: 4mm (Mechanical Surface Detection)
- Electronics: DAE4 Sn1435; Calibrated: 15/4/14
- Phantom: ELI v5.0 (30deg probe tilt); Type: QDOVA002AA; Serial: TP:xxxx
- ; SEMCAD X Version 14.6.10 (7331)

Configuration/Bottom of EUT Facing Phantom - Low 2/Area Scan (51x101x1): Interpolated grid: dx=1.500 mm, dy=1.500 mm
Maximum value of SAR (interpolated) = 0.964 W/kg

Configuration/Bottom of EUT Facing Phantom - Low 2/Zoom Scan (5x5x7) (5x5x7)/Cube 0: Measurement grid: dx=8mm, dy=8mm, dz=5mm
Reference Value = 24.14 V/m; Power Drift = -0.03 dB
Peak SAR (extrapolated) = 1.36 W/kg
SAR(1 g) = 0.786 W/kg; SAR(10 g) = 0.417 W/kg
Maximum value of SAR (measured) = 0.885 W/kg

This report shall not be reproduced except in full, without the written approval of UL Verification Services Ltd.

081: Bottom of EUT Facing Phantom LTE Band 2 1 RB High CH18900
Date: 1/7/14
DUT: Sony, Type: FCC ID: PY7PM-0804

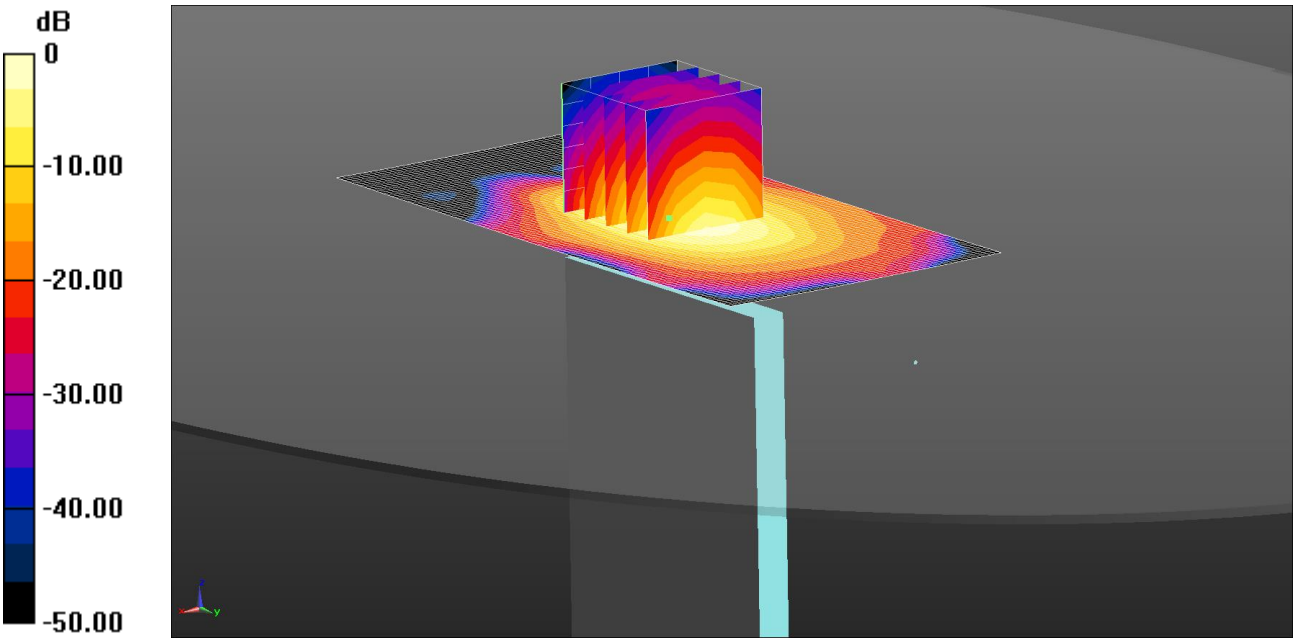

0 dB = 0.816 W/kg = -0.88 dBW/kg

Communication System: UID 0, LTE Bands - 20MHz Channel BW (0); Frequency: 1880 MHz;Duty Cycle: 1:1
Medium: 1900Mhz MSL Medium parameters used (interpolated): f = 1880 MHz; σ = 1.511 S/m; ε_r = 53.451; ρ = 1000 kg/m^3
Phantom section: Flat Section
DASY4 Configuration:
- Probe: EX3DV4 - SN3995; ConvF(7.74, 7.74, 7.74); Calibrated: 9/5/14;
- Sensor-Surface: 4mm (Mechanical Surface Detection)
- Electronics: DAE4 Sn1435; Calibrated: 15/4/14
- Phantom: ELI v5.0 (30deg probe tilt); Type: QDOVA002AA; Serial: TP:xxxx
- ; SEMCAD X Version 14.6.10 (7331)

Configuration/Bottom of EUT Facing Phantom - middle/Area Scan (51x101x1): Interpolated grid: dx=1.500 mm, dy=1.500 mm
Maximum value of SAR (interpolated) = 0.816 W/kg

Configuration/Bottom of EUT Facing Phantom - middle/Zoom Scan (5x5x7) (5x5x7)/Cube 0: Measurement grid: dx=8mm, dy=8mm, dz=5mm
Reference Value = 22.16 V/m; Power Drift = -0.11 dB
Peak SAR (extrapolated) = 1.16 W/kg
SAR(1 g) = 0.668 W/kg; SAR(10 g) = 0.351 W/kg
Maximum value of SAR (measured) = 0.747 W/kg

This report shall not be reproduced except in full, without the written approval of UL Verification Services Ltd.

082: Bottom of EUT Facing Phantom LTE Band 2 1 RB High CH19100
Date: 1/7/14
DUT: Sony, Type: FCC ID: PY7PM-0804

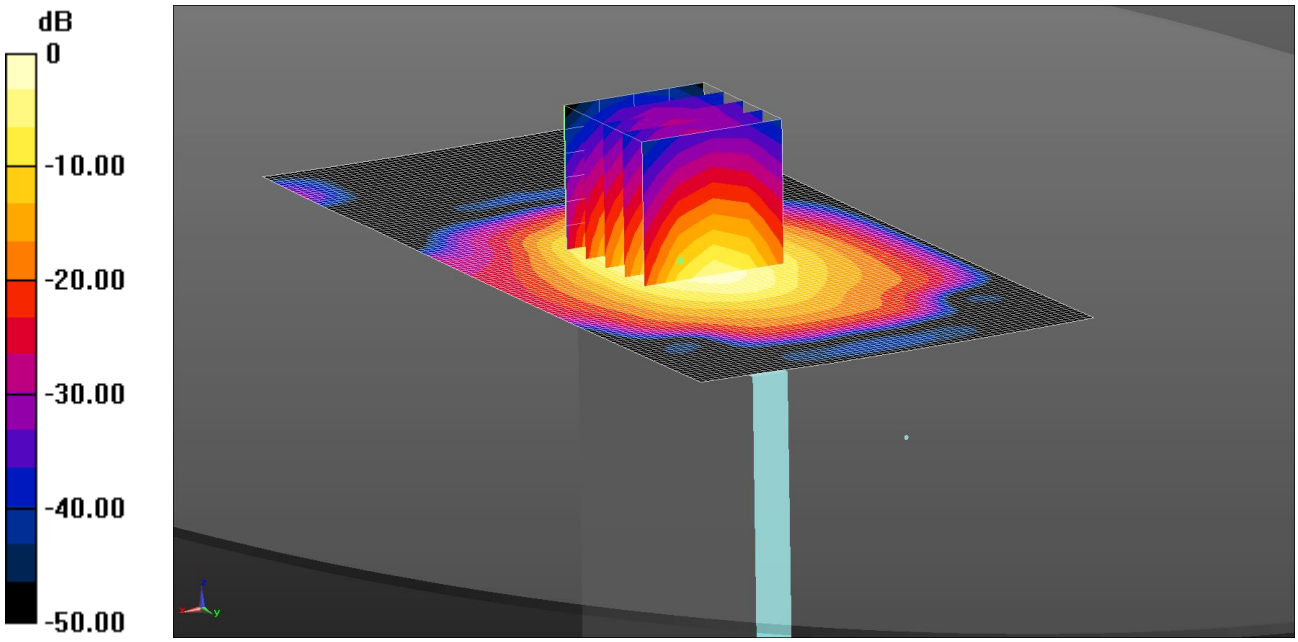

0 dB = 0.907 W/kg = -0.43 dBW/kg

Communication System: UID 0, LTE Bands - 20MHz Channel BW (0); Frequency: 1900 MHz;Duty Cycle: 1:1
Medium: 1900Mhz MSL Medium parameters used: f = 1900 MHz; σ = 1.531 S/m; ε_r = 53.401; ρ = 1000 kg/m^3
Phantom section: Flat Section
DASY4 Configuration:
- Probe: EX3DV4 - SN3995; ConvF(7.74, 7.74, 7.74); Calibrated: 9/5/14;
- Sensor-Surface: 4mm (Mechanical Surface Detection)
- Electronics: DAE4 Sn1435; Calibrated: 15/4/14
- Phantom: ELI v5.0 (30deg probe tilt); Type: QDOVA002AA; Serial: TP:xxxx
- ; SEMCAD X Version 14.6.10 (7331)

Configuration/Bottom of EUT Facing Phantom - High/Area Scan (61x121x1): Interpolated grid: dx=1.500 mm, dy=1.500 mm
Maximum value of SAR (interpolated) = 0.907 W/kg

Configuration/Bottom of EUT Facing Phantom - High/Zoom Scan (5x5x7) (5x5x7)/Cube 0: Measurement grid: dx=8mm, dy=8mm, dz=5mm
Reference Value = 23.32 V/m; Power Drift = -0.06 dB
Peak SAR (extrapolated) = 1.29 W/kg
SAR(1 g) = 0.736 W/kg; SAR(10 g) = 0.385 W/kg
Maximum value of SAR (measured) = 0.829 W/kg

This report shall not be reproduced except in full, without the written approval of UL Verification Services Ltd.

083: Bottom of EUT Facing Phantom LTE Band 2 50% RB High CH18700
Date: 1/7/14
DUT: Sony, Type: FCC ID: PY7PM-0804

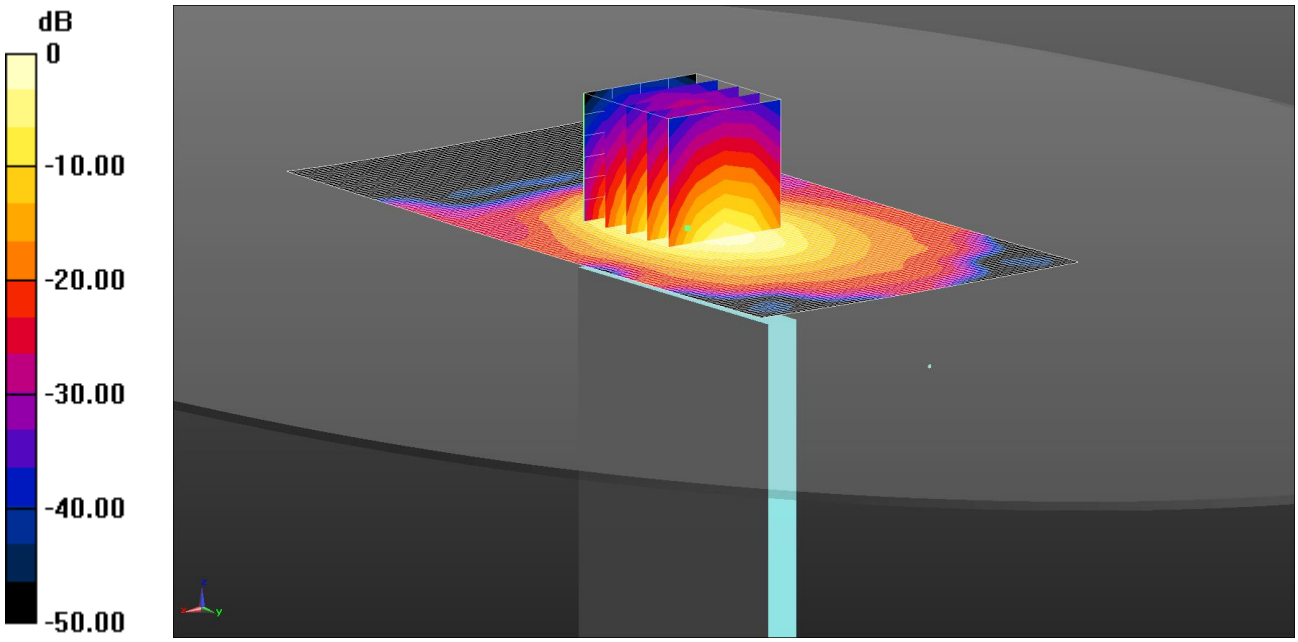

0 dB = 0.917 W/kg = -0.38 dBW/kg

Communication System: UID 0, LTE Bands - 20MHz Channel BW (0); Frequency: 1860 MHz;Duty Cycle: 1:1
Medium: 1900Mhz MSL Medium parameters used (interpolated): f = 1860 MHz; σ = 1.491 S/m; ε_r = 53.501; ρ = 1000 kg/m^3
Phantom section: Flat Section
DASY4 Configuration:
- Probe: EX3DV4 - SN3995; ConvF(7.74, 7.74, 7.74); Calibrated: 9/5/14;
- Sensor-Surface: 4mm (Mechanical Surface Detection)
- Electronics: DAE4 Sn1435; Calibrated: 15/4/14
- Phantom: ELI v5.0 (30deg probe tilt); Type: QDOVA002AA; Serial: TP:xxxx
- ; SEMCAD X Version 14.6.10 (7331)

Configuration/Bottom of EUT Facing Phantom - Low/Area Scan (61x121x1): Interpolated grid: dx=1.500 mm, dy=1.500 mm
Maximum value of SAR (interpolated) = 0.917 W/kg

Configuration/Bottom of EUT Facing Phantom - Low/Zoom Scan (5x5x7) (5x5x7)/Cube 0: Measurement grid: dx=8mm, dy=8mm, dz=5mm
Reference Value = 23.46 V/m; Power Drift = 0.06 dB
Peak SAR (extrapolated) = 1.27 W/kg
SAR(1 g) = 0.746 W/kg; SAR(10 g) = 0.396 W/kg
Maximum value of SAR (measured) = 0.837 W/kg

This report shall not be reproduced except in full, without the written approval of UL Verification Services Ltd.

084: Bottom of EUT Facing Phantom LTE Band 2 50% RB High CH18900
Date: 1/7/14
DUT: Sony, Type: FCC ID: PY7PM-0804

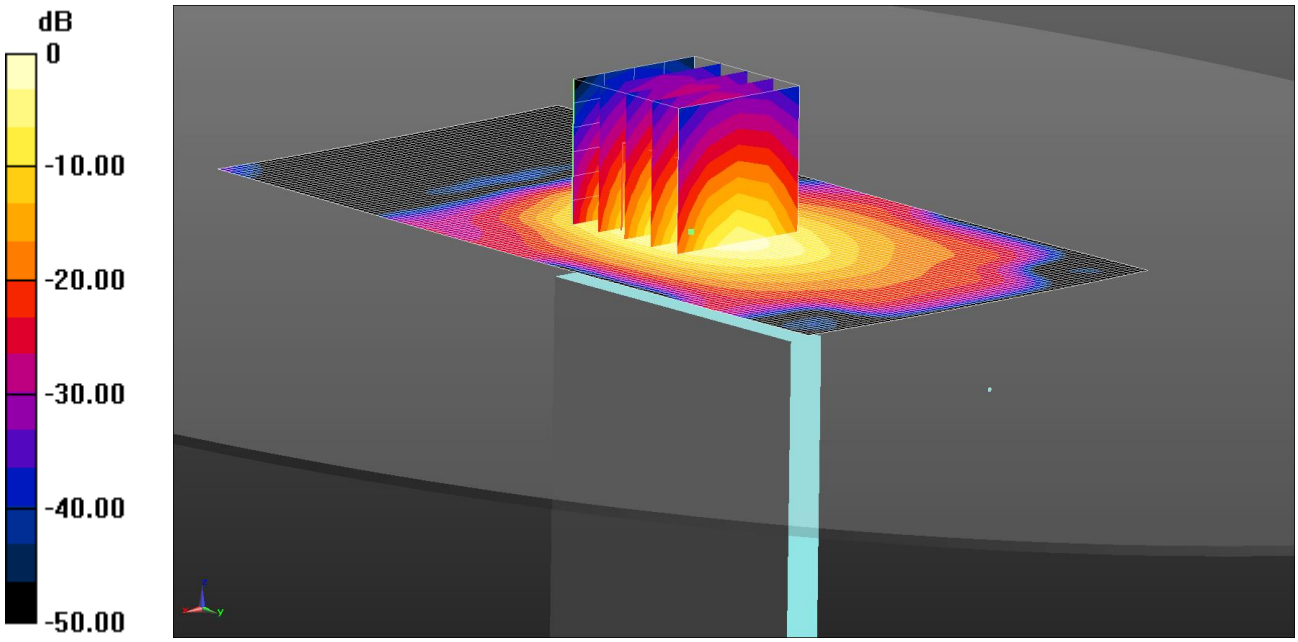

0 dB = 0.801 W/kg = -0.96 dBW/kg

Communication System: UID 0, LTE Bands - 20MHz Channel BW (0); Frequency: 1880 MHz;Duty Cycle: 1:1
Medium: 1900Mhz MSL Medium parameters used (interpolated): f = 1880 MHz; σ = 1.511 S/m; ε_r = 53.451; ρ = 1000 kg/m^3
Phantom section: Flat Section
DASY4 Configuration:
- Probe: EX3DV4 - SN3995; ConvF(7.74, 7.74, 7.74); Calibrated: 9/5/14;
- Sensor-Surface: 4mm (Mechanical Surface Detection)
- Electronics: DAE4 Sn1435; Calibrated: 15/4/14
- Phantom: ELI v5.0 (30deg probe tilt); Type: QDOVA002AA; Serial: TP:xxxx
- ; SEMCAD X Version 14.6.10 (7331)

Configuration/Bottom of EUT Facing Phantom - Middle/Area Scan (61x121x1): Interpolated grid: dx=1.500 mm, dy=1.500 mm
Maximum value of SAR (interpolated) = 0.801 W/kg

Configuration/Bottom of EUT Facing Phantom - Middle/Zoom Scan (5x5x7) (5x5x7)/Cube 0: Measurement grid: dx=8mm, dy=8mm, dz=5mm
Reference Value = 22.04 V/m; Power Drift = -0.09 dB
Peak SAR (extrapolated) = 1.10 W/kg
SAR(1 g) = 0.642 W/kg; SAR(10 g) = 0.339 W/kg
Maximum value of SAR (measured) = 0.724 W/kg

This report shall not be reproduced except in full, without the written approval of UL Verification Services Ltd.

085: Bottom of EUT Facing Phantom LTE Band 2 50% RB High CH19100
Date: 1/7/14
DUT: Sony, Type: FCC ID: PY7PM-0804

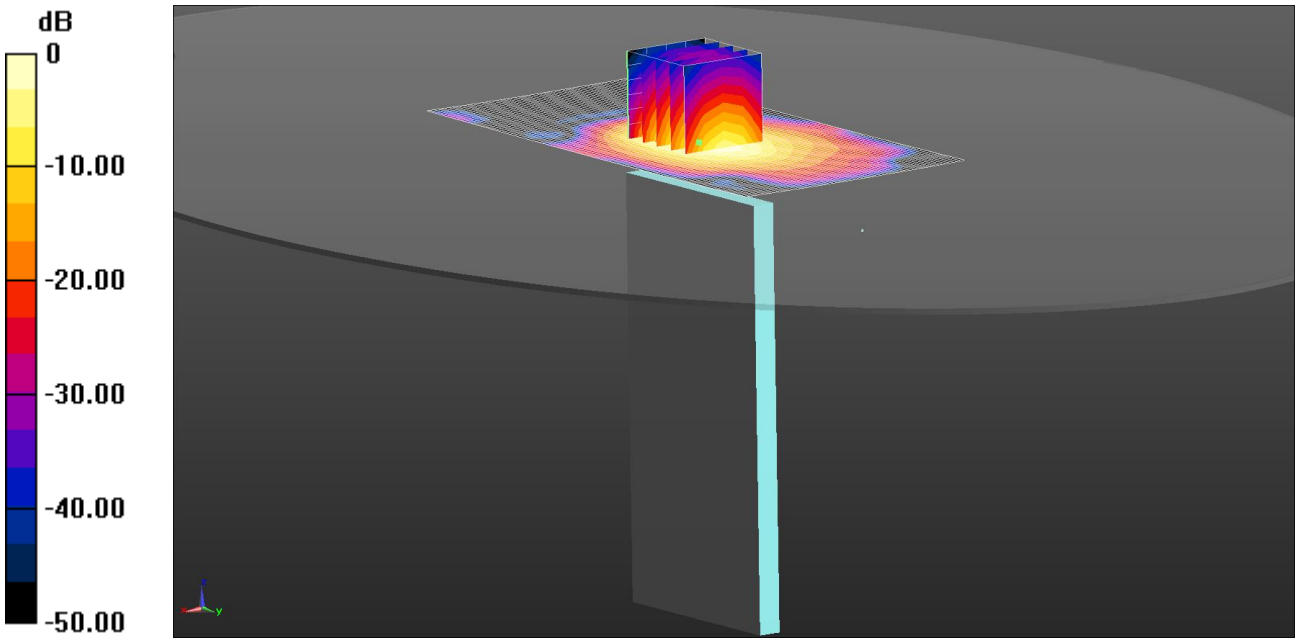

0 dB = 0.892 W/kg = -0.50 dBW/kg

Communication System: UID 0, LTE Bands - 20MHz Channel BW (0); Frequency: 1900 MHz;Duty Cycle: 1:1
Medium: 1900Mhz MSL Medium parameters used: f = 1900 MHz; σ = 1.531 S/m; ε_r = 53.401; ρ = 1000 kg/m^3
Phantom section: Flat Section
DASY4 Configuration:
- Probe: EX3DV4 - SN3995; ConvF(7.74, 7.74, 7.74); Calibrated: 9/5/14;
- Sensor-Surface: 4mm (Mechanical Surface Detection)
- Electronics: DAE4 Sn1435; Calibrated: 15/4/14
- Phantom: ELI v5.0 (30deg probe tilt); Type: QDOVA002AA; Serial: TP:xxxx
- ; SEMCAD X Version 14.6.10 (7331)

Configuration/Bottom of EUT Facing Phantom - Middle/Area Scan (61x121x1): Interpolated grid: dx=1.500 mm, dy=1.500 mm
Maximum value of SAR (interpolated) = 0.892 W/kg
Configuration/Bottom of EUT Facing Phantom - Middle/Zoom Scan (5x5x7) (5x5x7)/Cube 0: Measurement grid: dx=8mm, dy=8mm, dz=5mm
Reference Value = 22.71 V/m; Power Drift = 0.06 dB
Peak SAR (extrapolated) = 1.27 W/kg
SAR(1 g) = 0.714 W/kg; SAR(10 g) = 0.374 W/kg
Maximum value of SAR (measured) = 0.806 W/kg

This report shall not be reproduced except in full, without the written approval of UL Verification Services Ltd.

086: Bottom of EUT Facing Phantom LTE Band 2 100% RB CH18700
Date: 1/7/14
DUT: Sony, Type: FCC ID: PY7PM-0804

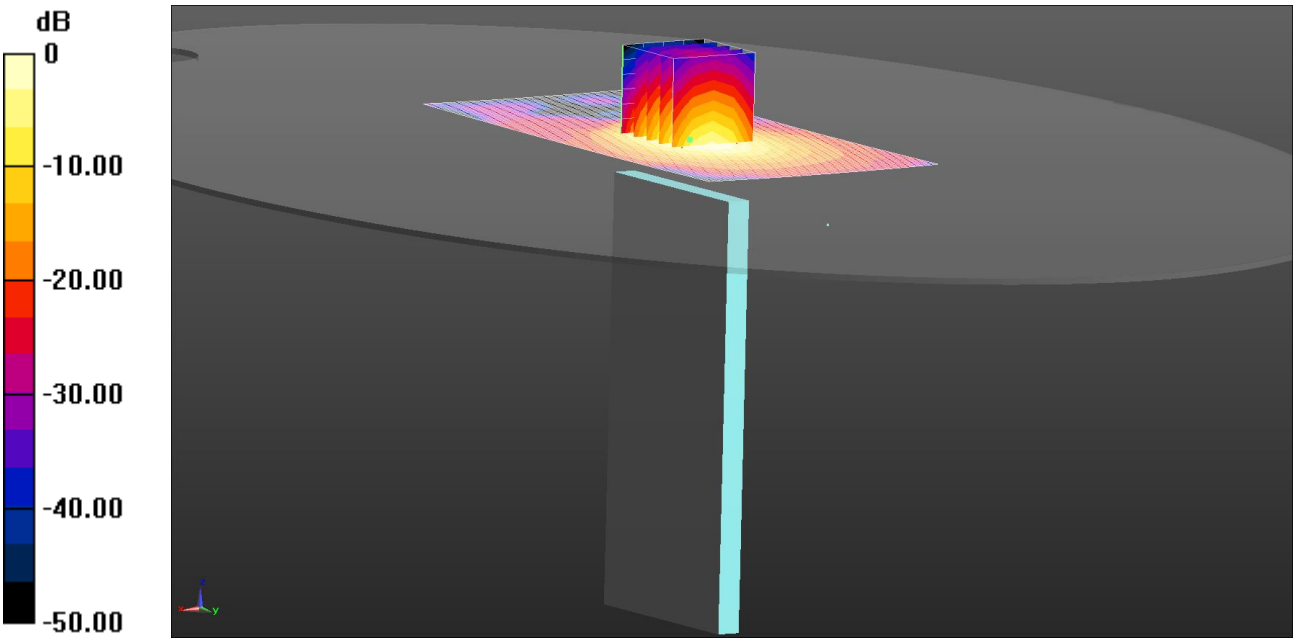

0 dB = 0.951 W/kg = -0.22 dBW/kg

Communication System: UID 0, LTE Bands - 20MHz Channel BW (0); Frequency: 1860 MHz;Duty Cycle: 1:1
Medium: 1900Mhz MSL Medium parameters used (interpolated): f = 1860 MHz; σ = 1.491 S/m; ε_r = 53.501; ρ = 1000 kg/m^3
Phantom section: Flat Section
DASY4 Configuration:
- Probe: EX3DV4 - SN3995; ConvF(7.74, 7.74, 7.74); Calibrated: 9/5/14;
- Sensor-Surface: 4mm (Mechanical Surface Detection)
- Electronics: DAE4 Sn1435; Calibrated: 15/4/14
- Phantom: ELI v5.0 (30deg probe tilt); Type: QDOVA002AA; Serial: TP:xxxx
- ; SEMCAD X Version 14.6.10 (7331)

Configuration/Bottom of EUT Facing Phantom - Low/Area Scan (61x121x1): Interpolated grid: dx=1.500 mm, dy=1.500 mm
Maximum value of SAR (interpolated) = 0.951 W/kg
Configuration/Bottom of EUT Facing Phantom - Low/Zoom Scan (5x5x7) (5x5x7)/Cube 0: Measurement grid: dx=8mm, dy=8mm, dz=5mm
Reference Value = 24.10 V/m; Power Drift = 0.01 dB
Peak SAR (extrapolated) = 1.34 W/kg
SAR(1 g) = 0.771 W/kg; SAR(10 g) = 0.408 W/kg
Maximum value of SAR (measured) = 0.852 W/kg

This report shall not be reproduced except in full, without the written approval of UL Verification Services Ltd.

087: Front of EUT Facing Phantom LTE Band 2 1 RB High CH18700
Date: 1/7/14
DUT: Sony, Type: FCC ID: PY7PM-0804

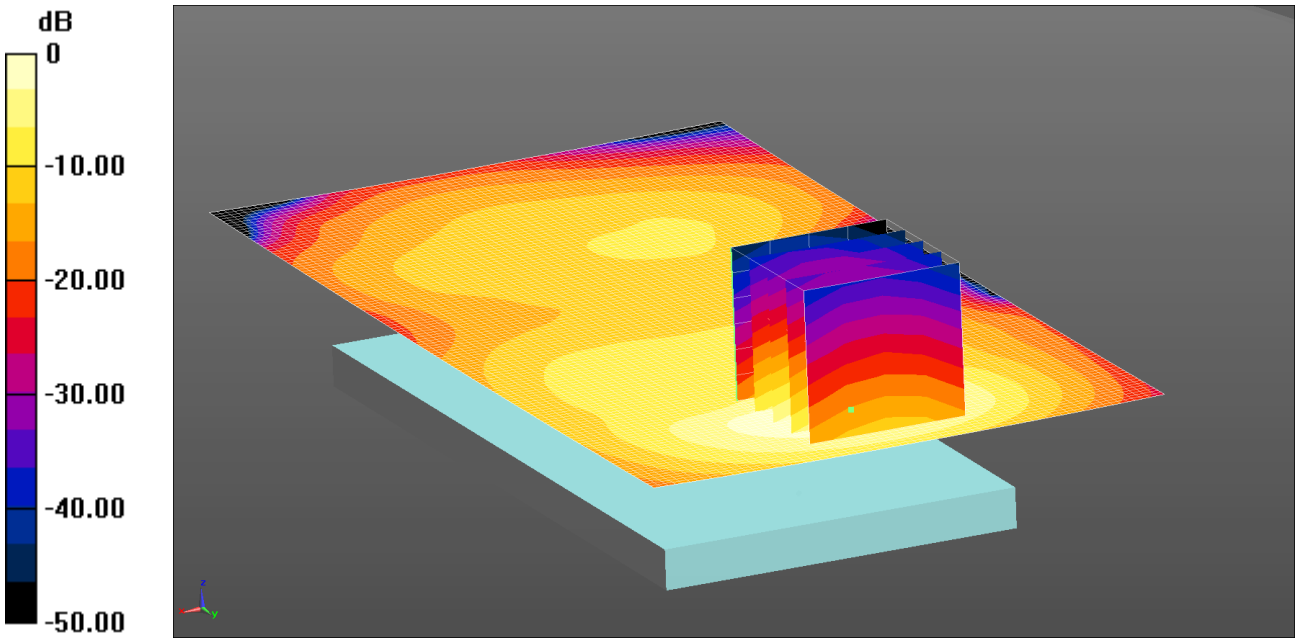

0 dB = 0.664 W/kg = -1.78 dBW/kg

Communication System: UID 0, LTE Bands - 20MHz Channel BW (0); Frequency: 1860 MHz;Duty Cycle: 1:1
Medium: 1900Mhz MSL Medium parameters used (interpolated): f = 1860 MHz; σ = 1.491 S/m; ε_r = 53.501; ρ = 1000 kg/m^3
Phantom section: Flat Section
DASY4 Configuration:
- Probe: EX3DV4 - SN3995; ConvF(7.74, 7.74, 7.74); Calibrated: 9/5/14;
- Sensor-Surface: 4mm (Mechanical Surface Detection)
- Electronics: DAE4 Sn1435; Calibrated: 15/4/14
- Phantom: ELI v5.0 (30deg probe tilt); Type: QDOVA002AA; Serial: TP:xxxx
- ; SEMCAD X Version 14.6.10 (7331)

Configuration/Front of EUT Facing Phantom - Low/Area Scan 2 2 (71x131x1): Interpolated grid: dx=1.500 mm, dy=1.500 mm
Maximum value of SAR (interpolated) = 0.664 W/kg
Configuration/Front of EUT Facing Phantom - Low/Zoom Scan (5x5x7) 2 (5x5x7)/Cube 0: Measurement grid: dx=8mm, dy=8mm, dz=5mm
Reference Value = 4.762 V/m; Power Drift = 0.12 dB
Peak SAR (extrapolated) = 0.971 W/kg
SAR(1 g) = 0.591 W/kg; SAR(10 g) = 0.331 W/kg
Maximum value of SAR (measured) = 0.658 W/kg

This report shall not be reproduced except in full, without the written approval of UL Verification Services Ltd.

088: Front of EUT Facing Phantom LTE Band 2 50% RB High CH18700
Date: 1/7/14
DUT: Sony, Type: FCC ID: PY7PM-0804

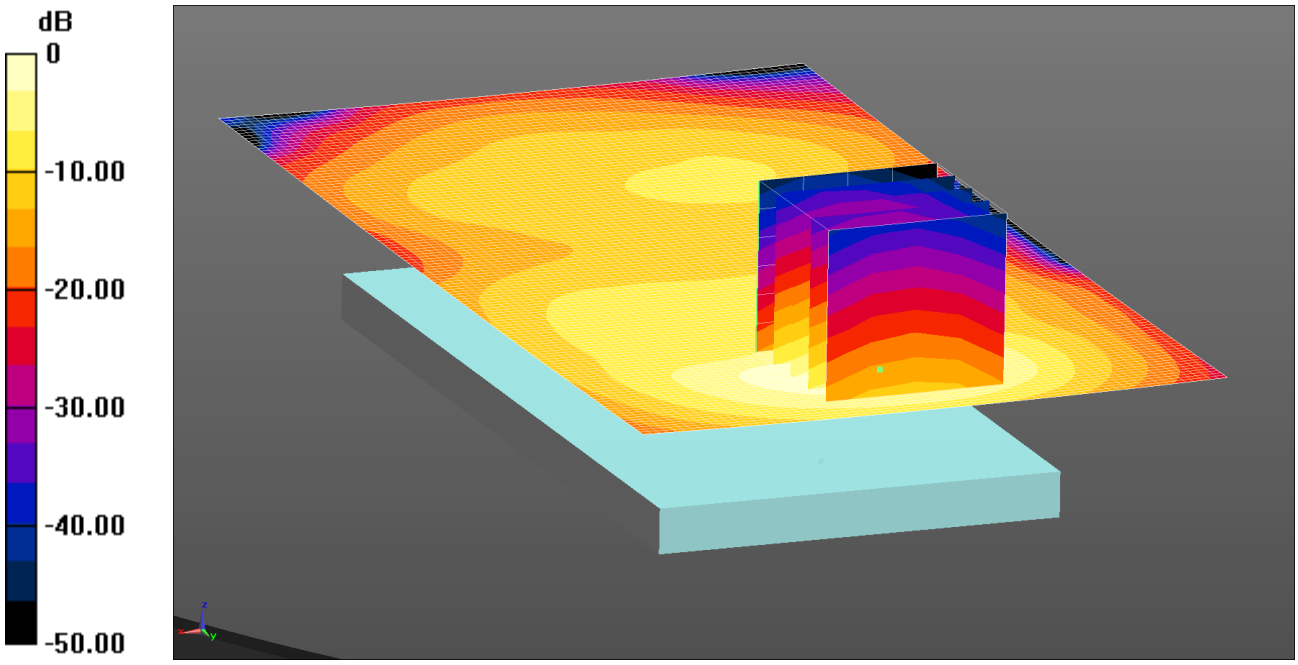

0 dB = 0.533 W/kg = -2.73 dBW/kg

Communication System: UID 0, LTE Bands - 20MHz Channel BW (0); Frequency: 1860 MHz;Duty Cycle: 1:1
Medium: 1900Mhz MSL Medium parameters used (interpolated): f = 1860 MHz; σ = 1.491 S/m; ε_r = 53.501; ρ = 1000 kg/m^3
Phantom section: Flat Section
DASY4 Configuration:
- Probe: EX3DV4 - SN3995; ConvF(7.74, 7.74, 7.74); Calibrated: 9/5/14;
- Sensor-Surface: 4mm (Mechanical Surface Detection)
- Electronics: DAE4 Sn1435; Calibrated: 15/4/14
- Phantom: ELI v5.0 (30deg probe tilt); Type: QDOVA002AA; Serial: TP:xxxx
- ; SEMCAD X Version 14.6.10 (7331)

Configuration/Front of EUT Facing Phantom - Low/Area Scan 2 2 (71x131x1): Interpolated grid: dx=1.500 mm, dy=1.500 mm
Maximum value of SAR (interpolated) = 0.533 W/kg
Configuration/Front of EUT Facing Phantom - Low/Zoom Scan (5x5x7) 2 (5x5x7)/Cube 0: Measurement grid: dx=8mm, dy=8mm, dz=5mm
Reference Value = 4.371 V/m; Power Drift = 0.12 dB
Peak SAR (extrapolated) = 0.782 W/kg
SAR(1 g) = 0.471 W/kg; SAR(10 g) = 0.264 W/kg
Maximum value of SAR (measured) = 0.522 W/kg

This report shall not be reproduced except in full, without the written approval of UL Verification Services Ltd.

089: Back of EUT Facing Phantom LTE Band 2 1 RB High CH18700
Date: 3/7/14
DUT: Sony, Type: FCC ID: PY7PM-0804

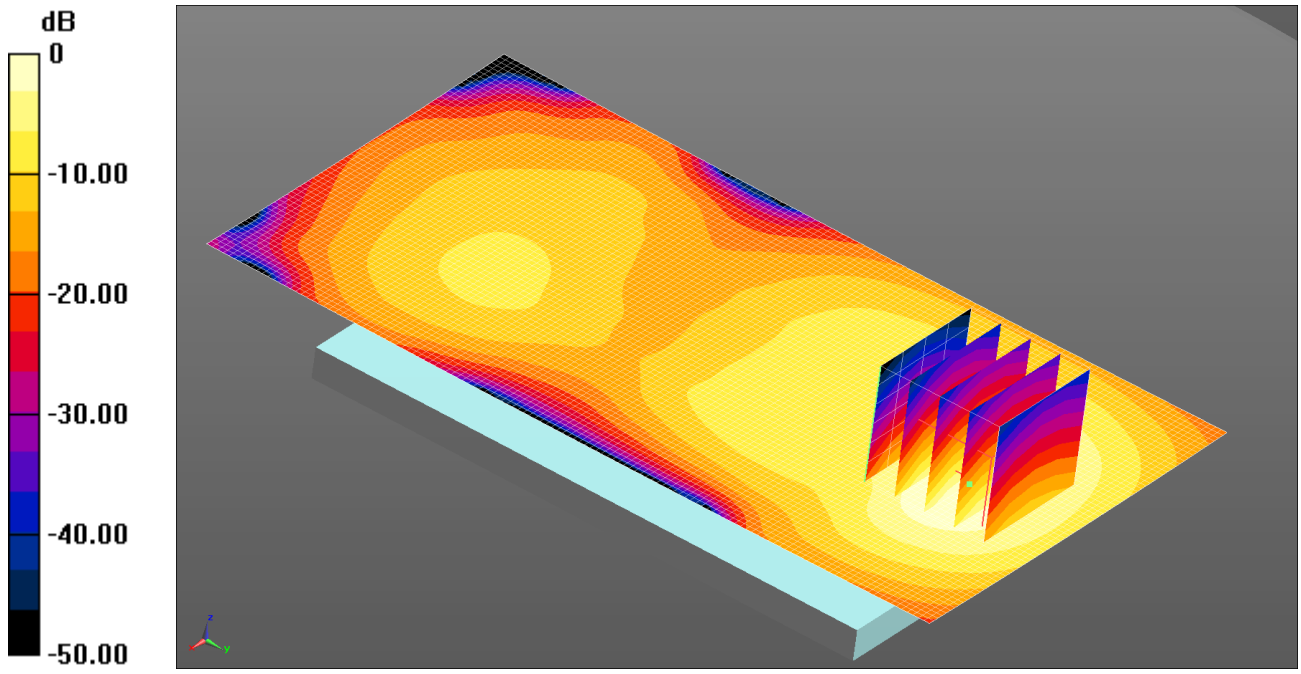

0 dB = 0.608 W/kg = -2.16 dBW/kg

Communication System: UID 0, LTE Bands - 20MHz Channel BW (0); Frequency: 1860 MHz;Duty Cycle: 1:1
Medium: 1900 MHz /MSL Medium parameters used (interpolated): f = 1860 MHz; σ = 1.453 S/m; ε_r = 52.369; ρ = 1000 kg/m^3
Phantom section: Flat Section
DASY4 Configuration:
- Probe: EX3DV4 - SN3995; ConvF(7.74, 7.74, 7.74); Calibrated: 9/5/14;
- Sensor-Surface: 4mm (Mechanical Surface Detection)
- Electronics: DAE4 Sn1435; Calibrated: 15/4/14
- Phantom: ELI v5.0 (30deg probe tilt); Type: QDOVA002AA; Serial: TP:xxxx
- ; SEMCAD X Version 14.6.10 (7331)

Configuration/Back of EUT Facing Phantom - Low/Area Scan 2 2 (71x131x1): Interpolated grid: dx=1.500 mm, dy=1.500 mm
Maximum value of SAR (interpolated) = 0.608 W/kg

Configuration/Back of EUT Facing Phantom - Low/Zoom Scan (5x5x7) 2 (5x5x7)/Cube 0: Measurement grid: dx=8mm, dy=8mm, dz=5mm
Reference Value = 4.477 V/m; Power Drift = 0.00 dB
Peak SAR (extrapolated) = 0.865 W/kg
SAR(1 g) = 0.529 W/kg; SAR(10 g) = 0.301 W/kg
Maximum value of SAR (measured) = 0.586 W/kg

This report shall not be reproduced except in full, without the written approval of UL Verification Services Ltd.

090: Back of EUT Facing Phantom LTE Band 2 50% RB High CH18700
Date: 3/7/14
DUT: Sony, Type: FCC ID: PY7PM-0804

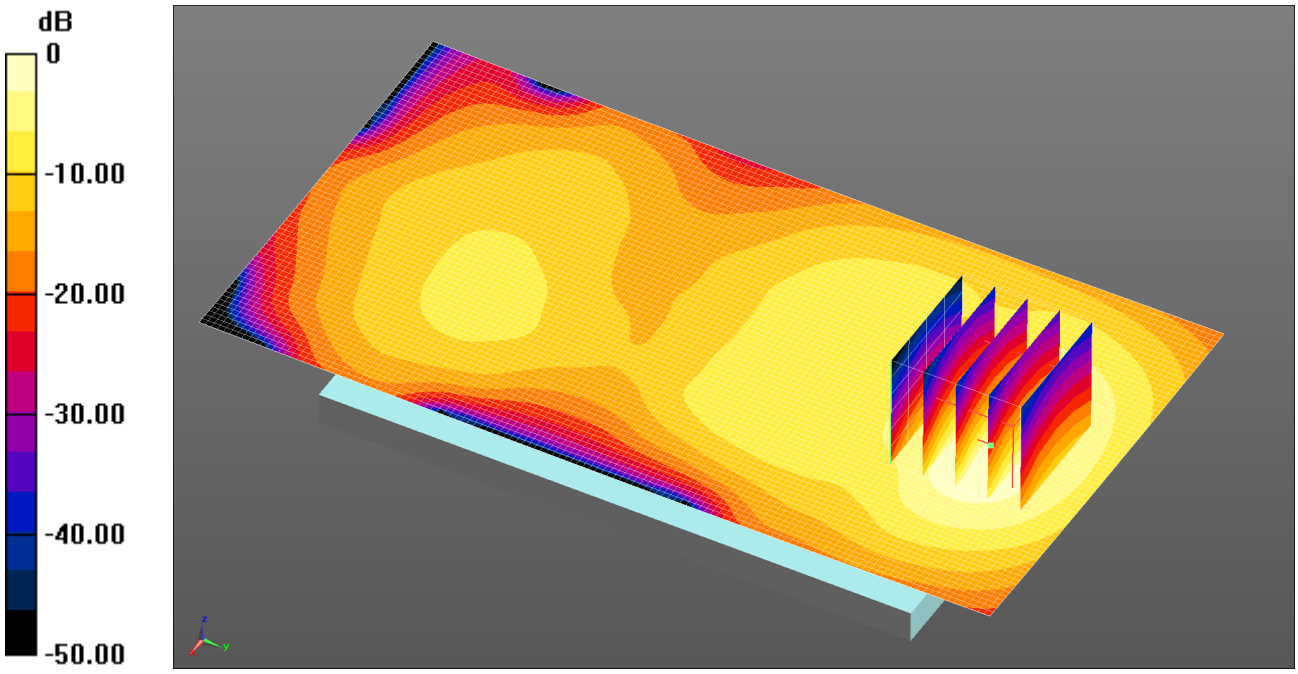

0 dB = 0.480 W/kg = -3.19 dBW/kg

Communication System: UID 0, LTE Bands - 20MHz Channel BW (0); Frequency: 1860 MHz;Duty Cycle: 1:1
Medium: 1900 MHz /MSL Medium parameters used (interpolated): f = 1860 MHz; σ = 1.453 S/m; ε_r = 52.369; ρ = 1000 kg/m^3
Phantom section: Flat Section
DASY4 Configuration:
- Probe: EX3DV4 - SN3995; ConvF(7.74, 7.74, 7.74); Calibrated: 9/5/14;
- Sensor-Surface: 4mm (Mechanical Surface Detection)
- Electronics: DAE4 Sn1435; Calibrated: 15/4/14
- Phantom: ELI v5.0 (30deg probe tilt); Type: QDOVA002AA; Serial: TP:xxxx
- ; SEMCAD X Version 14.6.10 (7331)

Configuration/Back of EUT Facing Phantom - Low/Area Scan 2 2 (71x131x1): Interpolated grid: dx=1.500 mm, dy=1.500 mm
Maximum value of SAR (interpolated) = 0.480 W/kg

Configuration/Back of EUT Facing Phantom - Low/Zoom Scan (5x5x7) 2 (5x5x7)/Cube 0: Measurement grid: dx=8mm, dy=8mm, dz=5mm
Reference Value = 4.192 V/m; Power Drift = -0.00 dB
Peak SAR (extrapolated) = 0.696 W/kg
SAR(1 g) = 0.425 W/kg; SAR(10 g) = 0.241 W/kg
Maximum value of SAR (measured) = 0.471 W/kg

This report shall not be reproduced except in full, without the written approval of UL Verification Services Ltd.

091: Touch Left LTE Band 4 1 RB Mid CH20175
Date: 01/07/2014
DUT: Sony, Type: FCC ID: PY7PM-0804

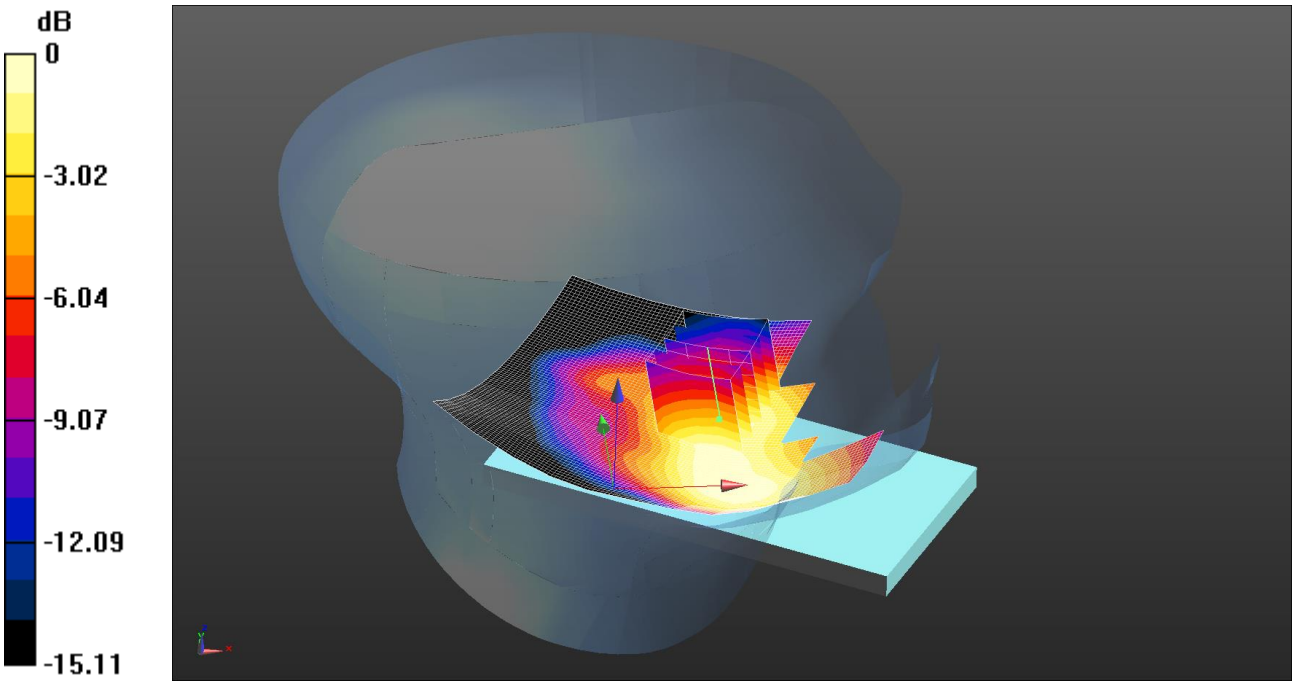

0 dB = 0.457 W/kg = -3.40 dBW/kg

Communication System: UID 0 - n/a, LTE Bands - 20MHz Channel BW; Frequency: 1732.5 MHz;Duty Cycle: 1:1
Medium: 1800MHz HSL Medium parameters used (interpolated): f = 1732.5 MHz; σ = 1.325 S/m; ε_r = 38.688; ρ = 1000 kg/m^3
Phantom section: Left Section
DASY4 Configuration:
- Probe: ET3DV6 - SN1528; ConvF(5.25, 5.25, 5.25); Calibrated: 16/04/2014;
- Sensor-Surface: 4mm (Mechanical Surface Detection)
- Electronics: DAE3 Sn417; Calibrated: 10/04/2014
- Phantom: SAM A (Site 58); Type: QD000P40Ca; Serial: TP:1193
- ; SEMCAD X Version 14.6.9 (7117)

Configuration/Touch Left - Middle/Area Scan (81x111x1): Interpolated grid: dx=1.500 mm, dy=1.500 mm
Maximum value of SAR (interpolated) = 0.487 W/kg

Configuration/Touch Left - Middle/Zoom Scan (5x5x7) 3 (5x5x7)/Cube 0: Measurement grid: dx=8mm, dy=8mm, dz=5mm
Reference Value = 6.082 V/m; Power Drift = -0.01 dB
Peak SAR (extrapolated) = 0.572 W/kg
SAR(1 g) = 0.430 W/kg; SAR(10 g) = 0.289 W/kg
Maximum value of SAR (measured) = 0.457 W/kg

This report shall not be reproduced except in full, without the written approval of UL Verification Services Ltd.

092: Touch Left LTE Band 4 50% RB Mid CH20175
Date: 01/07/2014
DUT: Sony, Type: FCC ID: PY7PM-0804



0 dB = 0.368 W/kg = -4.34 dBW/kg

Communication System: UID 0 - n/a, LTE Bands - 20MHz Channel BW; Frequency: 1732.5 MHz;Duty Cycle: 1:1
Medium: 1800MHz HSL Medium parameters used (interpolated): f = 1732.5 MHz; σ = 1.325 S/m; ε_r = 38.688; ρ = 1000 kg/m^3
Phantom section: Left Section
DASY4 Configuration:
- Probe: ET3DV6 - SN1528; ConvF(5.25, 5.25, 5.25); Calibrated: 16/04/2014;
- Sensor-Surface: 4mm (Mechanical Surface Detection)
- Electronics: DAE3 Sn417; Calibrated: 10/04/2014
- Phantom: SAM A (Site 58); Type: QD000P40Ca; Serial: TP:1193
- ; SEMCAD X Version 14.6.9 (7117)

Configuration/Touch Left - Middle/Area Scan (81x111x1): Interpolated grid: dx=1.500 mm, dy=1.500 mm
Maximum value of SAR (interpolated) = 0.556 W/kg

Configuration/Touch Left - Middle/Zoom Scan (5x5x7) 3 (5x5x7)/Cube 0: Measurement grid: dx=8mm, dy=8mm, dz=5mm
Reference Value = 5.591 V/m; Power Drift = -0.08 dB
Peak SAR (extrapolated) = 0.429 W/kg
SAR(1 g) = 0.339 W/kg; SAR(10 g) = 0.227 W/kg
Maximum value of SAR (measured) = 0.368 W/kg

This report shall not be reproduced except in full, without the written approval of UL Verification Services Ltd.

093: Tilt Left LTE Band 4 1RB Mid CH20175
Date: 01/07/2014
DUT: Sony, Type: FCC ID: PY7PM-0804

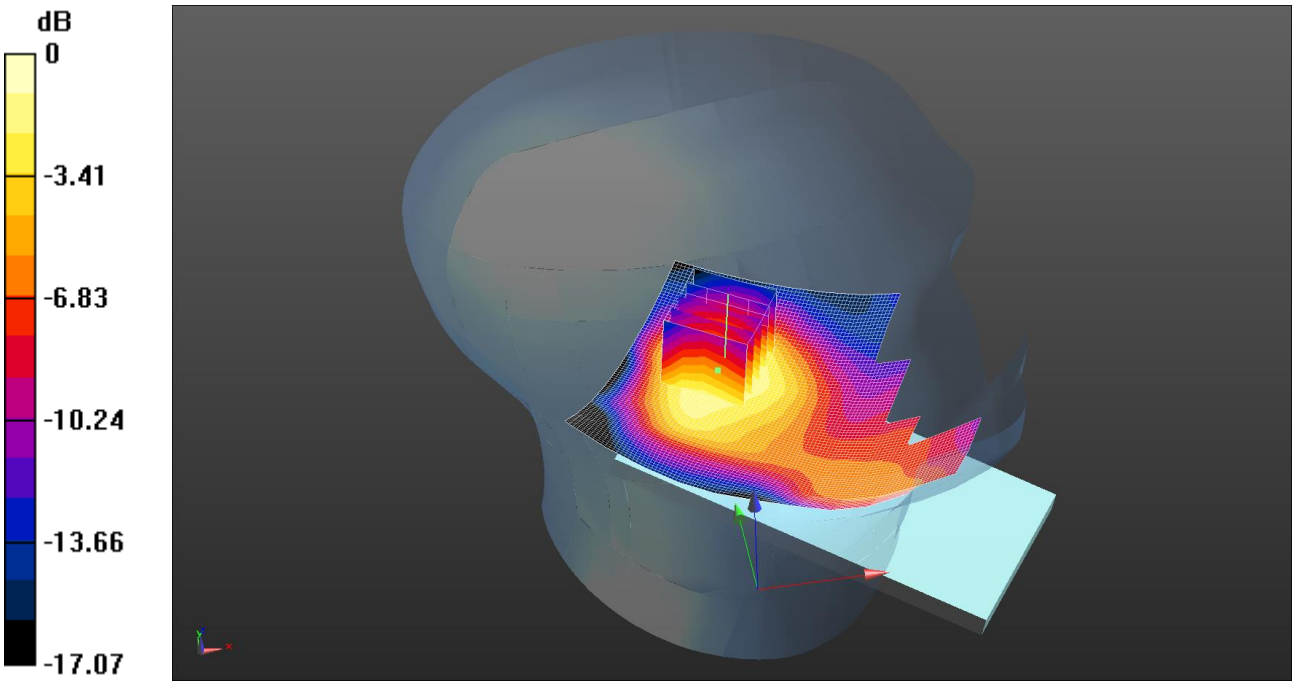

0 dB = 0.287 W/kg = -5.42 dBW/kg

Communication System: UID 0 - n/a, LTE Bands - 20MHz Channel BW; Frequency: 1732.5 MHz;Duty Cycle: 1:1
Medium: 1800MHz HSL Medium parameters used (interpolated): f = 1732.5 MHz; σ = 1.325 S/m; ε_r = 38.688; ρ = 1000 kg/m^3
Phantom section: Left Section
DASY4 Configuration:
- Probe: ET3DV6 - SN1528; ConvF(5.25, 5.25, 5.25); Calibrated: 16/04/2014;
- Sensor-Surface: 4mm (Mechanical Surface Detection)
- Electronics: DAE3 Sn417; Calibrated: 10/04/2014
- Phantom: SAM A (Site 58); Type: QD000P40Ca; Serial: TP:1193
- ; SEMCAD X Version 14.6.9 (7117)

Configuration/Tilt Left - Middle/Area Scan (81x111x1): Interpolated grid: dx=1.500 mm, dy=1.500 mm
Maximum value of SAR (interpolated) = 0.300 W/kg

Configuration/Tilt Left - Middle/Zoom Scan (5x5x7) 3 (5x5x7)/Cube 0: Measurement grid: dx=8mm, dy=8mm, dz=5mm
Reference Value = 11.925 V/m; Power Drift = -0.02 dB
Peak SAR (extrapolated) = 0.385 W/kg
SAR(1 g) = 0.272 W/kg; SAR(10 g) = 0.171 W/kg
Maximum value of SAR (measured) = 0.287 W/kg

This report shall not be reproduced except in full, without the written approval of UL Verification Services Ltd.

094: Tilt Left LTE Band 4 50%RB Mid CH20175
Date: 01/07/2014
DUT: Sony, Type: FCC ID: PY7PM-0804

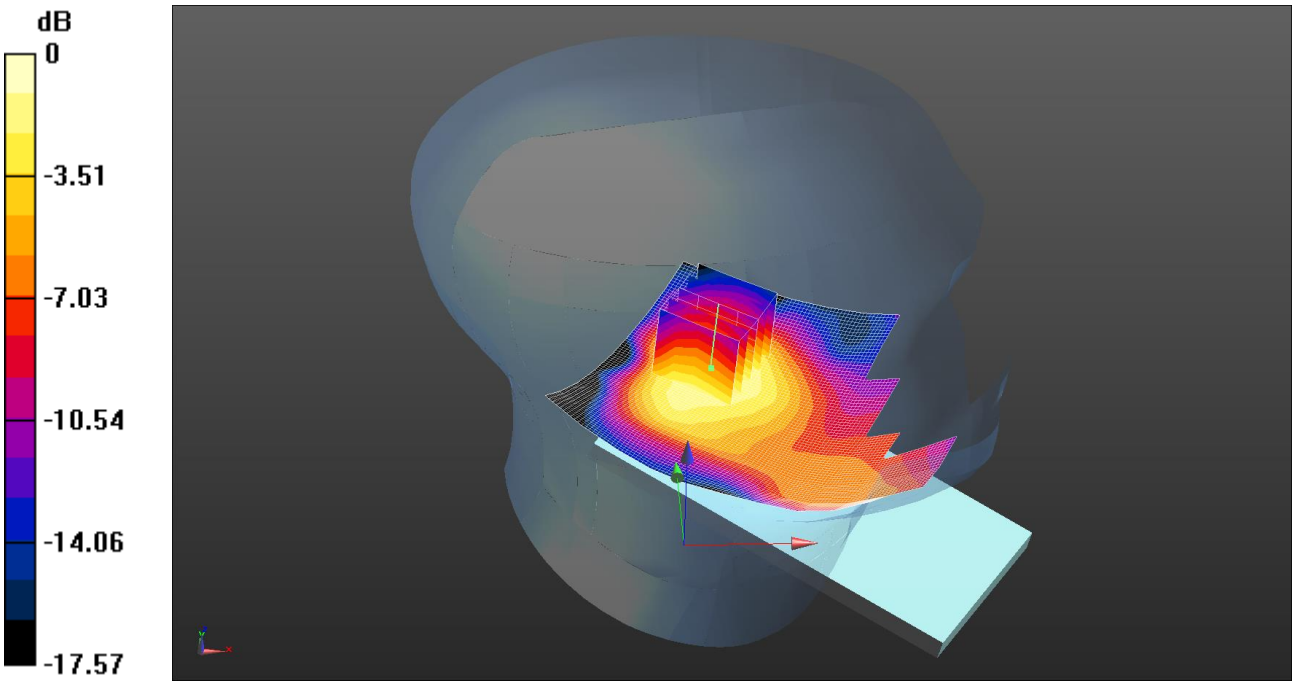

0 dB = 0.231 W/kg = -6.36 dBW/kg

Communication System: UID 0 - n/a, LTE Bands - 20MHz Channel BW; Frequency: 1732.5 MHz;Duty Cycle: 1:1
Medium: 1800MHz HSL Medium parameters used (interpolated): f = 1732.5 MHz; σ = 1.325 S/m; ε_r = 38.688; ρ = 1000 kg/m^3
Phantom section: Left Section
DASY4 Configuration:
- Probe: ET3DV6 - SN1528; ConvF(5.25, 5.25, 5.25); Calibrated: 16/04/2014;
- Sensor-Surface: 4mm (Mechanical Surface Detection)
- Electronics: DAE3 Sn417; Calibrated: 10/04/2014
- Phantom: SAM A (Site 58); Type: QD000P40Ca; Serial: TP:1193
- ; SEMCAD X Version 14.6.9 (7117)

Configuration/Tilt Left - Middle/Area Scan (81x111x1): Interpolated grid: dx=1.500 mm, dy=1.500 mm
Maximum value of SAR (interpolated) = 0.242 W/kg

Configuration/Tilt Left - Middle/Zoom Scan (5x5x7) 3 (5x5x7)/Cube 0: Measurement grid: dx=8mm, dy=8mm, dz=5mm
Reference Value = 10.275 V/m; Power Drift = -0.01 dB
Peak SAR (extrapolated) = 0.317 W/kg
SAR(1 g) = 0.222 W/kg; SAR(10 g) = 0.139 W/kg
Maximum value of SAR (measured) = 0.231 W/kg

This report shall not be reproduced except in full, without the written approval of UL Verification Services Ltd.

095: Touch Right LTE Band 4 1 RB Mid CH20175
Date: 02/07/2014
DUT: Sony, Type: FCC ID: PY7PM-0804



0 dB = 0.695 W/kg = -1.58 dBW/kg

Communication System: UID 0 - n/a, LTE Bands - 20MHz Channel BW; Frequency: 1732.5 MHz;Duty Cycle: 1:1
Medium: 1800MHz HSL Medium parameters used (interpolated): f = 1732.5 MHz; σ = 1.325 S/m; ε_r = 38.688; ρ = 1000 kg/m^3
Phantom section: Right Section
DASY4 Configuration:
- Probe: ET3DV6 - SN1528; ConvF(5.25, 5.25, 5.25); Calibrated: 16/04/2014;
- Sensor-Surface: 4mm (Mechanical Surface Detection)
- Electronics: DAE3 Sn417; Calibrated: 10/04/2014
- Phantom: SAM A (Site 58); Type: QD000P40Ca; Serial: TP:1193
- ; SEMCAD X Version 14.6.9 (7117)

Configuration/Touch Right - Middle/Area Scan (81x111x1): Interpolated grid: dx=1.500 mm, dy=1.500 mm
Maximum value of SAR (interpolated) = 0.892 W/kg

Configuration/Touch Right - Middle/Zoom Scan (5x5x7) 3 2 (5x5x7)/Cube 0: Measurement grid: dx=8mm, dy=8mm, dz=5mm
Reference Value = 6.317 V/m; Power Drift = 0.02 dB
Peak SAR (extrapolated) = 0.913 W/kg
SAR(1 g) = 0.670 W/kg; SAR(10 g) = 0.433 W/kg
Maximum value of SAR (measured) = 0.695 W/kg

This report shall not be reproduced except in full, without the written approval of UL Verification Services Ltd.

096: Touch Right LTE Band 4 50%RB Mid CH20175
Date: 02/07/2014
DUT: Sony, Type: FCC ID: PY7PM-0804

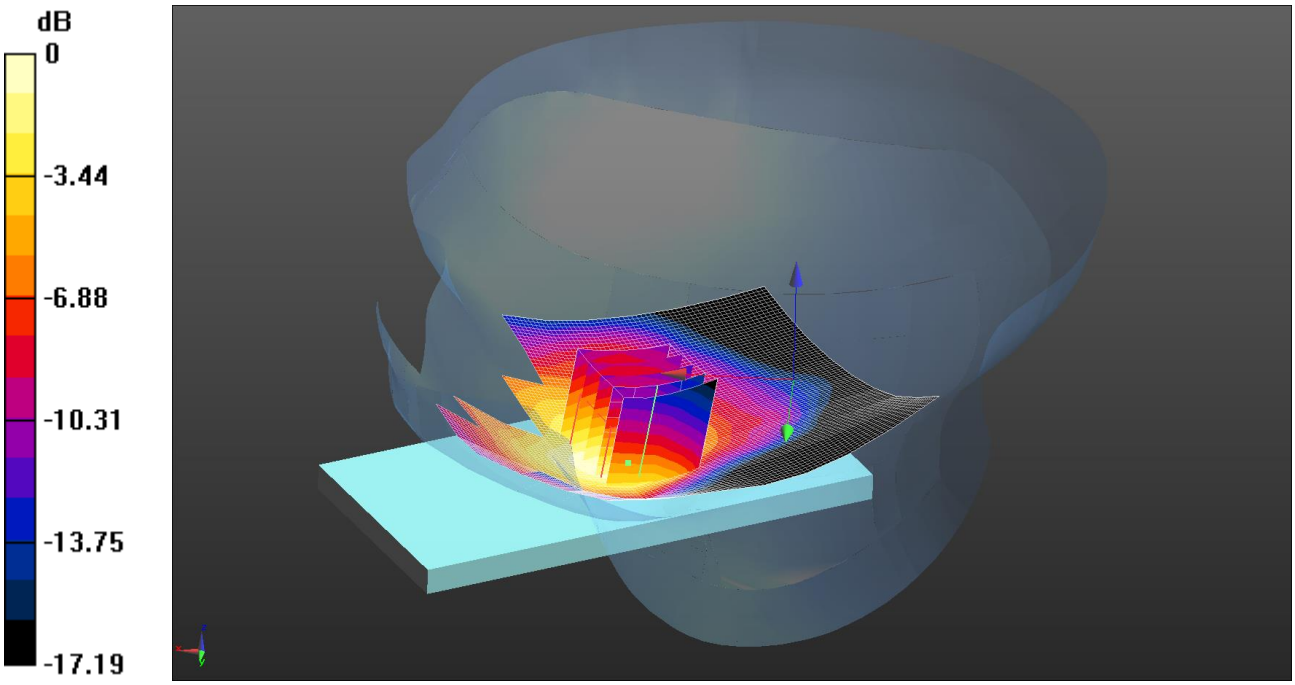

0 dB = 0.566 W/kg = -2.47 dBW/kg

Communication System: UID 0 - n/a, LTE Bands - 20MHz Channel BW; Frequency: 1732.5 MHz;Duty Cycle: 1:1
Medium: 1800MHz HSL Medium parameters used (interpolated): f = 1732.5 MHz; σ = 1.325 S/m; ε_r = 38.688; ρ = 1000 kg/m^3
Phantom section: Right Section
DASY4 Configuration:
- Probe: ET3DV6 - SN1528; ConvF(5.25, 5.25, 5.25); Calibrated: 16/04/2014;
- Sensor-Surface: 4mm (Mechanical Surface Detection)
- Electronics: DAE3 Sn417; Calibrated: 10/04/2014
- Phantom: SAM A (Site 58); Type: QD000P40Ca; Serial: TP:1193
- ; SEMCAD X Version 14.6.9 (7117)

Configuration/Touch Right - Middle/Area Scan (81x111x1): Interpolated grid: dx=1.500 mm, dy=1.500 mm
Maximum value of SAR (interpolated) = 0.590 W/kg

Configuration/Touch Right - Middle/Zoom Scan (5x5x7) 3 2 (5x5x7)/Cube 0: Measurement grid: dx=8mm, dy=8mm, dz=5mm
Reference Value = 5.532 V/m; Power Drift = -0.05 dB
Peak SAR (extrapolated) = 0.804 W/kg
SAR(1 g) = 0.549 W/kg; SAR(10 g) = 0.347 W/kg
Maximum value of SAR (measured) = 0.566 W/kg

This report shall not be reproduced except in full, without the written approval of UL Verification Services Ltd.

097: Tilt Right LTE Band 4 1RB Mid CH20175
Date: 02/07/2014
DUT: Sony, Type: FCC ID: PY7PM-0804

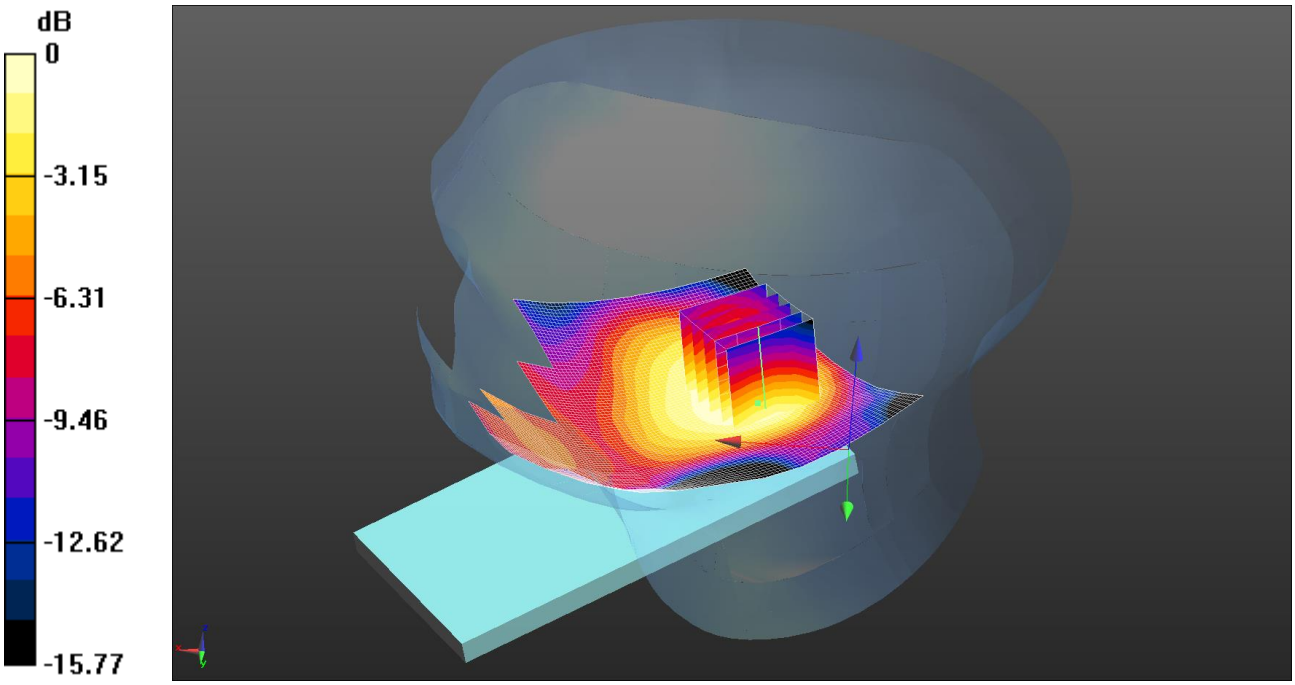

0 dB = 0.227 W/kg = -6.44 dBW/kg

Communication System: UID 0 - n/a, LTE Bands - 20MHz Channel BW; Frequency: 1732.5 MHz;Duty Cycle: 1:1
Medium: 1800MHz HSL Medium parameters used (interpolated): f = 1732.5 MHz; σ = 1.325 S/m; ε_r = 38.688; ρ = 1000 kg/m^3
Phantom section: Right Section
DASY4 Configuration:
- Probe: ET3DV6 - SN1528; ConvF(5.25, 5.25, 5.25); Calibrated: 16/04/2014;
- Sensor-Surface: 4mm (Mechanical Surface Detection)
- Electronics: DAE3 Sn417; Calibrated: 10/04/2014
- Phantom: SAM A (Site 58); Type: QD000P40Ca; Serial: TP:1193
- ; SEMCAD X Version 14.6.9 (7117)

Configuration/Tilt Right - Middle/Area Scan (81x111x1): Interpolated grid: dx=1.500 mm, dy=1.500 mm
Maximum value of SAR (interpolated) = 0.246 W/kg

Configuration/Tilt Right - Middle/Zoom Scan (5x5x7) 3 2 2 (5x5x7)/Cube 0: Measurement grid: dx=8mm, dy=8mm, dz=5mm
Reference Value = 13.055 V/m; Power Drift = -0.06 dB
Peak SAR (extrapolated) = 0.271 W/kg
SAR(1 g) = 0.210 W/kg; SAR(10 g) = 0.148 W/kg
Maximum value of SAR (measured) = 0.227 W/kg

This report shall not be reproduced except in full, without the written approval of UL Verification Services Ltd.

098: Tilt Right LTE Band 4 50%RB Mid CH20175
Date: 02/07/2014
DUT: Sony, Type: FCC ID: PY7PM-0804

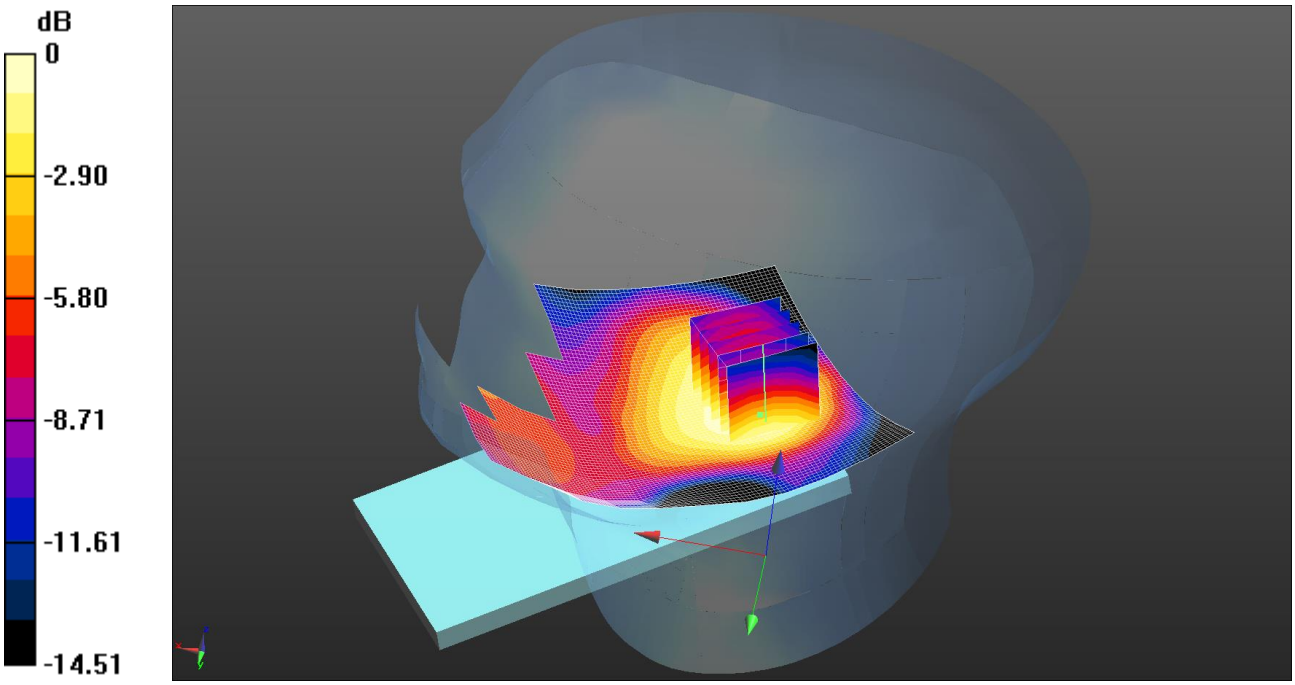

0 dB = 0.181 W/kg = -7.42 dBW/kg

Communication System: UID 0 - n/a, LTE Bands - 20MHz Channel BW; Frequency: 1732.5 MHz;Duty Cycle: 1:1
Medium: 1800MHz HSL Medium parameters used (interpolated): f = 1732.5 MHz; σ = 1.325 S/m; ε_r = 38.688; ρ = 1000 kg/m^3
Phantom section: Right Section
DASY4 Configuration:
- Probe: ET3DV6 - SN1528; ConvF(5.25, 5.25, 5.25); Calibrated: 16/04/2014;
- Sensor-Surface: 4mm (Mechanical Surface Detection)
- Electronics: DAE3 Sn417; Calibrated: 10/04/2014
- Phantom: SAM A (Site 58); Type: QD000P40Ca; Serial: TP:1193
- ; SEMCAD X Version 14.6.9 (7117)

Configuration/Tilt Right - Middle/Area Scan (81x111x1): Interpolated grid: dx=1.500 mm, dy=1.500 mm
Maximum value of SAR (interpolated) = 0.195 W/kg

Configuration/Tilt Right - Middle/Zoom Scan (5x5x7) 3 2 2 (5x5x7)/Cube 0: Measurement grid: dx=8mm, dy=8mm, dz=5mm
Reference Value = 11.410 V/m; Power Drift = 0.08 dB
Peak SAR (extrapolated) = 0.213 W/kg
SAR(1 g) = 0.166 W/kg; SAR(10 g) = 0.116 W/kg
Maximum value of SAR (measured) = 0.181 W/kg

This report shall not be reproduced except in full, without the written approval of UL Verification Services Ltd.

099: Front EUT Facing Phantom LTE Band 4 1RB Low CH20050
Date: 02/07/2014
DUT: Sony, Type: FCC ID: PY7PM-0804

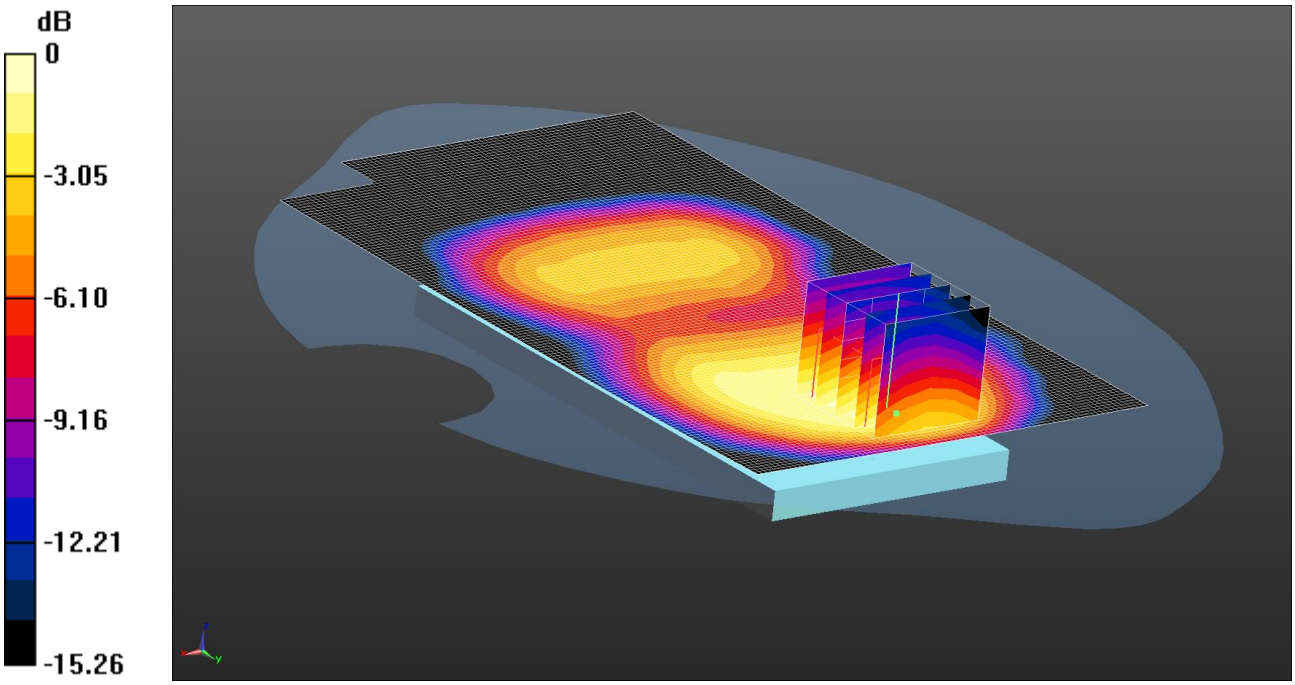

0 dB = 0.458 W/kg = -3.39 dBW/kg

Communication System: UID 0 - n/a, LTE Bands - 20MHz Channel BW; Frequency: 1720 MHz;Duty Cycle: 1:1
Medium: 1800 MHz MSL Medium parameters used (interpolated): f = 1720 MHz; σ = 1.493 S/m; ε_r = 51.112; ρ = 1000 kg/m^3
Phantom section: Flat Section
DASY4 Configuration:
- Probe: ET3DV6 - SN1528; ConvF(4.68, 4.68, 4.68); Calibrated: 16/04/2014;
- Sensor-Surface: 4mm (Mechanical Surface Detection)
- Electronics: DAE3 Sn417; Calibrated: 10/04/2014
- Phantom: SAM B (Site 58); Type: Twin Phantom; Serial: TP:1020
- ; SEMCAD X Version 14.6.9 (7117)

Configuration/Front of EUT Facing Phantom - LOW/Area Scan (81x141x1): Interpolated grid: dx=1.500 mm, dy=1.500 mm
Maximum value of SAR (interpolated) = 0.456 W/kg

Configuration/Front of EUT Facing Phantom - LOW/Zoom Scan (5x5x7) 2 2 2 (5x5x7)/Cube 0: Measurement grid: dx=8mm, dy=8mm, dz=5mm
Reference Value = 8.500 V/m; Power Drift = 0.19 dB
Peak SAR (extrapolated) = 0.594 W/kg
SAR(1 g) = 0.419 W/kg; SAR(10 g) = 0.263 W/kg
Maximum value of SAR (measured) = 0.458 W/kg

This report shall not be reproduced except in full, without the written approval of UL Verification Services Ltd.

100: Front EUT Facing Phantom LTE Band 4 50%RB High CH20050
Date: 02/07/2014
DUT: Sony, Type: FCC ID: PY7PM-0804

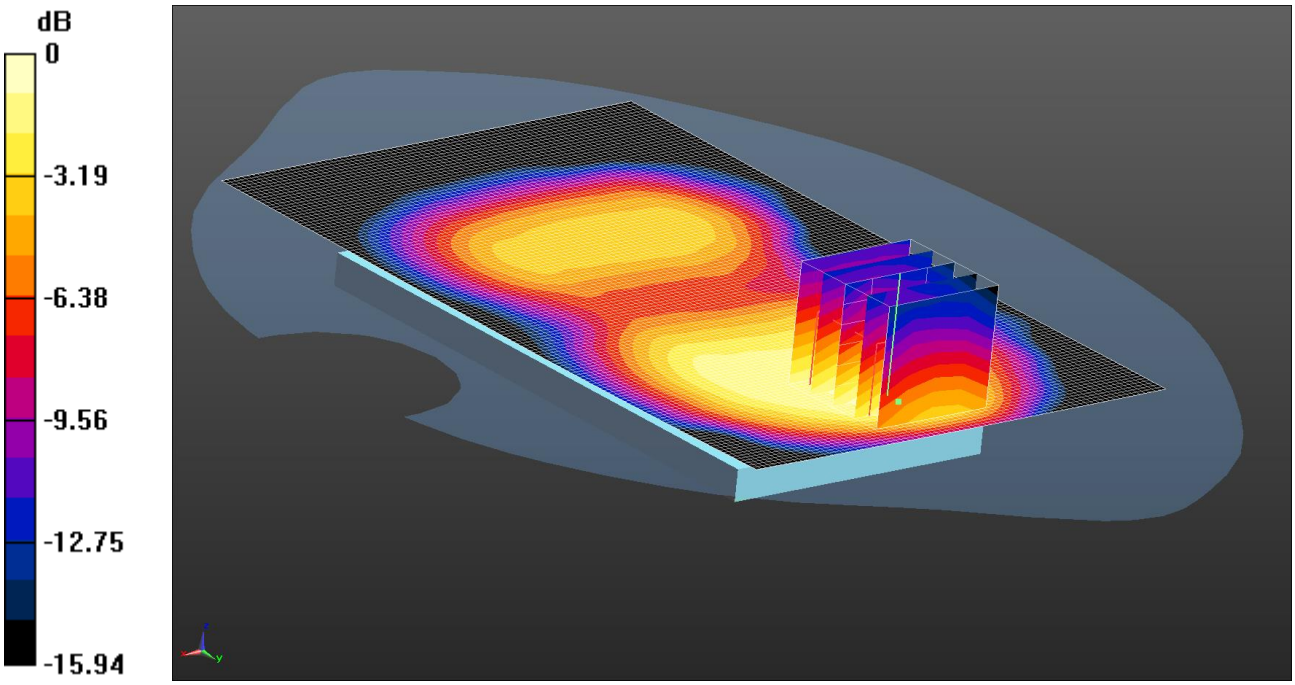

0 dB = 0.473 W/kg = -3.25 dBW/kg

Communication System: UID 0 - n/a, LTE Bands - 20MHz Channel BW; Frequency: 1720 MHz;Duty Cycle: 1:1
Medium: 1800 MHz MSL Medium parameters used (interpolated): f = 1720 MHz; σ = 1.493 S/m; ε_r = 51.112; ρ = 1000 kg/m^3
Phantom section: Flat Section
DASY4 Configuration:
- Probe: ET3DV6 - SN1528; ConvF(4.68, 4.68, 4.68); Calibrated: 16/04/2014;
- Sensor-Surface: 4mm (Mechanical Surface Detection)
- Electronics: DAE3 Sn417; Calibrated: 10/04/2014
- Phantom: SAM B (Site 58); Type: Twin Phantom; Serial: TP:1020
- ; SEMCAD X Version 14.6.9 (7117)

Configuration/Front of EUT Facing Phantom - Low/Area Scan (81x131x1): Interpolated grid: dx=1.500 mm, dy=1.500 mm
Maximum value of SAR (interpolated) = 0.456 W/kg

Configuration/Front of EUT Facing Phantom - Low/Zoom Scan (5x5x7) 2 2 2 (5x5x7)/Cube 0: Measurement grid: dx=8mm, dy=8mm, dz=5mm
Reference Value = 8.501 V/m; Power Drift = 0.11 dB
Peak SAR (extrapolated) = 0.618 W/kg
SAR(1 g) = 0.426 W/kg; SAR(10 g) = 0.262 W/kg
Maximum value of SAR (measured) = 0.473 W/kg

This report shall not be reproduced except in full, without the written approval of UL Verification Services Ltd.

101: Back of EUT Facing Phantom LTE Band 4 1RB Low CH20050
Date: 02/07/2014
DUT: Sony, Type: FCC ID: PY7PM-0804

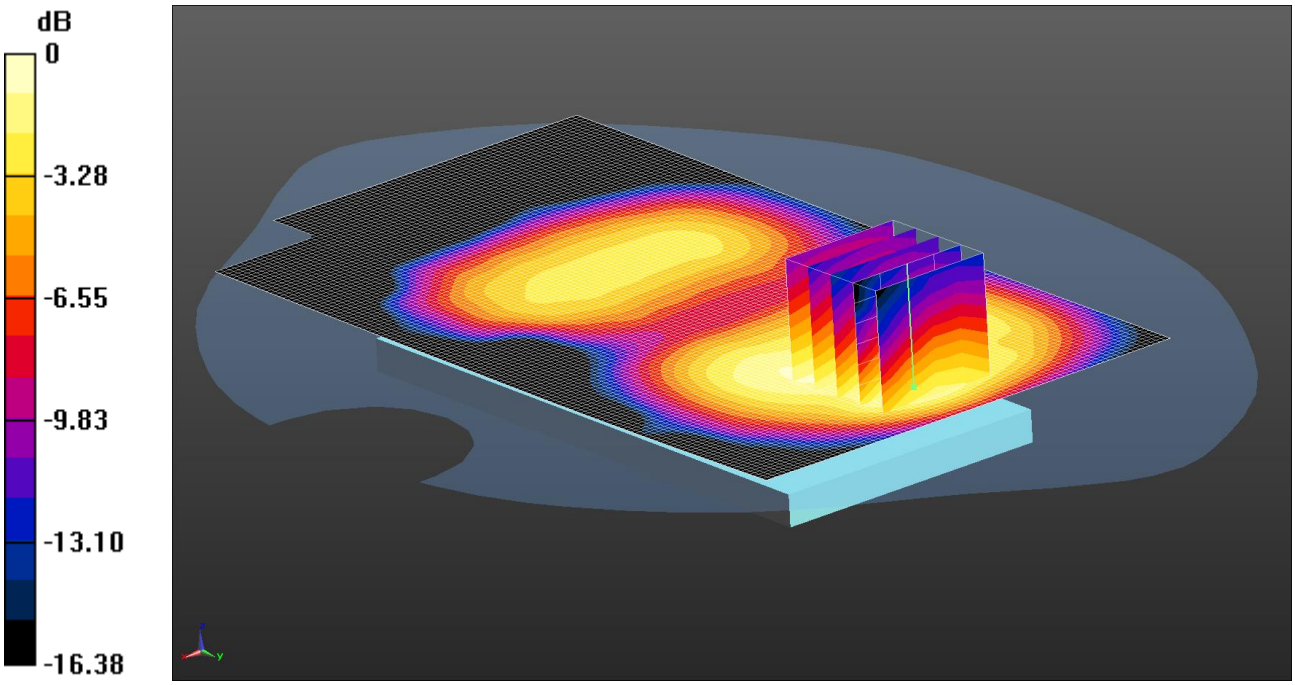

0 dB = 0.391 W/kg = -4.08 dBW/kg

Communication System: UID 0 - n/a, LTE Bands - 20MHz Channel BW; Frequency: 1720 MHz;Duty Cycle: 1:1
Medium: 1800 MHz MSL Medium parameters used (interpolated): f = 1720 MHz; σ = 1.493 S/m; ε_r = 51.112; ρ = 1000 kg/m^3
Phantom section: Flat Section
DASY4 Configuration:
- Probe: ET3DV6 - SN1528; ConvF(4.68, 4.68, 4.68); Calibrated: 16/04/2014;
- Sensor-Surface: 4mm (Mechanical Surface Detection)
- Electronics: DAE3 Sn417; Calibrated: 10/04/2014
- Phantom: SAM B (Site 58); Type: Twin Phantom; Serial: TP:1020
- ; SEMCAD X Version 14.6.9 (7117)

Configuration/Back of EUT Facing Phantom - LOW/Area Scan (81x141x1): Interpolated grid: dx=1.500 mm, dy=1.500 mm
Maximum value of SAR (interpolated) = 0.393 W/kg

Configuration/Back of EUT Facing Phantom - LOW/Zoom Scan (5x5x7) 2 2 2 2 (5x5x7)/Cube 0: Measurement grid: dx=8mm, dy=8mm, dz=5mm
Reference Value = 6.783 V/m; Power Drift = 0.10 dB
Peak SAR (extrapolated) = 0.544 W/kg
SAR(1 g) = 0.371 W/kg; SAR(10 g) = 0.235 W/kg
Maximum value of SAR (measured) = 0.391 W/kg

This report shall not be reproduced except in full, without the written approval of UL Verification Services Ltd.

102: Back of EUT Facing Phantom LTE Band 4 50%RB High CH20050
Date: 02/07/2014
DUT: Sony, Type: FCC ID: PY7PM-0804

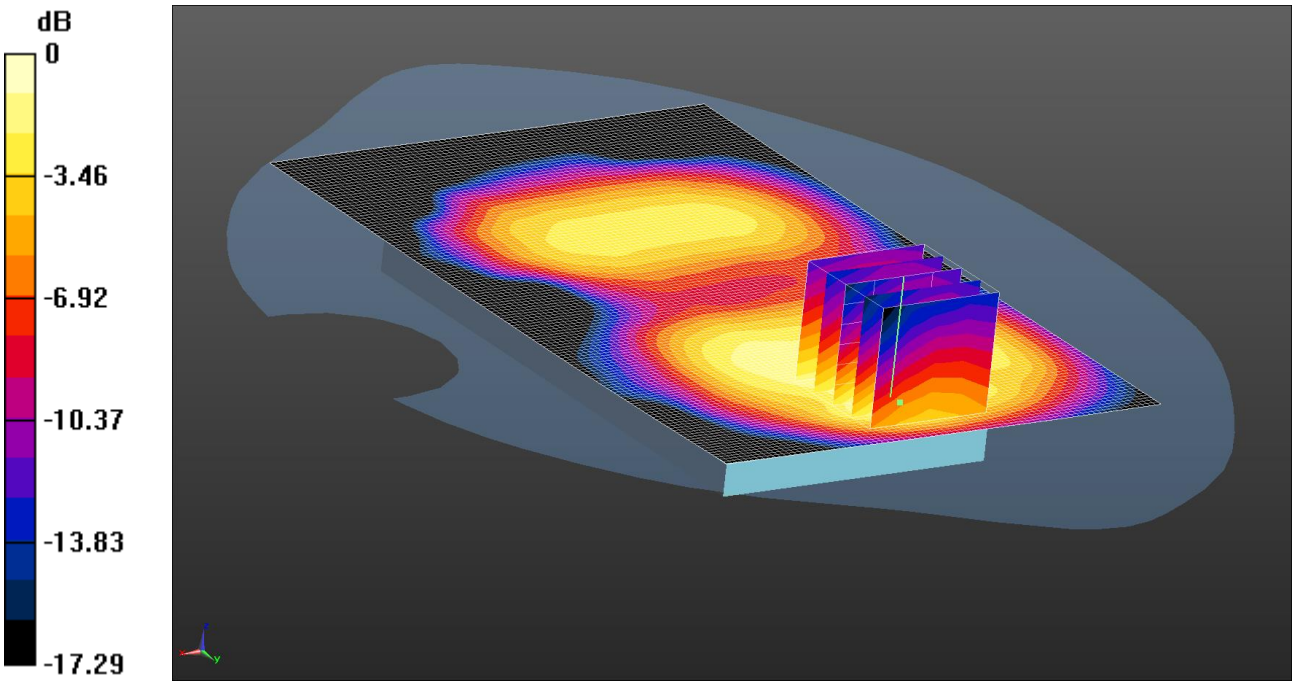

0 dB = 0.416 W/kg = -3.81 dBW/kg

Communication System: UID 0 - n/a, LTE Bands - 20MHz Channel BW; Frequency: 1720 MHz;Duty Cycle: 1:1
Medium: 1800 MHz MSL Medium parameters used (interpolated): f = 1720 MHz; σ = 1.493 S/m; ε_r = 51.112; ρ = 1000 kg/m^3
Phantom section: Flat Section
DASY4 Configuration:
- Probe: ET3DV6 - SN1528; ConvF(4.68, 4.68, 4.68); Calibrated: 16/04/2014;
- Sensor-Surface: 4mm (Mechanical Surface Detection)
- Electronics: DAE3 Sn417; Calibrated: 10/04/2014
- Phantom: SAM B (Site 58); Type: Twin Phantom; Serial: TP:1020
- ; SEMCAD X Version 14.6.9 (7117)

Configuration/Back of EUT Facing Phantom - Low/Area Scan (81x131x1): Interpolated grid: dx=1.500 mm, dy=1.500 mm
Maximum value of SAR (interpolated) = 0.390 W/kg

Configuration/Back of EUT Facing Phantom - Low/Zoom Scan (5x5x7) 2 2 2 (5x5x7)/Cube 0: Measurement grid: dx=8mm, dy=8mm, dz=5mm
Reference Value = 6.764 V/m; Power Drift = 0.19 dB
Peak SAR (extrapolated) = 0.569 W/kg
SAR(1 g) = 0.380 W/kg; SAR(10 g) = 0.232 W/kg
Maximum value of SAR (measured) = 0.416 W/kg

This report shall not be reproduced except in full, without the written approval of UL Verification Services Ltd.

103: Left Hand Side EUT Facing Phantom LTE Band 4 1RB Low CH20050
Date: 02/07/2014
DUT: Sony, Type: FCC ID: PY7PM-0804

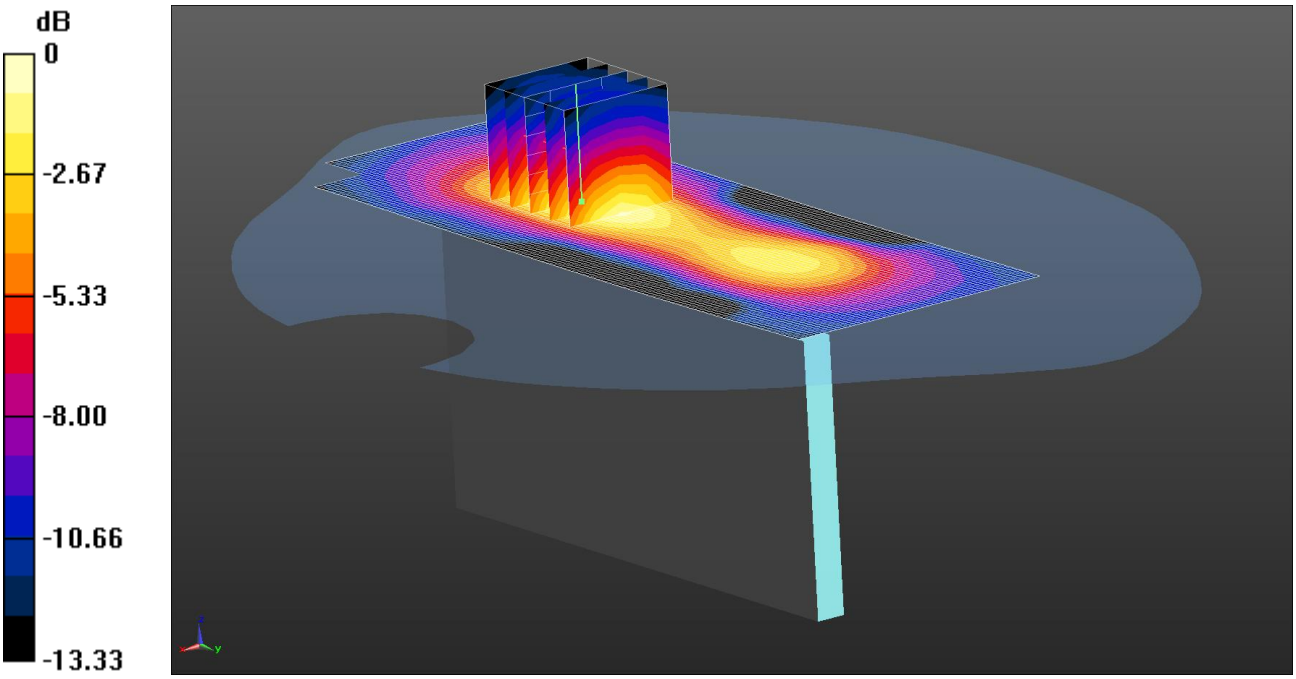

0 dB = 0.176 W/kg = -7.54 dBW/kg

Communication System: UID 0 - n/a, LTE Bands - 20MHz Channel BW; Frequency: 1720 MHz;Duty Cycle: 1:1
Medium: 1800 MHz MSL Medium parameters used (interpolated): f = 1720 MHz; σ = 1.493 S/m; ε_r = 51.112; ρ = 1000 kg/m^3
Phantom section: Flat Section
DASY4 Configuration:
- Probe: ET3DV6 - SN1528; ConvF(4.68, 4.68, 4.68); Calibrated: 16/04/2014;
- Sensor-Surface: 4mm (Mechanical Surface Detection)
- Electronics: DAE3 Sn417; Calibrated: 10/04/2014
- Phantom: SAM B (Site 58); Type: Twin Phantom; Serial: TP:1020
- ; SEMCAD X Version 14.6.9 (7117)

Configuration/Left Hand Side EUT Facing Phantom - Low/Area Scan (51x141x1): Interpolated grid: dx=1.500 mm, dy=1.500 mm
Maximum value of SAR (interpolated) = 0.173 W/kg

Configuration/Left Hand Side EUT Facing Phantom - Low/Zoom Scan (5x5x7) (5x5x7)/Cube 0: Measurement grid: dx=8mm, dy=8mm, dz=5mm
Reference Value = 8.023 V/m; Power Drift = 0.07 dB
Peak SAR (extrapolated) = 0.230 W/kg
SAR(1 g) = 0.158 W/kg; SAR(10 g) = 0.096 W/kg
Maximum value of SAR (measured) = 0.176 W/kg

This report shall not be reproduced except in full, without the written approval of UL Verification Services Ltd.

104: Left Hand Side EUT Facing Phantom LTE Band 4 50%RB High CH20050
Date: 02/07/2014
DUT: Sony, Type: FCC ID: PY7PM-0804

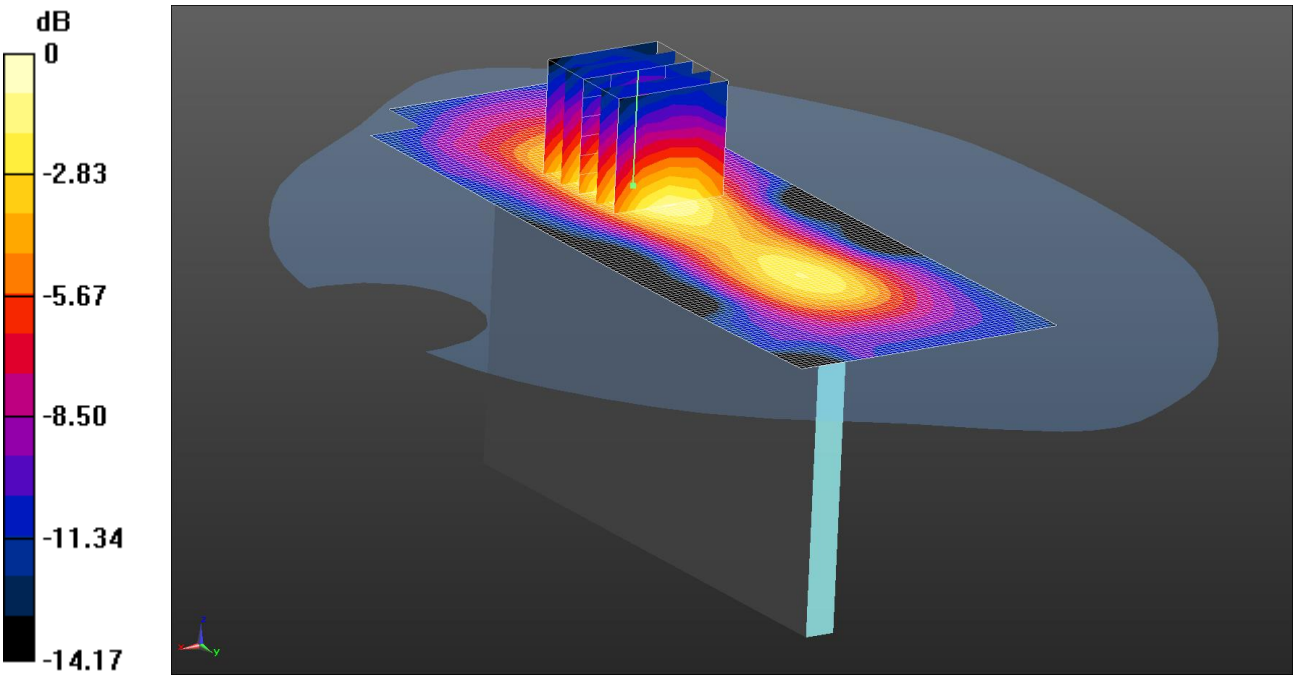

0 dB = 0.182 W/kg = -7.40 dBW/kg

Communication System: UID 0 - n/a, LTE Bands - 20MHz Channel BW; Frequency: 1720 MHz;Duty Cycle: 1:1
Medium: 1800 MHz MSL Medium parameters used (interpolated): f = 1720 MHz; σ = 1.493 S/m; ε_r = 51.112; ρ = 1000 kg/m^3
Phantom section: Flat Section
DASY4 Configuration:
- Probe: ET3DV6 - SN1528; ConvF(4.68, 4.68, 4.68); Calibrated: 16/04/2014;
- Sensor-Surface: 4mm (Mechanical Surface Detection)
- Electronics: DAE3 Sn417; Calibrated: 10/04/2014
- Phantom: SAM B (Site 58); Type: Twin Phantom; Serial: TP:1020
- ; SEMCAD X Version 14.6.9 (7117)

Configuration/Left Hand Side EUT Facing Phantom - Low/Area Scan (51x141x1): Interpolated grid: dx=1.500 mm, dy=1.500 mm
Maximum value of SAR (interpolated) = 0.179 W/kg

Configuration/Left Hand Side EUT Facing Phantom - Low/Zoom Scan (5x5x7) (5x5x7)/Cube 0: Measurement grid: dx=8mm, dy=8mm, dz=5mm
Reference Value = 7.955 V/m; Power Drift = 0.07 dB
Peak SAR (extrapolated) = 0.250 W/kg
SAR(1 g) = 0.165 W/kg; SAR(10 g) = 0.100 W/kg
Maximum value of SAR (measured) = 0.182 W/kg

This report shall not be reproduced except in full, without the written approval of UL Verification Services Ltd.

105: Right Hand Side EUT Facing Phantom LTE Band 4 1RB Low CH20050
Date: 02/07/2014
DUT: Sony, Type: FCC ID: PY7PM-0804

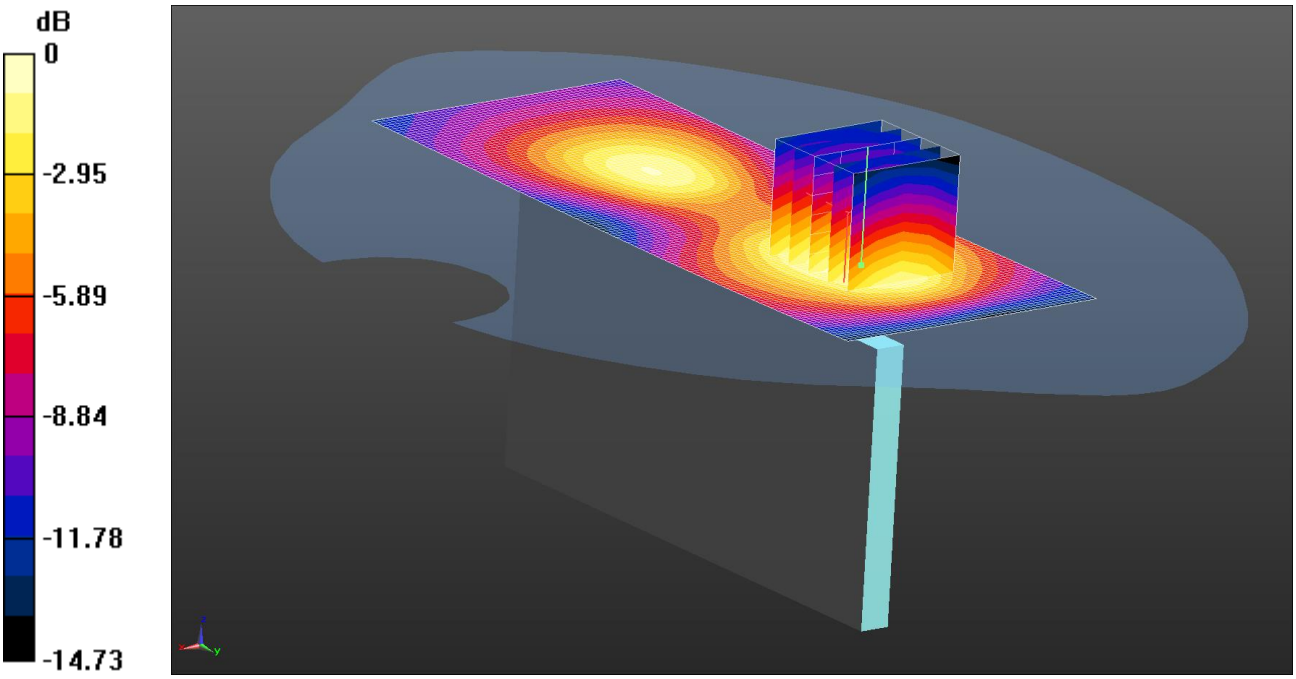

0 dB = 0.128 W/kg = -8.93 dBW/kg

Communication System: UID 0 - n/a, LTE Bands - 20MHz Channel BW; Frequency: 1720 MHz;Duty Cycle: 1:1
Medium: 1800 MHz MSL Medium parameters used (interpolated): f = 1720 MHz; σ = 1.493 S/m; ε_r = 51.112; ρ = 1000 kg/m^3
Phantom section: Flat Section
DASY4 Configuration:
- Probe: ET3DV6 - SN1528; ConvF(4.68, 4.68, 4.68); Calibrated: 16/04/2014;
- Sensor-Surface: 4mm (Mechanical Surface Detection)
- Electronics: DAE3 Sn417; Calibrated: 10/04/2014
- Phantom: SAM B (Site 58); Type: Twin Phantom; Serial: TP:1020
- ; SEMCAD X Version 14.6.9 (7117)

Configuration/Right Hand Side EUT Facing Phantom - Low/Area Scan (51x131x1): Interpolated grid: dx=1.500 mm, dy=1.500 mm
Maximum value of SAR (interpolated) = 0.127 W/kg

Configuration/Right Hand Side EUT Facing Phantom - Low/Zoom Scan (5x5x7) (5x5x7)/Cube 0: Measurement grid: dx=8mm, dy=8mm, dz=5mm
Reference Value = 5.171 V/m; Power Drift = -0.02 dB
Peak SAR (extrapolated) = 0.168 W/kg
SAR(1 g) = 0.119 W/kg; SAR(10 g) = 0.076 W/kg
Maximum value of SAR (measured) = 0.128 W/kg

This report shall not be reproduced except in full, without the written approval of UL Verification Services Ltd.

106: Right Hand Side EUT Facing Phantom LTE Band 4 50%RB High CH20050
Date: 02/07/2014
DUT: Sony, Type: FCC ID: PY7PM-0804

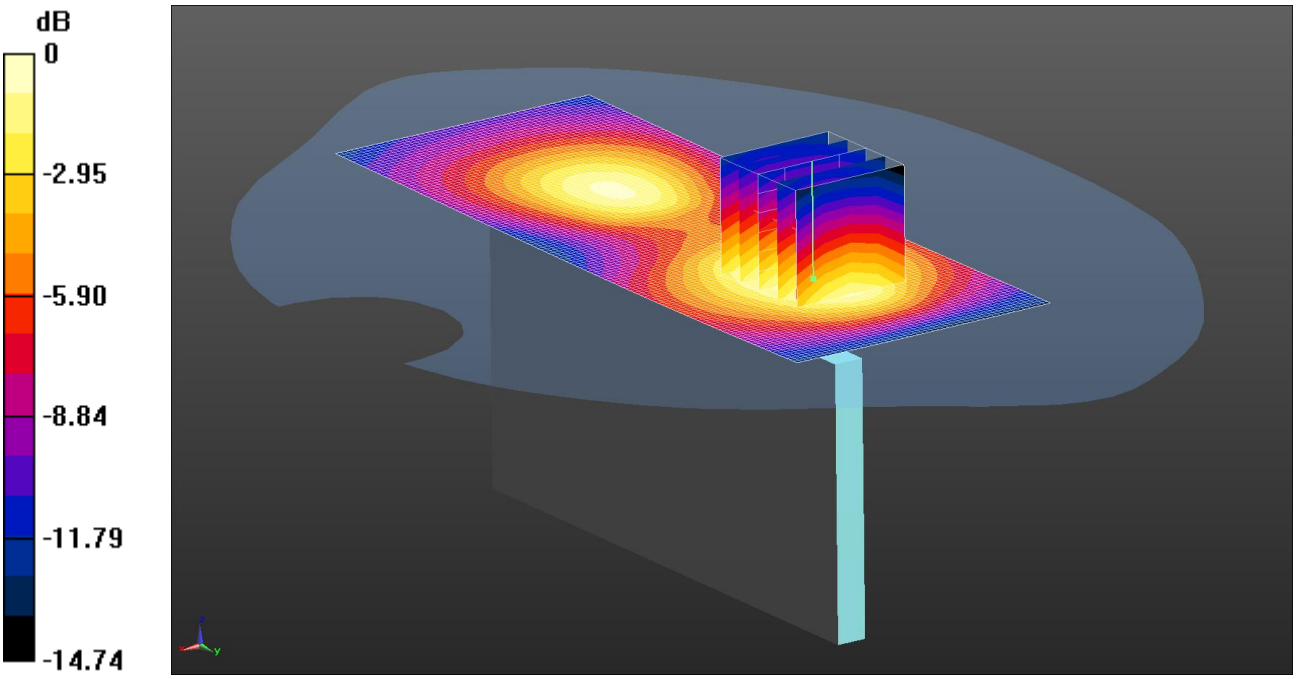

0 dB = 0.133 W/kg = -8.76 dBW/kg

Communication System: UID 0 - n/a, LTE Bands - 20MHz Channel BW; Frequency: 1720 MHz;Duty Cycle: 1:1
Medium: 1800 MHz MSL Medium parameters used (interpolated): f = 1720 MHz; σ = 1.493 S/m; ε_r = 51.112; ρ = 1000 kg/m^3
Phantom section: Flat Section
DASY4 Configuration:
- Probe: ET3DV6 - SN1528; ConvF(4.68, 4.68, 4.68); Calibrated: 16/04/2014;
- Sensor-Surface: 4mm (Mechanical Surface Detection)
- Electronics: DAE3 Sn417; Calibrated: 10/04/2014
- Phantom: SAM B (Site 58); Type: Twin Phantom; Serial: TP:1020
- ; SEMCAD X Version 14.6.9 (7117)

Configuration/Right Hand Side EUT Facing Phantom - Low/Area Scan (51x131x1): Interpolated grid: dx=1.500 mm, dy=1.500 mm
Maximum value of SAR (interpolated) = 0.137 W/kg

Configuration/Right Hand Side EUT Facing Phantom - Low/Zoom Scan (5x5x7) (5x5x7)/Cube 0: Measurement grid: dx=8mm, dy=8mm, dz=5mm
Reference Value = 5.032 V/m; Power Drift = 0.04 dB
Peak SAR (extrapolated) = 0.174 W/kg
SAR(1 g) = 0.124 W/kg; SAR(10 g) = 0.079 W/kg
Maximum value of SAR (measured) = 0.133 W/kg

This report shall not be reproduced except in full, without the written approval of UL Verification Services Ltd.

107: Bottom EUT Facing Phantom LTE Band 4 1RB Low CH20050
Date: 02/07/2014
DUT: Sony, Type: FCC ID: PY7PM-0804

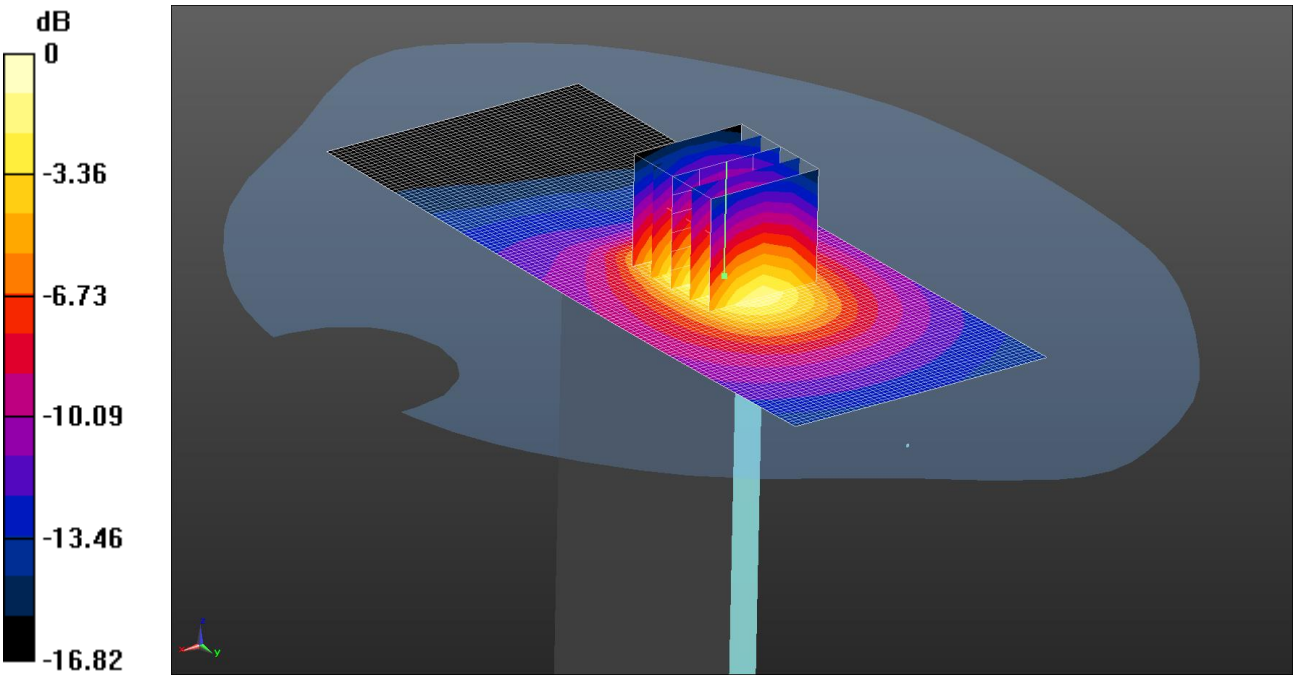

0 dB = 0.326 W/kg = -4.87 dBW/kg

Communication System: UID 0 - n/a, LTE Bands - 20MHz Channel BW; Frequency: 1720 MHz;Duty Cycle: 1:1
Medium: 1800 MHz MSL Medium parameters used (interpolated): f = 1720 MHz; σ = 1.493 S/m; ε_r = 51.112; ρ = 1000 kg/m^3
Phantom section: Flat Section
DASY4 Configuration:
- Probe: ET3DV6 - SN1528; ConvF(4.68, 4.68, 4.68); Calibrated: 16/04/2014;
- Sensor-Surface: 4mm (Mechanical Surface Detection)
- Electronics: DAE3 Sn417; Calibrated: 10/04/2014
- Phantom: SAM B (Site 58); Type: Twin Phantom; Serial: TP:1020
- ; SEMCAD X Version 14.6.9 (7117)

Configuration/Bottom EUT Facing Phantom - Low/Area Scan (51x131x1): Interpolated grid: dx=1.500 mm, dy=1.500 mm
Maximum value of SAR (interpolated) = 0.334 W/kg

Configuration/Bottom EUT Facing Phantom - Low/Zoom Scan (5x5x7) (5x5x7)/Cube 0: Measurement grid: dx=8mm, dy=8mm, dz=5mm
Reference Value = 14.787 V/m; Power Drift = 0.06 dB
Peak SAR (extrapolated) = 0.442 W/kg
SAR(1 g) = 0.289 W/kg; SAR(10 g) = 0.166 W/kg
Maximum value of SAR (measured) = 0.326 W/kg

This report shall not be reproduced except in full, without the written approval of UL Verification Services Ltd.

108: Bottom EUT Facing Phantom LTE Band 4 50%RB High CH20050
Date: 02/07/2014
DUT: Sony, Type: FCC ID: PY7PM-0804

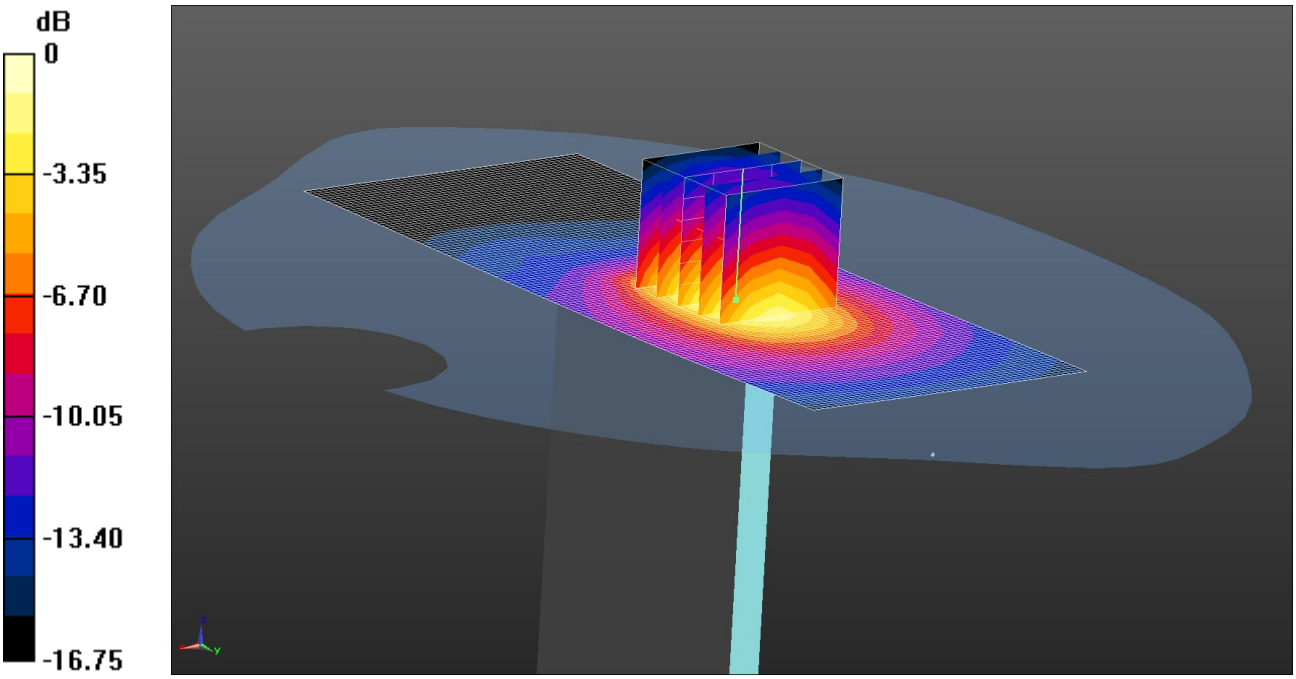

0 dB = 0.377 W/kg = -4.24 dBW/kg

Communication System: UID 0 - n/a, LTE Bands - 20MHz Channel BW; Frequency: 1720 MHz;Duty Cycle: 1:1
Medium: 1800 MHz MSL Medium parameters used (interpolated): f = 1720 MHz; σ = 1.493 S/m; ε_r = 51.112; ρ = 1000 kg/m^3
Phantom section: Flat Section
DASY4 Configuration:
- Probe: ET3DV6 - SN1528; ConvF(4.68, 4.68, 4.68); Calibrated: 16/04/2014;
- Sensor-Surface: 4mm (Mechanical Surface Detection)
- Electronics: DAE3 Sn417; Calibrated: 10/04/2014
- Phantom: SAM B (Site 58); Type: Twin Phantom; Serial: TP:1020
- ; SEMCAD X Version 14.6.9 (7117)

Configuration/Bottom EUT Facing Phantom - Low/Area Scan (51x131x1): Interpolated grid: dx=1.500 mm, dy=1.500 mm
Maximum value of SAR (interpolated) = 0.386 W/kg

Configuration/Bottom EUT Facing Phantom - Low/Zoom Scan (5x5x7) (5x5x7)/Cube 0: Measurement grid: dx=8mm, dy=8mm, dz=5mm
Reference Value = 16.121 V/m; Power Drift = 0.06 dB
Peak SAR (extrapolated) = 0.518 W/kg
SAR(1 g) = 0.335 W/kg; SAR(10 g) = 0.191 W/kg
Maximum value of SAR (measured) = 0.377 W/kg

This report shall not be reproduced except in full, without the written approval of UL Verification Services Ltd.

109: Front of EUT Facing Phantom LTE Band 4 1RB CH20175
Date: 02/07/2014
DUT: Sony, Type: FCC ID: PY7PM-0804

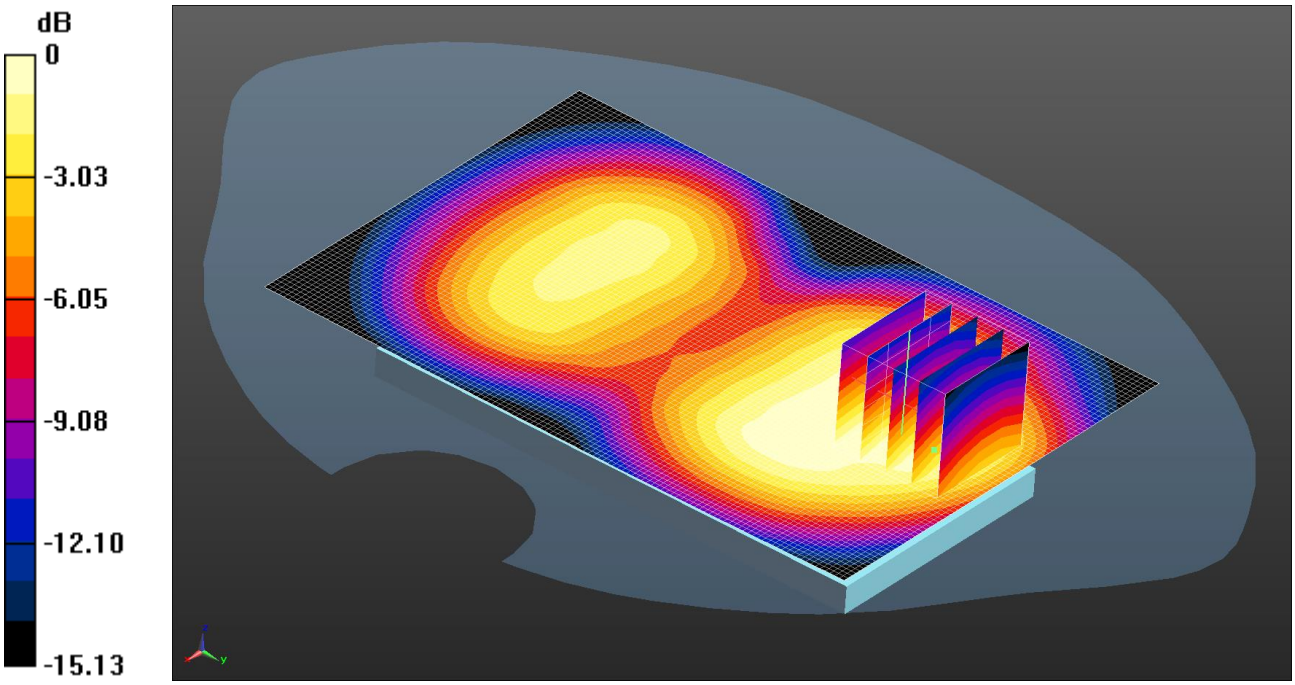

0 dB = 0.411 W/kg = -3.86 dBW/kg

Communication System: UID 0 - n/a, LTE Bands - 20MHz Channel BW; Frequency: 1732.5 MHz;Duty Cycle: 1:1
Medium: 1800MHz MSL Medium parameters used (interpolated): f = 1732.5 MHz; σ = 1.506 S/m; ε_r = 51.078; ρ = 1000 kg/m^3
Phantom section: Flat Section
DASY4 Configuration:
- Probe: ET3DV6 - SN1528; ConvF(4.68, 4.68, 4.68); Calibrated: 16/04/2014;
- Sensor-Surface: 4mm (Mechanical Surface Detection)
- Electronics: DAE3 Sn417; Calibrated: 10/04/2014
- Phantom: SAM B (Site 58); Type: Twin Phantom; Serial: TP:1020
- ; SEMCAD X Version 14.6.9 (7117)

Configuration/Front of EUT Facing Phantom - Middle/Area Scan (81x121x1): Interpolated grid: dx=1.500 mm, dy=1.500 mm
Maximum value of SAR (interpolated) = 0.411 W/kg

Configuration/Front of EUT Facing Phantom - Middle/Zoom Scan (5x5x7) 2 2 (5x5x7)/Cube 0: Measurement grid: dx=8mm, dy=8mm, dz=5mm
Reference Value = 8.724 V/m; Power Drift = 0.03 dB
Peak SAR (extrapolated) = 0.545 W/kg
SAR(1 g) = 0.381 W/kg; SAR(10 g) = 0.246 W/kg
Maximum value of SAR (measured) = 0.411 W/kg

This report shall not be reproduced except in full, without the written approval of UL Verification Services Ltd.

110: Front of EUT Facing Phantom LTE Band 4 50%RB CH20175
Date: 02/07/2014
DUT: Sony, Type: FCC ID: PY7PM-0804

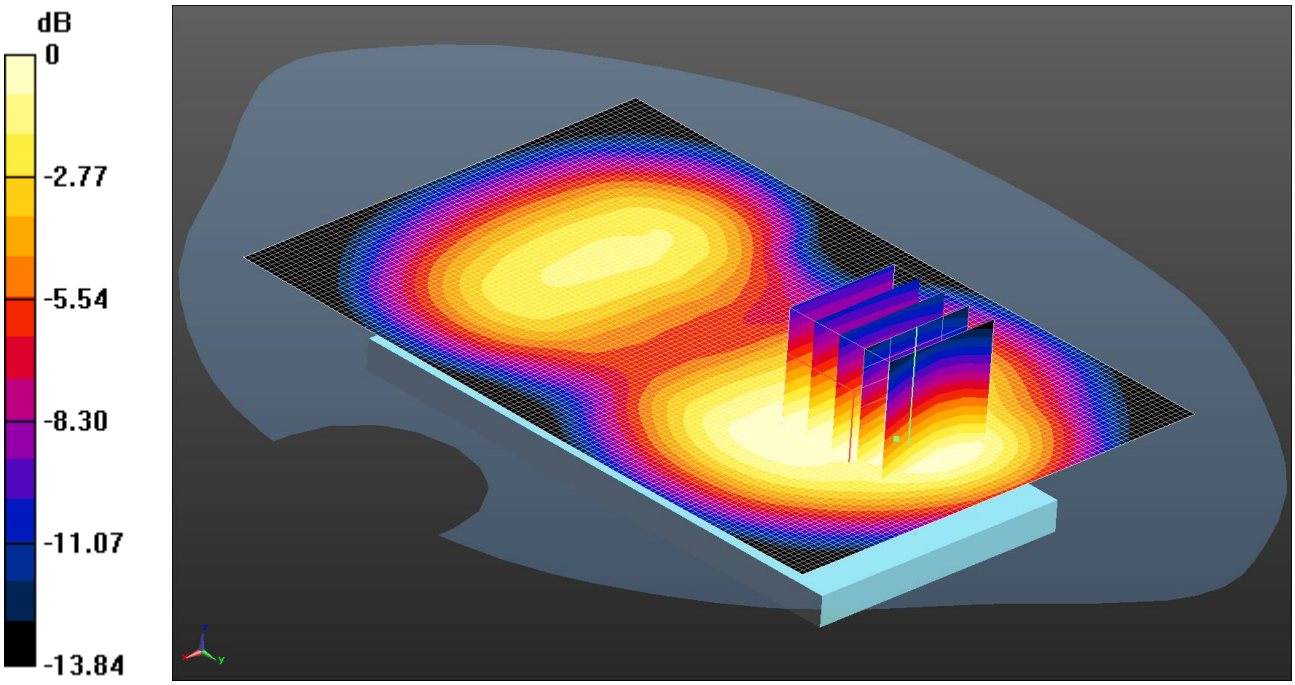

0 dB = 0.334 W/kg = -4.76 dBW/kg

Communication System: UID 0 - n/a, LTE Bands - 20MHz Channel BW; Frequency: 1732.5 MHz;Duty Cycle: 1:1
Medium: 1800MHz MSL Medium parameters used (interpolated): f = 1732.5 MHz; σ = 1.506 S/m; ε_r = 51.078; ρ = 1000 kg/m^3
Phantom section: Flat Section
DASY4 Configuration:
- Probe: ET3DV6 - SN1528; ConvF(4.68, 4.68, 4.68); Calibrated: 16/04/2014;
- Sensor-Surface: 4mm (Mechanical Surface Detection)
- Electronics: DAE3 Sn417; Calibrated: 10/04/2014
- Phantom: SAM B (Site 58); Type: Twin Phantom; Serial: TP:1020
- ; SEMCAD X Version 14.6.9 (7117)

Configuration/Front of EUT Facing Phantom - Middle/Area Scan (81x121x1): Interpolated grid: dx=1.500 mm, dy=1.500 mm
Maximum value of SAR (interpolated) = 0.337 W/kg

Configuration/Front of EUT Facing Phantom - Middle/Zoom Scan (5x5x7) 2 2 2 (5x5x7)/Cube 0: Measurement grid: dx=8mm, dy=8mm, dz=5mm
Reference Value = 7.794 V/m; Power Drift = -0.00 dB
Peak SAR (extrapolated) = 0.434 W/kg
SAR(1 g) = 0.307 W/kg; SAR(10 g) = 0.209 W/kg
Maximum value of SAR (measured) = 0.334 W/kg

This report shall not be reproduced except in full, without the written approval of UL Verification Services Ltd.

111: Back of EUT Facing Phantom LTE Band 4 1RB CH20175
Date: 02/07/2014
DUT: Sony, Type: FCC ID: PY7PM-0804

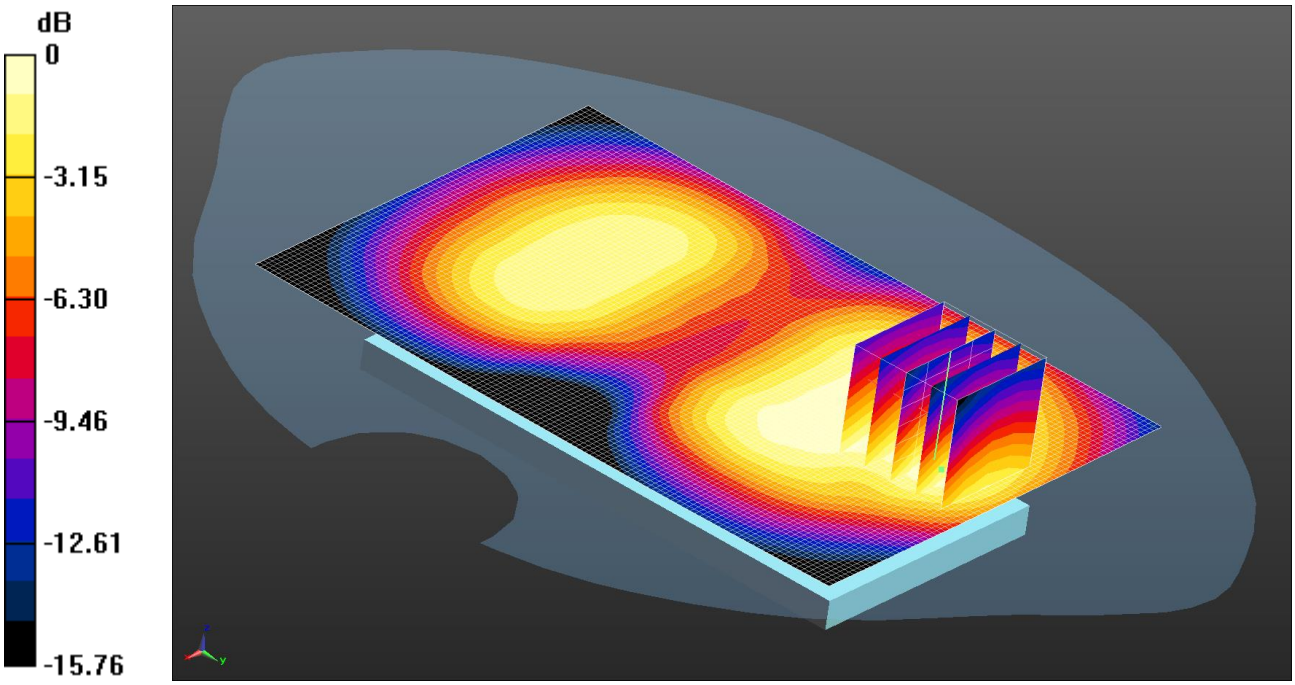

0 dB = 0.345 W/kg = -4.62 dBW/kg

Communication System: UID 0 - n/a, LTE Bands - 20MHz Channel BW; Frequency: 1732.5 MHz;Duty Cycle: 1:1
Medium: 1800MHz MSL Medium parameters used (interpolated): f = 1732.5 MHz; σ = 1.506 S/m; ε_r = 51.078; ρ = 1000 kg/m^3
Phantom section: Flat Section
DASY4 Configuration:
- Probe: ET3DV6 - SN1528; ConvF(4.68, 4.68, 4.68); Calibrated: 16/04/2014;
- Sensor-Surface: 4mm (Mechanical Surface Detection)
- Electronics: DAE3 Sn417; Calibrated: 10/04/2014
- Phantom: SAM B (Site 58); Type: Twin Phantom; Serial: TP:1020
- ; SEMCAD X Version 14.6.9 (7117)

Configuration/Back of EUT Facing Phantom - Middle/Area Scan (81x121x1): Interpolated grid: dx=1.500 mm, dy=1.500 mm
Maximum value of SAR (interpolated) = 0.348 W/kg

Configuration/Back of EUT Facing Phantom - Middle/Zoom Scan (5x5x7) 2 2 2 2 (5x5x7)/Cube 0: Measurement grid: dx=8mm, dy=8mm, dz=5mm
Reference Value = 6.640 V/m; Power Drift = -0.02 dB
Peak SAR (extrapolated) = 0.468 W/kg
SAR(1 g) = 0.319 W/kg; SAR(10 g) = 0.203 W/kg
Maximum value of SAR (measured) = 0.345 W/kg

This report shall not be reproduced except in full, without the written approval of UL Verification Services Ltd.

112: Back of EUT Facing Phantom LTE Band 4 50%RB CH20175
Date: 02/07/2014
DUT: Sony, Type: FCC ID: PY7PM-0804

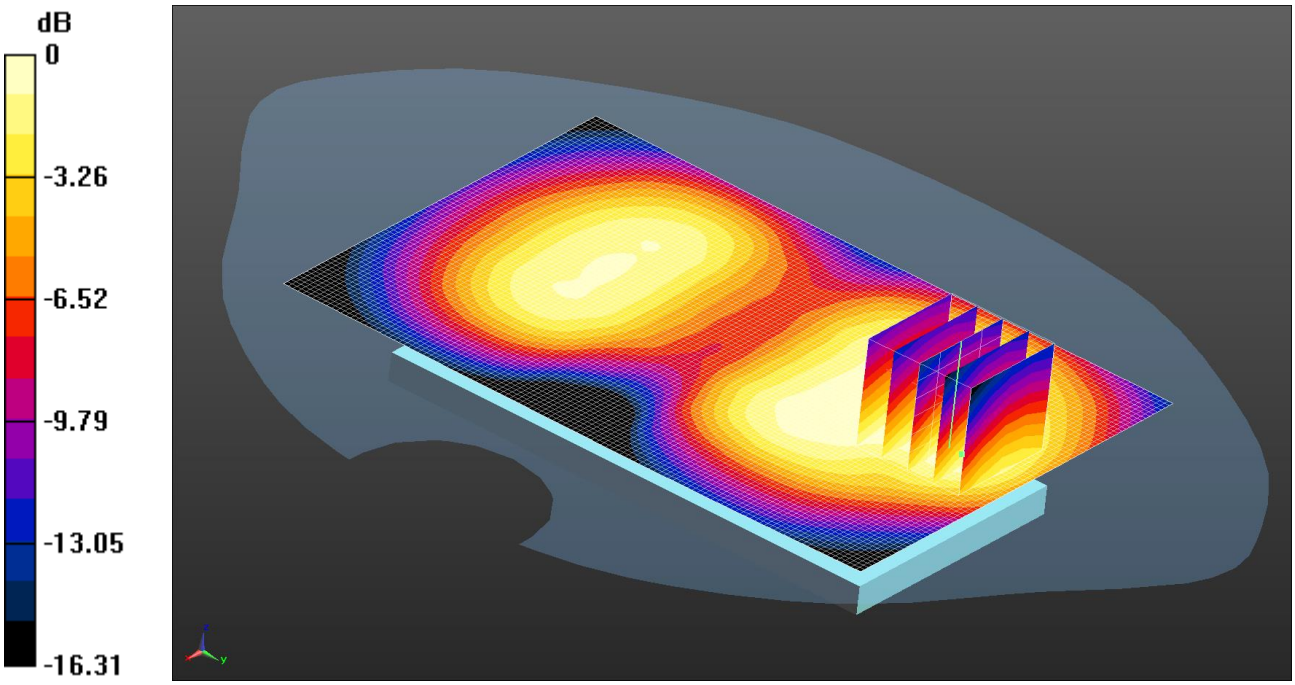

0 dB = 0.278 W/kg = -5.56 dBW/kg

Communication System: UID 0 - n/a, LTE Bands - 20MHz Channel BW; Frequency: 1732.5 MHz;Duty Cycle: 1:1
Medium: 1800MHz MSL Medium parameters used (interpolated): f = 1732.5 MHz; σ = 1.506 S/m; ε_r = 51.078; ρ = 1000 kg/m^3
Phantom section: Flat Section
DASY4 Configuration:
- Probe: ET3DV6 - SN1528; ConvF(4.68, 4.68, 4.68); Calibrated: 16/04/2014;
- Sensor-Surface: 4mm (Mechanical Surface Detection)
- Electronics: DAE3 Sn417; Calibrated: 10/04/2014
- Phantom: SAM B (Site 58); Type: Twin Phantom; Serial: TP:1020
- ; SEMCAD X Version 14.6.9 (7117)

Configuration/Back of EUT Facing Phantom - Middle/Area Scan (81x121x1): Interpolated grid: dx=1.500 mm, dy=1.500 mm
Maximum value of SAR (interpolated) = 0.288 W/kg

Configuration/Back of EUT Facing Phantom - Middle/Zoom Scan (5x5x7) 2 2 2 2 2 (5x5x7)/Cube 0: Measurement grid: dx=8mm, dy=8mm, dz=5mm
Reference Value = 6.068 V/m; Power Drift = -0.01 dB
Peak SAR (extrapolated) = 0.385 W/kg
SAR(1 g) = 0.262 W/kg; SAR(10 g) = 0.167 W/kg
Maximum value of SAR (measured) = 0.278 W/kg

This report shall not be reproduced except in full, without the written approval of UL Verification Services Ltd.