113: Touch Left LTE Band 5 10MHz 1RB Low CH20525
Date: 3/7/2014
DUT: Sony, Type: FCC ID: PY7PM-0804

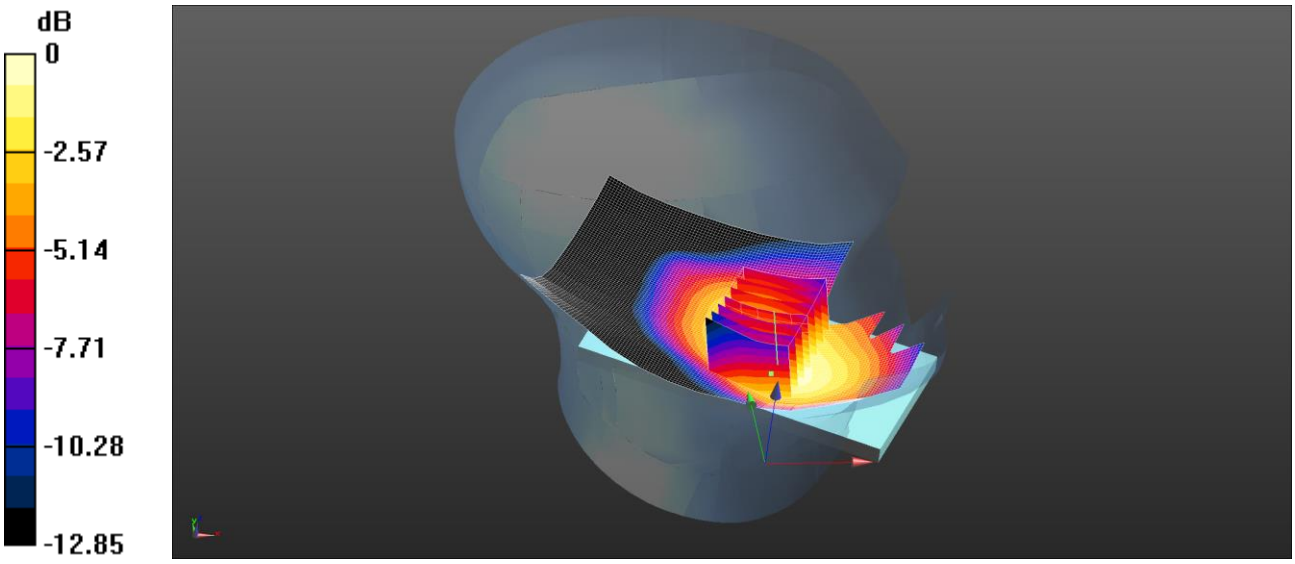

0 dB = 0.290 W/kg = -5.38 dBW/kg

Communication System: UID 0, LTE Bands - 10MHz Channel BW (0); Frequency: 836.5 MHz;Duty Cycle: 1:1
Medium: 900 MHz HSL Medium parameters used (interpolated): f = 836.5 MHz; σ = 0.912 S/m; ε_r = 41.196; ρ = 1000 kg/m^3
Phantom section: Left Section
DASY4 Configuration:
- Probe: ES3DV3 - SN3304; ConvF(6.21, 6.21, 6.21); Calibrated: 2/9/2013;
- Sensor-Surface: 4mm (Mechanical Surface Detection)
- Electronics: DAE4 Sn1438; Calibrated: 12/5/2014
- Phantom: SAM (30deg probe tilt) with CRP v5.0; Type: QD000P40CD; Serial: TP:1836
- ; SEMCAD X Version 14.6.10 (7331)

Configuration/Touch Left - Mid/Area Scan (81x131x1): Interpolated grid: dx=1.500 mm, dy=1.500 mm
Maximum value of SAR (interpolated) = 0.295 W/kg
Configuration/Touch Left - Mid/Zoom Scan (5x5x7) (7x6x7)/Cube 0: Measurement grid: dx=8mm, dy=8mm, dz=5mm
Reference Value = 5.465 V/m; Power Drift = 0.17 dB
Peak SAR (extrapolated) = 0.339 W/kg
SAR(1 g) = 0.276 W/kg; SAR(10 g) = 0.211 W/kg
Maximum value of SAR (measured) = 0.290 W/kg

This report shall not be reproduced except in full, without the written approval of UL Verification Services Ltd.

114: Touch Left LTE Band 5 10MHz 50%RB Low CH20525
Date: 3/7/2014
DUT: Sony, Type: FCC ID: PY7PM-0804

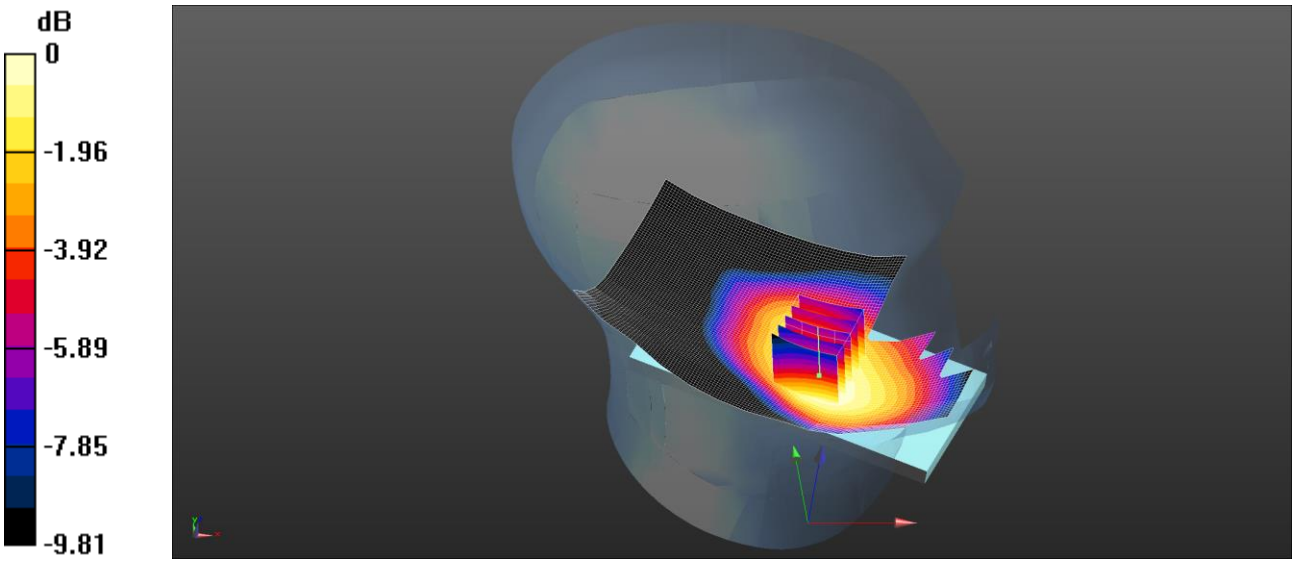

0 dB = 0.233 W/kg = -6.33 dBW/kg

Communication System: UID 0, LTE Bands - 10MHz Channel BW (0); Frequency: 836.5 MHz;Duty Cycle: 1:1
Medium: 900 MHz HSL Medium parameters used (interpolated): f = 836.5 MHz; σ = 0.912 S/m; ε_r = 41.196; ρ = 1000 kg/m^3
Phantom section: Left Section
DASY4 Configuration:
- Probe: ES3DV3 - SN3304; ConvF(6.21, 6.21, 6.21); Calibrated: 2/9/2013;
- Sensor-Surface: 4mm (Mechanical Surface Detection)
- Electronics: DAE4 Sn1438; Calibrated: 12/5/2014
- Phantom: SAM (30deg probe tilt) with CRP v5.0; Type: QD000P40CD; Serial: TP:1836
- ; SEMCAD X Version 14.6.10 (7331)

Configuration/Touch Left - Mid/Area Scan (81x131x1): Interpolated grid: dx=1.500 mm, dy=1.500 mm
Maximum value of SAR (interpolated) = 0.238 W/kg
Configuration/Touch Left - Mid/Zoom Scan (5x5x7) (5x5x7)/Cube 0: Measurement grid: dx=8mm, dy=8mm, dz=5mm
Reference Value = 16.49 V/m; Power Drift = -0.02 dB
Peak SAR (extrapolated) = 0.276 W/kg
SAR(1 g) = 0.225 W/kg; SAR(10 g) = 0.172 W/kg
Maximum value of SAR (measured) = 0.233 W/kg

This report shall not be reproduced except in full, without the written approval of UL Verification Services Ltd.

115: Tilt Left LTE Band 5 10MHz 1RB Low CH20525
Date: 3/7/2014
DUT: Sony, Type: FCC ID: PY7PM-0804

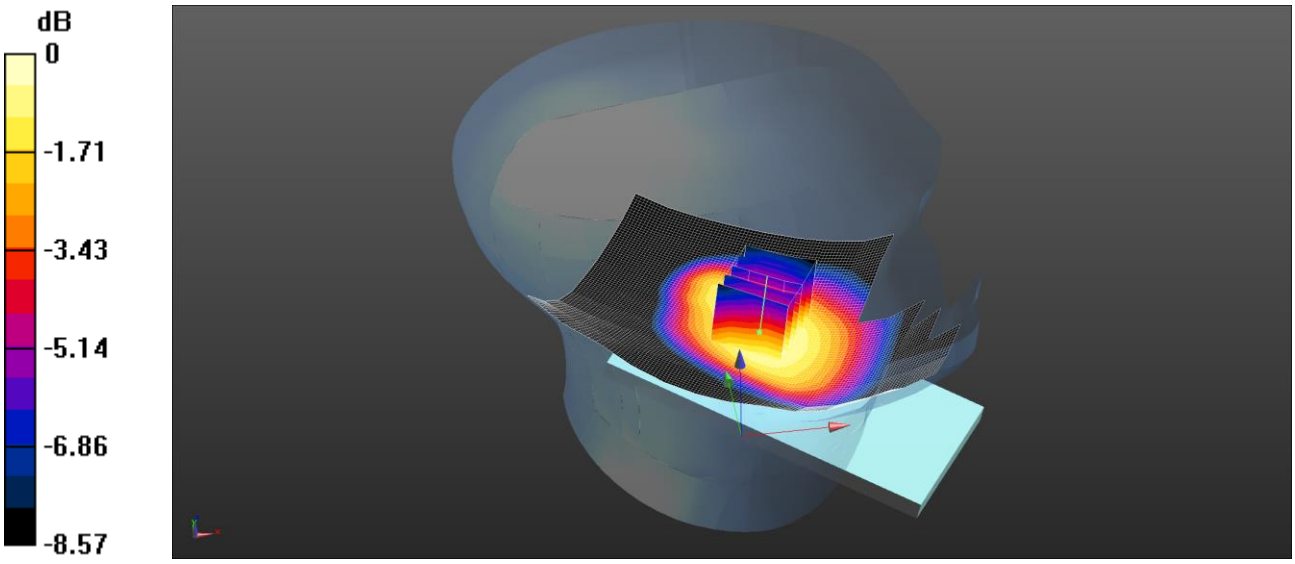

0 dB = 0.209 W/kg = -6.80 dBW/kg

Communication System: UID 0, LTE Bands - 10MHz Channel BW (0); Frequency: 836.5 MHz;Duty Cycle: 1:1
Medium: 900 MHz HSL Medium parameters used (interpolated): f = 836.5 MHz; σ = 0.912 S/m; ε_r = 41.196; ρ = 1000 kg/m^3
Phantom section: Left Section
DASY4 Configuration:
- Probe: ES3DV3 - SN3304; ConvF(6.21, 6.21, 6.21); Calibrated: 2/9/2013;
- Sensor-Surface: 4mm (Mechanical Surface Detection)
- Electronics: DAE4 Sn1438; Calibrated: 12/5/2014
- Phantom: SAM (30deg probe tilt) with CRP v5.0; Type: QD000P40CD; Serial: TP:1836
- ; SEMCAD X Version 14.6.10 (7331)

Configuration/Tilt Left - Mid/Area Scan (81x131x1): Interpolated grid: dx=1.500 mm, dy=1.500 mm
Maximum value of SAR (interpolated) = 0.204 W/kg
Configuration/Tilt Left - Mid/Zoom Scan (5x5x7) (5x5x7)/Cube 0: Measurement grid: dx=8mm, dy=8mm, dz=5mm
Reference Value = 14.89 V/m; Power Drift = 0.02 dB
Peak SAR (extrapolated) = 0.239 W/kg
SAR(1 g) = 0.198 W/kg; SAR(10 g) = 0.152 W/kg
Maximum value of SAR (measured) = 0.209 W/kg

This report shall not be reproduced except in full, without the written approval of UL Verification Services Ltd.

116: Tilt Left LTE Band 5 10MHz 50%RB Low CH20525
Date: 3/7/2014
DUT: Sony, Type: FCC ID: PY7PM-0804

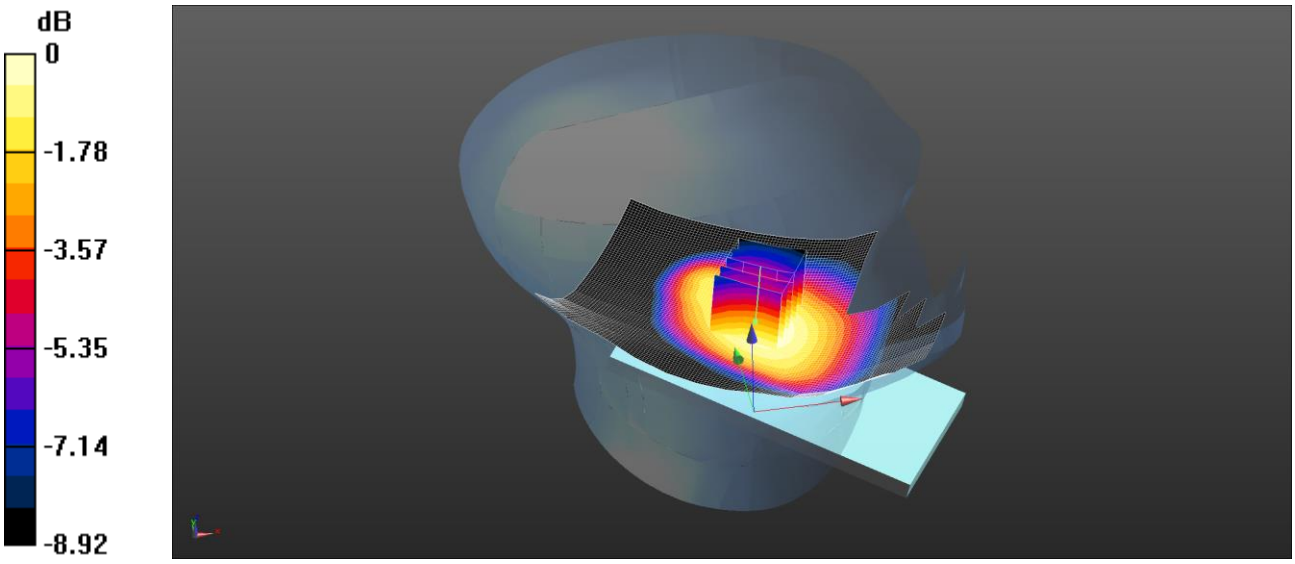

0 dB = 0.171 W/kg = -7.67 dBW/kg

Communication System: UID 0, LTE Bands - 10MHz Channel BW (0); Frequency: 836.5 MHz;Duty Cycle: 1:1
Medium: 900 MHz HSL Medium parameters used (interpolated): f = 836.5 MHz; σ = 0.912 S/m; ε_r = 41.196; ρ = 1000 kg/m^3
Phantom section: Left Section
DASY4 Configuration:
- Probe: ES3DV3 - SN3304; ConvF(6.21, 6.21, 6.21); Calibrated: 2/9/2013;
- Sensor-Surface: 4mm (Mechanical Surface Detection)
- Electronics: DAE4 Sn1438; Calibrated: 12/5/2014
- Phantom: SAM (30deg probe tilt) with CRP v5.0; Type: QD000P40CD; Serial: TP:1836
- ; SEMCAD X Version 14.6.10 (7331)

Configuration/Tilt Left - Mid/Area Scan (81x131x1): Interpolated grid: dx=1.500 mm, dy=1.500 mm
Maximum value of SAR (interpolated) = 0.178 W/kg
Configuration/Tilt Left - Mid/Zoom Scan (5x5x7) (5x5x7)/Cube 0: Measurement grid: dx=8mm, dy=8mm, dz=5mm
Reference Value = 13.87 V/m; Power Drift = 0.05 dB
Peak SAR (extrapolated) = 0.195 W/kg
SAR(1 g) = 0.164 W/kg; SAR(10 g) = 0.127 W/kg
Maximum value of SAR (measured) = 0.171 W/kg

This report shall not be reproduced except in full, without the written approval of UL Verification Services Ltd.

117: Touch Right LTE Band 5 10MHz 1RB Low CH20525
Date: 3/7/2014
DUT: Sony, Type: FCC ID: PY7PM-0804

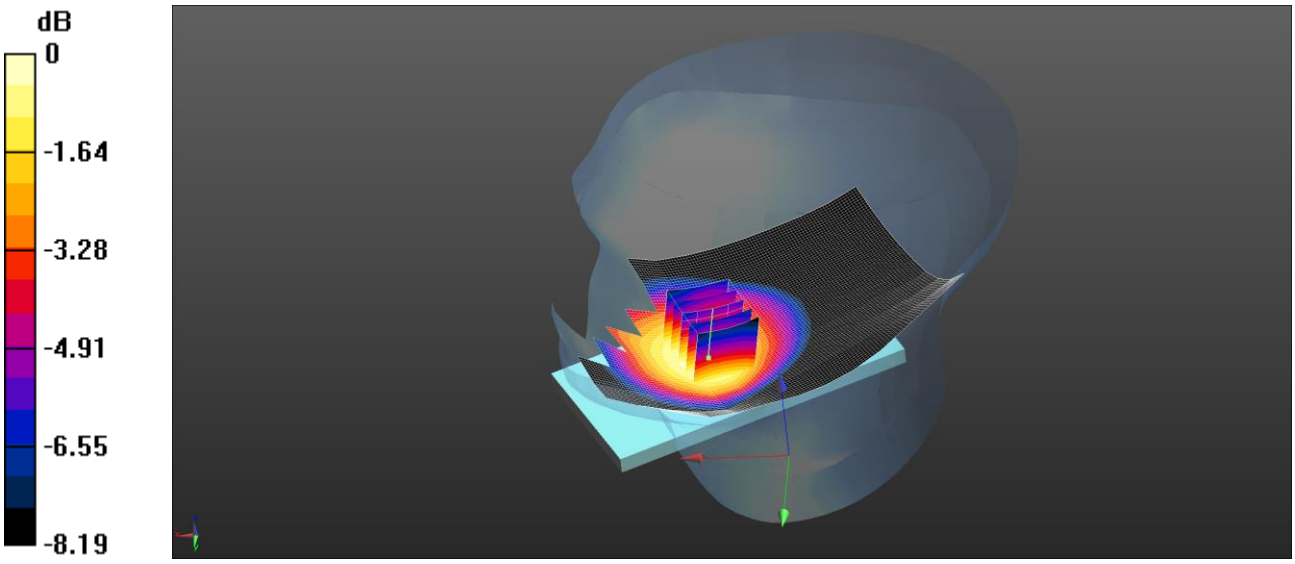

0 dB = 0.342 W/kg = -4.66 dBW/kg

Communication System: UID 0, LTE Bands - 10MHz Channel BW (0); Frequency: 836.5 MHz;Duty Cycle: 1:1
Medium: 900 MHz HSL Medium parameters used (interpolated): f = 836.5 MHz; σ = 0.912 S/m; ε_r = 41.196; ρ = 1000 kg/m^3
Phantom section: Right Section
DASY4 Configuration:
- Probe: ES3DV3 - SN3304; ConvF(6.21, 6.21, 6.21); Calibrated: 2/9/2013;
- Sensor-Surface: 4mm (Mechanical Surface Detection)
- Electronics: DAE4 Sn1438; Calibrated: 12/5/2014
- Phantom: SAM (30deg probe tilt) with CRP v5.0; Type: QD000P40CD; Serial: TP:1836
- ; SEMCAD X Version 14.6.10 (7331)

Configuration/Touch Right - Mid/Area Scan (81x131x1): Interpolated grid: dx=1.500 mm, dy=1.500 mm
Maximum value of SAR (interpolated) = 0.347 W/kg
Configuration/Touch Right - Mid/Zoom Scan (5x5x7) (5x5x7)/Cube 0: Measurement grid: dx=8mm, dy=8mm, dz=5mm
Reference Value = 18.72 V/m; Power Drift = 0.01 dB
Peak SAR (extrapolated) = 0.407 W/kg
SAR(1 g) = 0.328 W/kg; SAR(10 g) = 0.254 W/kg
Maximum value of SAR (measured) = 0.342 W/kg

This report shall not be reproduced except in full, without the written approval of UL Verification Services Ltd.

118: Touch Right LTE Band 5 10MHz 50%RB Low CH20525
Date: 3/7/2014 AM
DUT: Sony, Type: FCC ID: PY7PM-0804

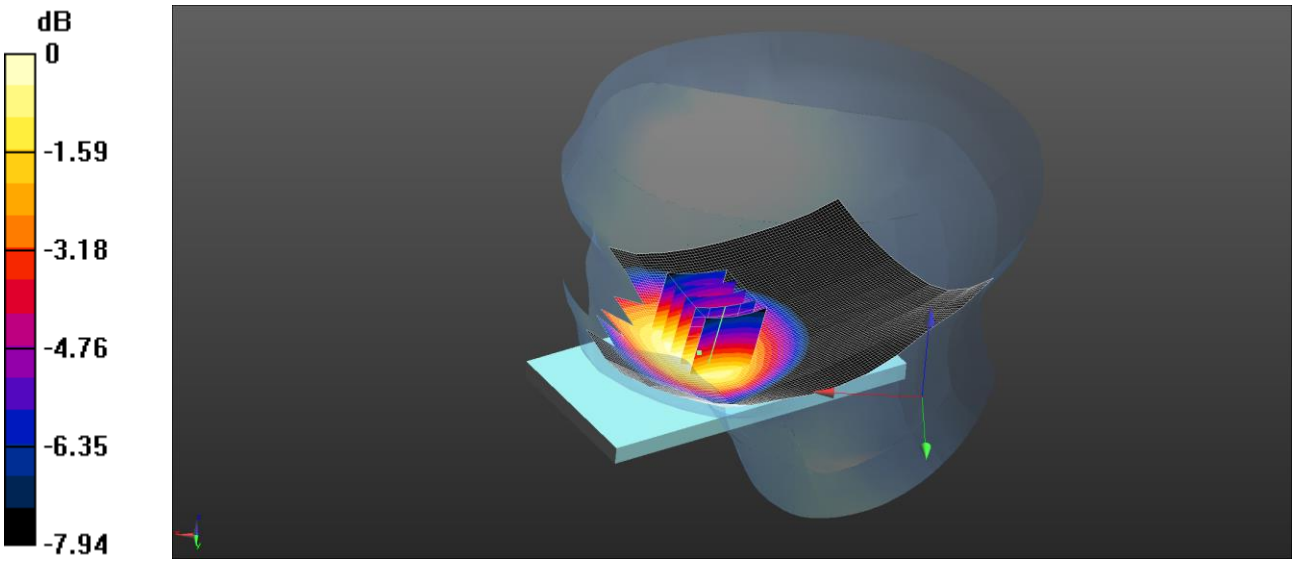

0 dB = 0.257 W/kg = -5.90 dBW/kg

Communication System: UID 0, LTE Bands - 10MHz Channel BW (0); Frequency: 836.5 MHz;Duty Cycle: 1:1
Medium: 900 MHz HSL Medium parameters used (interpolated): f = 836.5 MHz; σ = 0.912 S/m; ε_r = 41.196; ρ = 1000 kg/m^3
Phantom section: Right Section
DASY4 Configuration:
- Probe: ES3DV3 - SN3304; ConvF(6.21, 6.21, 6.21); Calibrated: 2/9/2013;
- Sensor-Surface: 4mm (Mechanical Surface Detection)
- Electronics: DAE4 Sn1438; Calibrated: 12/5/2014
- Phantom: SAM (30deg probe tilt) with CRP v5.0; Type: QD000P40CD; Serial: TP:1836
- ; SEMCAD X Version 14.6.10 (7331)

Configuration/Touch Right - Mid/Area Scan (81x131x1): Interpolated grid: dx=1.500 mm, dy=1.500 mm
Maximum value of SAR (interpolated) = 0.265 W/kg
Configuration/Touch Right - Mid/Zoom Scan (5x5x7) (5x5x7)/Cube 0: Measurement grid: dx=8mm, dy=8mm, dz=5mm
Reference Value = 17.05 V/m; Power Drift = 0.02 dB
Peak SAR (extrapolated) = 0.303 W/kg
SAR(1 g) = 0.248 W/kg; SAR(10 g) = 0.192 W/kg
Maximum value of SAR (measured) = 0.257 W/kg

This report shall not be reproduced except in full, without the written approval of UL Verification Services Ltd.

119: Tilt Right LTE Band 5 10MHz 1RB Low CH20525
Date: 3/7/2014
DUT: Sony, Type: FCC ID: PY7PM-0804



0 dB = 0.248 W/kg = -6.06 dBW/kg

Communication System: UID 0, LTE Bands - 10MHz Channel BW (0); Frequency: 836.5 MHz;Duty Cycle: 1:1
Medium: 900 MHz HSL Medium parameters used (interpolated): f = 836.5 MHz; σ = 0.912 S/m; ε_r = 41.196; ρ = 1000 kg/m^3
Phantom section: Right Section
DASY4 Configuration:
- Probe: ES3DV3 - SN3304; ConvF(6.21, 6.21, 6.21); Calibrated: 2/9/2013;
- Sensor-Surface: 4mm (Mechanical Surface Detection)
- Electronics: DAE4 Sn1438; Calibrated: 12/5/2014
- Phantom: SAM (30deg probe tilt) with CRP v5.0; Type: QD000P40CD; Serial: TP:1836
- ; SEMCAD X Version 14.6.10 (7331)

Configuration/Tilt Right - Mid/Area Scan (81x131x1): Interpolated grid: dx=1.500 mm, dy=1.500 mm
Maximum value of SAR (interpolated) = 0.263 W/kg
Configuration/Tilt Right - Mid/Zoom Scan (5x5x7) (5x5x7)/Cube 0: Measurement grid: dx=8mm, dy=8mm, dz=5mm
Reference Value = 16.75 V/m; Power Drift = 0.06 dB
Peak SAR (extrapolated) = 0.276 W/kg
SAR(1 g) = 0.239 W/kg; SAR(10 g) = 0.195 W/kg
Maximum value of SAR (measured) = 0.248 W/kg

This report shall not be reproduced except in full, without the written approval of UL Verification Services Ltd.

120: Tilt Right LTE Band 5 10MHz 50%RB Low CH20525
Date: 3/7/2014
DUT: Sony, Type: FCC ID: PY7PM-0804

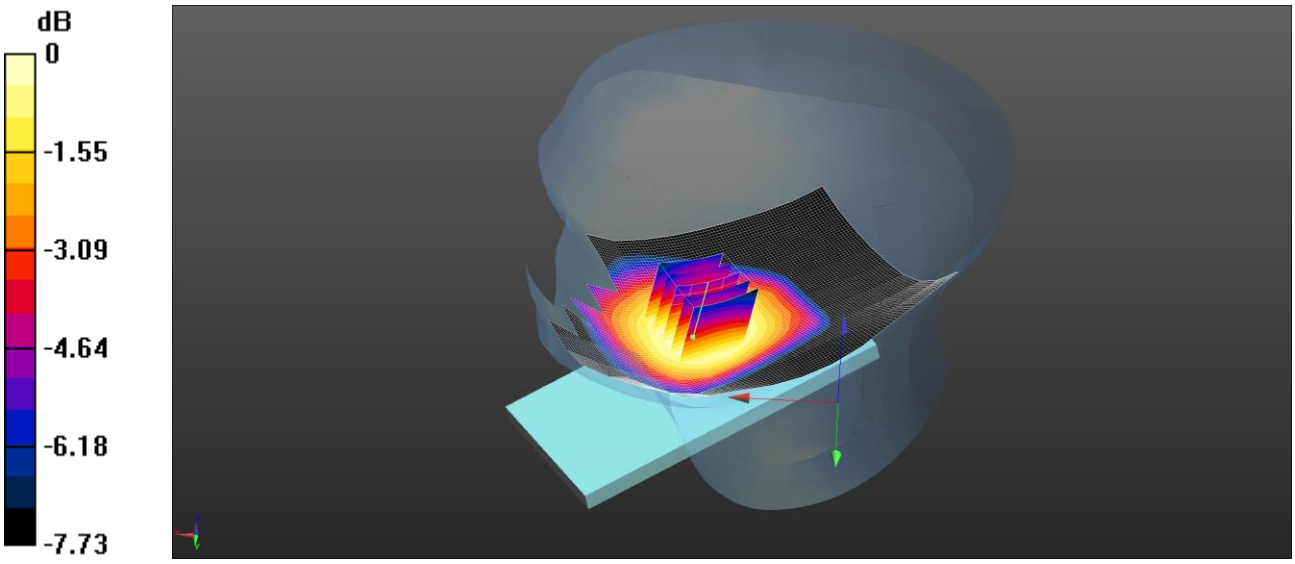

0 dB = 0.192 W/kg = -7.17 dBW/kg

Communication System: UID 0, LTE Bands - 10MHz Channel BW (0); Frequency: 836.5 MHz;Duty Cycle: 1:1
Medium: 900 MHz HSL Medium parameters used (interpolated): f = 836.5 MHz; σ = 0.912 S/m; ε_r = 41.196; ρ = 1000 kg/m^3
Phantom section: Right Section
DASY4 Configuration:
- Probe: ES3DV3 - SN3304; ConvF(6.21, 6.21, 6.21); Calibrated: 2/9/2013;
- Sensor-Surface: 4mm (Mechanical Surface Detection)
- Electronics: DAE4 Sn1438; Calibrated: 12/5/2014
- Phantom: SAM (30deg probe tilt) with CRP v5.0; Type: QD000P40CD; Serial: TP:1836
- ; SEMCAD X Version 14.6.10 (7331)

Configuration/Tilt Right - Mid/Area Scan (81x131x1): Interpolated grid: dx=1.500 mm, dy=1.500 mm
Maximum value of SAR (interpolated) = 0.192 W/kg
Configuration/Tilt Right - Mid/Zoom Scan (5x5x7) (5x5x7)/Cube 0: Measurement grid: dx=8mm, dy=8mm, dz=5mm
Reference Value = 15.13 V/m; Power Drift = 0.01 dB
Peak SAR (extrapolated) = 0.213 W/kg
SAR(1 g) = 0.186 W/kg; SAR(10 g) = 0.150 W/kg
Maximum value of SAR (measured) = 0.192 W/kg

This report shall not be reproduced except in full, without the written approval of UL Verification Services Ltd.

121: Front of EUT Facing Phantom LTE Band 5 1 RB Low CH20525
Date: 4/7/2014
DUT: Sony, Type: FCC ID: PY7PM-0804

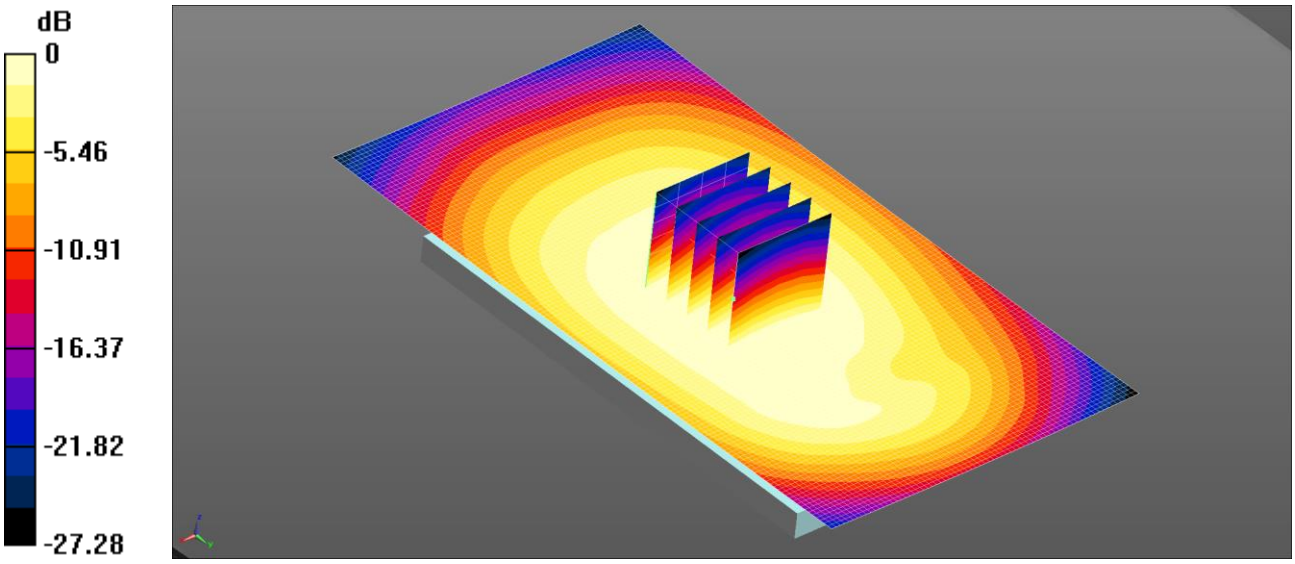

0 dB = 0.411 W/kg = -3.86 dBW/kg

Communication System: UID 0, LTE Bands - 10MHz Channel BW (0); Frequency: 836.5 MHz;Duty Cycle: 1:1
Medium: 900 MHz MSL Medium parameters used (interpolated): f = 836.5 MHz; σ = 1.033 S/m; ε_r = 53.946; ρ = 1000 kg/m^3
Phantom section: Flat Section
DASY4 Configuration:
- Probe: ES3DV3 - SN3304; ConvF(6.07, 6.07, 6.07); Calibrated: 2/9/2013;
- Sensor-Surface: 4mm (Mechanical Surface Detection)
- Electronics: DAE4 Sn1438; Calibrated: 12/5/2014
- Phantom: ELI v5.0 (30deg probe tilt); Type: QDOVA002AA; Serial: TP:xxxx
- ; SEMCAD X Version 14.6.10 (7331)

Configuration/Front of EUT Facing Phantom - Middle/Area Scan (71x131x1): Interpolated grid: dx=1.500 mm, dy=1.500 mm
Maximum value of SAR (interpolated) = 0.411 W/kg

Configuration/Front of EUT Facing Phantom - Middle/Zoom Scan (5x5x7) (5x5x7)/Cube 0: Measurement grid: dx=8mm, dy=8mm, dz=5mm
Reference Value = 19.88 V/m; Power Drift = 0.00 dB
Peak SAR (extrapolated) = 0.481 W/kg
SAR(1 g) = 0.394 W/kg; SAR(10 g) = 0.307 W/kg
Maximum value of SAR (measured) = 0.410 W/kg

This report shall not be reproduced except in full, without the written approval of UL Verification Services Ltd.

122: Front of EUT Facing Phantom LTE Band 5 50% RB Low CH20525
Date: 4/7/2014
DUT: Sony, Type: FCC ID: PY7PM-0804

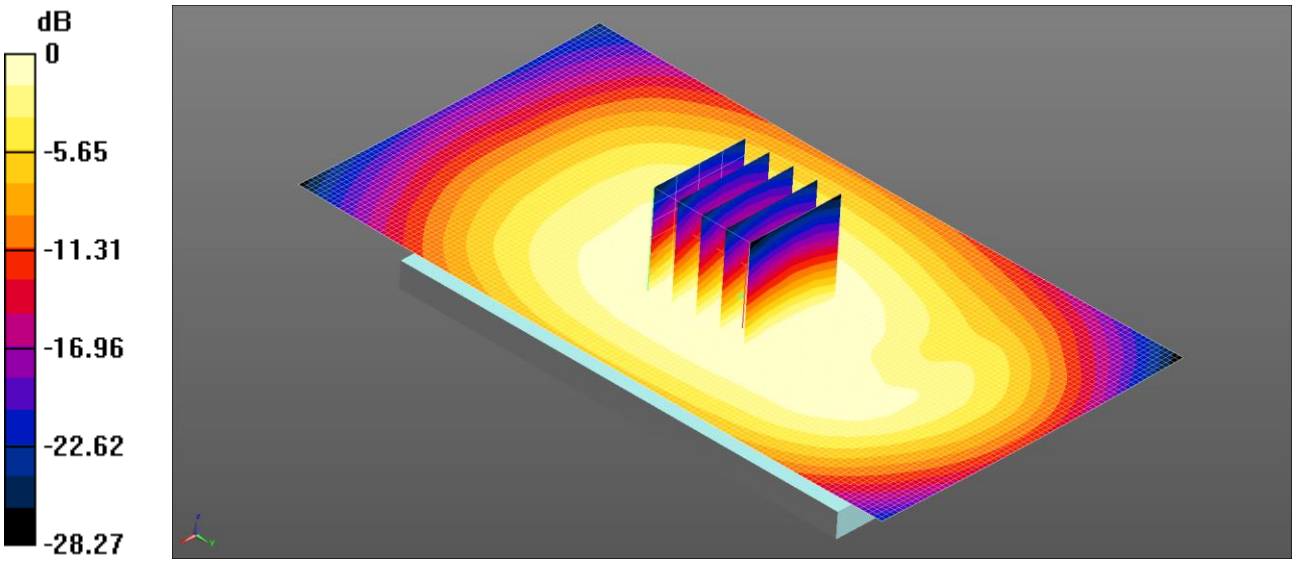

0 dB = 0.253 W/kg = -5.97 dBW/kg

Communication System: UID 0, LTE Bands - 10MHz Channel BW (0); Frequency: 836.5 MHz;Duty Cycle: 1:1
Medium: 900 MHz MSL Medium parameters used (interpolated): f = 836.5 MHz; σ = 1.033 S/m; ε_r = 53.946; ρ = 1000 kg/m^3
Phantom section: Flat Section
DASY4 Configuration:
- Probe: ES3DV3 - SN3304; ConvF(6.07, 6.07, 6.07); Calibrated: 2/9/2013;
- Sensor-Surface: 4mm (Mechanical Surface Detection)
- Electronics: DAE4 Sn1438; Calibrated: 12/5/2014
- Phantom: ELI v5.0 (30deg probe tilt); Type: QDOVA002AA; Serial: TP:xxxx
- ; SEMCAD X Version 14.6.10 (7331)

Configuration/Front of EUT Facing Phantom - Middle/Area Scan (71x131x1): Interpolated grid: dx=1.500 mm, dy=1.500 mm
Maximum value of SAR (interpolated) = 0.253 W/kg

Configuration/Front of EUT Facing Phantom - Middle/Zoom Scan (5x5x7) (5x5x7)/Cube 0: Measurement grid: dx=8mm, dy=8mm, dz=5mm
Reference Value = 15.46 V/m; Power Drift = 0.12 dB
Peak SAR (extrapolated) = 0.303 W/kg
SAR(1 g) = 0.239 W/kg; SAR(10 g) = 0.187 W/kg
Maximum value of SAR (measured) = 0.250 W/kg

This report shall not be reproduced except in full, without the written approval of UL Verification Services Ltd.

123: Back of EUT Facing Phantom LTE Band 5 1 RB Low CH20525
Date: 4/7/2014
DUT: Sony, Type: FCC ID: PY7PM-0804

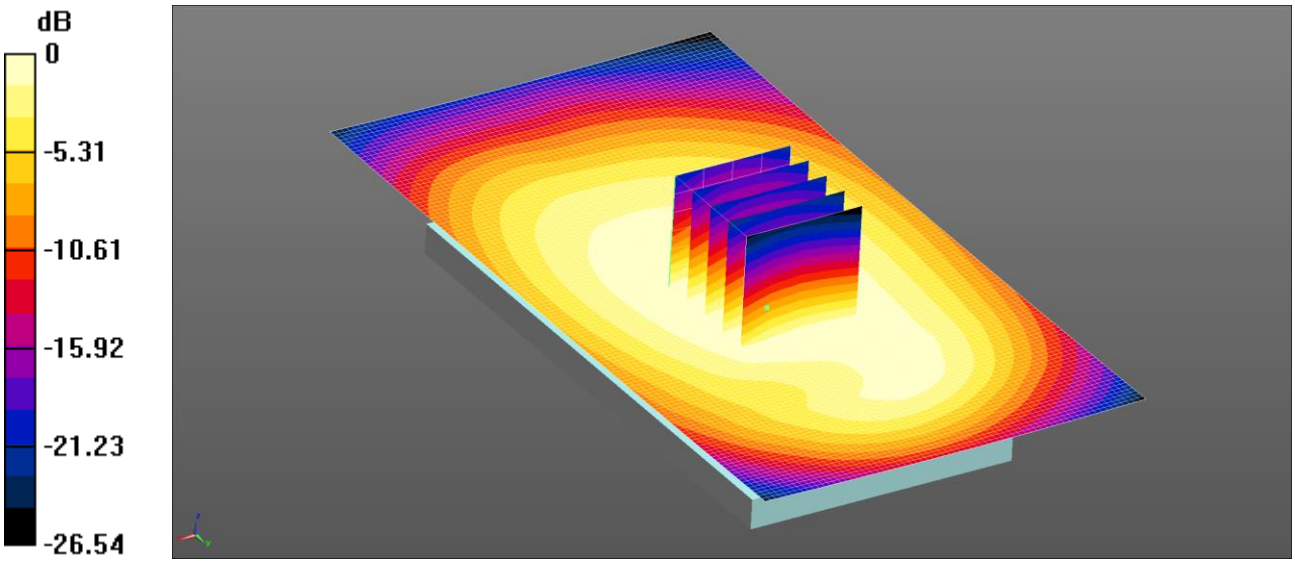

0 dB = 0.430 W/kg = -3.67 dBW/kg

Communication System: UID 0, LTE Bands - 10MHz Channel BW (0); Frequency: 836.5 MHz;Duty Cycle: 1:1
Medium: 900 MHz MSL Medium parameters used (interpolated): f = 836.5 MHz; σ = 1.033 S/m; ε_r = 53.946; ρ = 1000 kg/m^3
Phantom section: Flat Section
DASY4 Configuration:
- Probe: ES3DV3 - SN3304; ConvF(6.07, 6.07, 6.07); Calibrated: 2/9/2013;
- Sensor-Surface: 4mm (Mechanical Surface Detection)
- Electronics: DAE4 Sn1438; Calibrated: 12/5/2014
- Phantom: ELI v5.0 (30deg probe tilt); Type: QDOVA002AA; Serial: TP:xxxx
- ; SEMCAD X Version 14.6.10 (7331)

Configuration/Back of EUT Facing Phantom - Middle/Area Scan (71x131x1): Interpolated grid: dx=1.500 mm, dy=1.500 mm
Maximum value of SAR (interpolated) = 0.430 W/kg

Configuration/Back of EUT Facing Phantom - Middle/Zoom Scan (5x5x7) 2 2 (5x5x7)/Cube 0: Measurement grid: dx=8mm, dy=8mm, dz=5mm
Reference Value = 20.08 V/m; Power Drift = 0.01 dB
Peak SAR (extrapolated) = 0.501 W/kg
SAR(1 g) = 0.406 W/kg; SAR(10 g) = 0.316 W/kg
Maximum value of SAR (measured) = 0.422 W/kg

This report shall not be reproduced except in full, without the written approval of UL Verification Services Ltd.

124: Back of EUT Facing Phantom LTE Band 5 50% RB Low CH20525
Date: 4/7/2014
DUT: Sony, Type: FCC ID: PY7PM-0804

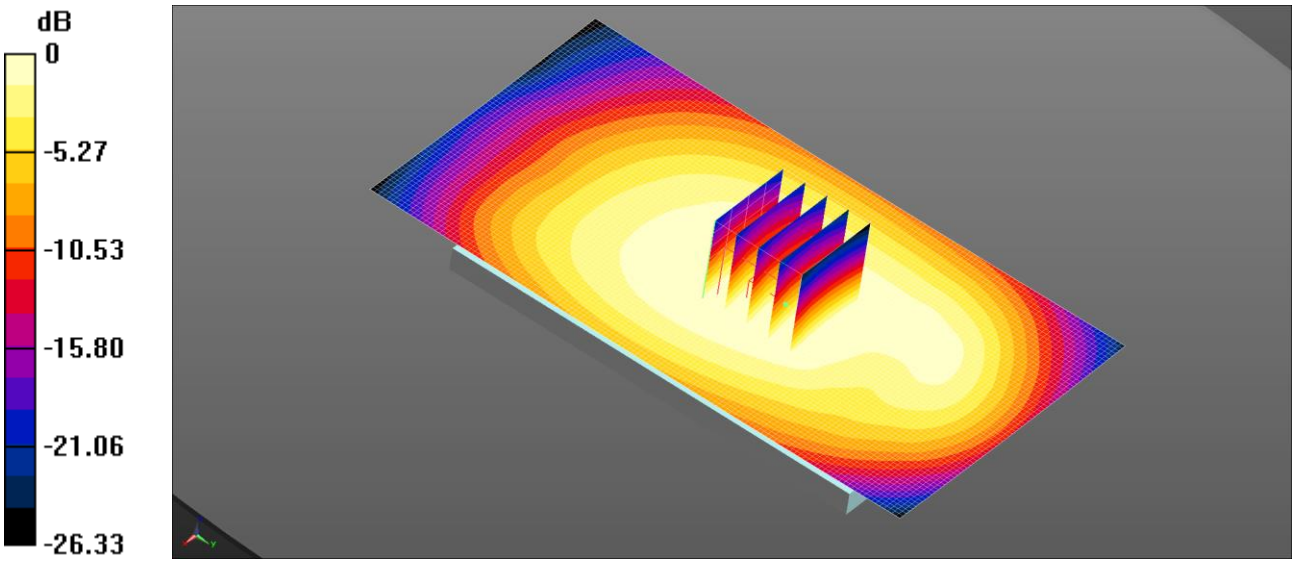

0 dB = 0.351 W/kg = -4.55 dBW/kg

Communication System: UID 0, LTE Bands - 10MHz Channel BW (0); Frequency: 836.5 MHz;Duty Cycle: 1:1
Medium: 900 MHz MSL Medium parameters used (interpolated): f = 836.5 MHz; σ = 1.033 S/m; ε_r = 53.946; ρ = 1000 kg/m^3
Phantom section: Flat Section
DASY4 Configuration:
- Probe: ES3DV3 - SN3304; ConvF(6.07, 6.07, 6.07); Calibrated: 2/9/2013;
- Sensor-Surface: 4mm (Mechanical Surface Detection)
- Electronics: DAE4 Sn1438; Calibrated: 12/5/2014
- Phantom: ELI v5.0 (30deg probe tilt); Type: QDOVA002AA; Serial: TP:xxxx
- ; SEMCAD X Version 14.6.10 (7331)

Configuration/Back of EUT Facing Phantom - Middle/Area Scan (71x131x1): Interpolated grid: dx=1.500 mm, dy=1.500 mm
Maximum value of SAR (interpolated) = 0.351 W/kg

Configuration/Back of EUT Facing Phantom - Middle/Zoom Scan (5x5x7) 2 (5x5x7)/Cube 0: Measurement grid: dx=8mm, dy=8mm, dz=5mm
Reference Value = 18.09 V/m; Power Drift = 0.01 dB
Peak SAR (extrapolated) = 0.410 W/kg
SAR(1 g) = 0.334 W/kg; SAR(10 g) = 0.259 W/kg
Maximum value of SAR (measured) = 0.348 W/kg

This report shall not be reproduced except in full, without the written approval of UL Verification Services Ltd.

125: Left Hand Side of EUT Facing Phantom LTE Band 5 1 RB Low CH20525
Date: 4/7/2014
DUT: Sony, Type: FCC ID: PY7PM-0804

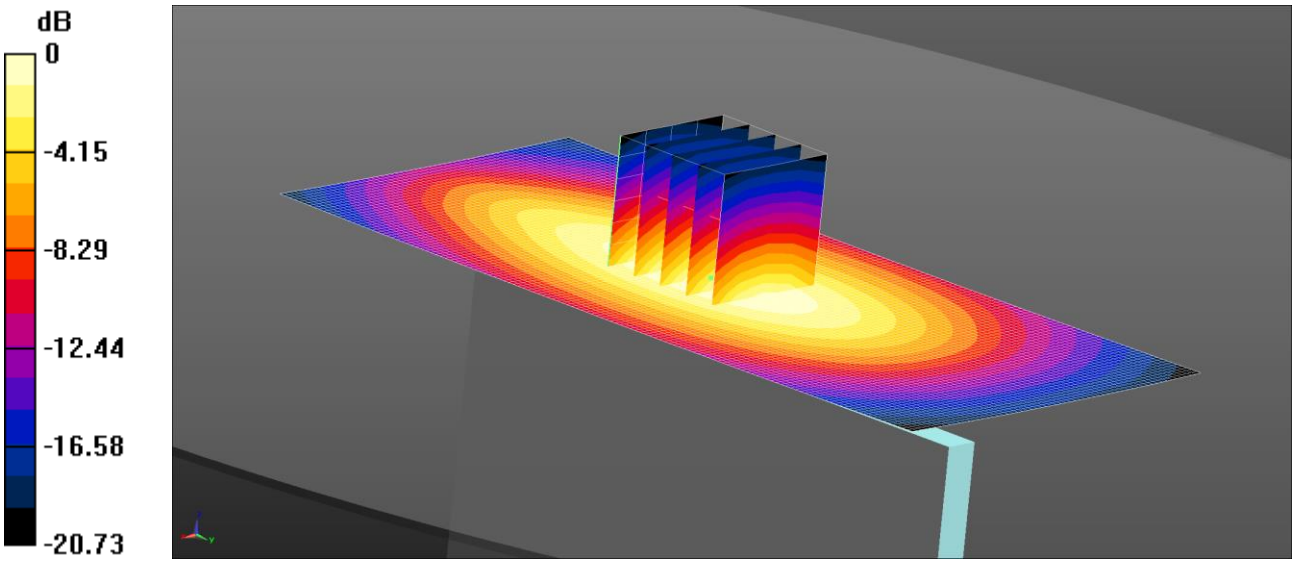

0 dB = 0.319 W/kg = -4.96 dBW/kg

Communication System: UID 0, LTE Bands - 10MHz Channel BW (0); Frequency: 836.5 MHz;Duty Cycle: 1:1
Medium: 900 MHz MSL Medium parameters used (interpolated): f = 836.5 MHz; σ = 1.033 S/m; ε_r = 53.946; ρ = 1000 kg/m^3
Phantom section: Flat Section
DASY4 Configuration:
- Probe: ES3DV3 - SN3304; ConvF(6.07, 6.07, 6.07); Calibrated: 2/9/2013;
- Sensor-Surface: 4mm (Mechanical Surface Detection)
- Electronics: DAE4 Sn1438; Calibrated: 12/5/2014
- Phantom: ELI v5.0 (30deg probe tilt); Type: QDOVA002AA; Serial: TP:xxxx
- ; SEMCAD X Version 14.6.10 (7331)

Configuration/Left Hand Side of EUT Facing Phantom - Middle/Area Scan (61x131x1): Interpolated grid: dx=1.500 mm, dy=1.500 mm
Maximum value of SAR (interpolated) = 0.319 W/kg

Configuration/Left Hand Side of EUT Facing Phantom - Middle/Zoom Scan (5x5x7) (5x5x7)/Cube 0: Measurement grid: dx=8mm, dy=8mm, dz=5mm
Reference Value = 17.84 V/m; Power Drift = -0.05 dB
Peak SAR (extrapolated) = 0.420 W/kg
SAR(1 g) = 0.295 W/kg; SAR(10 g) = 0.200 W/kg
Maximum value of SAR (measured) = 0.317 W/kg

This report shall not be reproduced except in full, without the written approval of UL Verification Services Ltd.

126: Left Hand Side of EUT Facing Phantom LTE Band 5 50% RB Low CH20525
Date: 4/7/2014
DUT: Sony, Type: FCC ID: PY7PM-0804

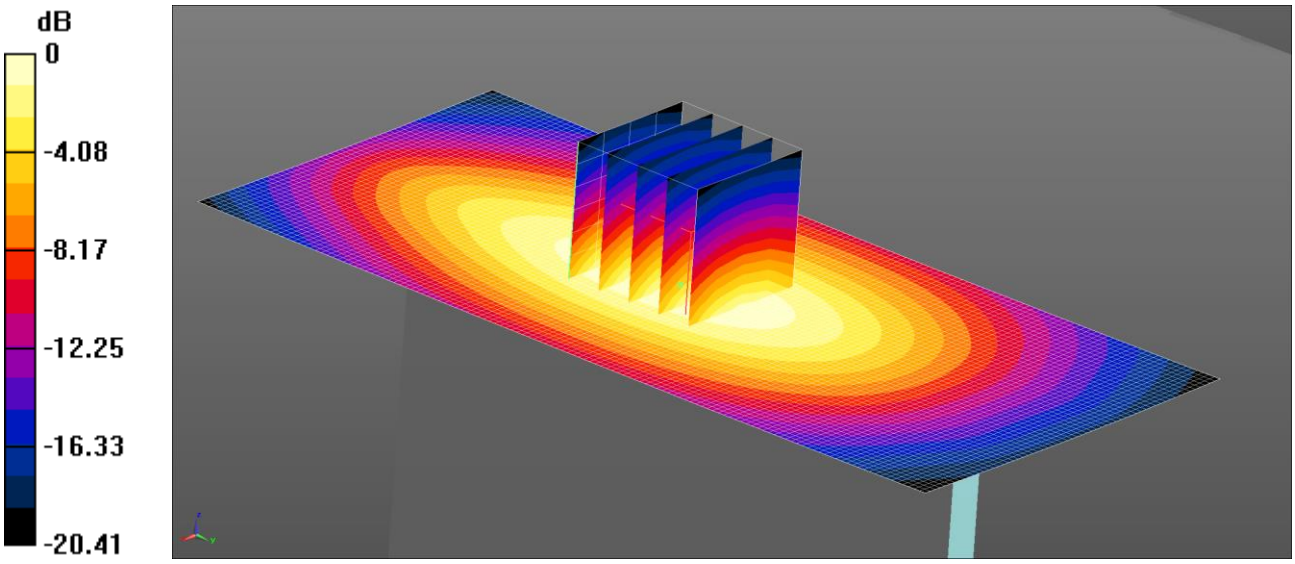

0 dB = 0.257 W/kg = -5.89 dBW/kg

Communication System: UID 0, LTE Bands - 10MHz Channel BW (0); Frequency: 836.5 MHz;Duty Cycle: 1:1
Medium: 900 MHz MSL Medium parameters used (interpolated): f = 836.5 MHz; σ = 1.033 S/m; ε_r = 53.946; ρ = 1000 kg/m^3
Phantom section: Flat Section
DASY4 Configuration:
- Probe: ES3DV3 - SN3304; ConvF(6.07, 6.07, 6.07); Calibrated: 2/9/2013;
- Sensor-Surface: 4mm (Mechanical Surface Detection)
- Electronics: DAE4 Sn1438; Calibrated: 12/5/2014
- Phantom: ELI v5.0 (30deg probe tilt); Type: QDOVA002AA; Serial: TP:xxxx
- ; SEMCAD X Version 14.6.10 (7331)

Configuration/Left Hand Side of EUT Facing Phantom - Middle/Area Scan (61x131x1): Interpolated grid: dx=1.500 mm, dy=1.500 mm
Maximum value of SAR (interpolated) = 0.257 W/kg

Configuration/Left Hand Side of EUT Facing Phantom - Middle/Zoom Scan (5x5x7) (5x5x7)/Cube 0: Measurement grid: dx=8mm, dy=8mm, dz=5mm
Reference Value = 16.10 V/m; Power Drift = 0.02 dB
Peak SAR (extrapolated) = 0.338 W/kg
SAR(1 g) = 0.237 W/kg; SAR(10 g) = 0.161 W/kg
Maximum value of SAR (measured) = 0.254 W/kg

This report shall not be reproduced except in full, without the written approval of UL Verification Services Ltd.

127: Right Hand Side of EUT Facing Phantom LTE Band 5 1 RB Low CH20525
Date: 4/7/2014
DUT: Sony, Type: FCC ID: PY7PM-0804

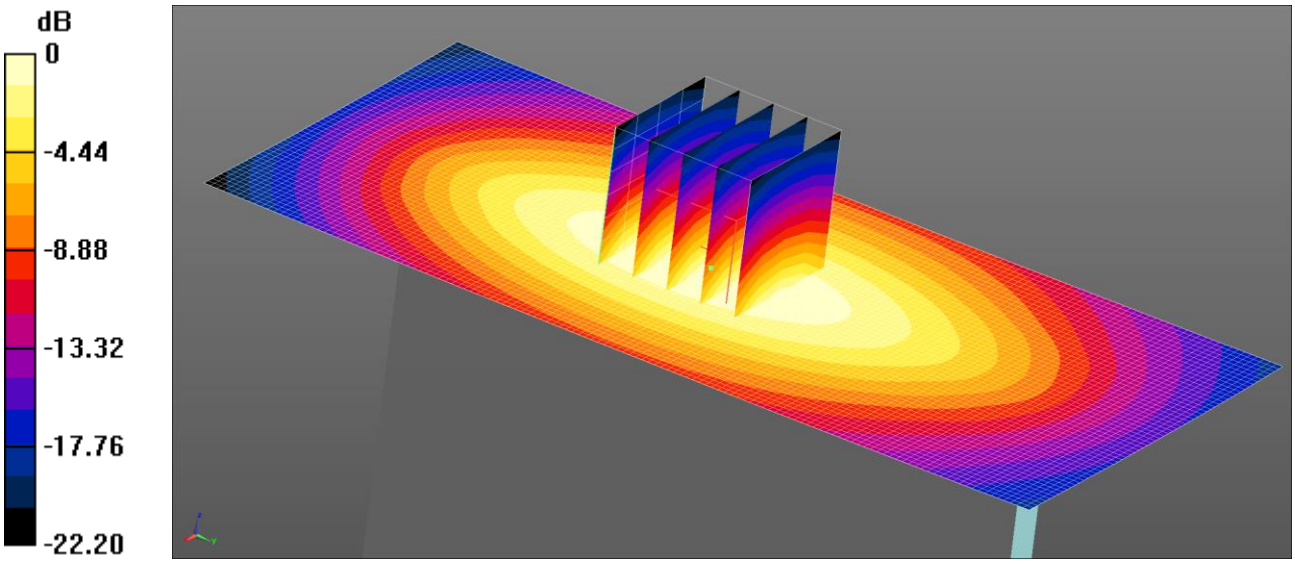

0 dB = 0.366 W/kg = -4.37 dBW/kg

Communication System: UID 0, LTE Bands - 10MHz Channel BW (0); Frequency: 836.5 MHz;Duty Cycle: 1:1
Medium: 900 MHz MSL Medium parameters used (interpolated): f = 836.5 MHz; σ = 1.033 S/m; ε_r = 53.946; ρ = 1000 kg/m^3
Phantom section: Flat Section
DASY4 Configuration:
- Probe: ES3DV3 - SN3304; ConvF(6.07, 6.07, 6.07); Calibrated: 2/9/2013;
- Sensor-Surface: 4mm (Mechanical Surface Detection)
- Electronics: DAE4 Sn1438; Calibrated: 12/5/2014
- Phantom: ELI v5.0 (30deg probe tilt); Type: QDOVA002AA; Serial: TP:xxxx
- ; SEMCAD X Version 14.6.10 (7331)

Configuration/Right Hand Side of EUT Facing Phantom - Middle/Area Scan (61x131x1): Interpolated grid: dx=1.500 mm, dy=1.500 mm
Maximum value of SAR (interpolated) = 0.366 W/kg

Configuration/Right Hand Side of EUT Facing Phantom - Middle/Zoom Scan (5x5x7) (5x5x7)/Cube 0: Measurement grid: dx=8mm, dy=8mm, dz=5mm
Reference Value = 19.04 V/m; Power Drift = -0.05 dB
Peak SAR (extrapolated) = 0.479 W/kg
SAR(1 g) = 0.342 W/kg; SAR(10 g) = 0.235 W/kg
Maximum value of SAR (measured) = 0.367 W/kg

This report shall not be reproduced except in full, without the written approval of UL Verification Services Ltd.

128: Right Hand Side of EUT Facing Phantom LTE Band 5 50% RB Low CH20525
Date: 4/7/2014
DUT: Sony, Type: FCC ID: PY7PM-0804

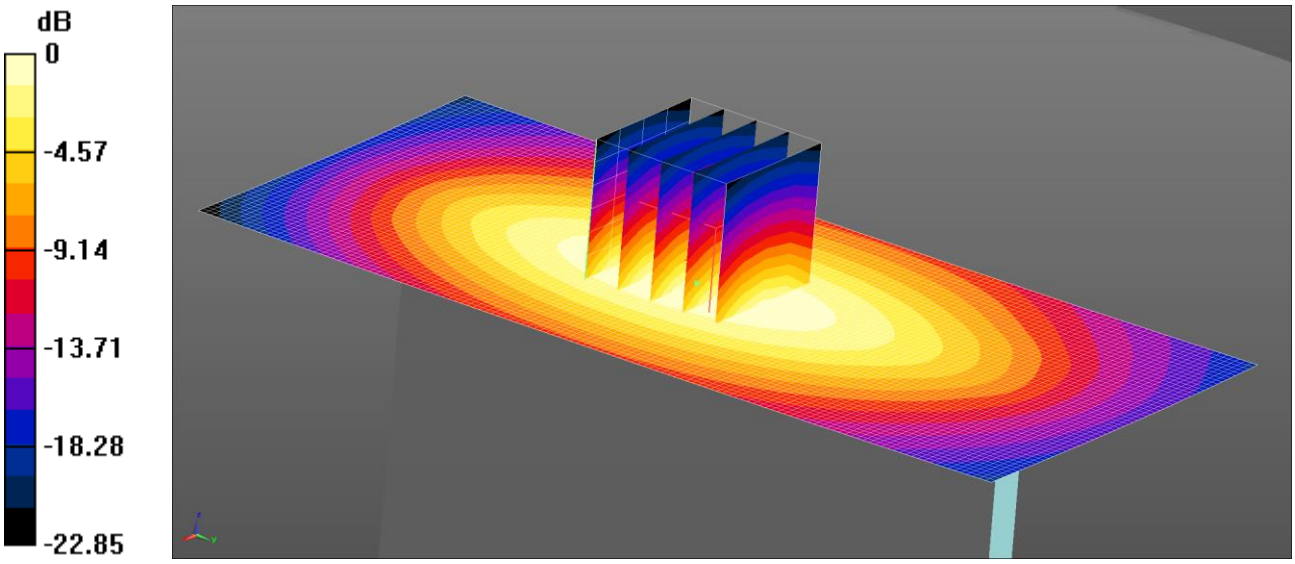

0 dB = 0.292 W/kg = -5.35 dBW/kg

Communication System: UID 0, LTE Bands - 10MHz Channel BW (0); Frequency: 836.5 MHz;Duty Cycle: 1:1
Medium: 900 MHz MSL Medium parameters used (interpolated): f = 836.5 MHz; σ = 1.033 S/m; ε_r = 53.946; ρ = 1000 kg/m^3
Phantom section: Flat Section
DASY4 Configuration:
- Probe: ES3DV3 - SN3304; ConvF(6.07, 6.07, 6.07); Calibrated: 2/9/2013;
- Sensor-Surface: 4mm (Mechanical Surface Detection)
- Electronics: DAE4 Sn1438; Calibrated: 12/5/2014
- Phantom: ELI v5.0 (30deg probe tilt); Type: QDOVA002AA; Serial: TP:xxxx
- ; SEMCAD X Version 14.6.10 (7331)

Configuration/Right Hand Side of EUT Facing Phantom - Middle/Area Scan (61x131x1): Interpolated grid: dx=1.500 mm, dy=1.500 mm
Maximum value of SAR (interpolated) = 0.292 W/kg

Configuration/Right Hand Side of EUT Facing Phantom - Middle/Zoom Scan (5x5x7) (5x5x7)/Cube 0: Measurement grid: dx=8mm, dy=8mm, dz=5mm
Reference Value = 17.00 V/m; Power Drift = 0.03 dB
Peak SAR (extrapolated) = 0.389 W/kg
SAR(1 g) = 0.277 W/kg; SAR(10 g) = 0.191 W/kg
Maximum value of SAR (measured) = 0.298 W/kg

This report shall not be reproduced except in full, without the written approval of UL Verification Services Ltd.

129: Bottom of EUT Facing Phantom LTE Band 5 1 RB Low CH20525
Date: 4/7/2014
DUT: Sony, Type: FCC ID: PY7PM-0804

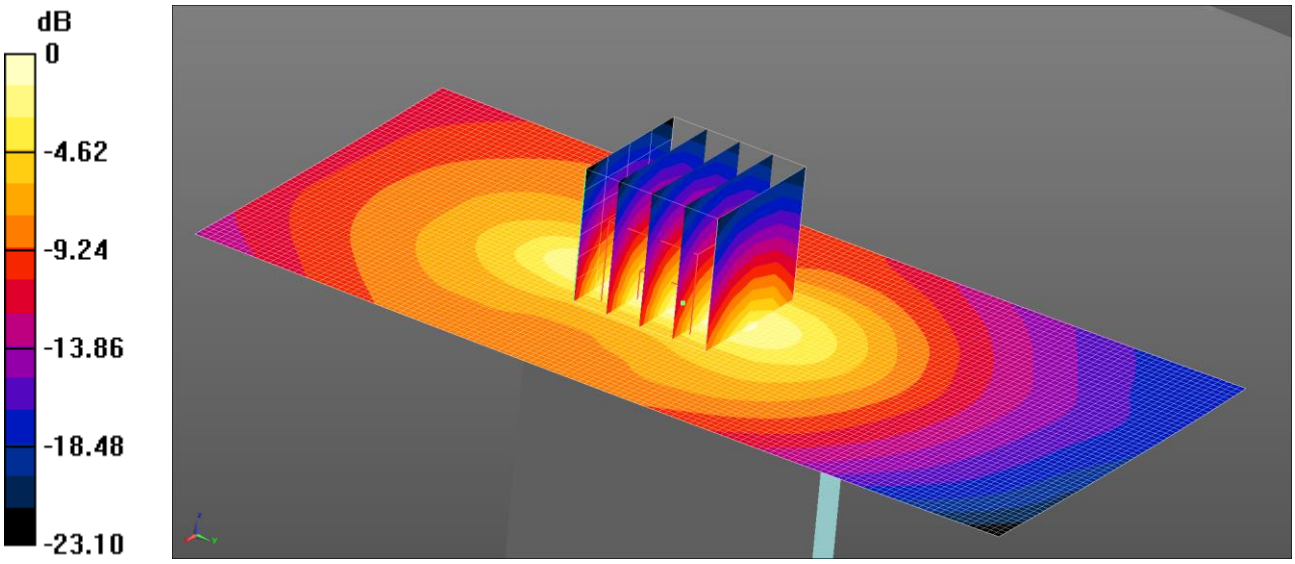

0 dB = 0.116 W/kg = -9.34 dBW/kg

Communication System: UID 0, LTE Bands - 10MHz Channel BW (0); Frequency: 836.5 MHz;Duty Cycle: 1:1
Medium: 900 MHz MSL Medium parameters used (interpolated): f = 836.5 MHz; σ = 1.033 S/m; ε_r = 53.946; ρ = 1000 kg/m^3
Phantom section: Flat Section
DASY4 Configuration:
- Probe: ES3DV3 - SN3304; ConvF(6.07, 6.07, 6.07); Calibrated: 2/9/2013;
- Sensor-Surface: 4mm (Mechanical Surface Detection)
- Electronics: DAE4 Sn1438; Calibrated: 12/5/2014
- Phantom: ELI v5.0 (30deg probe tilt); Type: QDOVA002AA; Serial: TP:xxxx
- ; SEMCAD X Version 14.6.10 (7331)

Configuration/Bottom of EUT Facing Phantom - Middle/Area Scan (61x131x1): Interpolated grid: dx=1.500 mm, dy=1.500 mm
Maximum value of SAR (interpolated) = 0.116 W/kg

Configuration/Bottom of EUT Facing Phantom - Middle/Zoom Scan (5x5x7) (5x5x7)/Cube 0: Measurement grid: dx=8mm, dy=8mm, dz=5mm
Reference Value = 10.63 V/m; Power Drift = 0.05 dB
Peak SAR (extrapolated) = 0.178 W/kg
SAR(1 g) = 0.104 W/kg; SAR(10 g) = 0.059 W/kg
Maximum value of SAR (measured) = 0.117 W/kg

This report shall not be reproduced except in full, without the written approval of UL Verification Services Ltd.

130: Bottom of EUT Facing Phantom LTE Band 5 50% RB Low CH20525
Date: 4/7/2014
DUT: Sony, Type: FCC ID: PY7PM-0804

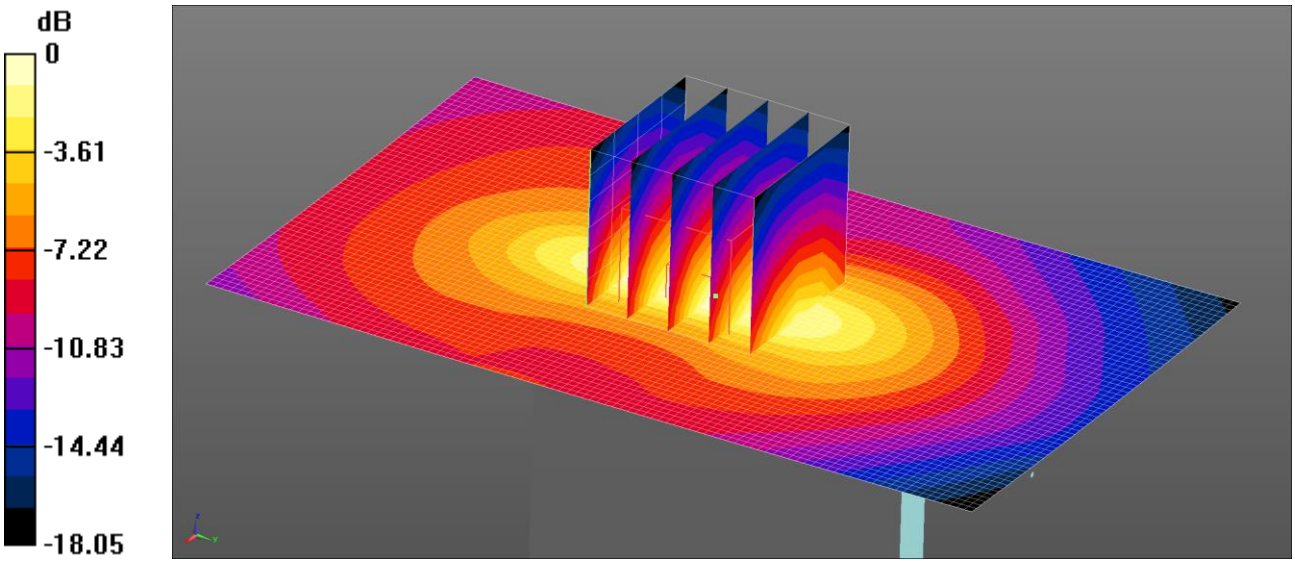

0 dB = 0.0964 W/kg = -10.16 dBW/kg

Communication System: UID 0, LTE Bands - 10MHz Channel BW (0); Frequency: 836.5 MHz;Duty Cycle: 1:1
Medium: 900 MHz MSL Medium parameters used (interpolated): f = 836.5 MHz; σ = 1.033 S/m; ε_r = 53.946; ρ = 1000 kg/m^3
Phantom section: Flat Section
DASY4 Configuration:
- Probe: ES3DV3 - SN3304; ConvF(6.07, 6.07, 6.07); Calibrated: 2/9/2013;
- Sensor-Surface: 4mm (Mechanical Surface Detection)
- Electronics: DAE4 Sn1438; Calibrated: 12/5/2014
- Phantom: ELI v5.0 (30deg probe tilt); Type: QDOVA002AA; Serial: TP:xxxx
- ; SEMCAD X Version 14.6.10 (7331)

Configuration/Bottom of EUT Facing Phantom - Middle/Area Scan (61x101x1): Interpolated grid: dx=1.500 mm, dy=1.500 mm
Maximum value of SAR (interpolated) = 0.0964 W/kg

Configuration/Bottom of EUT Facing Phantom - Middle/Zoom Scan (5x5x7) (5x5x7)/Cube 0: Measurement grid: dx=8mm, dy=8mm, dz=5mm
Reference Value = 9.703 V/m; Power Drift = 0.01 dB
Peak SAR (extrapolated) = 0.144 W/kg
SAR(1 g) = 0.084 W/kg; SAR(10 g) = 0.047 W/kg
Maximum value of SAR (measured) = 0.0949 W/kg

This report shall not be reproduced except in full, without the written approval of UL Verification Services Ltd.

131: Touch Left LTE Band 7 1RB Mid 20MHz CH21100
Date: 02/07/2014
DUT: Sony, Type: FCC ID: PY7PM-0804

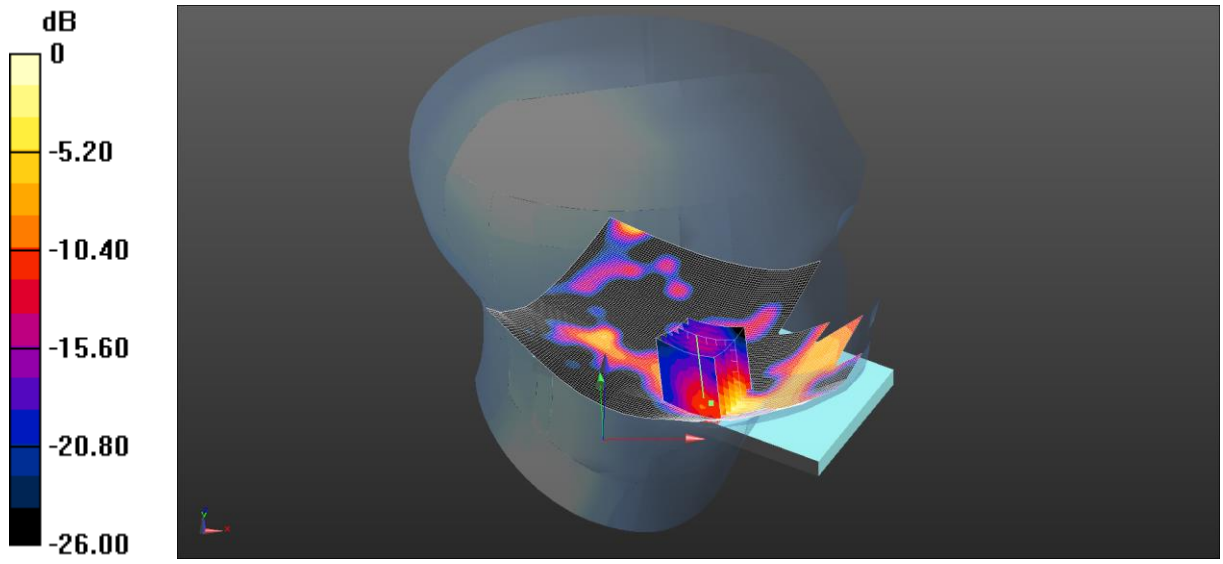

0 dB = 0.501 W/kg = -3.00 dBW/kg

Communication System: UID 0, LTE Bands - 20MHz Channel BW (0); Frequency: 2535 MHz;Duty Cycle: 1:1.57036
Medium: 2600MHz HSL Medium parameters used (interpolated): f = 2535 MHz; σ = 1.902 S/m; ε_r = 39.547; ρ = 1000 kg/m^3
Phantom section: Left Section
DASY4 Configuration:
- Probe: EX3DV4 - SN3994; ConvF(7.14, 7.14, 7.14); Calibrated: 07/05/2014;
- Sensor-Surface: 4mm (Mechanical Surface Detection)
- Electronics: DAE3 Sn431; Calibrated: 18/11/2013
- Phantom: SAM (30deg probe tilt) with CRP v5.0; Type: QD000P40CD; Serial: TP:xxxx
- ; SEMCAD X Version 14.6.10 (7164)

Configuration/Touch Left - Middle 2/Area Scan (101x151x1): Interpolated grid: dx=1.200 mm, dy=1.200 mm

Maximum value of SAR (interpolated) = 0.592 W/kg

Configuration/Touch Left - Middle 2/Zoom Scan (7x7x7) (7x7x7)/Cube 0: Measurement grid: dx=5mm, dy=5mm, dz=5mm
Reference Value = 1.802 V/m; Power Drift = 1.15 dB
Peak SAR (extrapolated) = 1.01 W/kg
SAR(1 g) = 0.431 W/kg; SAR(10 g) = 0.180 W/kg

Maximum value of SAR (measured) = 0.501 W/kg

This report shall not be reproduced except in full, without the written approval of UL Verification Services Ltd.

132: Touch Left LTE Band 7 50%RB Mid 20MHz CH21100
Date: 02/07/2014
DUT: Sony, Type: FCC ID: PY7PM-0804



0 dB = 0.400 W/kg = -3.98 dBW/kg

Communication System: UID 0, LTE Bands - 20MHz Channel BW (0); Frequency: 2535 MHz;Duty Cycle: 1:1.57036
Medium: 2600MHz HSL Medium parameters used (interpolated): f = 2535 MHz; σ = 1.902 S/m; ε_r = 39.547; ρ = 1000 kg/m^3
Phantom section: Left Section
DASY4 Configuration:
- Probe: EX3DV4 - SN3994; ConvF(7.14, 7.14, 7.14); Calibrated: 07/05/2014;
- Sensor-Surface: 4mm (Mechanical Surface Detection)
- Electronics: DAE3 Sn431; Calibrated: 18/11/2013
- Phantom: SAM (30deg probe tilt) with CRP v5.0; Type: QD000P40CD; Serial: TP:xxxx
- ; SEMCAD X Version 14.6.10 (7164)

Configuration/Touch Left - Middle/Area Scan (101x151x1): Interpolated grid: dx=1.200 mm, dy=1.200 mm

Maximum value of SAR (interpolated) = 0.533 W/kg

Configuration/Touch Left - Middle/Zoom Scan (7x7x7) (7x7x7)/Cube 0: Measurement grid: dx=5mm, dy=5mm, dz=5mm
Reference Value = 3.967 V/m; Power Drift = 0.06 dB
Peak SAR (extrapolated) = 0.747 W/kg
SAR(1 g) = 0.331 W/kg; SAR(10 g) = 0.137 W/kg

Maximum value of SAR (measured) = 0.400 W/kg

This report shall not be reproduced except in full, without the written approval of UL Verification Services Ltd.

133: Tilt Left LTE Band 7 1RB Mid 20MHz CH21100
Date: 02/07/2014
DUT: Sony, Type: FCC ID: PY7PM-0804

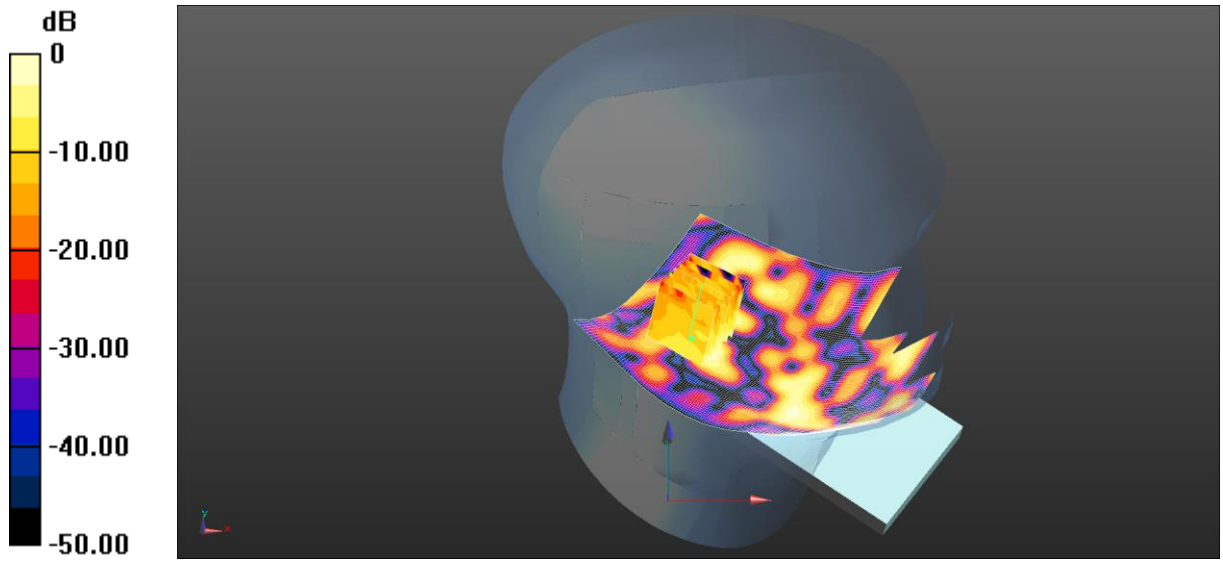

0 dB = 0.0925 W/kg = -10.34 dBW/kg

Communication System: UID 0, LTE Bands - 20MHz Channel BW (0); Frequency: 2535 MHz;Duty Cycle: 1:1.57036
Medium: 2600MHz HSL Medium parameters used (interpolated): f = 2535 MHz; σ = 1.902 S/m; ε_r = 39.547; ρ = 1000 kg/m^3
Phantom section: Left Section
DASY4 Configuration:
- Probe: EX3DV4 - SN3994; ConvF(7.14, 7.14, 7.14); Calibrated: 07/05/2014;
- Sensor-Surface: 4mm (Mechanical Surface Detection)
- Electronics: DAE3 Sn431; Calibrated: 18/11/2013
- Phantom: SAM (30deg probe tilt) with CRP v5.0; Type: QD000P40CD; Serial: TP:xxxx
- ; SEMCAD X Version 14.6.10 (7164)

Configuration/Tilt Left - Middle/Area Scan (101x151x1): Interpolated grid: dx=1.200 mm, dy=1.200 mm

Maximum value of SAR (interpolated) = 0.0972 W/kg

Configuration/Tilt Left - Middle/Zoom Scan (7x7x7) (7x7x7)/Cube 0: Measurement grid: dx=5mm, dy=5mm, dz=5mm
Reference Value = 3.447 V/m; Power Drift = 0.19 dB
Peak SAR (extrapolated) = 0.233 W/kg
SAR(1 g) = 0.092 W/kg; SAR(10 g) = 0.031 W/kg

Maximum value of SAR (measured) = 0.0925 W/kg

Note: SAR level measured is very low as equivalent to noise floor.

This report shall not be reproduced except in full, without the written approval of UL Verification Services Ltd.

134: Tilt Left LTE Band 7 50%RB Mid 20MHz CH21100
Date: 02/07/2014
DUT: Sony, Type: FCC ID: PY7PM-0804

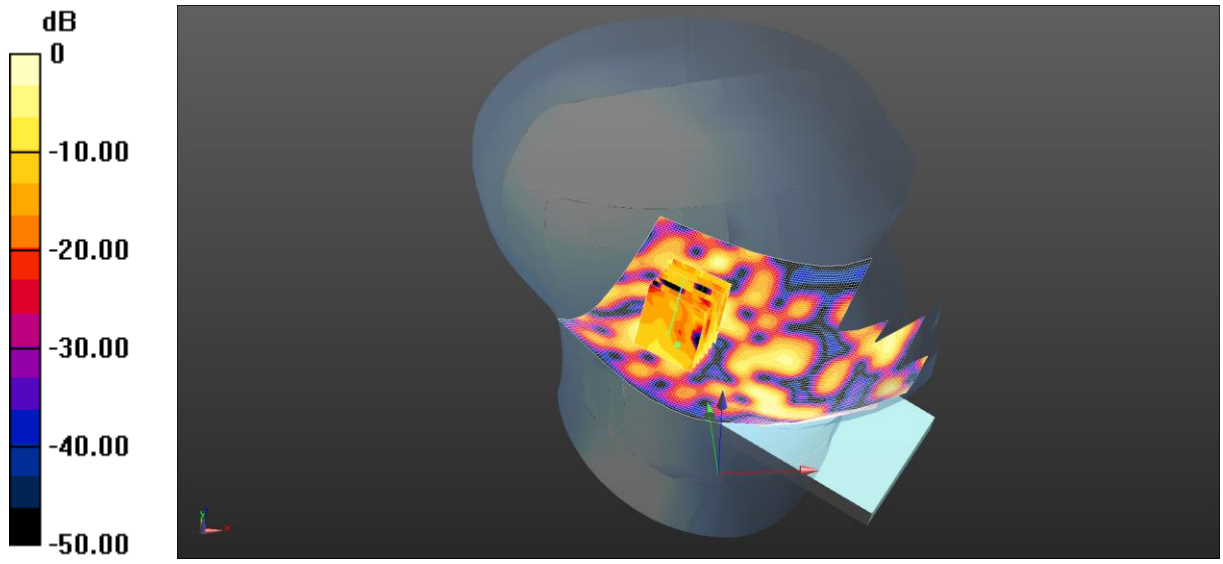

0 dB = 0.0702 W/kg = -11.54 dBW/kg

Communication System: UID 0, LTE Bands - 20MHz Channel BW (0); Frequency: 2535 MHz;Duty Cycle: 1:1.57036
Medium: 2600MHz HSL Medium parameters used (interpolated): f = 2535 MHz; σ = 1.902 S/m; ε_r = 39.547; ρ = 1000 kg/m^3
Phantom section: Left Section
DASY4 Configuration:
- Probe: EX3DV4 - SN3994; ConvF(7.14, 7.14, 7.14); Calibrated: 07/05/2014;
- Sensor-Surface: 4mm (Mechanical Surface Detection)
- Electronics: DAE3 Sn431; Calibrated: 18/11/2013
- Phantom: SAM (30deg probe tilt) with CRP v5.0; Type: QD000P40CD; Serial: TP:xxxx
- ; SEMCAD X Version 14.6.10 (7164)

Configuration/Tilt Left - Middle/Area Scan (101x151x1): Interpolated grid: dx=1.200 mm, dy=1.200 mm

Maximum value of SAR (interpolated) = 0.176 W/kg

Configuration/Tilt Left - Middle/Zoom Scan (7x7x7) (7x7x7)/Cube 0: Measurement grid: dx=5mm, dy=5mm, dz=5mm
Reference Value = 2.344 V/m; Power Drift = -0.04 dB
Peak SAR (extrapolated) = 0.112 W/kg
SAR(1 g) = 0.050 W/kg; SAR(10 g) = 0.020 W/kg

Maximum value of SAR (measured) = 0.0702 W/kg

Note: SAR level measured is very low as equivalent to noise floor.

This report shall not be reproduced except in full, without the written approval of UL Verification Services Ltd.

135: Touch Right LTE Band 7 1RB Mid 20MHz CH21100
Date: 02/07/2014
DUT: Sony, Type: FCC ID: PY7PM-0804



0 dB = 0.151 W/kg = -8.21 dBW/kg

Communication System: UID 0, LTE Bands - 20MHz Channel BW (0); Frequency: 2535 MHz;Duty Cycle: 1:1.57036
Medium: 2600MHz HSL Medium parameters used (interpolated): f = 2535 MHz; σ = 1.902 S/m; ε_r = 39.547; ρ = 1000 kg/m^3
Phantom section: Right Section
DASY4 Configuration:
- Probe: EX3DV4 - SN3994; ConvF(7.14, 7.14, 7.14); Calibrated: 07/05/2014;
- Sensor-Surface: 4mm (Mechanical Surface Detection)
- Electronics: DAE3 Sn431; Calibrated: 18/11/2013
- Phantom: SAM (30deg probe tilt) with CRP v5.0; Type: QD000P40CD; Serial: TP:xxxx
- ; SEMCAD X Version 14.6.10 (7164)

Configuration/Touch Right - Middle/Area Scan (101x151x1): Interpolated grid: dx=1.200 mm, dy=1.200 mm

Maximum value of SAR (interpolated) = 0.184 W/kg

Configuration/Touch Right - Middle/Zoom Scan (7x7x7) (7x7x7)/Cube 0: Measurement grid: dx=5mm, dy=5mm, dz=5mm
Reference Value = 7.848 V/m; Power Drift = 0.08 dB
Peak SAR (extrapolated) = 0.208 W/kg
SAR(1 g) = 0.107 W/kg; SAR(10 g) = 0.050 W/kg

Maximum value of SAR (measured) = 0.151 W/kg

This report shall not be reproduced except in full, without the written approval of UL Verification Services Ltd.

136: Touch Right LTE Band 7 50%RB Mid 20MHz CH21100
Date: 02/07/2014
DUT: Sony, Type: FCC ID: PY7PM-0804



0 dB = 0.130 W/kg = -8.86 dBW/kg

Communication System: UID 0, LTE Bands - 20MHz Channel BW (0); Frequency: 2535 MHz;Duty Cycle: 1:1.57036
Medium: 2600MHz HSL Medium parameters used (interpolated): f = 2535 MHz; σ = 1.902 S/m; ε_r = 39.547; ρ = 1000 kg/m^3
Phantom section: Right Section
DASY4 Configuration:
- Probe: EX3DV4 - SN3994; ConvF(7.14, 7.14, 7.14); Calibrated: 07/05/2014;
- Sensor-Surface: 4mm (Mechanical Surface Detection)
- Electronics: DAE3 Sn431; Calibrated: 18/11/2013
- Phantom: SAM (30deg probe tilt) with CRP v5.0; Type: QD000P40CD; Serial: TP:xxxx
- ; SEMCAD X Version 14.6.10 (7164)

Configuration/Touch Right - Middle 2/Area Scan (101x151x1): Interpolated grid: dx=1.200 mm, dy=1.200 mm

Maximum value of SAR (interpolated) = 0.148 W/kg

Configuration/Touch Right - Middle 2/Zoom Scan (7x7x7) (7x7x7)/Cube 0: Measurement grid: dx=5mm, dy=5mm, dz=5mm
Reference Value = 7.217 V/m; Power Drift = 1.26 dB
Peak SAR (extrapolated) = 0.242 W/kg
SAR(1 g) = 0.116 W/kg; SAR(10 g) = 0.054 W/kg

Maximum value of SAR (measured) = 0.130 W/kg

This report shall not be reproduced except in full, without the written approval of UL Verification Services Ltd.

137: Tilt Right LTE Band 7 1RB Mid 20MHz CH21100
Date: 02/07/2014
DUT: Sony, Type: FCC ID: PY7PM-0804

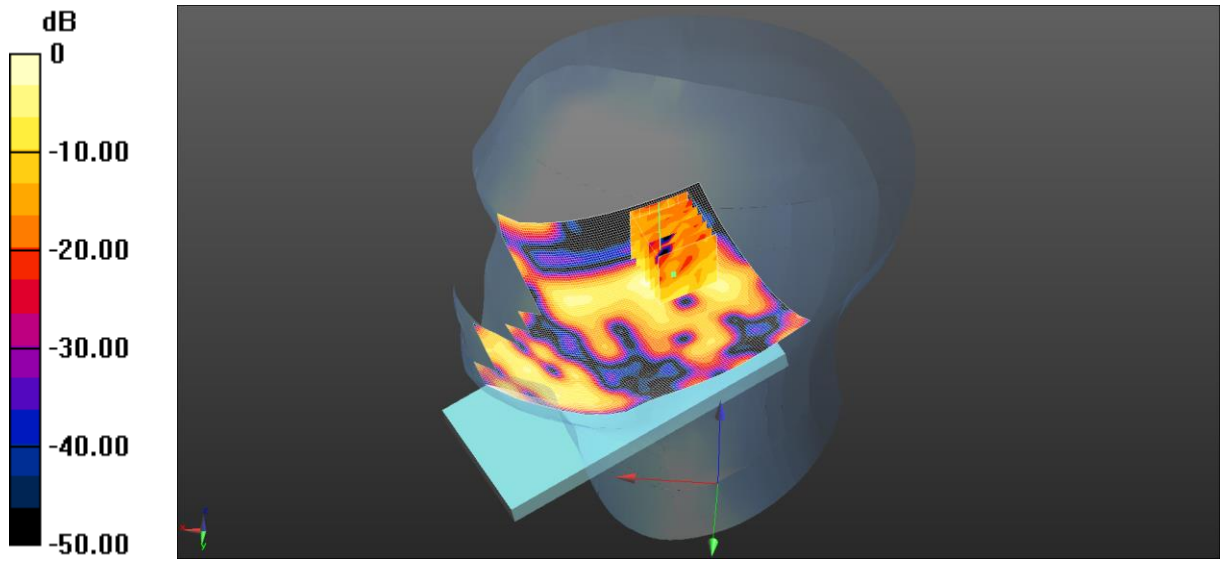

0 dB = 0.142 W/kg = -8.48 dBW/kg

Communication System: UID 0, LTE Bands - 20MHz Channel BW (0); Frequency: 2535 MHz;Duty Cycle: 1:1.57036
Medium: 2600MHz HSL Medium parameters used (interpolated): f = 2535 MHz; σ = 1.902 S/m; ε_r = 39.547; ρ = 1000 kg/m^3
Phantom section: Right Section
DASY4 Configuration:
- Probe: EX3DV4 - SN3994; ConvF(7.14, 7.14, 7.14); Calibrated: 07/05/2014;
- Sensor-Surface: 4mm (Mechanical Surface Detection)
- Electronics: DAE3 Sn431; Calibrated: 18/11/2013
- Phantom: SAM (30deg probe tilt) with CRP v5.0; Type: QD000P40CD; Serial: TP:xxxx
- ; SEMCAD X Version 14.6.10 (7164)

Configuration/Tilt Right - Middle/Area Scan (101x151x1): Interpolated grid: dx=1.200 mm, dy=1.200 mm

Maximum value of SAR (interpolated) = 0.160 W/kg

Configuration/Tilt Right - Middle/Zoom Scan (7x7x7) (7x7x7)/Cube 0: Measurement grid: dx=5mm, dy=5mm, dz=5mm
Reference Value = 2.830 V/m; Power Drift = 0.20 dB
Peak SAR (extrapolated) = 0.290 W/kg
SAR(1 g) = 0.057 W/kg; SAR(10 g) = 0.022 W/kg

Maximum value of SAR (measured) = 0.142 W/kg

Note: SAR level measured is very low as equivalent to noise floor.

This report shall not be reproduced except in full, without the written approval of UL Verification Services Ltd.

138: Tilt Right LTE Band 7 50%RB Mid 20MHz CH21100
Date: 02/07/2014
DUT: Sony, Type: FCC ID: PY7PM-0804



0 dB = 0.0719 W/kg = -11.43 dBW/kg

Communication System: UID 0, LTE Bands - 20MHz Channel BW (0); Frequency: 2535 MHz;Duty Cycle: 1:1.57036
Medium: 2600MHz HSL Medium parameters used (interpolated): f = 2535 MHz; σ = 1.902 S/m; ε_r = 39.547; ρ = 1000 kg/m^3
Phantom section: Right Section
DASY4 Configuration:
- Probe: EX3DV4 - SN3994; ConvF(7.14, 7.14, 7.14); Calibrated: 07/05/2014;
- Sensor-Surface: 4mm (Mechanical Surface Detection)
- Electronics: DAE3 Sn431; Calibrated: 18/11/2013
- Phantom: SAM (30deg probe tilt) with CRP v5.0; Type: QD000P40CD; Serial: TP:xxxx
- ; SEMCAD X Version 14.6.10 (7164)

Configuration/Tilt Right - Middle/Area Scan (101x151x1): Interpolated grid: dx=1.200 mm, dy=1.200 mm

Maximum value of SAR (interpolated) = 0.145 W/kg

Configuration/Tilt Right - Middle/Zoom Scan (7x7x7) (7x7x7)/Cube 0: Measurement grid: dx=5mm, dy=5mm, dz=5mm
Reference Value = 2.299 V/m; Power Drift = 0.17 dB
Peak SAR (extrapolated) = 0.174 W/kg
SAR(1 g) = 0.057 W/kg; SAR(10 g) = 0.021 W/kg

Maximum value of SAR (measured) = 0.0719 W/kg

Note: SAR level measured is very low as equivalent to noise floor.

This report shall not be reproduced except in full, without the written approval of UL Verification Services Ltd.

139: Front of EUT Facing Phantom LTE Band 7 1RB Mid CH21100
Date: 04/07/2014
DUT: Sony, Type: FCC ID: PY7PM-0804

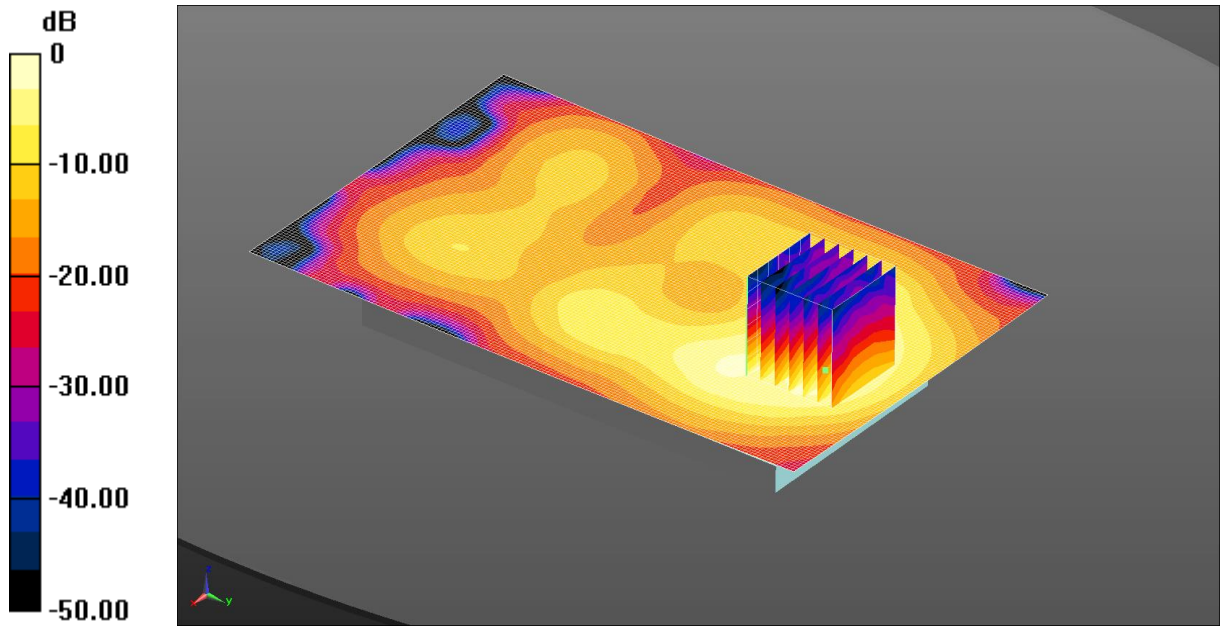

0 dB = 1.21 W/kg = 0.83 dBW/kg

Communication System: UID 0, LTE Bands - 20MHz Channel BW (0); Frequency: 2535 MHz;Duty Cycle: 1:1.57036
Medium: 2600MHz MSL Medium parameters used (interpolated): f = 2535 MHz; σ = 2.137 S/m; ε_r = 51.238; ρ = 1000 kg/m^3
Phantom section: Flat Section
DASY4 Configuration:
- Probe: EX3DV4 - SN3994; ConvF(7.16, 7.16, 7.16); Calibrated: 07/05/2014;
- Sensor-Surface: 4mm (Mechanical Surface Detection)
- Electronics: DAE3 Sn431; Calibrated: 18/11/2013
- Phantom: ELI v5.0; Type: QDOVA002AA; Serial: TP:xxxx
- ; SEMCAD X Version 14.6.10 (7164)

Configuration/Front of EUT - Middle 2/Area Scan (101x161x1): Interpolated grid: dx=1.200 mm, dy=1.200 mm

Maximum value of SAR (interpolated) = 1.21 W/kg

Configuration/Front of EUT - Middle 2/Zoom Scan (7x7x7) (7x7x7)/Cube 0: Measurement grid: dx=5mm, dy=5mm, dz=5mm
Reference Value = 21.951 V/m; Power Drift = -0.13 dB
Peak SAR (extrapolated) = 2.12 W/kg
SAR(1 g) = 1.03 W/kg; SAR(10 g) = 0.513 W/kg

Maximum value of SAR (measured) = 1.16 W/kg

This report shall not be reproduced except in full, without the written approval of UL Verification Services Ltd.

140: Front of EUT Facing Phantom LTE Band 7 1RB Mid CH20850
Date: 04/07/2014
DUT: Sony, Type: FCC ID: PY7PM-0804

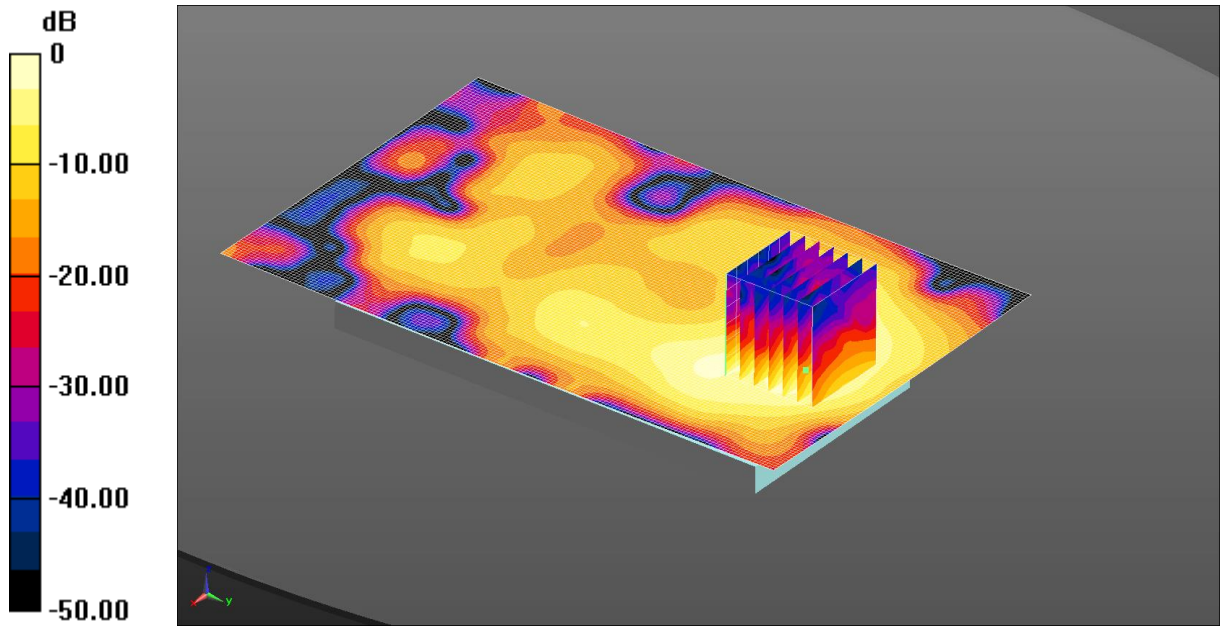

0 dB = 1.18 W/kg = 0.72 dBW/kg

Communication System: UID 0, LTE Bands - 20MHz Channel BW (0); Frequency: 2510 MHz;Duty Cycle: 1:1.57036
Medium: 2600MHz MSL Medium parameters used (interpolated): f = 2510 MHz; σ = 2.102 S/m; ε_r = 51.326; ρ = 1000 kg/m^3
Phantom section: Flat Section
DASY4 Configuration:
- Probe: EX3DV4 - SN3994; ConvF(7.16, 7.16, 7.16); Calibrated: 07/05/2014;
- Sensor-Surface: 4mm (Mechanical Surface Detection)
- Electronics: DAE3 Sn431; Calibrated: 18/11/2013
- Phantom: ELI v5.0; Type: QDOVA002AA; Serial: TP:xxxx
- ; SEMCAD X Version 14.6.10 (7164)

Configuration/Front of EUT - Low/Area Scan (101x161x1): Interpolated grid: dx=1.200 mm, dy=1.200 mm

Maximum value of SAR (interpolated) = 1.18 W/kg

Configuration/Front of EUT - Low/Zoom Scan (7x7x7) 2 (7x7x7)/Cube 0: Measurement grid: dx=5mm, dy=5mm, dz=5mm
Reference Value = 12.069 V/m; Power Drift = 0.10 dB
Peak SAR (extrapolated) = 2.14 W/kg
SAR(1 g) = 1.03 W/kg; SAR(10 g) = 0.509 W/kg

Maximum value of SAR (measured) = 1.14 W/kg

This report shall not be reproduced except in full, without the written approval of UL Verification Services Ltd.

141: Front of EUT Facing Phantom LTE Band 7 1RB Mid CH21350
Date: 04/07/2014
DUT: Sony, Type: FCC ID: PY7PM-0804

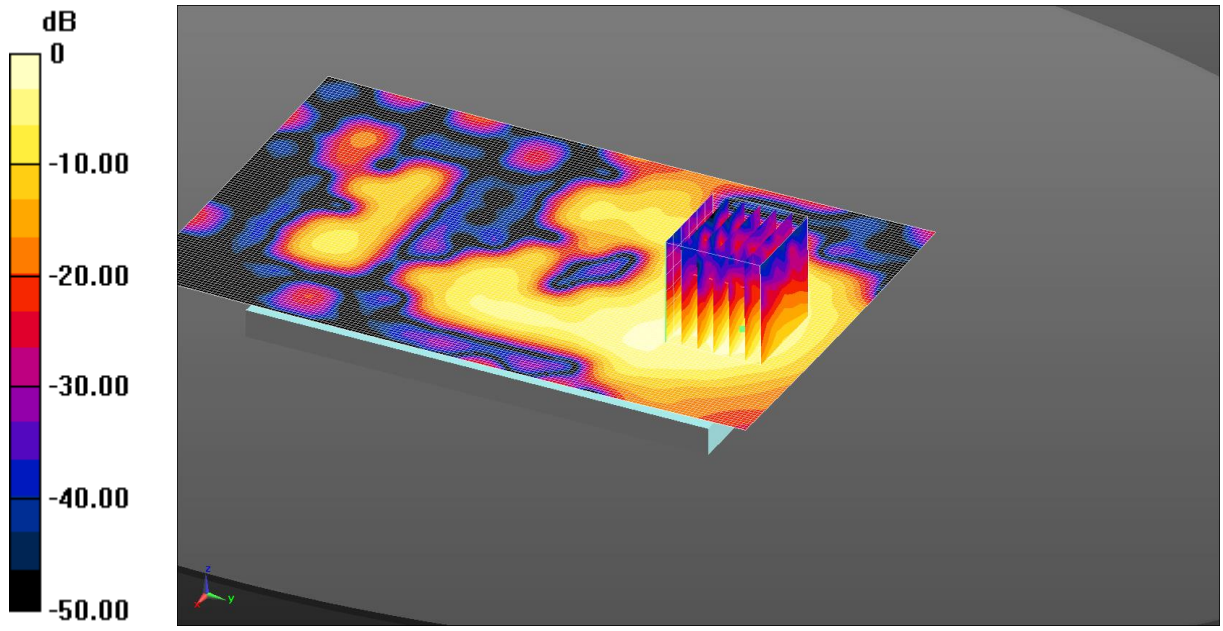

0 dB = 1.14 W/kg = 0.57 dBW/kg

Communication System: UID 0, LTE Bands - 20MHz Channel BW (0); Frequency: 2560 MHz;Duty Cycle: 1:1.57036
Medium: 2600MHz MSL Medium parameters used (interpolated): f = 2560 MHz; σ = 2.169 S/m; ε_r = 51.171; ρ = 1000 kg/m^3
Phantom section: Flat Section
DASY4 Configuration:
- Probe: EX3DV4 - SN3994; ConvF(7.16, 7.16, 7.16); Calibrated: 07/05/2014;
- Sensor-Surface: 4mm (Mechanical Surface Detection)
- Electronics: DAE3 Sn431; Calibrated: 18/11/2013
- Phantom: ELI v5.0; Type: QDOVA002AA; Serial: TP:xxxx
- ; SEMCAD X Version 14.6.10 (7164)

Configuration/Front of EUT - Low/Area Scan (101x161x1): Interpolated grid: dx=1.200 mm, dy=1.200 mm

Maximum value of SAR (interpolated) = 1.14 W/kg

Configuration/Front of EUT - Low/Zoom Scan (7x7x7) (7x7x7)/Cube 0: Measurement grid: dx=5mm, dy=5mm, dz=5mm
Reference Value = 12.841 V/m; Power Drift = 0.15 dB
Peak SAR (extrapolated) = 2.12 W/kg
SAR(1 g) = 0.996 W/kg; SAR(10 g) = 0.493 W/kg

Maximum value of SAR (measured) = 1.11 W/kg

This report shall not be reproduced except in full, without the written approval of UL Verification Services Ltd.

142: Front of EUT Facing Phantom LTE Band 7 50%RB Mid CH21100
Date: 04/07/2014
DUT: Sony, Type: FCC ID: PY7PM-0804

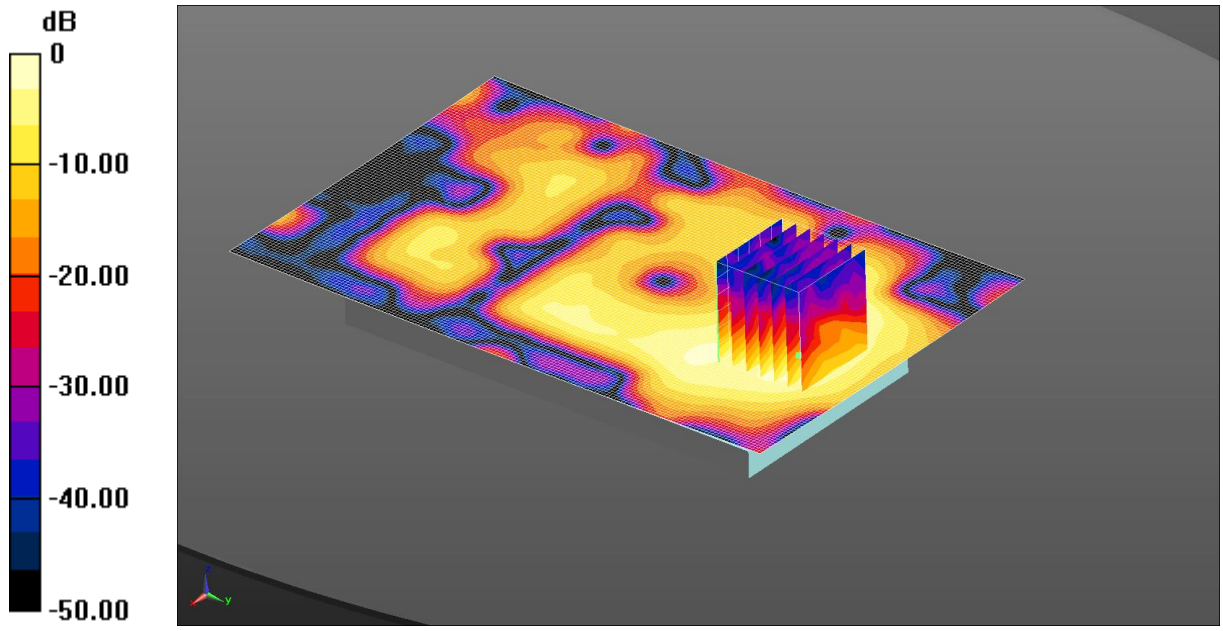

0 dB = 0.939 W/kg = -0.28 dBW/kg

Communication System: UID 0, LTE Bands - 20MHz Channel BW (0); Frequency: 2535 MHz;Duty Cycle: 1:1.57036
Medium: 2600MHz MSL Medium parameters used (interpolated): f = 2535 MHz; σ = 2.137 S/m; ε_r = 51.238; ρ = 1000 kg/m^3
Phantom section: Flat Section
DASY4 Configuration:
- Probe: EX3DV4 - SN3994; ConvF(7.16, 7.16, 7.16); Calibrated: 07/05/2014;
- Sensor-Surface: 4mm (Mechanical Surface Detection)
- Electronics: DAE3 Sn431; Calibrated: 18/11/2013
- Phantom: ELI v5.0; Type: QDOVA002AA; Serial: TP:xxxx
- ; SEMCAD X Version 14.6.10 (7164)

Configuration/Front of EUT - Middle/Area Scan (101x161x1): Interpolated grid: dx=1.200 mm, dy=1.200 mm

Maximum value of SAR (interpolated) = 0.939 W/kg

Configuration/Front of EUT - Middle/Zoom Scan (7x7x7) (7x7x7)/Cube 0: Measurement grid: dx=5mm, dy=5mm, dz=5mm
Reference Value = 20.033 V/m; Power Drift = 0.03 dB
Peak SAR (extrapolated) = 1.89 W/kg
SAR(1 g) = 0.830 W/kg; SAR(10 g) = 0.404 W/kg

Maximum value of SAR (measured) = 0.888 W/kg

This report shall not be reproduced except in full, without the written approval of UL Verification Services Ltd.

143: Front of EUT Facing Phantom LTE Band 7 50%RB Mid CH20850
Date: 04/07/2014
DUT: Sony, Type: FCC ID: PY7PM-0804

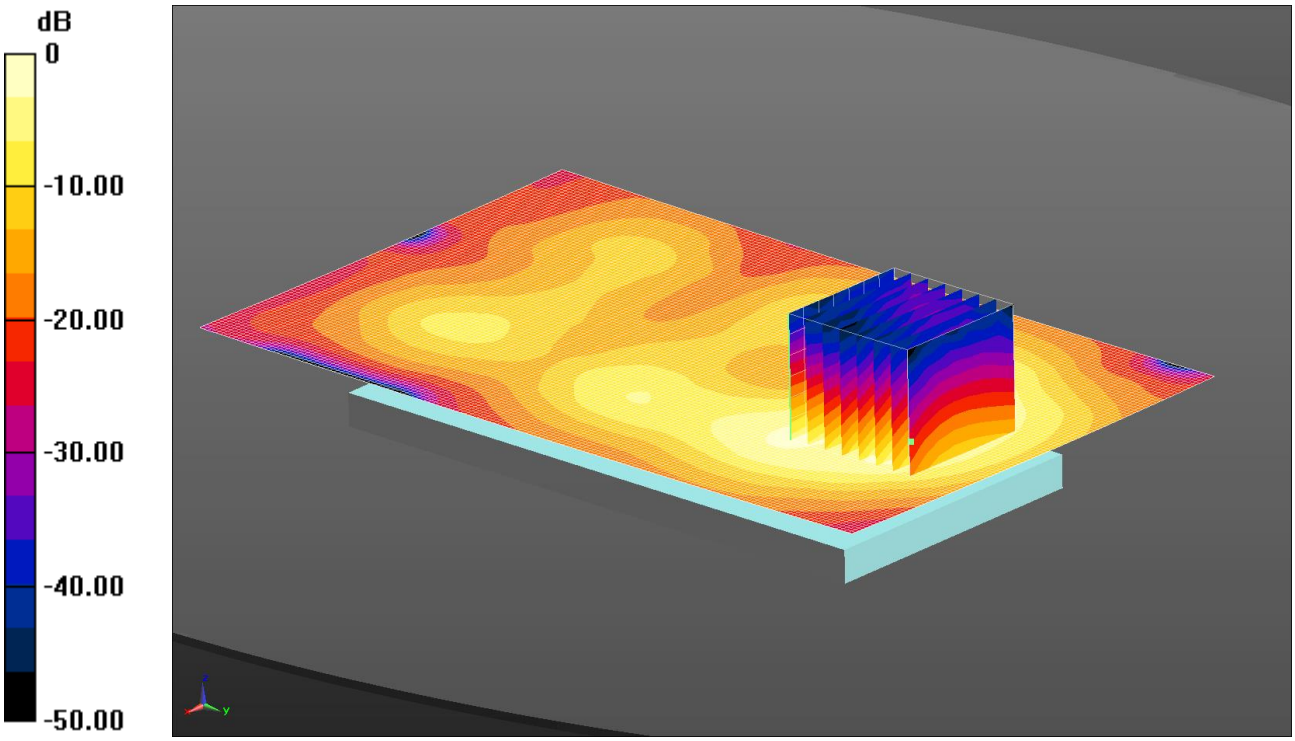

0 dB = 0.874 W/kg = -0.59 dBW/kg

Communication System: UID 0, LTE Bands - 20MHz Channel BW (0); Frequency: 2510 MHz;Duty Cycle: 1:1.57036
Medium: 2600MHz MSL Medium parameters used (interpolated): f = 2510 MHz; σ = 2.102 S/m; ε_r = 51.326; ρ = 1000 kg/m^3
Phantom section: Flat Section
DASY4 Configuration:
- Probe: EX3DV4 - SN3994; ConvF(7.16, 7.16, 7.16); Calibrated: 07/05/2014;
- Sensor-Surface: 4mm (Mechanical Surface Detection)
- Electronics: DAE3 Sn431; Calibrated: 18/11/2013
- Phantom: ELI v5.0; Type: QDOVA002AA; Serial: TP:xxxx
- ; SEMCAD X Version 14.6.10 (7164)

Configuration/Front of EUT - Low/Area Scan (101x161x1): Interpolated grid: dx=1.200 mm, dy=1.200 mm
Maximum value of SAR (interpolated) = 0.874 W/kg
Configuration/Front of EUT - Low/Zoom Scan (7x7x7) (8x8x7)/Cube 0: Measurement grid: dx=5mm, dy=5mm, dz=5mm
Reference Value = 18.833 V/m; Power Drift = 0.01 dB
Peak SAR (extrapolated) = 1.54 W/kg
SAR(1 g) = 0.770 W/kg; SAR(10 g) = 0.386 W/kg
Maximum value of SAR (measured) = 0.854 W/kg

This report shall not be reproduced except in full, without the written approval of UL Verification Services Ltd.

144: Front of EUT Facing Phantom LTE Band 7 50%RB Mid CH21350
Date: 04/07/2014
DUT: Sony, Type: FCC ID: PY7PM-0804

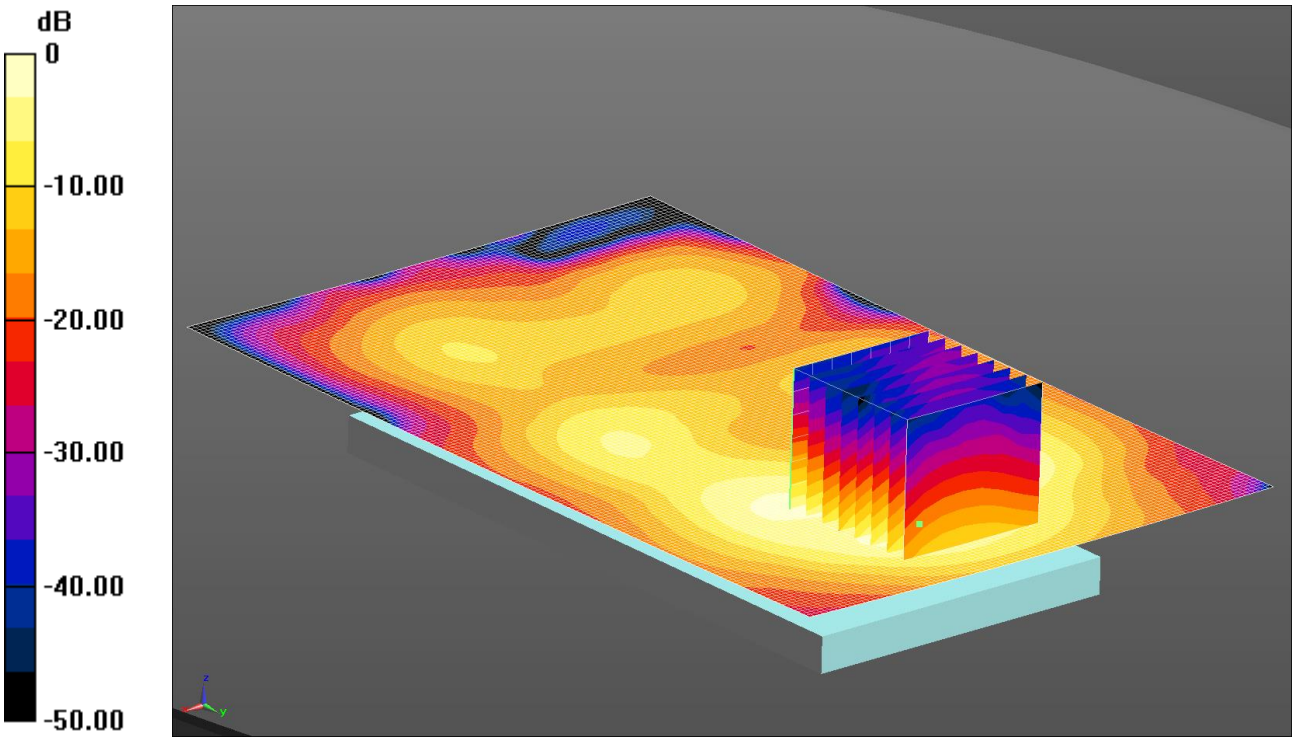

0 dB = 0.813 W/kg = -0.90 dBW/kg

Communication System: UID 0, LTE Bands - 20MHz Channel BW (0); Frequency: 2560 MHz;Duty Cycle: 1:1.57036
Medium: 2600MHz MSL Medium parameters used (interpolated): f = 2560 MHz; σ = 2.169 S/m; ε_r = 51.171; ρ = 1000 kg/m^3
Phantom section: Flat Section
DASY4 Configuration:
- Probe: EX3DV4 - SN3994; ConvF(7.16, 7.16, 7.16); Calibrated: 07/05/2014;
- Sensor-Surface: 4mm (Mechanical Surface Detection)
- Electronics: DAE3 Sn431; Calibrated: 18/11/2013
- Phantom: ELI v5.0; Type: QDOVA002AA; Serial: TP:xxxx
- ; SEMCAD X Version 14.6.10 (7164)

Configuration/Front of EUT - High/Area Scan (101x161x1): Interpolated grid: dx=1.200 mm, dy=1.200 mm
Maximum value of SAR (interpolated) = 0.813 W/kg
Configuration/Front of EUT - High/Zoom Scan (7x7x7) (8x8x7)/Cube 0: Measurement grid: dx=5mm, dy=5mm, dz=5mm
Reference Value = 17.937 V/m; Power Drift = -0.00 dB
Peak SAR (extrapolated) = 1.46 W/kg
SAR(1 g) = 0.718 W/kg; SAR(10 g) = 0.357 W/kg
Maximum value of SAR (measured) = 0.807 W/kg

This report shall not be reproduced except in full, without the written approval of UL Verification Services Ltd.

145: Front of EUT Facing Phantom LTE Band 7 100%RB Mid CH21100
Date: 07/07/2014
DUT: Sony, Type: FCC ID: PY7PM-0804

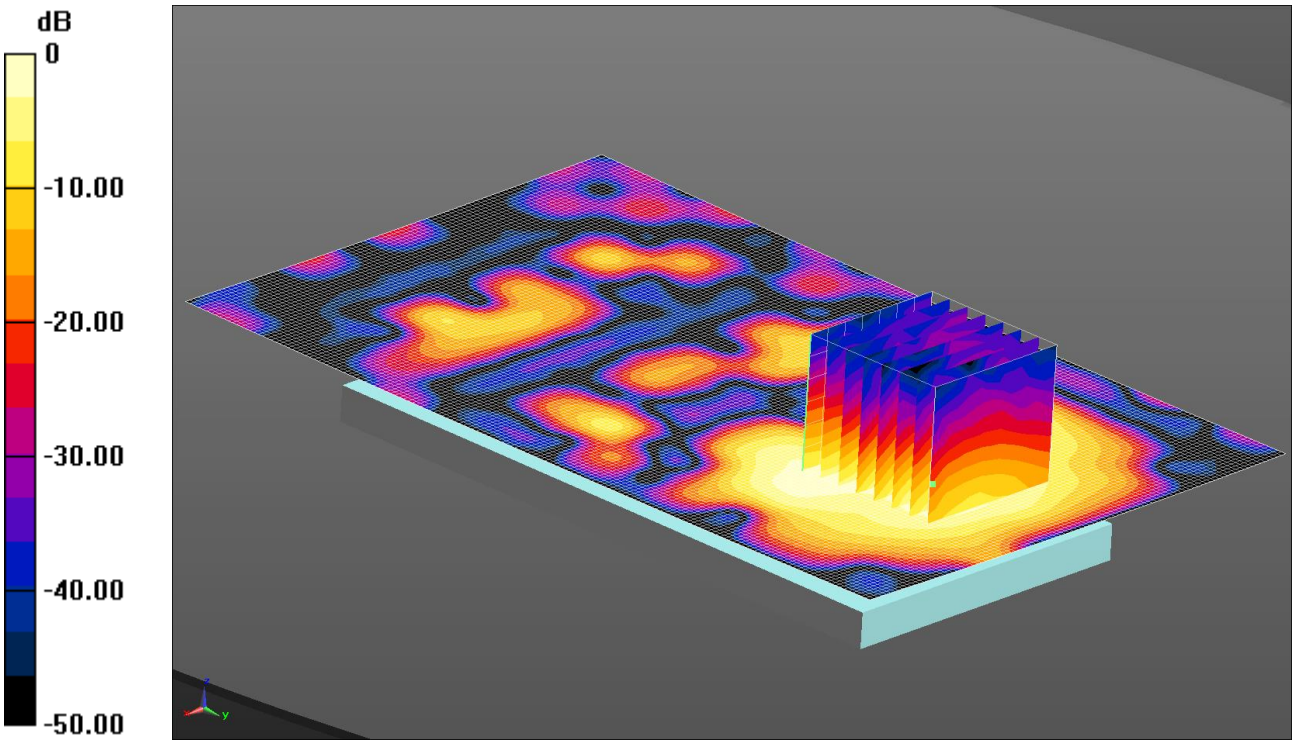

0 dB = 0.713 W/kg = -1.47 dBW/kg

Communication System: UID 0, LTE Bands - 20MHz Channel BW (0); Frequency: 2535 MHz;Duty Cycle: 1:1.57036
Medium: 2600MHz MSL Medium parameters used (interpolated): f = 2535 MHz; σ = 2.13 S/m; ε_r = 52.261; ρ = 1000 kg/m^3
Phantom section: Flat Section
DASY4 Configuration:
- Probe: EX3DV4 - SN3994; ConvF(7.16, 7.16, 7.16); Calibrated: 07/05/2014;
- Sensor-Surface: 4mm (Mechanical Surface Detection)
- Electronics: DAE3 Sn431; Calibrated: 18/11/2013
- Phantom: ELI v5.0; Type: QDOVA002AA; Serial: TP:xxxx
- ; SEMCAD X Version 14.6.10 (7164)

Configuration/Front of EUT - Mid/Area Scan (101x161x1): Interpolated grid: dx=1.200 mm, dy=1.200 mm
Maximum value of SAR (interpolated) = 0.713 W/kg
Configuration/Front of EUT - Mid/Zoom Scan (7x7x7) (8x8x7)/Cube 0: Measurement grid: dx=5mm, dy=5mm, dz=5mm
Reference Value = 15.541 V/m; Power Drift = 0.16 dB
Peak SAR (extrapolated) = 1.24 W/kg
SAR(1 g) = 0.662 W/kg; SAR(10 g) = 0.339 W/kg
Maximum value of SAR (measured) = 0.770 W/kg

This report shall not be reproduced except in full, without the written approval of UL Verification Services Ltd.

146: Back of EUT Facing Phantom LTE Band 7 1RB Mid CH21100
Date: 08/07/2014
DUT: Sony, Type: FCC ID: PY7PM-0804

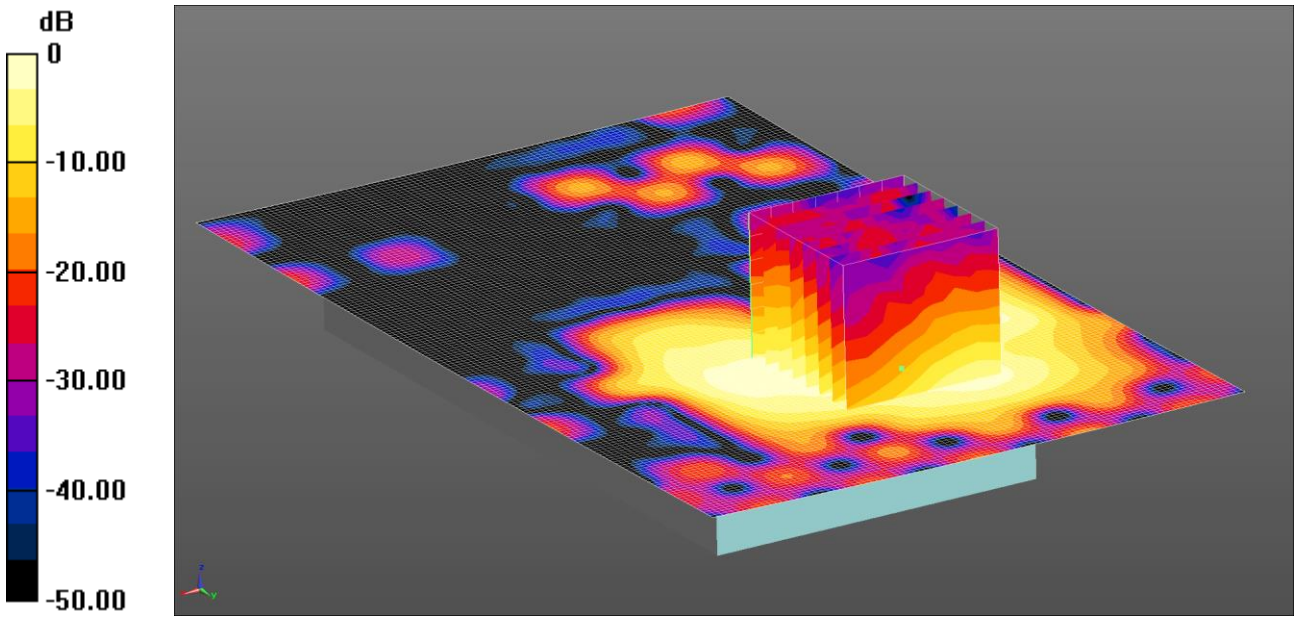

0 dB = 0.650 W/kg = -1.87 dBW/kg

Communication System: UID 0, LTE Bands - 20MHz Channel BW (0); Frequency: 2535 MHz;Duty Cycle: 1:1
Medium: 2600MHz MSL Medium parameters used (interpolated): f = 2535 MHz; σ = 2.13 S/m; ε_r = 52.261; ρ = 1000 kg/m^3
Phantom section: Flat Section
DASY4 Configuration:
- Probe: EX3DV4 - SN3994; ConvF(7.16, 7.16, 7.16); Calibrated: 07/05/2014;
- Sensor-Surface: 4mm (Mechanical Surface Detection)
- Electronics: DAE3 Sn431; Calibrated: 18/11/2013
- Phantom: ELI v5.0; Type: QDOVA002AA; Serial: TP:xxxx
- ; SEMCAD X Version 14.6.10 (7164)

Configuration/Back of EUT - Middle 2 2/Area Scan (101x161x1): Interpolated grid: dx=1.200 mm, dy=1.200 mm
Maximum value of SAR (interpolated) = 0.650 W/kg

Configuration/Back of EUT - Middle 2 2/Zoom Scan (7x7x7) 2 (8x8x7)/Cube 0: Measurement grid: dx=5mm, dy=5mm, dz=5mm
Reference Value = 15.113 V/m; Power Drift = 0.14 dB
Peak SAR (extrapolated) = 0.921 W/kg
SAR(1 g) = 0.571 W/kg; SAR(10 g) = 0.298 W/kg
Maximum value of SAR (measured) = 0.690 W/kg

This report shall not be reproduced except in full, without the written approval of UL Verification Services Ltd.

147: Back of EUT Facing Phantom LTE Band 7 50%RB Mid CH21100
Date: 07/07/2014

DUT: Sony, Type: FCC ID: PY7PM-0804

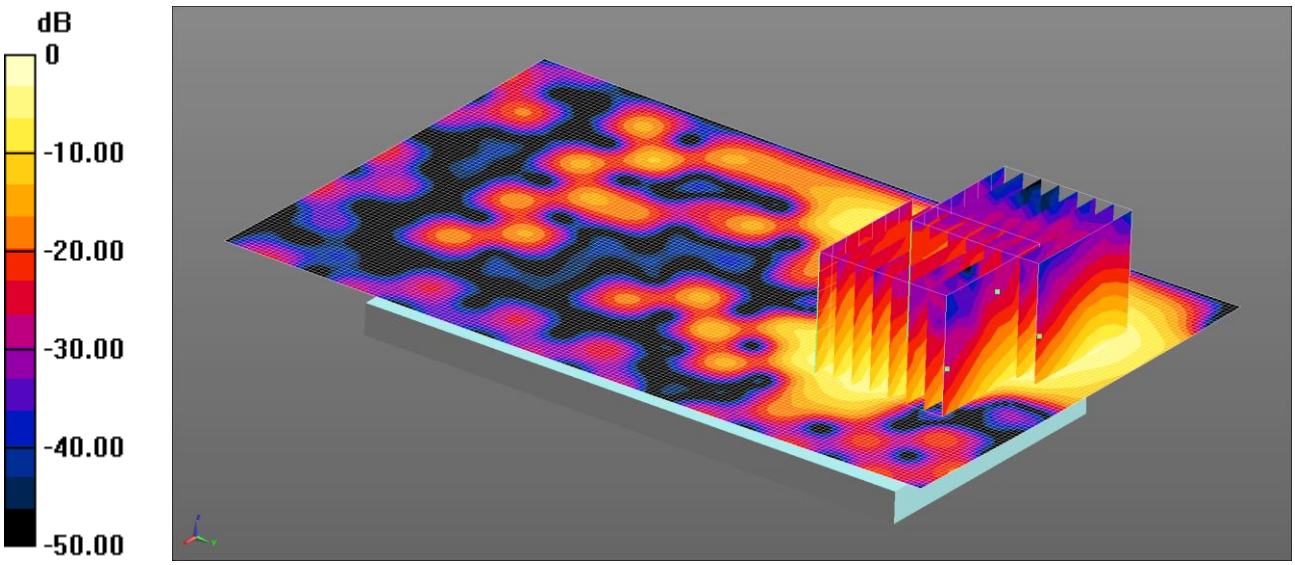

0 dB = 0.750 W/kg = -1.25 dBW/kg

Communication System: UID 0, LTE Bands - 20MHz Channel BW (0); Frequency: 2535 MHz;Duty Cycle: 1:1
Medium: 2600MHz MSL Medium parameters used (interpolated): f = 2535 MHz; σ = 2.13 S/m; ε_r = 52.261; ρ = 1000 kg/m^3
Phantom section: Flat Section
DASY4 Configuration:
- Probe: EX3DV4 - SN3994; ConvF(7.16, 7.16, 7.16); Calibrated: 07/05/2014;
- Sensor-Surface: 4mm (Mechanical Surface Detection)
- Electronics: DAE3 Sn431; Calibrated: 18/11/2013
- Phantom: ELI v5.0; Type: QDOVA002AA; Serial: TP:xxxx
- ; SEMCAD X Version 14.6.10 (7164)

Configuration/Back of EUT - Middle/Area Scan (101x161x1): Interpolated grid: dx=1.200 mm, dy=1.200 mm
Maximum value of SAR (interpolated) = 0.750 W/kg
Configuration/Back of EUT - Middle/Zoom Scan (7x7x7) 2 (8x8x7)/Cube 0: Measurement grid: dx=5mm, dy=5mm, dz=5mm
Reference Value = 16.547 V/m; Power Drift = 0.19 dB
Peak SAR (extrapolated) = 1.14 W/kg
SAR(1 g) = 0.618 W/kg; SAR(10 g) = 0.322 W/kg
Maximum value of SAR (measured) = 0.717 W/kg
Configuration/Back of EUT - Middle/Zoom Scan (7x7x7) 2 (8x8x7)/Cube 1: Measurement grid: dx=5mm, dy=5mm, dz=5mm
Reference Value = 16.547 V/m; Power Drift = 0.19 dB
Peak SAR (extrapolated) = 0.803 W/kg
SAR(1 g) = 0.486 W/kg; SAR(10 g) = 0.260 W/kg
Maximum value of SAR (measured) = 0.562 W/kg

Note: DASY system is configured to measure any secondary maxima that are within 2dB of the measured SAR level.

This report shall not be reproduced except in full, without the written approval of UL Verification Services Ltd.

148: Left of EUT Facing Phantom LTE Band 7 1RB Mid CH21100
Date: 08/07/2014
DUT: Sony, Type: FCC ID: PY7PM-0804

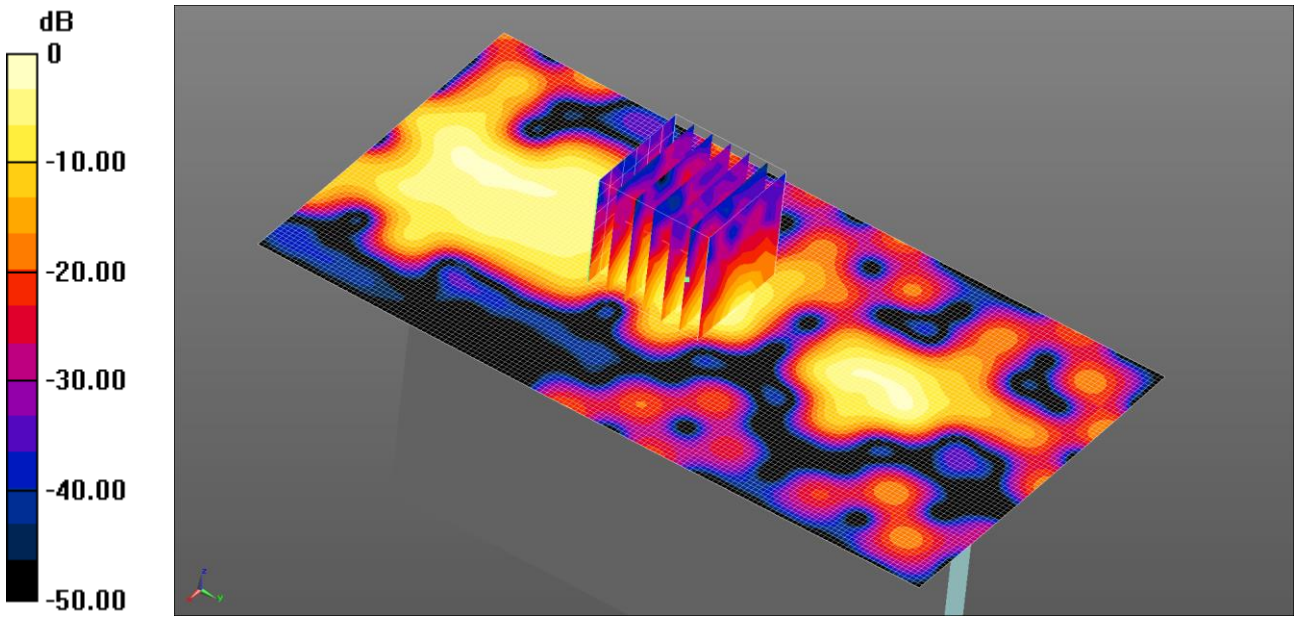

0 dB = 0.446 W/kg = -3.50 dBW/kg

Communication System: UID 0, LTE Bands - 20MHz Channel BW (0); Frequency: 2535 MHz;Duty Cycle: 1:1.57036
Medium: 2600MHz MSL Medium parameters used (interpolated): f = 2535 MHz; σ = 2.13 S/m; ε_r = 52.261; ρ = 1000 kg/m^3
Phantom section: Flat Section
DASY4 Configuration:
- Probe: EX3DV4 - SN3994; ConvF(7.16, 7.16, 7.16); Calibrated: 07/05/2014;
- Sensor-Surface: 4mm (Mechanical Surface Detection)
- Electronics: DAE3 Sn431; Calibrated: 18/11/2013
- Phantom: ELI v5.0; Type: QDOVA002AA; Serial: TP:xxxx
- ; SEMCAD X Version 14.6.10 (7164)

Configuration/Left of EUT - Middle 2/Area Scan (81x151x1): Interpolated grid: dx=1.200 mm, dy=1.200 mm
Maximum value of SAR (interpolated) = 0.446 W/kg

Configuration/Left of EUT - Middle 2/Zoom Scan (7x7x7) (7x7x7)/Cube 0: Measurement grid: dx=5mm, dy=5mm, dz=5mm
Reference Value = 10.192 V/m; Power Drift = 0.20 dB
Peak SAR (extrapolated) = 0.370 W/kg
SAR(1 g) = 0.220 W/kg; SAR(10 g) = 0.106 W/kg
Maximum value of SAR (measured) = 0.301 W/kg

This report shall not be reproduced except in full, without the written approval of UL Verification Services Ltd.

149: Left of EUT Facing Phantom LTE Band 7 50%RB Mid CH21100
Date: 08/07/2014
DUT: Sony, Type: FCC ID: PY7PM-0804

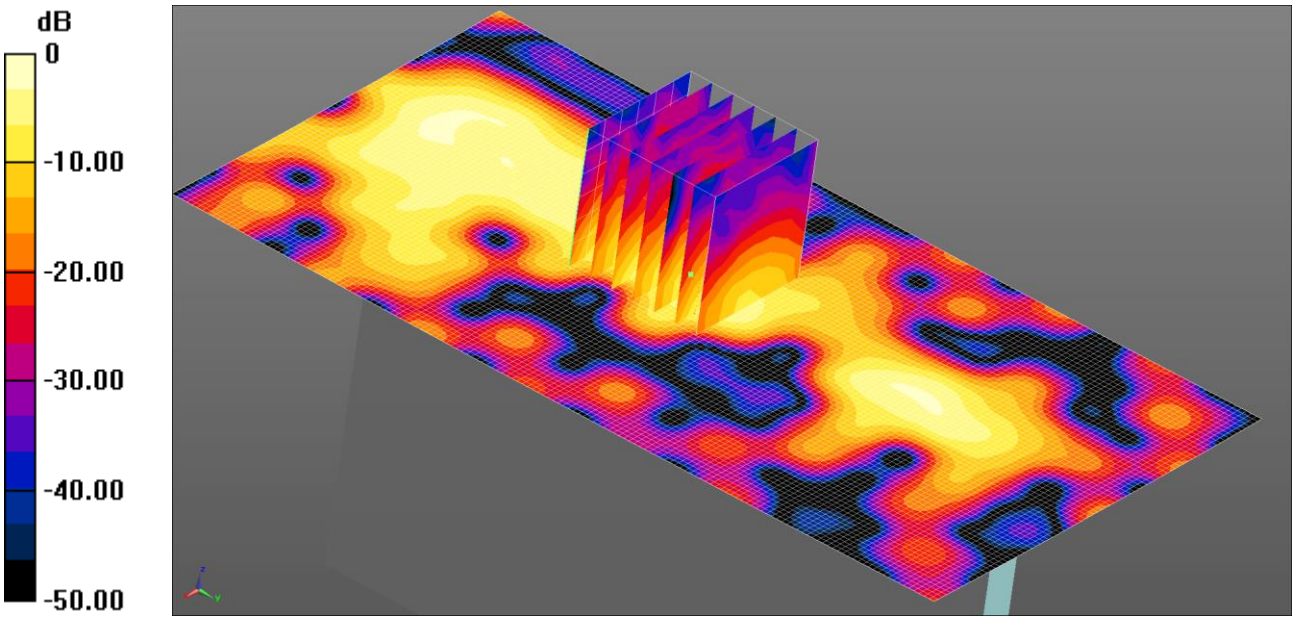

0 dB = 0.480 W/kg = -3.18 dBW/kg

Communication System: UID 0, LTE Bands - 20MHz Channel BW (0); Frequency: 2535 MHz;Duty Cycle: 1:1.57036
Medium: 2600MHz MSL Medium parameters used (interpolated): f = 2535 MHz; σ = 2.13 S/m; ε_r = 52.261; ρ = 1000 kg/m^3
Phantom section: Flat Section
DASY4 Configuration:
- Probe: EX3DV4 - SN3994; ConvF(7.16, 7.16, 7.16); Calibrated: 07/05/2014;
- Sensor-Surface: 4mm (Mechanical Surface Detection)
- Electronics: DAE3 Sn431; Calibrated: 18/11/2013
- Phantom: ELI v5.0; Type: QDOVA002AA; Serial: TP:xxxx
- ; SEMCAD X Version 14.6.10 (7164)

Configuration/Left of EUT - Middle 2/Area Scan (81x151x1): Interpolated grid: dx=1.200 mm, dy=1.200 mm
Maximum value of SAR (interpolated) = 0.480 W/kg

Configuration/Left of EUT - Middle 2/Zoom Scan (7x7x7) (7x7x7)/Cube 0: Measurement grid: dx=5mm, dy=5mm, dz=5mm
Reference Value = 10.632 V/m; Power Drift = -0.07 dB
Peak SAR (extrapolated) = 0.414 W/kg
SAR(1 g) = 0.240 W/kg; SAR(10 g) = 0.116 W/kg
Maximum value of SAR (measured) = 0.289 W/kg

This report shall not be reproduced except in full, without the written approval of UL Verification Services Ltd.

150: Right of EUT Facing Phantom LTE Band 7 1RB Mid CH21100
Date: 08/07/2014

DUT: Sony, Type: FCC ID: PY7PM-0804

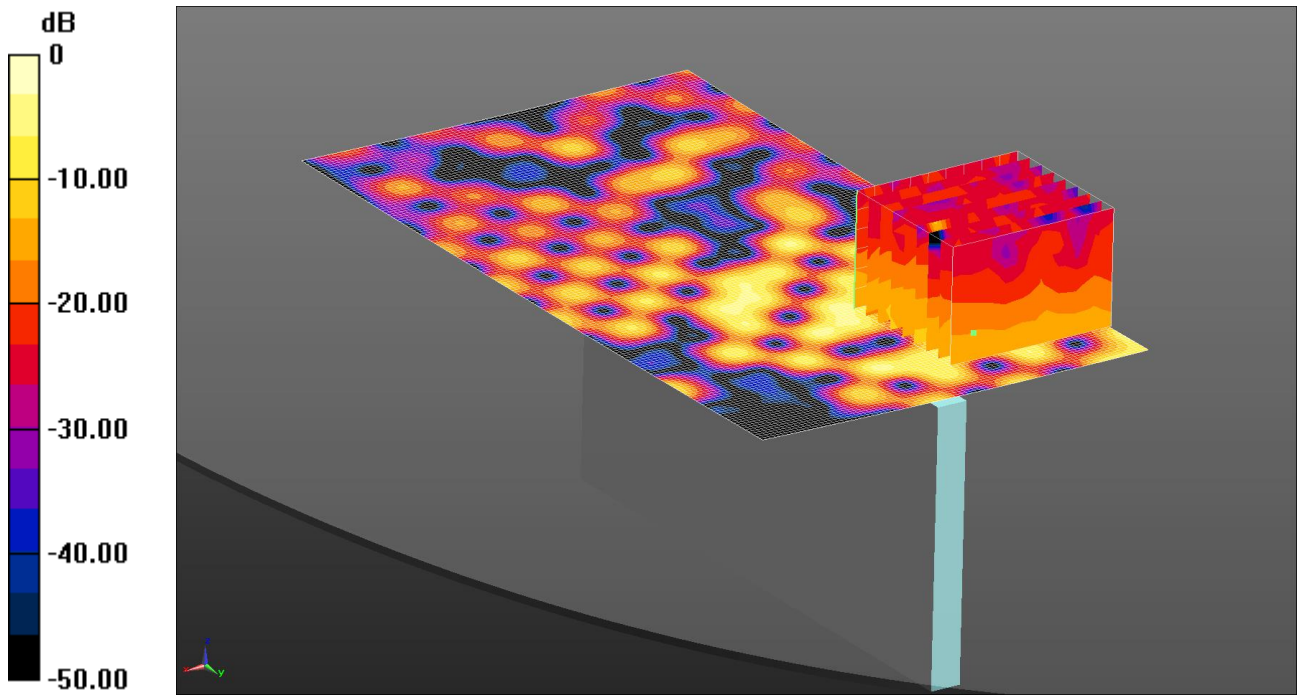

0 dB = 0.150 W/kg = -8.24 dBW/kg

Communication System: UID 0, LTE Bands - 20MHz Channel BW (0); Frequency: 2535 MHz;Duty Cycle: 1:1.57036
Medium: 2600MHz MSL Medium parameters used (interpolated): f = 2535 MHz; σ = 2.119 S/m; ε_r = 51.221; ρ = 1000 kg/m^3
Phantom section: Flat Section
DASY4 Configuration:
- Probe: EX3DV4 - SN3994; ConvF(7.16, 7.16, 7.16); Calibrated: 07/05/2014;
- Sensor-Surface: 4mm (Mechanical Surface Detection)
- Electronics: DAE3 Sn431; Calibrated: 18/11/2013
- Phantom: ELI v5.0; Type: QDOVA002AA; Serial: TP:xxxx
- ; SEMCAD X Version 14.6.10 (7164)

Configuration/Right of EUT-Middle 2/Area Scan (91x161x1): Interpolated grid: dx=1.200 mm, dy=1.200 mm
Maximum value of SAR (interpolated) = 0.150 W/kg
Configuration/Right of EUT-Middle 2/Zoom Scan (7x7x7) (10x9x7)/Cube 0: Measurement grid: dx=5mm, dy=5mm, dz=5mm
Reference Value = 5.261 V/m; Power Drift = 1.94 dB
Peak SAR (extrapolated) = 1.79 W/kg
SAR(1 g) = 0.068 W/kg; SAR(10 g) = 0.029 W/kg
Maximum value of SAR (measured) = 1.15 W/kg

Note: SAR level measured is very low as equivalent to noise floor.

This report shall not be reproduced except in full, without the written approval of UL Verification Services Ltd.

151: Right of EUT Facing Phantom LTE Band 7 50%RB Mid CH21100
Date: 08/07/2014
DUT: Sony, Type: FCC ID: PY7PM-0804

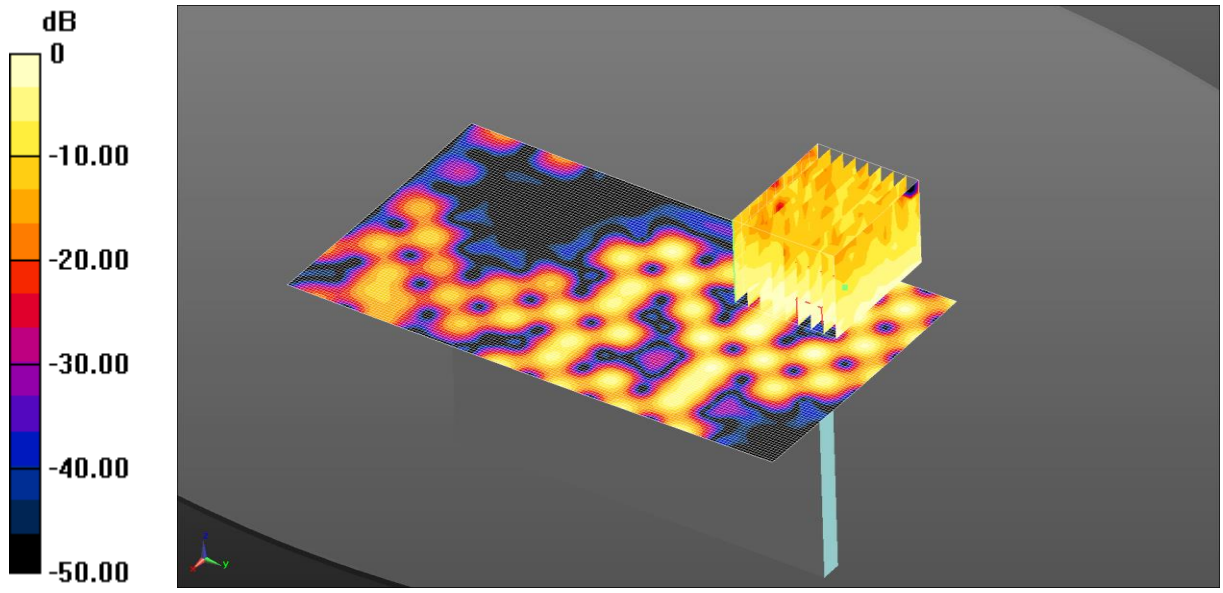

0 dB = 0.0425 W/kg = -13.72 dBW/kg

Communication System: UID 0, LTE Bands - 20MHz Channel BW (0); Frequency: 2535 MHz;Duty Cycle: 1:1.57036
Medium: 2600MHz MSL Medium parameters used (interpolated): f = 2535 MHz; σ = 2.119 S/m; ε_r = 51.221; ρ = 1000 kg/m^3
Phantom section: Flat Section
DASY4 Configuration:
- Probe: EX3DV4 - SN3994; ConvF(7.16, 7.16, 7.16); Calibrated: 07/05/2014;
- Sensor-Surface: 4mm (Mechanical Surface Detection)
- Electronics: DAE3 Sn431; Calibrated: 18/11/2013
- Phantom: ELI v5.0; Type: QDOVA002AA; Serial: TP:xxxx
- ; SEMCAD X Version 14.6.10 (7164)

Configuration/Right of EUT-Middle 2/Area Scan (91x161x1): Interpolated grid: dx=1.200 mm, dy=1.200 mm

Maximum value of SAR (interpolated) = 0.0425 W/kg

Configuration/Right of EUT-Middle 2/Zoom Scan (7x7x7) (11x9x7)/Cube 0: Measurement grid: dx=5mm, dy=5mm, dz=5mm
Reference Value = 4.290 V/m; Power Drift = 2.60 dB
Peak SAR (extrapolated) = 0.176 W/kg
SAR(1 g) = 0.039 W/kg; SAR(10 g) = 0.017 W/kg

Maximum value of SAR (measured) = 0.0529 W/kg

Note: SAR level measured is very low as equivalent to noise floor.

This report shall not be reproduced except in full, without the written approval of UL Verification Services Ltd.

152: Bottom of EUT Facing Phantom LTE Band 7 1RB Mid CH21100
Date: 09/07/2014
DUT: Sony, Type: FCC ID: PY7PM-0804



0 dB = 0.808 W/kg = -0.93 dBW/kg

Communication System: UID 0, LTE Bands - 20MHz Channel BW (0); Frequency: 2535 MHz;Duty Cycle: 1:1.57036
Medium: 2600MHz MSL Medium parameters used (interpolated): f = 2535 MHz; σ = 2.119 S/m; ε_r = 51.221; ρ = 1000 kg/m^3
Phantom section: Flat Section
DASY4 Configuration:
- Probe: EX3DV4 - SN3994; ConvF(7.16, 7.16, 7.16); Calibrated: 07/05/2014;
- Sensor-Surface: 4mm (Mechanical Surface Detection)
- Electronics: DAE3 Sn431; Calibrated: 18/11/2013
- Phantom: ELI v5.0; Type: QDOVA002AA; Serial: TP:xxxx
- ; SEMCAD X Version 14.6.10 (7164)

Configuration/Bottom of EUT-Middle/Area Scan (71x91x1): Interpolated grid: dx=1.200 mm, dy=1.200 mm

Maximum value of SAR (interpolated) = 0.808 W/kg

Configuration/Bottom of EUT-Middle/Zoom Scan (7x7x7) (9x9x7)/Cube 0: Measurement grid: dx=5mm, dy=5mm, dz=5mm
Reference Value = 17.781 V/m; Power Drift = 0.19 dB
Peak SAR (extrapolated) = 1.52 W/kg
SAR(1 g) = 0.685 W/kg; SAR(10 g) = 0.346 W/kg

Maximum value of SAR (measured) = 0.794 W/kg

This report shall not be reproduced except in full, without the written approval of UL Verification Services Ltd.

153: Bottom of EUT Facing Phantom LTE Band 7 50%RB Mid CH21100
Date: 09/07/2014
DUT: Sony, Type: FCC ID: PY7PM-0804

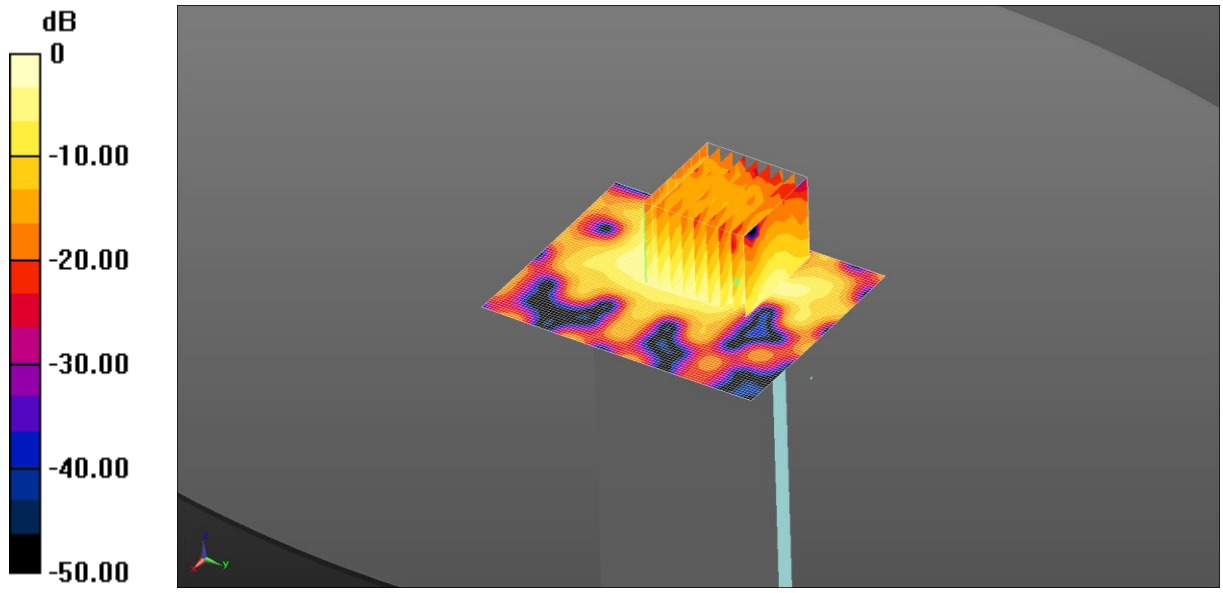

0 dB = 0.752 W/kg = -1.24 dBW/kg

Communication System: UID 0, LTE Bands - 20MHz Channel BW (0); Frequency: 2535 MHz;Duty Cycle: 1:1.57036
Medium: 2600MHz MSL Medium parameters used (interpolated): f = 2535 MHz; σ = 2.119 S/m; ε_r = 51.221; ρ = 1000 kg/m^3
Phantom section: Flat Section
DASY4 Configuration:
- Probe: EX3DV4 - SN3994; ConvF(7.16, 7.16, 7.16); Calibrated: 07/05/2014;
- Sensor-Surface: 4mm (Mechanical Surface Detection)
- Electronics: DAE3 Sn431; Calibrated: 18/11/2013
- Phantom: ELI v5.0; Type: QDOVA002AA; Serial: TP:xxxx
- ; SEMCAD X Version 14.6.10 (7164)

Configuration/Bottom of EUT-Middle/Area Scan (71x91x1): Interpolated grid: dx=1.200 mm, dy=1.200 mm

Maximum value of SAR (interpolated) = 0.752 W/kg

Configuration/Bottom of EUT-Middle/Zoom Scan (7x7x7) (9x9x7)/Cube 0: Measurement grid: dx=5mm, dy=5mm, dz=5mm
Reference Value = 15.744 V/m; Power Drift = 0.18 dB
Peak SAR (extrapolated) = 0.902 W/kg
SAR(1 g) = 0.519 W/kg; SAR(10 g) = 0.264 W/kg

Maximum value of SAR (measured) = 0.591 W/kg

This report shall not be reproduced except in full, without the written approval of UL Verification Services Ltd.

154: Touch Left LTE Band 17 1RB-High CH23790
Date: 2/7/2014
DUT: Sony, Type: FCC ID: PY7PM-0804

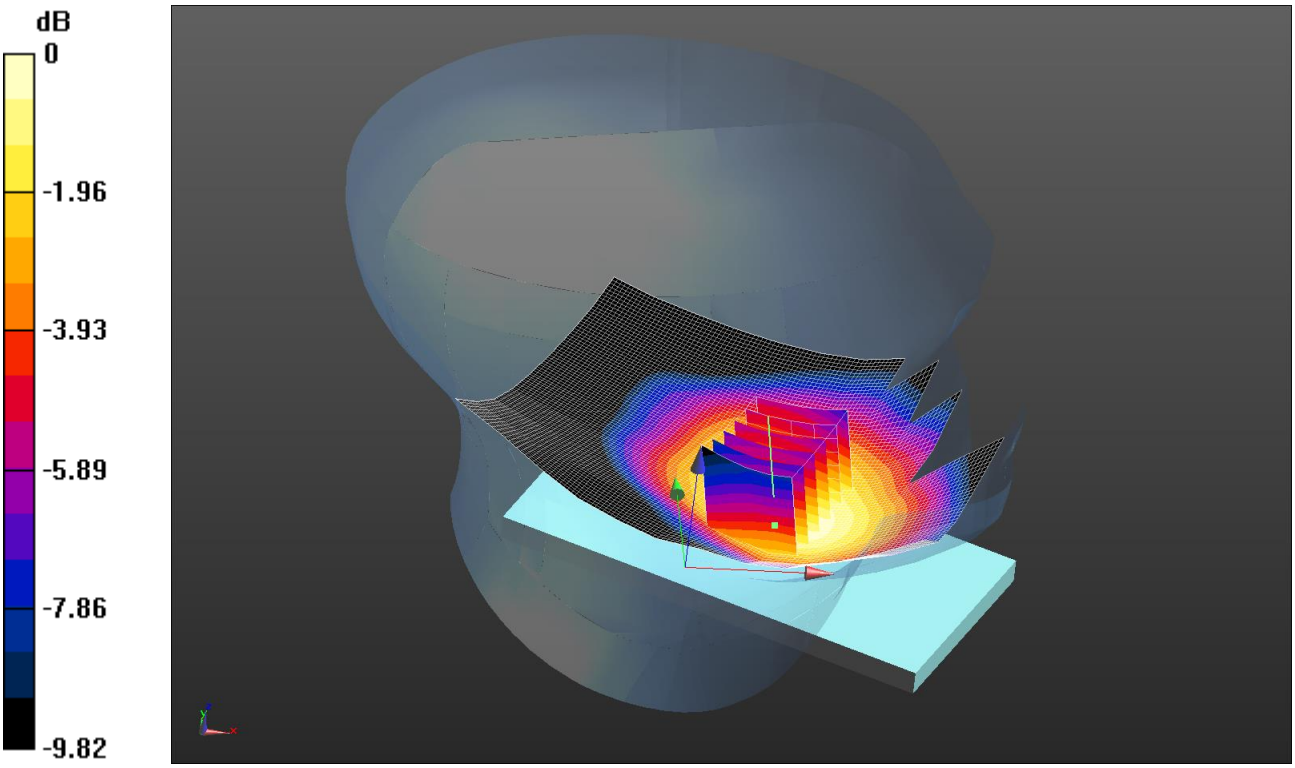

0 dB = 0.215 W/kg = -6.68 dBW/kg

Communication System: UID 0, LTE Bands - 10MHz Channel BW (0); Frequency: 710 MHz;Duty Cycle: 1:1
Medium: 750 MHz HSL Medium parameters used (interpolated): f = 710 MHz; σ = 0.831 S/m; ε_r = 42.033; ρ = 1000 kg/m^3
Phantom section: Left Section
DASY4 Configuration:
- Probe: ES3DV3 - SN3304; ConvF(6.4, 6.4, 6.4); Calibrated: 2/9/2013;
- Sensor-Surface: 4mm (Mechanical Surface Detection)
- Electronics: DAE4 Sn1438; Calibrated: 12/5/2014
- Phantom: SAM (30deg probe tilt) with CRP v5.0; Type: QD000P40CD; Serial: TP:1836
- ; SEMCAD X Version 14.6.10 (7331)

Configuration/Touch Left Mid/Area Scan (81x131x1): Interpolated grid: dx=1.500 mm, dy=1.500 mm
Maximum value of SAR (interpolated) = 0.227 W/kg
Configuration/Touch Left Mid/Zoom Scan (5x5x7) 2 (6x5x7)/Cube 0: Measurement grid: dx=8mm, dy=8mm, dz=5mm
Reference Value = 16.66 V/m; Power Drift = 0.12 dB
Peak SAR (extrapolated) = 0.252 W/kg
SAR(1 g) = 0.207 W/kg; SAR(10 g) = 0.162 W/kg
Maximum value of SAR (measured) = 0.215 W/kg

This report shall not be reproduced except in full, without the written approval of UL Verification Services Ltd.

155: Touch Left LTE Band 17 50%RB-High CH23790
Date: 2/7/2014
DUT: Sony, Type: FCC ID: PY7PM-0804

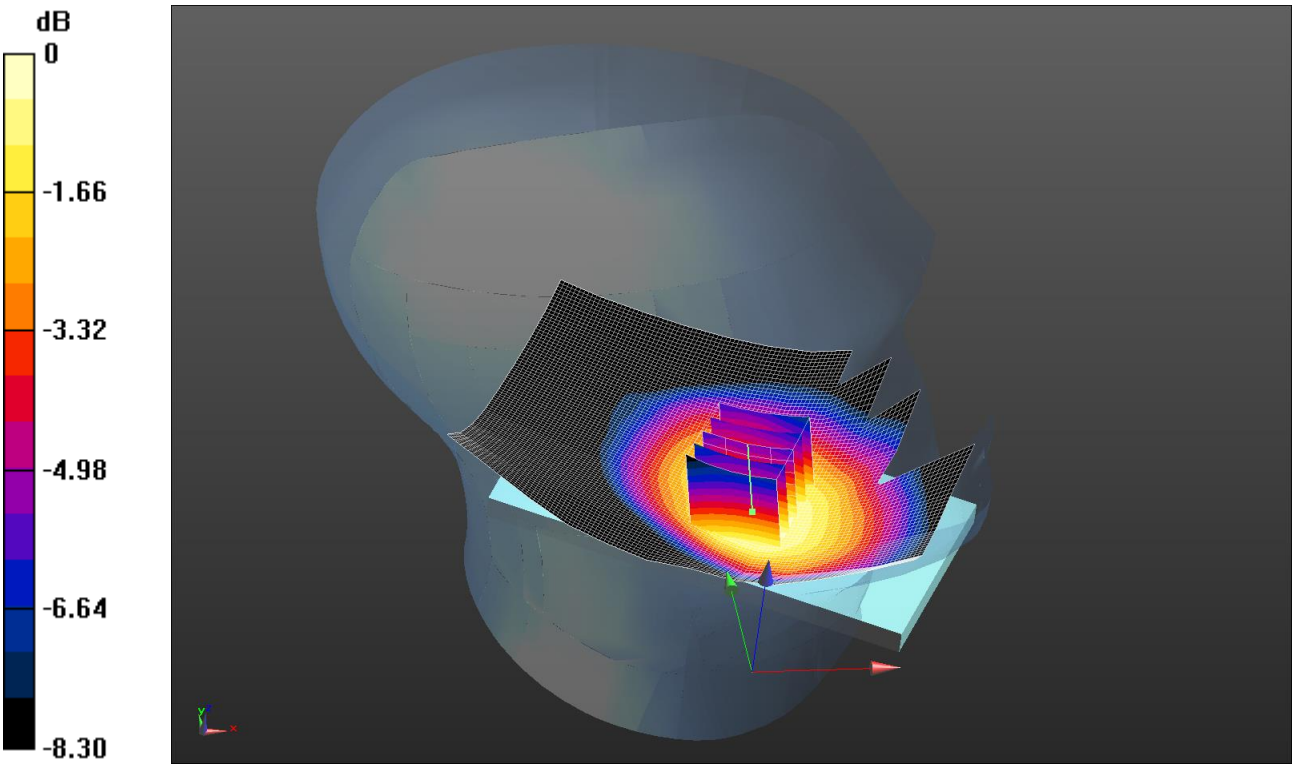

0 dB = 0.177 W/kg = -7.52 dBW/kg

Communication System: UID 0, LTE Bands - 10MHz Channel BW (0); Frequency: 710 MHz;Duty Cycle: 1:1
Medium: 750 MHz HSL Medium parameters used (interpolated): f = 710 MHz; σ = 0.831 S/m; ε_r = 42.033; ρ = 1000 kg/m^3
Phantom section: Left Section
DASY4 Configuration:
- Probe: ES3DV3 - SN3304; ConvF(6.4, 6.4, 6.4); Calibrated: 2/9/2013;
- Sensor-Surface: 4mm (Mechanical Surface Detection)
- Electronics: DAE4 Sn1438; Calibrated: 12/5/2014
- Phantom: SAM (30deg probe tilt) with CRP v5.0; Type: QD000P40CD; Serial: TP:1836
- ; SEMCAD X Version 14.6.10 (7331)

Configuration/Touch Left Mid/Area Scan (81x131x1): Interpolated grid: dx=1.500 mm, dy=1.500 mm
Maximum value of SAR (interpolated) = 0.173 W/kg
Configuration/Touch Left Mid/Zoom Scan (5x5x7) (5x5x7)/Cube 0: Measurement grid: dx=8mm, dy=8mm, dz=5mm
Reference Value = 7.051 V/m; Power Drift = 0.08 dB
Peak SAR (extrapolated) = 0.203 W/kg
SAR(1 g) = 0.168 W/kg; SAR(10 g) = 0.129 W/kg
Maximum value of SAR (measured) = 0.177 W/kg

This report shall not be reproduced except in full, without the written approval of UL Verification Services Ltd.

156: Tilt Left LTE Band 17 1RB-High CH23790
Date: 2/7/2014
DUT: Sony, Type: FCC ID: PY7PM-0804

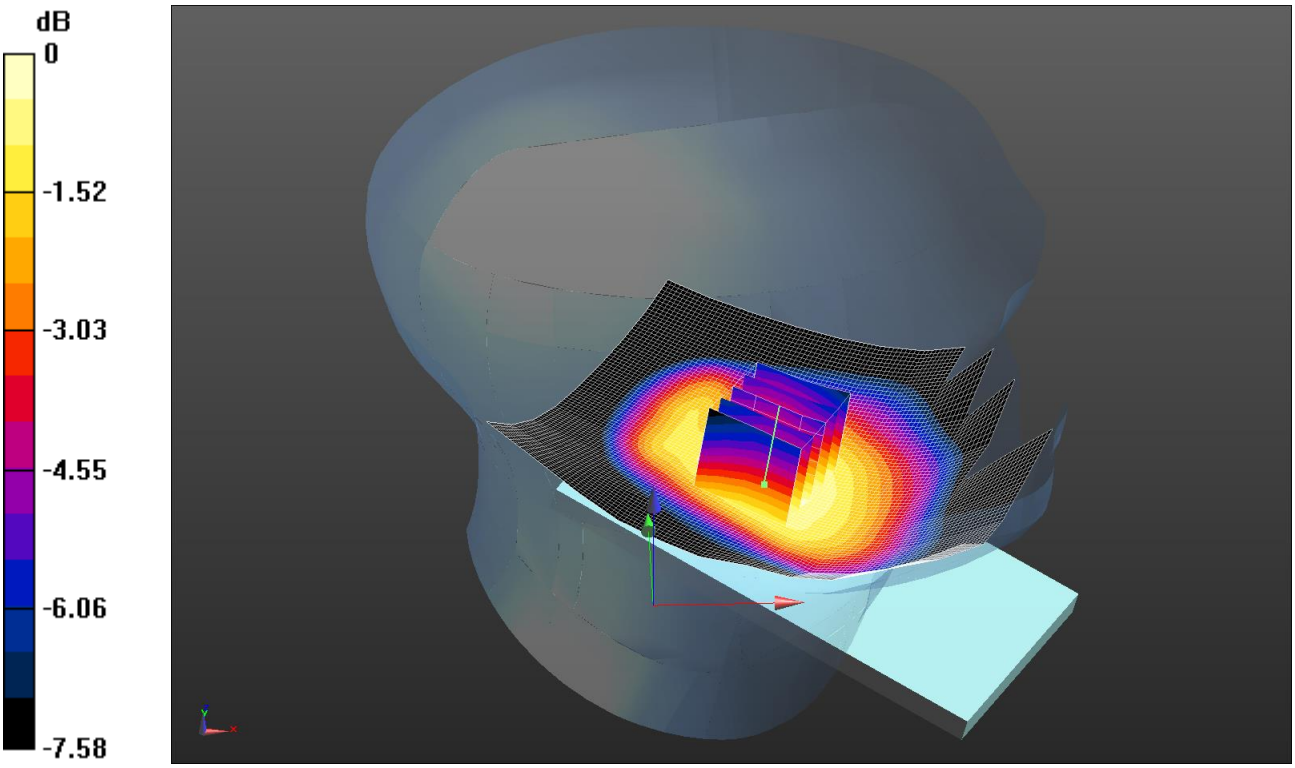

0 dB = 0.131 W/kg = -8.83 dBW/kg

Communication System: UID 0, LTE Bands - 10MHz Channel BW (0); Frequency: 710 MHz;Duty Cycle: 1:1
Medium: 750 MHz HSL Medium parameters used (interpolated): f = 710 MHz; σ = 0.831 S/m; ε_r = 42.033; ρ = 1000 kg/m^3
Phantom section: Left Section
DASY4 Configuration:
- Probe: ES3DV3 - SN3304; ConvF(6.4, 6.4, 6.4); Calibrated: 2/9/2013;
- Sensor-Surface: 4mm (Mechanical Surface Detection)
- Electronics: DAE4 Sn1438; Calibrated: 12/5/2014
- Phantom: SAM (30deg probe tilt) with CRP v5.0; Type: QD000P40CD; Serial: TP:1836
- ; SEMCAD X Version 14.6.10 (7331)

Configuration/Tilt Left Mid/Area Scan (81x131x1): Interpolated grid: dx=1.500 mm, dy=1.500 mm
Maximum value of SAR (interpolated) = 0.132 W/kg
Configuration/Tilt Left Mid/Zoom Scan (5x5x7) (5x5x7)/Cube 0: Measurement grid: dx=8mm, dy=8mm, dz=5mm
Reference Value = 12.47 V/m; Power Drift = 0.07 dB
Peak SAR (extrapolated) = 0.148 W/kg
SAR(1 g) = 0.125 W/kg; SAR(10 g) = 0.099 W/kg
Maximum value of SAR (measured) = 0.131 W/kg

This report shall not be reproduced except in full, without the written approval of UL Verification Services Ltd.

157: Tilt Left LTE Band 17 50%RB-High CH23790
Date: 2/7/2014
DUT: Sony, Type: FCC ID: PY7PM-0804

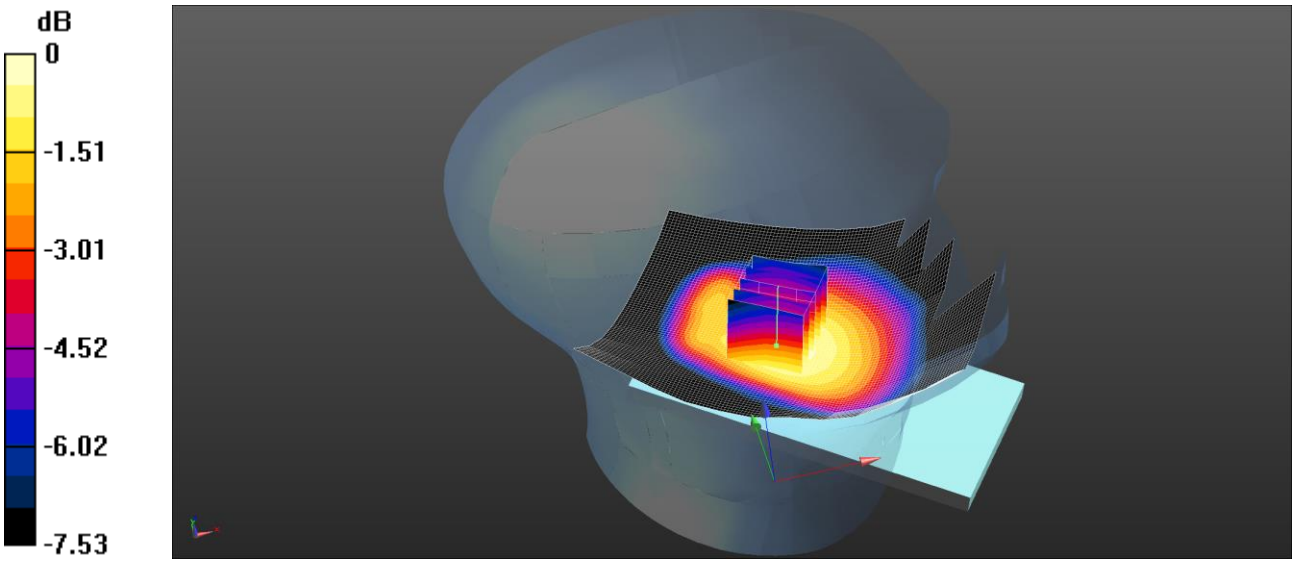

0 dB = 0.103 W/kg = -9.87 dBW/kg

Communication System: UID 0, LTE Bands - 10MHz Channel BW (0); Frequency: 710 MHz;Duty Cycle: 1:1
Medium: 750 MHz HSL Medium parameters used (interpolated): f = 710 MHz; σ = 0.831 S/m; ε_r = 42.033; ρ = 1000 kg/m^3
Phantom section: Left Section
DASY4 Configuration:
- Probe: ES3DV3 - SN3304; ConvF(6.4, 6.4, 6.4); Calibrated: 2/9/2013;
- Sensor-Surface: 4mm (Mechanical Surface Detection)
- Electronics: DAE4 Sn1438; Calibrated: 12/5/2014
- Phantom: SAM (30deg probe tilt) with CRP v5.0; Type: QD000P40CD; Serial: TP:1836
- ; SEMCAD X Version 14.6.10 (7331)

Configuration/Tilt Left Mid/Area Scan (81x131x1): Interpolated grid: dx=1.500 mm, dy=1.500 mm
Maximum value of SAR (interpolated) = 0.100 W/kg
Configuration/Tilt Left Mid/Zoom Scan (5x5x7) (5x5x7)/Cube 0: Measurement grid: dx=8mm, dy=8mm, dz=5mm
Reference Value = 10.95 V/m; Power Drift = -0.11 dB
Peak SAR (extrapolated) = 0.117 W/kg
SAR(1 g) = 0.099 W/kg; SAR(10 g) = 0.078 W/kg.
Maximum value of SAR (measured) = 0.103 W/kg

Note: SAR level measured is very low as equivalent to noise floor.

This report shall not be reproduced except in full, without the written approval of UL Verification Services Ltd.

158: Touch Right LTE Band 17 1RB-High CH23790
Date: 2/7/2014
DUT: Sony, Type: FCC ID: PY7PM-0804



0 dB = 0.206 W/kg = -6.86 dBW/kg

Communication System: UID 0, LTE Bands - 10MHz Channel BW (0); Frequency: 710 MHz;Duty Cycle: 1:1
Medium: 750 MHz HSL Medium parameters used (interpolated): f = 710 MHz; σ = 0.831 S/m; ε_r = 42.033; ρ = 1000 kg/m^3
Phantom section: Right Section
DASY4 Configuration:
- Probe: ES3DV3 - SN3304; ConvF(6.4, 6.4, 6.4); Calibrated: 2/9/2013;
- Sensor-Surface: 4mm (Mechanical Surface Detection)
- Electronics: DAE4 Sn1438; Calibrated: 12/5/2014
- Phantom: SAM (30deg probe tilt) with CRP v5.0; Type: QD000P40CD; Serial: TP:1836
- ; SEMCAD X Version 14.6.10 (7331)

Configuration/Touch Right Mid/Area Scan (81x131x1): Interpolated grid: dx=1.500 mm, dy=1.500 mm
Maximum value of SAR (interpolated) = 0.217 W/kg
Configuration/Touch Right Mid/Zoom Scan (5x5x7) (5x5x7)/Cube 0: Measurement grid: dx=8mm, dy=8mm, dz=5mm
Reference Value = 15.85 V/m; Power Drift = -0.00 dB
Peak SAR (extrapolated) = 0.234 W/kg
SAR(1 g) = 0.197 W/kg; SAR(10 g) = 0.155 W/kg
Maximum value of SAR (measured) = 0.206 W/kg

This report shall not be reproduced except in full, without the written approval of UL Verification Services Ltd.