159: Touch Right LTE Band 17 50%RB-High CH23790
Date: 2/7/2014
DUT: Sony, Type: FCC ID: PY7PM-0804

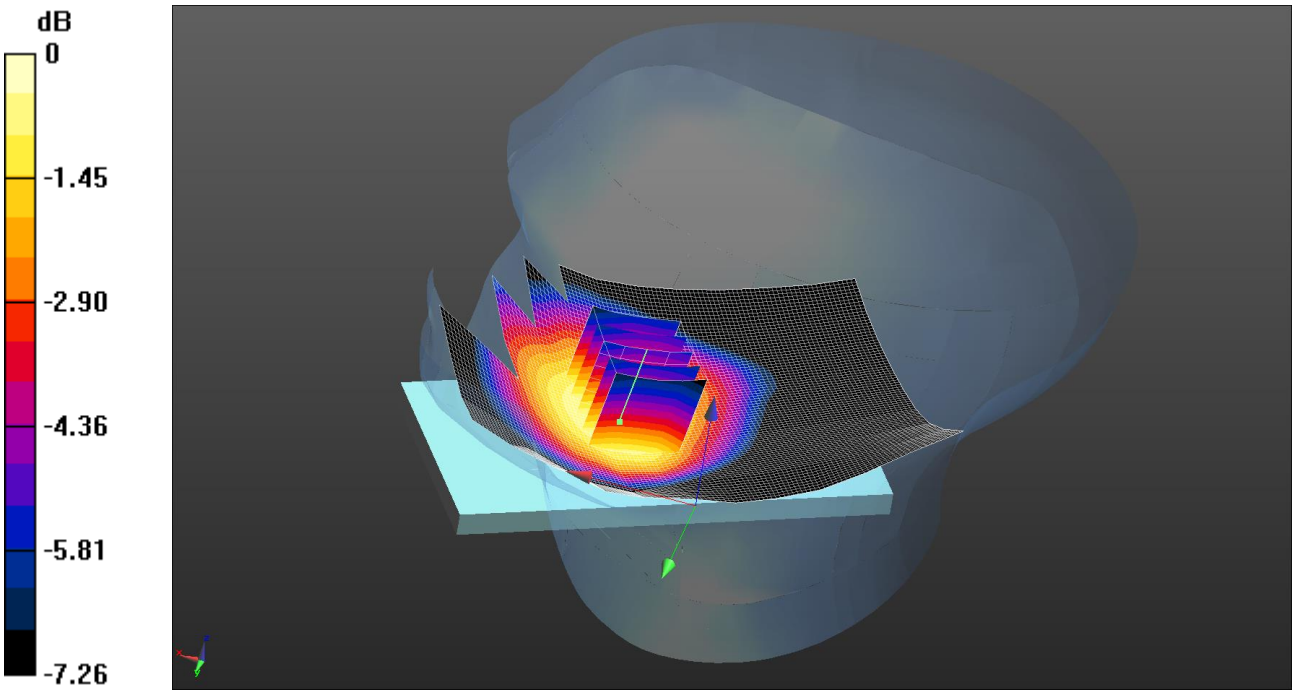

0 dB = 0.162 W/kg = -7.90 dBW/kg

Communication System: UID 0, LTE Bands - 10MHz Channel BW (0); Frequency: 710 MHz;Duty Cycle: 1:1
Medium: 750 MHz HSL Medium parameters used (interpolated): f = 710 MHz; σ = 0.831 S/m; ε_r = 42.033; ρ = 1000 kg/m^3
Phantom section: Right Section
DASY4 Configuration:
- Probe: ES3DV3 - SN3304; ConvF(6.4, 6.4, 6.4); Calibrated: 2/9/2013;
- Sensor-Surface: 4mm (Mechanical Surface Detection)
- Electronics: DAE4 Sn1438; Calibrated: 12/5/2014
- Phantom: SAM (30deg probe tilt) with CRP v5.0; Type: QD000P40CD; Serial: TP:1836
- ; SEMCAD X Version 14.6.10 (7331)

Configuration/Touch Right Mid/Area Scan (81x131x1): Interpolated grid: dx=1.500 mm, dy=1.500 mm
Maximum value of SAR (interpolated) = 0.157 W/kg
Configuration/Touch Right Mid/Zoom Scan (5x5x7) (5x5x7)/Cube 0: Measurement grid: dx=8mm, dy=8mm, dz=5mm
Reference Value = 9.656 V/m; Power Drift = 0.02 dB
Peak SAR (extrapolated) = 0.188 W/kg
SAR(1 g) = 0.155 W/kg; SAR(10 g) = 0.122 W/kg
Maximum value of SAR (measured) = 0.162 W/kg

This report shall not be reproduced except in full, without the written approval of UL Verification Services Ltd.

160: Tilt Right LTE Band 17 1RB-High CH23790
Date: 2/7/2014

DUT: Sony, Type: FCC ID: PY7PM-0804

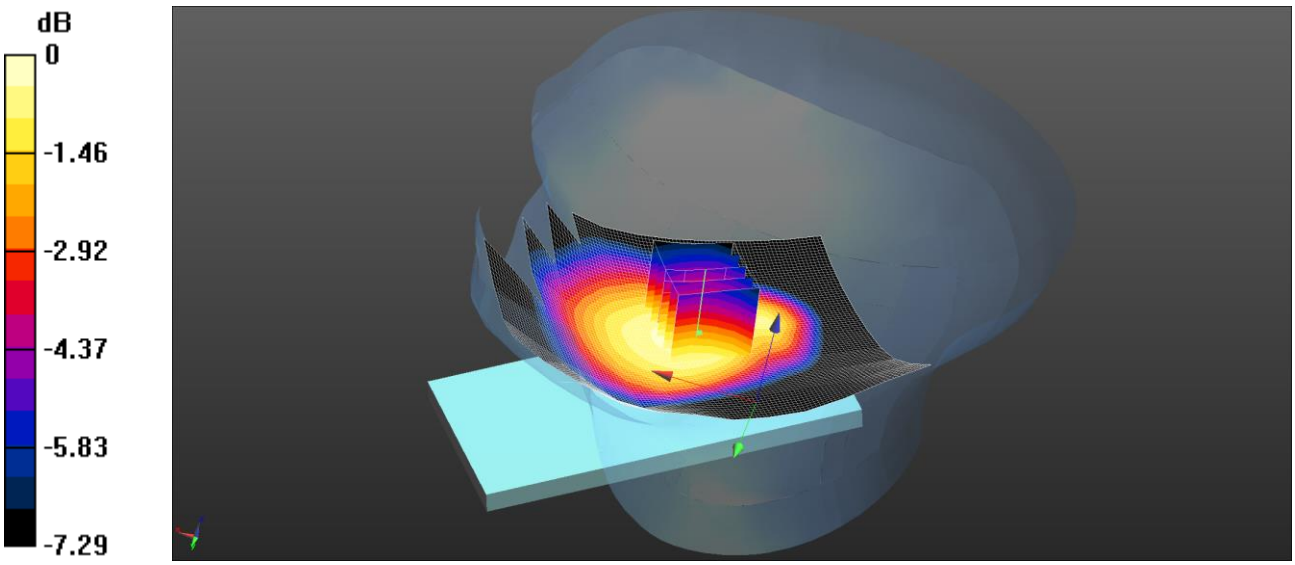

0 dB = 0.142 W/kg = -8.48 dBW/kg

Communication System: UID 0, LTE Bands - 10MHz Channel BW (0); Frequency: 710 MHz;Duty Cycle: 1:1
Medium: 750 MHz HSL Medium parameters used (interpolated): f = 710 MHz; σ = 0.831 S/m; ε_r = 42.033; ρ = 1000 kg/m^3
Phantom section: Right Section
DASY4 Configuration:
- Probe: ES3DV3 - SN3304; ConvF(6.4, 6.4, 6.4); Calibrated: 2/9/2013;
- Sensor-Surface: 4mm (Mechanical Surface Detection)
- Electronics: DAE4 Sn1438; Calibrated: 12/5/2014
- Phantom: SAM (30deg probe tilt) with CRP v5.0; Type: QD000P40CD; Serial: TP:1836
- ; SEMCAD X Version 14.6.10 (7331)

Configuration/Tilt Right Mid/Area Scan (81x131x1): Interpolated grid: dx=1.500 mm, dy=1.500 mm
Maximum value of SAR (interpolated) = 0.138 W/kg
Configuration/Tilt Right Mid/Zoom Scan (5x5x7) 2 (5x5x7)/Cube 0: Measurement grid: dx=8mm, dy=8mm, dz=5mm
Reference Value = 12.92 V/m; Power Drift = 0.07 dB
Peak SAR (extrapolated) = 0.157 W/kg
SAR(1 g) = 0.136 W/kg; SAR(10 g) = 0.108 W/kg.
Maximum value of SAR (measured) = 0.142 W/kg

This report shall not be reproduced except in full, without the written approval of UL Verification Services Ltd.

161: Tilt Right LTE Band 17 50%RB-High CH23790
Date: 3/7/2014
DUT: Sony, Type: FCC ID: PY7PM-0804

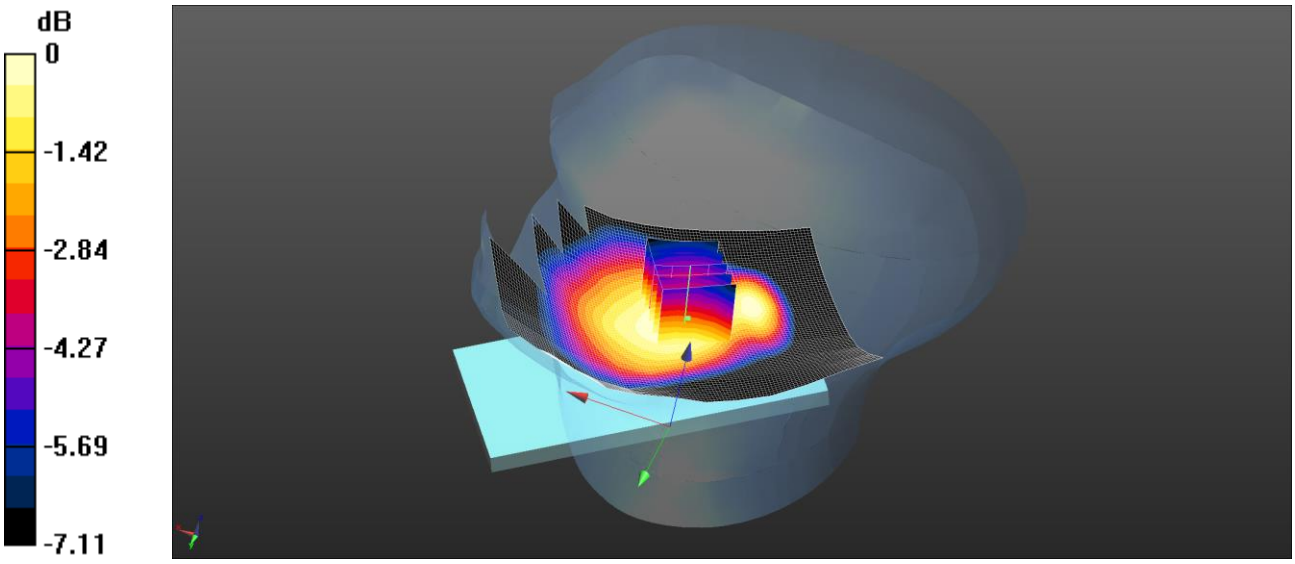

0 dB = 0.0806 W/kg = -10.94 dBW/kg

Communication System: UID 0, LTE Bands - 10MHz Channel BW (0); Frequency: 710 MHz;Duty Cycle: 1:1
Medium: 750 MHz HSL Medium parameters used (interpolated): f = 710 MHz; σ = 0.831 S/m; ε_r = 42.033; ρ = 1000 kg/m^3
Phantom section: Right Section
DASY4 Configuration:
- Probe: ES3DV3 - SN3304; ConvF(6.4, 6.4, 6.4); Calibrated: 2/9/2013;
- Sensor-Surface: 4mm (Mechanical Surface Detection)
- Electronics: DAE4 Sn1438; Calibrated: 12/5/2014
- Phantom: SAM (30deg probe tilt) with CRP v5.0; Type: QD000P40CD; Serial: TP:1836
- ; SEMCAD X Version 14.6.10 (7331)

Configuration/Tilt Right Mid/Area Scan (81x131x1): Interpolated grid: dx=1.500 mm, dy=1.500 mm
Maximum value of SAR (interpolated) = 0.0845 W/kg
Configuration/Tilt Right Mid/Zoom Scan (5x5x7) 2 (5x5x7)/Cube 0: Measurement grid: dx=8mm, dy=8mm, dz=5mm
Reference Value = 6.336 V/m; Power Drift = -0.03 dB
Peak SAR (extrapolated) = 0.0910 W/kg
SAR(1 g) = 0.078 W/kg; SAR(10 g) = 0.063 W/kg
Maximum value of SAR (measured) = 0.0806 W/kg

Note: SAR level measured is very low as equivalent to noise floor.

This report shall not be reproduced except in full, without the written approval of UL Verification Services Ltd.

162: Front of EUT Facing Phantom LTE Band 17 1 RB High CH23790
Date: 4/7/2014
DUT: Sony, Type: FCC ID: PY7PM-0804

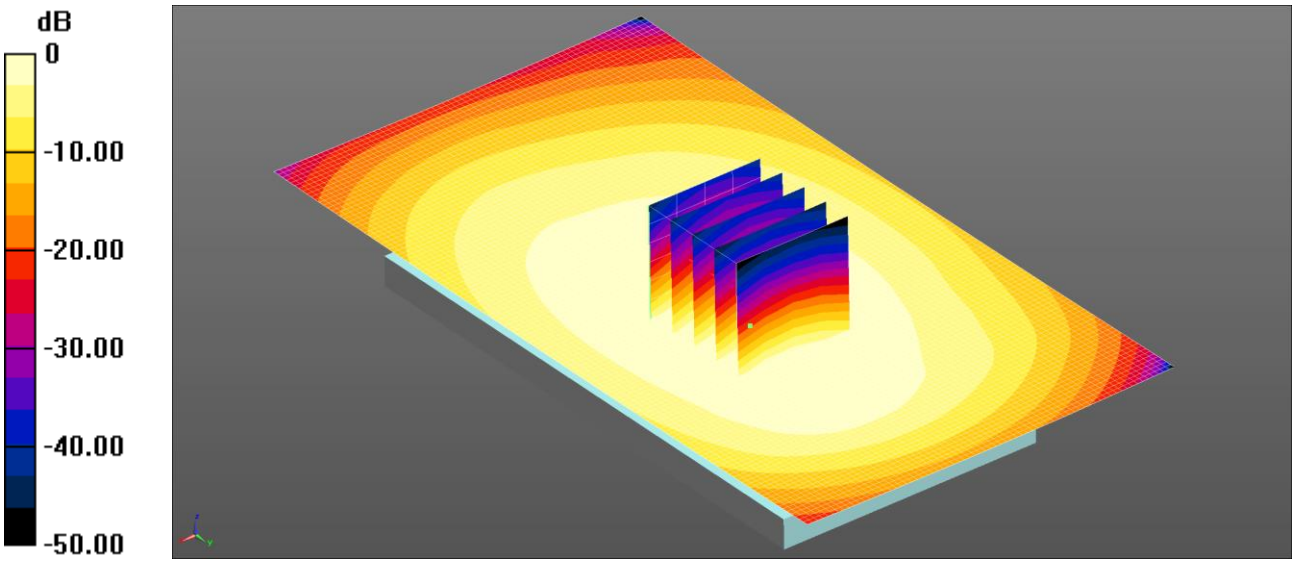

0 dB = 0.245 W/kg = -6.11 dBW/kg

Communication System: UID 0, LTE Bands - 10MHz Channel BW (0); Frequency: 710 MHz;Duty Cycle: 1:1
Medium: 900 MHz MSL Medium parameters used (interpolated): f = 710 MHz; σ = 0.959 S/m; ε_r = 54.559; ρ = 1000 kg/m^3
Phantom section: Flat Section
DASY4 Configuration:
- Probe: ES3DV3 - SN3304; ConvF(6.07, 6.07, 6.07); Calibrated: 2/9/2013;
- Sensor-Surface: 4mm (Mechanical Surface Detection)
- Electronics: DAE4 Sn1438; Calibrated: 12/5/2014
- Phantom: ELI v5.0 (30deg probe tilt); Type: QDOVA002AA; Serial: TP:xxxx
- ; SEMCAD X Version 14.6.10 (7331)

Configuration/Front of EUT Facing Phantom - Middle/Area Scan (71x131x1): Interpolated grid: dx=1.500 mm, dy=1.500 mm
Maximum value of SAR (interpolated) = 0.245 W/kg

Configuration/Front of EUT Facing Phantom - Middle/Zoom Scan (5x5x7) (5x5x7)/Cube 0: Measurement grid: dx=8mm, dy=8mm, dz=5mm
Reference Value = 14.74 V/m; Power Drift = 0.11 dB
Peak SAR (extrapolated) = 0.282 W/kg
SAR(1 g) = 0.232 W/kg; SAR(10 g) = 0.181 W/kg
Maximum value of SAR (measured) = 0.242 W/kg

This report shall not be reproduced except in full, without the written approval of UL Verification Services Ltd.

163: Front of EUT Facing Phantom LTE Band 17 50% RB High CH23790
Date: 4/7/2014
DUT: Sony, Type: FCC ID: PY7PM-0804

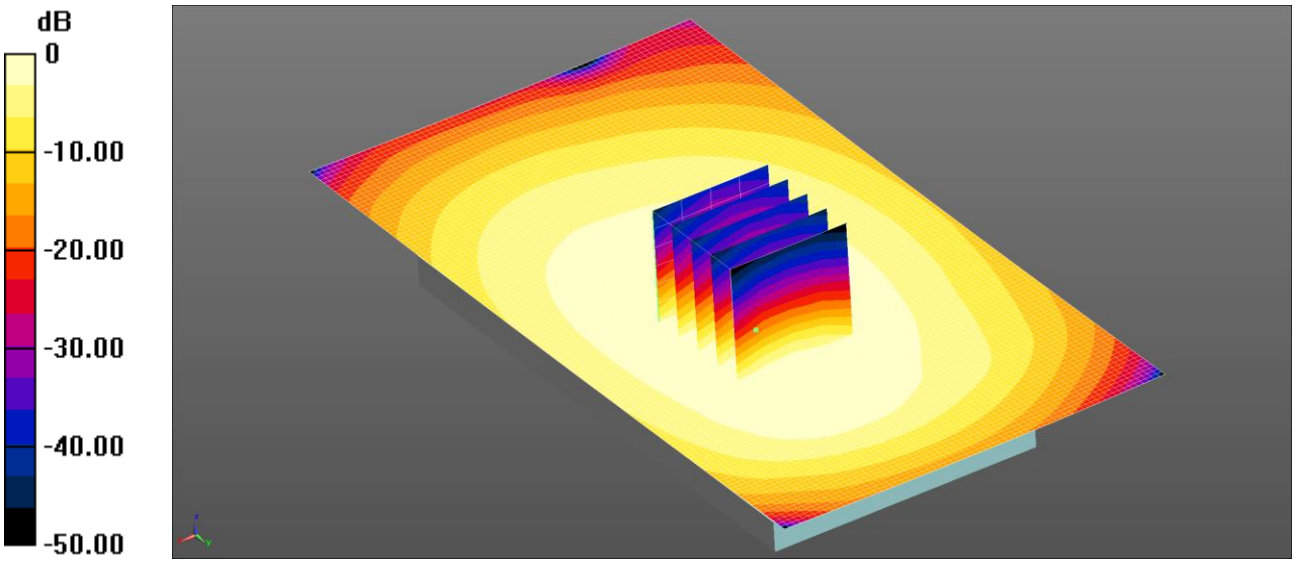

0 dB = 0.195 W/kg = -7.09 dBW/kg

Communication System: UID 0, LTE Bands - 10MHz Channel BW (0); Frequency: 710 MHz;Duty Cycle: 1:1
Medium: 900 MHz MSL Medium parameters used (interpolated): f = 710 MHz; σ = 0.959 S/m; ε_r = 54.559; ρ = 1000 kg/m^3
Phantom section: Flat Section
DASY4 Configuration:
- Probe: ES3DV3 - SN3304; ConvF(6.07, 6.07, 6.07); Calibrated: 2/9/2013;
- Sensor-Surface: 4mm (Mechanical Surface Detection)
- Electronics: DAE4 Sn1438; Calibrated: 12/5/2014
- Phantom: ELI v5.0 (30deg probe tilt); Type: QDOVA002AA; Serial: TP:xxxx
- ; SEMCAD X Version 14.6.10 (7331)

Configuration/Front of EUT Facing Phantom - Middle/Area Scan (71x131x1): Interpolated grid: dx=1.500 mm, dy=1.500 mm
Maximum value of SAR (interpolated) = 0.195 W/kg

Configuration/Front of EUT Facing Phantom - Middle/Zoom Scan (5x5x7) (5x5x7)/Cube 0: Measurement grid: dx=8mm, dy=8mm, dz=5mm
Reference Value = 13.31 V/m; Power Drift = -0.01 dB
Peak SAR (extrapolated) = 0.233 W/kg
SAR(1 g) = 0.187 W/kg; SAR(10 g) = 0.145 W/kg
Maximum value of SAR (measured) = 0.196 W/kg

This report shall not be reproduced except in full, without the written approval of UL Verification Services Ltd.

164: Back of EUT Facing Phantom LTE Band 17 1 RB High CH23790
Date: 4/7/2014
DUT: Sony, Type: FCC ID: PY7PM-0804

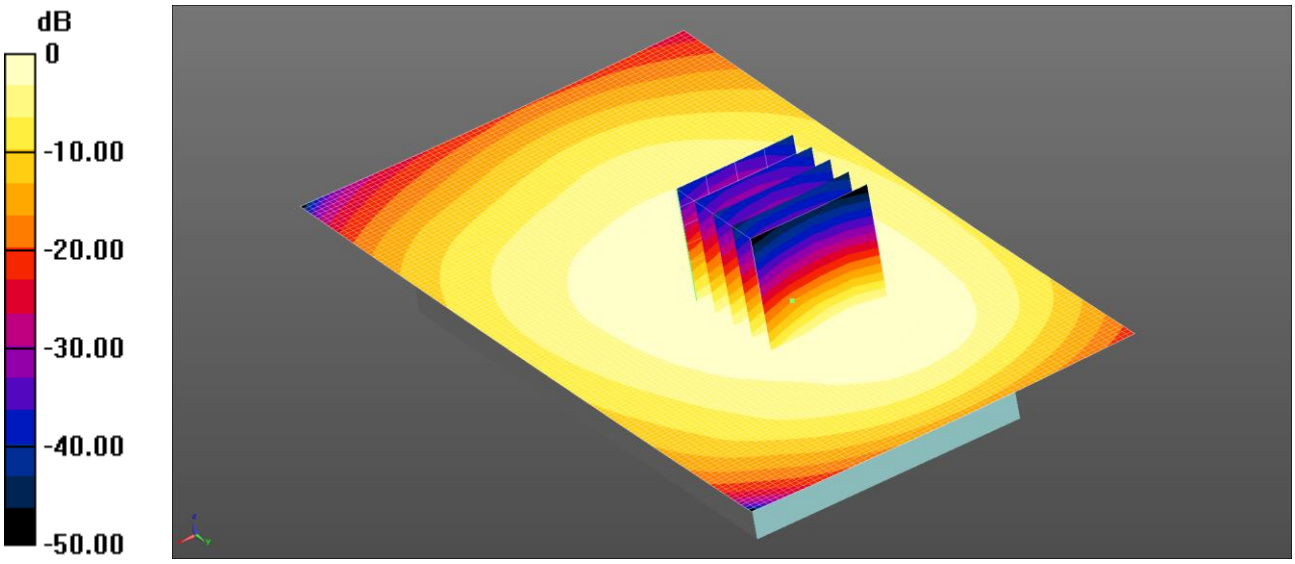

0 dB = 0.262 W/kg = -5.81 dBW/kg

Communication System: UID 0, LTE Bands - 10MHz Channel BW (0); Frequency: 710 MHz;Duty Cycle: 1:1
Medium: 900 MHz MSL Medium parameters used (interpolated): f = 710 MHz; σ = 0.959 S/m; ε_r = 54.559; ρ = 1000 kg/m^3
Phantom section: Flat Section
DASY4 Configuration:
- Probe: ES3DV3 - SN3304; ConvF(6.07, 6.07, 6.07); Calibrated: 2/9/2013;
- Sensor-Surface: 4mm (Mechanical Surface Detection)
- Electronics: DAE4 Sn1438; Calibrated: 12/5/2014
- Phantom: ELI v5.0 (30deg probe tilt); Type: QDOVA002AA; Serial: TP:xxxx
- ; SEMCAD X Version 14.6.10 (7331)

Configuration/Back of EUT Facing Phantom - Middle/Area Scan (71x131x1): Interpolated grid: dx=1.500 mm, dy=1.500 mm
Maximum value of SAR (interpolated) = 0.262 W/kg

Configuration/Back of EUT Facing Phantom - Middle/Zoom Scan (5x5x7) 2 (5x5x7)/Cube 0: Measurement grid: dx=8mm, dy=8mm, dz=5mm
Reference Value = 15.36 V/m; Power Drift = 0.05 dB
Peak SAR (extrapolated) = 0.305 W/kg
SAR(1 g) = 0.252 W/kg; SAR(10 g) = 0.195 W/kg
Maximum value of SAR (measured) = 0.266 W/kg

This report shall not be reproduced except in full, without the written approval of UL Verification Services Ltd.

165: Back of EUT Facing Phantom LTE Band 17 50% RB High CH23790
Date: 4/7/2014
DUT: Sony, Type: FCC ID: PY7PM-0804

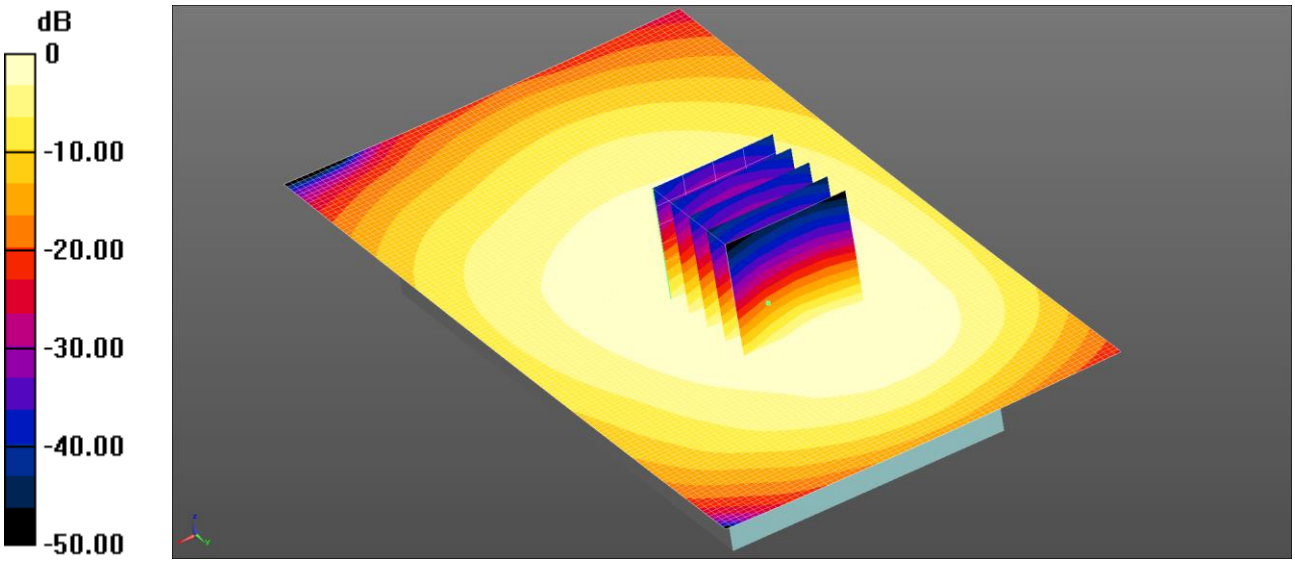

0 dB = 0.206 W/kg = -6.86 dBW/kg

Communication System: UID 0, LTE Bands - 10MHz Channel BW (0); Frequency: 710 MHz;Duty Cycle: 1:1
Medium: 900 MHz MSL Medium parameters used (interpolated): f = 710 MHz; σ = 0.959 S/m; ε_r = 54.559; ρ = 1000 kg/m^3
Phantom section: Flat Section
DASY4 Configuration:
- Probe: ES3DV3 - SN3304; ConvF(6.07, 6.07, 6.07); Calibrated: 2/9/2013;
- Sensor-Surface: 4mm (Mechanical Surface Detection)
- Electronics: DAE4 Sn1438; Calibrated: 12/5/2014
- Phantom: ELI v5.0 (30deg probe tilt); Type: QDOVA002AA; Serial: TP:xxxx
- ; SEMCAD X Version 14.6.10 (7331)

Configuration/Back of EUT Facing Phantom - Middle/Area Scan (71x131x1): Interpolated grid: dx=1.500 mm, dy=1.500 mm
Maximum value of SAR (interpolated) = 0.206 W/kg

Configuration/Back of EUT Facing Phantom - Middle/Zoom Scan (5x5x7) 2 (5x5x7)/Cube 0: Measurement grid: dx=8mm, dy=8mm, dz=5mm
Reference Value = 13.82 V/m; Power Drift = -0.10 dB
Peak SAR (extrapolated) = 0.245 W/kg
SAR(1 g) = 0.201 W/kg; SAR(10 g) = 0.155 W/kg
Maximum value of SAR (measured) = 0.210 W/kg

This report shall not be reproduced except in full, without the written approval of UL Verification Services Ltd.

166: Left Hand Side of EUT Facing Phantom LTE Band 17 1 RB High CH23790
Date: 4/7/2014
DUT: Sony, Type: FCC ID: PY7PM-0804

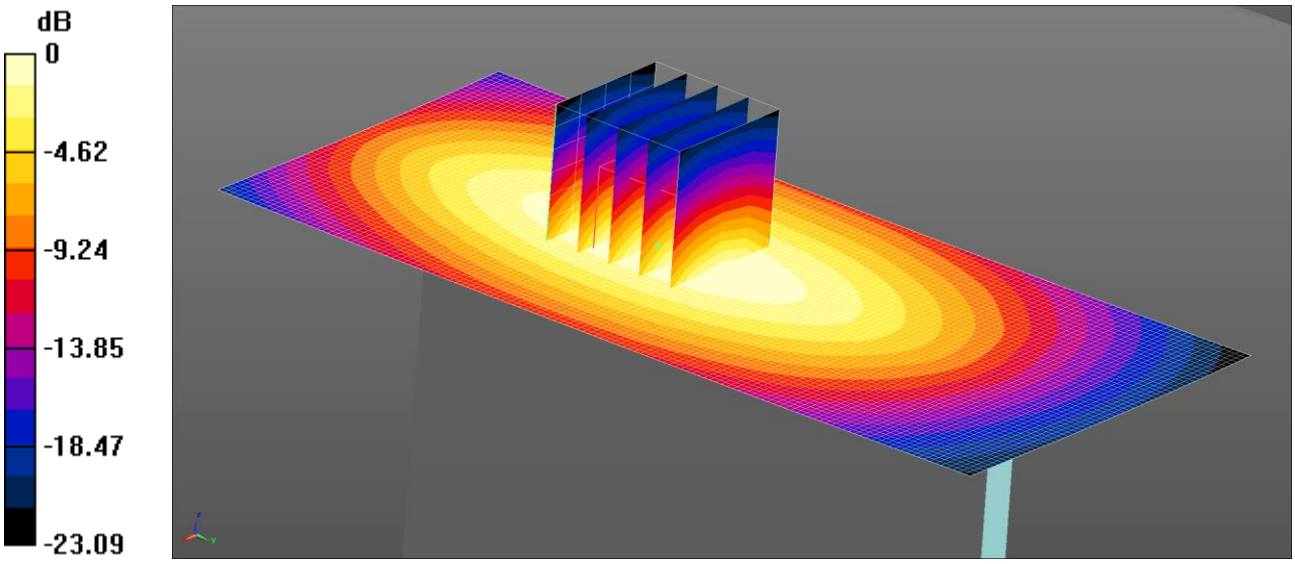

0 dB = 0.195 W/kg = -7.09 dBW/kg

Communication System: UID 0, LTE Bands - 10MHz Channel BW (0); Frequency: 710 MHz;Duty Cycle: 1:1
Medium: 900 MHz MSL Medium parameters used (interpolated): f = 710 MHz; σ = 0.959 S/m; ε_r = 54.559; ρ = 1000 kg/m^3
Phantom section: Flat Section
DASY4 Configuration:
- Probe: ES3DV3 - SN3304; ConvF(6.07, 6.07, 6.07); Calibrated: 2/9/2013;
- Sensor-Surface: 4mm (Mechanical Surface Detection)
- Electronics: DAE4 Sn1438; Calibrated: 12/5/2014
- Phantom: ELI v5.0 (30deg probe tilt); Type: QDOVA002AA; Serial: TP:xxxx
- ; SEMCAD X Version 14.6.10 (7331)

Configuration/Left Hand Side of EUT Facing Phantom - Middle/Area Scan (61x131x1): Interpolated grid: dx=1.500 mm, dy=1.500 mm
Maximum value of SAR (interpolated) = 0.195 W/kg

Configuration/Left Hand Side of EUT Facing Phantom - Middle/Zoom Scan (5x5x7) (5x5x7)/Cube 0: Measurement grid: dx=8mm, dy=8mm, dz=5mm
Reference Value = 14.23 V/m; Power Drift = -0.04 dB
Peak SAR (extrapolated) = 0.247 W/kg
SAR(1 g) = 0.180 W/kg; SAR(10 g) = 0.125 W/kg
Maximum value of SAR (measured) = 0.193 W/kg

This report shall not be reproduced except in full, without the written approval of UL Verification Services Ltd.

167: Left Hand Side of EUT Facing Phantom LTE Band 17 50% RB High CH23790
Date: 4/7/2014
DUT: Sony, Type: FCC ID: PY7PM-0804

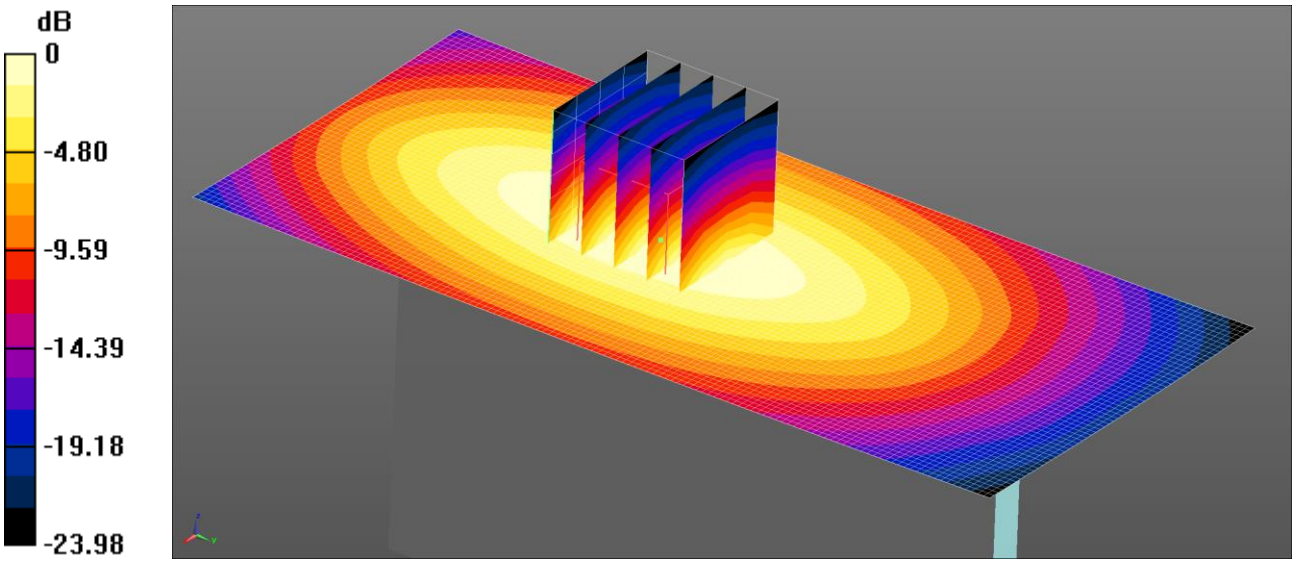

0 dB = 0.156 W/kg = -8.07 dBW/kg

Communication System: UID 0, LTE Bands - 10MHz Channel BW (0); Frequency: 710 MHz;Duty Cycle: 1:1
Medium: 900 MHz MSL Medium parameters used (interpolated): f = 710 MHz; σ = 0.959 S/m; ε_r = 54.559; ρ = 1000 kg/m^3
Phantom section: Flat Section
DASY4 Configuration:
- Probe: ES3DV3 - SN3304; ConvF(6.07, 6.07, 6.07); Calibrated: 2/9/2013;
- Sensor-Surface: 4mm (Mechanical Surface Detection)
- Electronics: DAE4 Sn1438; Calibrated: 12/5/2014
- Phantom: ELI v5.0 (30deg probe tilt); Type: QDOVA002AA; Serial: TP:xxxx
- ; SEMCAD X Version 14.6.10 (7331)

Configuration/Left Hand Side of EUT Facing Phantom - Middle/Area Scan (61x131x1): Interpolated grid: dx=1.500 mm, dy=1.500 mm
Maximum value of SAR (interpolated) = 0.156 W/kg

Configuration/Left Hand Side of EUT Facing Phantom - Middle/Zoom Scan (5x5x7) (5x5x7)/Cube 0: Measurement grid: dx=8mm, dy=8mm, dz=5mm
Reference Value = 12.65 V/m; Power Drift = 0.11 dB
Peak SAR (extrapolated) = 0.195 W/kg
SAR(1 g) = 0.145 W/kg; SAR(10 g) = 0.101 W/kg
Maximum value of SAR (measured) = 0.157 W/kg

This report shall not be reproduced except in full, without the written approval of UL Verification Services Ltd.

168: Right Hand Side of EUT Facing Phantom LTE Band 17 1 RB High CH23790
Date: 4/7/2014
DUT: Sony, Type: FCC ID: PY7PM-0804

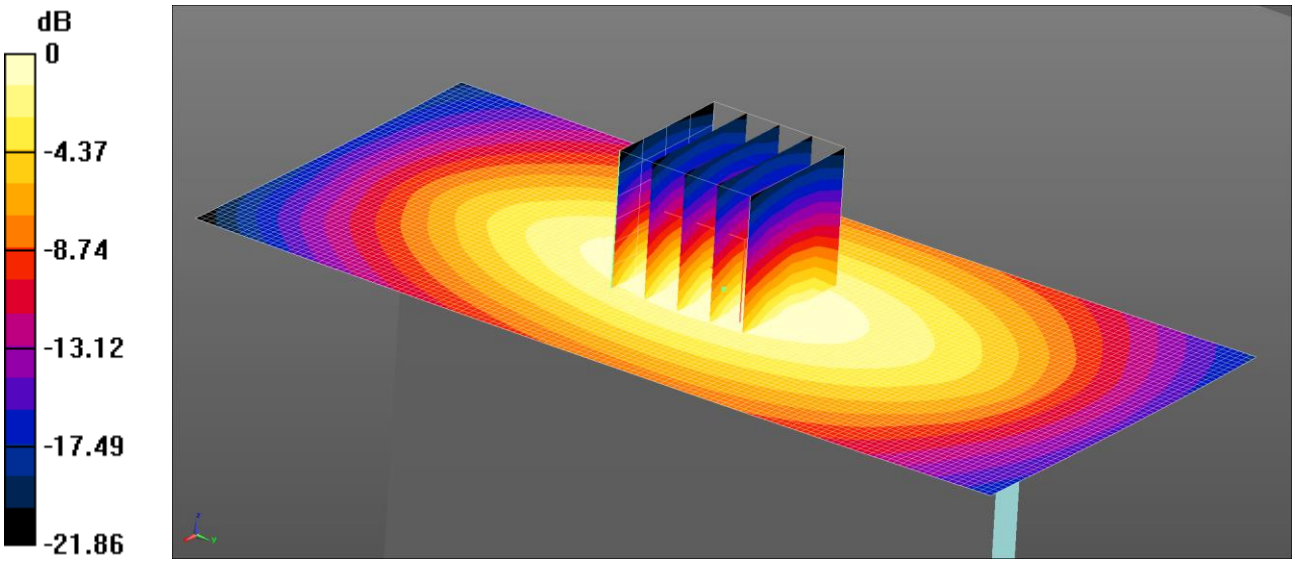

0 dB = 0.141 W/kg = -8.50 dBW/kg

Communication System: UID 0, LTE Bands - 10MHz Channel BW (0); Frequency: 710 MHz;Duty Cycle: 1:1
Medium: 900 MHz MSL Medium parameters used (interpolated): f = 710 MHz; σ = 0.959 S/m; ε_r = 54.559; ρ = 1000 kg/m^3
Phantom section: Flat Section
DASY4 Configuration:
- Probe: ES3DV3 - SN3304; ConvF(6.07, 6.07, 6.07); Calibrated: 2/9/2013;
- Sensor-Surface: 4mm (Mechanical Surface Detection)
- Electronics: DAE4 Sn1438; Calibrated: 12/5/2014
- Phantom: ELI v5.0 (30deg probe tilt); Type: QDOVA002AA; Serial: TP:xxxx
- ; SEMCAD X Version 14.6.10 (7331)

Configuration/Right Hand Side of EUT Facing Phantom - Middle/Area Scan (61x131x1): Interpolated grid: dx=1.500 mm, dy=1.500 mm
Maximum value of SAR (interpolated) = 0.141 W/kg

Configuration/Right Hand Side of EUT Facing Phantom - Middle/Zoom Scan (5x5x7) (5x5x7)/Cube 0: Measurement grid: dx=8mm, dy=8mm, dz=5mm
Reference Value = 12.30 V/m; Power Drift = -0.05 dB
Peak SAR (extrapolated) = 0.180 W/kg
SAR(1 g) = 0.133 W/kg; SAR(10 g) = 0.094 W/kg
Maximum value of SAR (measured) = 0.141 W/kg

This report shall not be reproduced except in full, without the written approval of UL Verification Services Ltd.

169: Right Hand Side of EUT Facing Phantom LTE Band 17 50% RB High CH23790
Date: 4/7/2014
DUT: Sony, Type: FCC ID: PY7PM-0804

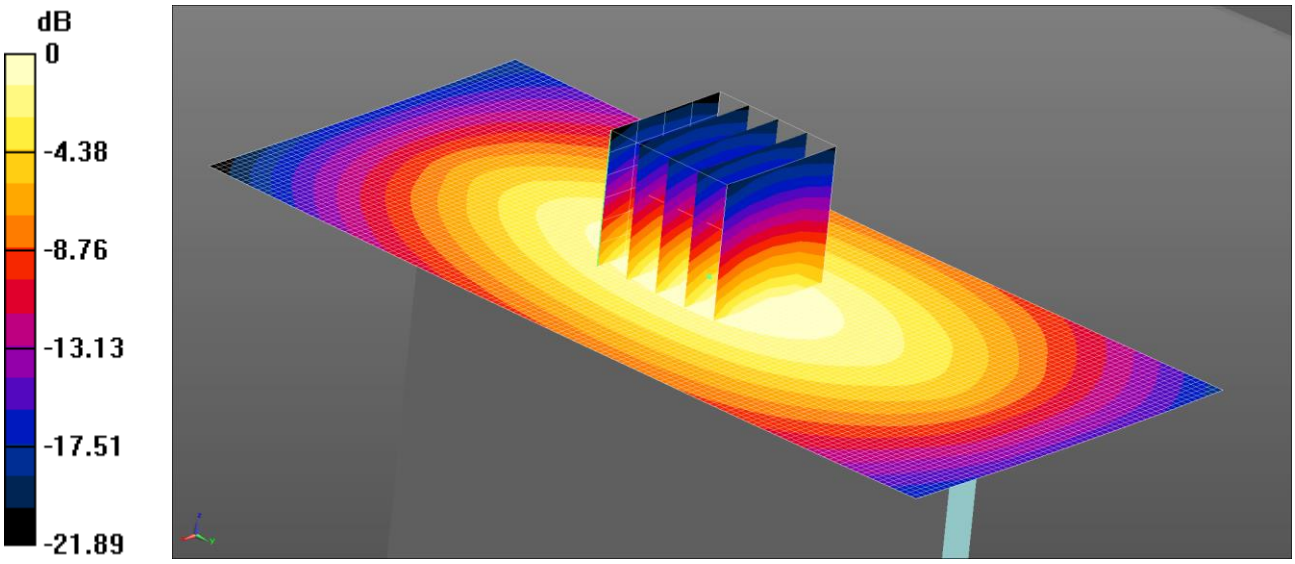

0 dB = 0.121 W/kg = -9.18 dBW/kg

Communication System: UID 0, LTE Bands - 10MHz Channel BW (0); Frequency: 710 MHz;Duty Cycle: 1:1
Medium: 900 MHz MSL Medium parameters used (interpolated): f = 710 MHz; σ = 0.959 S/m; ε_r = 54.559; ρ = 1000 kg/m^3
Phantom section: Flat Section
DASY4 Configuration:
- Probe: ES3DV3 - SN3304; ConvF(6.07, 6.07, 6.07); Calibrated: 2/9/2013;
- Sensor-Surface: 4mm (Mechanical Surface Detection)
- Electronics: DAE4 Sn1438; Calibrated: 12/5/2014
- Phantom: ELI v5.0 (30deg probe tilt); Type: QDOVA002AA; Serial: TP:xxxx
- ; SEMCAD X Version 14.6.10 (7331)

Configuration/Right Hand Side of EUT Facing Phantom - Middle/Area Scan (61x131x1): Interpolated grid: dx=1.500 mm, dy=1.500 mm
Maximum value of SAR (interpolated) = 0.121 W/kg

Configuration/Right Hand Side of EUT Facing Phantom - Middle/Zoom Scan (5x5x7) (5x5x7)/Cube 0: Measurement grid: dx=8mm, dy=8mm, dz=5mm
Reference Value = 11.04 V/m; Power Drift = 0.06 dB
Peak SAR (extrapolated) = 0.148 W/kg
SAR(1 g) = 0.110 W/kg; SAR(10 g) = 0.077 W/kg
Maximum value of SAR (measured) = 0.118 W/kg

This report shall not be reproduced except in full, without the written approval of UL Verification Services Ltd.

170: Bottom of EUT Facing Phantom LTE Band 17 1 RB High CH23790
Date: 4/7/2014
DUT: Sony, Type: FCC ID: PY7PM-0804

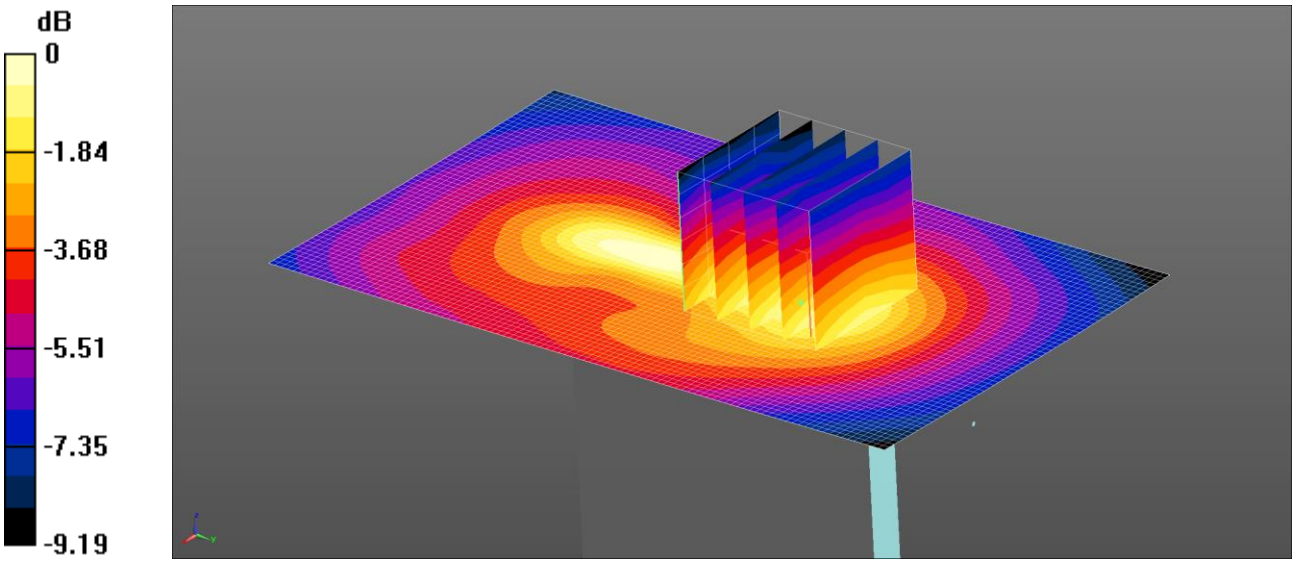

0 dB = 0.0291 W/kg = -15.36 dBW/kg

Communication System: UID 0, LTE Bands - 10MHz Channel BW (0); Frequency: 710 MHz;Duty Cycle: 1:1
Medium: 900 MHz MSL Medium parameters used (interpolated): f = 710 MHz; σ = 0.959 S/m; ε_r = 54.559; ρ = 1000 kg/m^3
Phantom section: Flat Section
DASY4 Configuration:
- Probe: ES3DV3 - SN3304; ConvF(6.07, 6.07, 6.07); Calibrated: 2/9/2013;
- Sensor-Surface: 4mm (Mechanical Surface Detection)
- Electronics: DAE4 Sn1438; Calibrated: 12/5/2014
- Phantom: ELI v5.0 (30deg probe tilt); Type: QDOVA002AA; Serial: TP:xxxx
- ; SEMCAD X Version 14.6.10 (7331)

Configuration/Bottom of EUT Facing Phantom - Middle/Area Scan (61x101x1): Interpolated grid: dx=1.500 mm, dy=1.500 mm
Maximum value of SAR (interpolated) = 0.0291 W/kg

Configuration/Bottom of EUT Facing Phantom - Middle/Zoom Scan (5x5x7) (5x5x7)/Cube 0: Measurement grid: dx=8mm, dy=8mm, dz=5mm
Reference Value = 5.408 V/m; Power Drift = 0.17 dB
Peak SAR (extrapolated) = 0.0460 W/kg
SAR(1 g) = 0.026 W/kg; SAR(10 g) = 0.016 W/kg
Maximum value of SAR (measured) = 0.0284 W/kg

This report shall not be reproduced except in full, without the written approval of UL Verification Services Ltd.

171: Bottom of EUT Facing Phantom LTE Band 17 50% RB High CH23790
Date: 4/7/2014
DUT: Sony, Type: FCC ID: PY7PM-0804

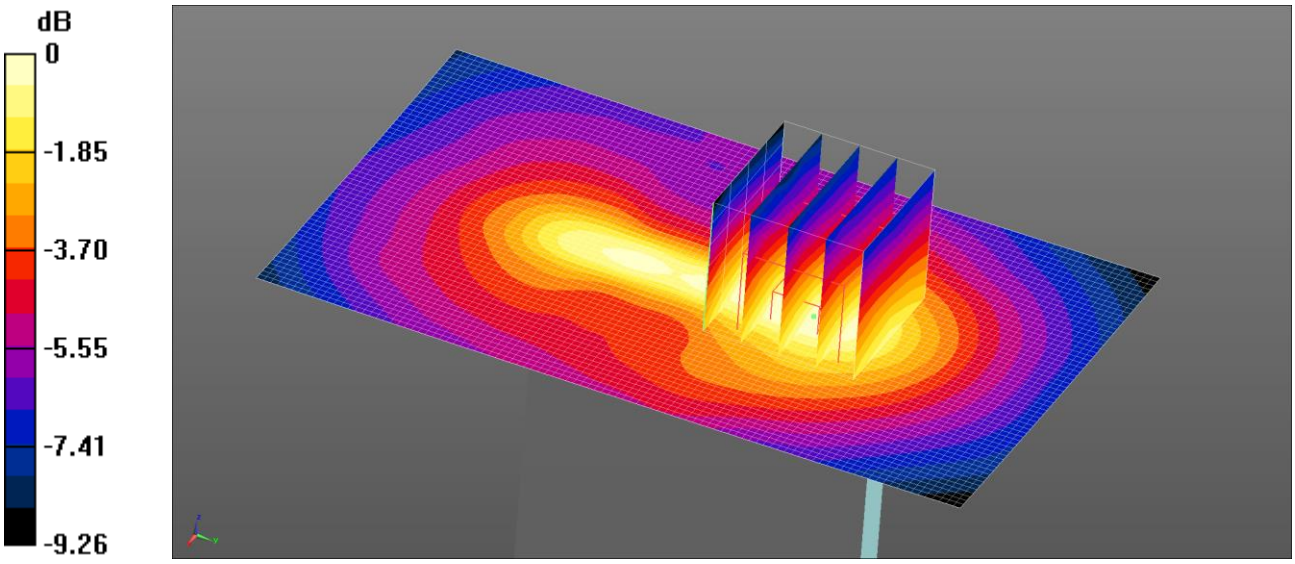

0 dB = 0.0247 W/kg = -16.08 dBW/kg

Communication System: UID 0, LTE Bands - 10MHz Channel BW (0); Frequency: 710 MHz;Duty Cycle: 1:1
Medium: 900 MHz MSL Medium parameters used (interpolated): f = 710 MHz; σ = 0.959 S/m; ε_r = 54.559; ρ = 1000 kg/m^3
Phantom section: Flat Section
DASY4 Configuration:
- Probe: ES3DV3 - SN3304; ConvF(6.07, 6.07, 6.07); Calibrated: 2/9/2013;
- Sensor-Surface: 4mm (Mechanical Surface Detection)
- Electronics: DAE4 Sn1438; Calibrated: 12/5/2014
- Phantom: ELI v5.0 (30deg probe tilt); Type: QDOVA002AA; Serial: TP:xxxx
- ; SEMCAD X Version 14.6.10 (7331)

Configuration/Bottom of EUT Facing Phantom - Middle/Area Scan (61x101x1): Interpolated grid: dx=1.500 mm, dy=1.500 mm
Maximum value of SAR (interpolated) = 0.0247 W/kg

Configuration/Bottom of EUT Facing Phantom - Middle/Zoom Scan (5x5x7) (5x5x7)/Cube 0: Measurement grid: dx=8mm, dy=8mm, dz=5mm
Reference Value = 4.993 V/m; Power Drift = -0.15 dB
Peak SAR (extrapolated) = 0.0350 W/kg
SAR(1 g) = 0.021 W/kg; SAR(10 g) = 0.013 W/kg
Maximum value of SAR (measured) = 0.0233 W/kg

Note: SAR level measured is very low as equivalent to noise floor.

This report shall not be reproduced except in full, without the written approval of UL Verification Services Ltd.

172: Touch Left Wi-Fi 802.11b 1Mbps CH6
Date: 30/06/2014
DUT: Sony, Type: FCC ID: PY7PM-0804



0 dB = 0.106 W/kg = -9.75 dBW/kg

Communication System: UID 0, WLAN 802.11 (0); Frequency: 2437 MHz;Duty Cycle: 1:1
Medium: 2450 MHz HSL Medium parameters used (interpolated): f = 2437 MHz; σ = 1.794 S/m; ε_r = 39.889; ρ = 1000 kg/m^3
Phantom section: Left Section
DASY4 Configuration:
- Probe: EX3DV4 - SN3994; ConvF(7.34, 7.34, 7.34); Calibrated: 07/05/2014;
- Sensor-Surface: 4mm (Mechanical Surface Detection)
- Electronics: DAE3 Sn431; Calibrated: 18/11/2013
- Phantom: SAM (30deg probe tilt) with CRP v5.0; Type: QD000P40CD; Serial: TP:xxxx
- ; SEMCAD X Version 14.6.10 (7164)

Configuration/Touch Left - Middle 2 2/Area Scan (101x151x1): Interpolated grid: dx=1.200 mm, dy=1.200 mm
Maximum value of SAR (interpolated) = 0.256 W/kg
Configuration/Touch Left - Middle 2 2/Zoom Scan (7x7x7) (7x7x7)/Cube 0: Measurement grid: dx=5mm, dy=5mm, dz=5mm
Reference Value = 7.481 V/m; Power Drift = 0.09 dB
Peak SAR (extrapolated) = 0.200 W/kg
SAR(1 g) = 0.090 W/kg; SAR(10 g) = 0.050 W/kg
Maximum value of SAR (measured) = 0.106 W/kg

Note: SAR level measured is very low as equivalent to noise floor.

This report shall not be reproduced except in full, without the written approval of UL Verification Services Ltd.

173: Tilt Left Wi-Fi 802.11b 1Mbps CH6
Date: 30/06/2014
DUT: Sony, Type: FCC ID: PY7PM-0804

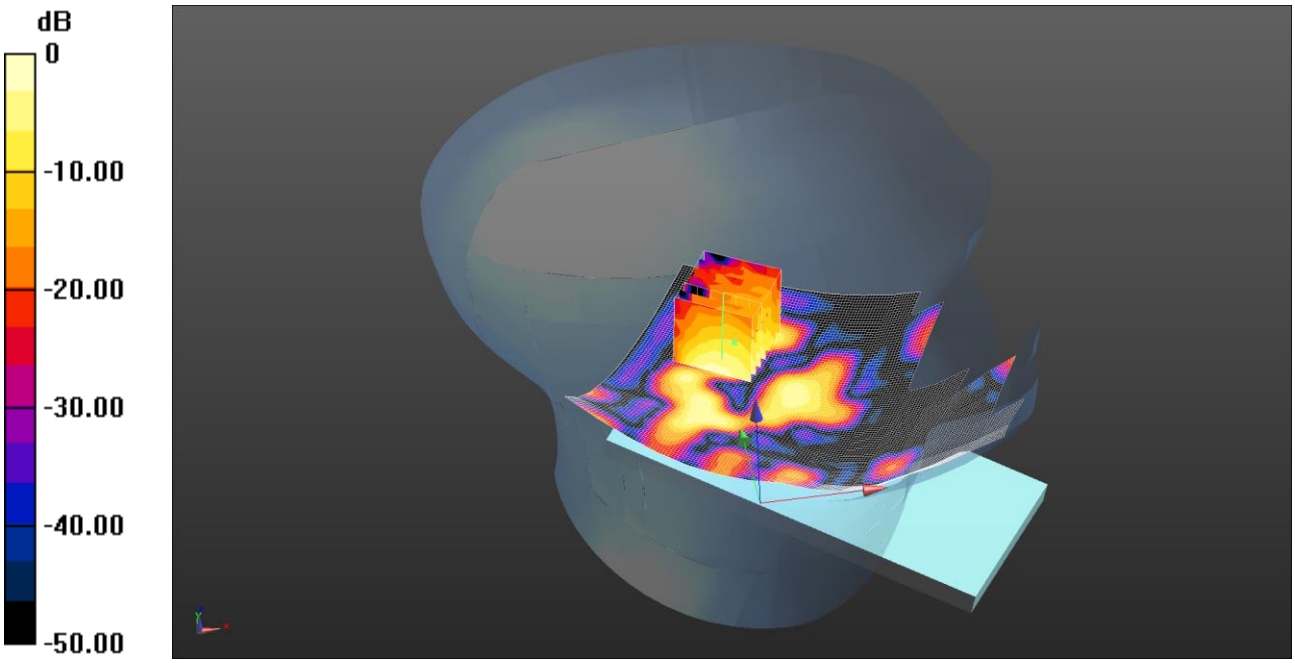

0 dB = 0.114 W/kg = -9.43 dBW/kg

Communication System: UID 0, WLAN 802.11 (0); Frequency: 2437 MHz;Duty Cycle: 1:1
Medium: 2450 MHz HSL Medium parameters used (interpolated): f = 2437 MHz; σ = 1.794 S/m; ε_r = 39.889; ρ = 1000 kg/m^3
Phantom section: Left Section
DASY4 Configuration:
- Probe: EX3DV4 - SN3994; ConvF(7.34, 7.34, 7.34); Calibrated: 07/05/2014;
- Sensor-Surface: 4mm (Mechanical Surface Detection)
- Electronics: DAE3 Sn431; Calibrated: 18/11/2013
- Phantom: SAM (30deg probe tilt) with CRP v5.0; Type: QD000P40CD; Serial: TP:xxxx
- ; SEMCAD X Version 14.6.10 (7164)

Configuration/Tilt Left - Middle 2 2/Area Scan (101x151x1): Interpolated grid: dx=1.200 mm, dy=1.200 mm
Maximum value of SAR (interpolated) = 0.135 W/kg
Configuration/Tilt Left - Middle 2 2/Zoom Scan (7x7x7) 2 (7x7x7)/Cube 0: Measurement grid: dx=5mm, dy=5mm, dz=5mm
Reference Value = 7.473 V/m; Power Drift = 0.68 dB
Peak SAR (extrapolated) = 0.168 W/kg
SAR(1 g) = 0.097 W/kg; SAR(10 g) = 0.040 W/kg
Maximum value of SAR (measured) = 0.114 W/kg

Note: SAR level measured is very low as equivalent to noise floor.

This report shall not be reproduced except in full, without the written approval of UL Verification Services Ltd.

174: Touch Right Wi-Fi 802.11b 1Mbps CH6
Date: 30/06/2014
DUT: Sony, Type: FCC ID: PY7PM-0804



0 dB = 0.390 W/kg = -4.09 dBW/kg

Communication System: UID 0, WLAN 802.11 (0); Frequency: 2437 MHz;Duty Cycle: 1:1
Medium: 2450 MHz HSL Medium parameters used (interpolated): f = 2437 MHz; σ = 1.794 S/m; ε_r = 39.889; ρ = 1000 kg/m^3
Phantom section: Right Section
DASY4 Configuration:
- Probe: EX3DV4 - SN3994; ConvF(7.34, 7.34, 7.34); Calibrated: 07/05/2014;
- Sensor-Surface: 4mm (Mechanical Surface Detection)
- Electronics: DAE3 Sn431; Calibrated: 18/11/2013
- Phantom: SAM (30deg probe tilt) with CRP v5.0; Type: QD000P40CD; Serial: TP:xxxx
- ; SEMCAD X Version 14.6.10 (7164)

Configuration/Touch Right - Middle/Area Scan (101x151x1): Interpolated grid: dx=1.200 mm, dy=1.200 mm
Maximum value of SAR (interpolated) = 0.568 W/kg
Configuration/Touch Right - Middle/Zoom Scan (7x7x7) 2 (7x7x7)/Cube 0: Measurement grid: dx=5mm, dy=5mm, dz=5mm
Reference Value = 10.058 V/m; Power Drift = 0.43 dB
Peak SAR (extrapolated) = 0.558 W/kg
SAR(1 g) = 0.303 W/kg; SAR(10 g) = 0.145 W/kg
Maximum value of SAR (measured) = 0.390 W/kg

This report shall not be reproduced except in full, without the written approval of UL Verification Services Ltd.

175: Tilt Right Wi-Fi 802.11b 1Mbps CH6
Date: 30/06/2014
DUT: Sony, Type: FCC ID: PY7PM-0804

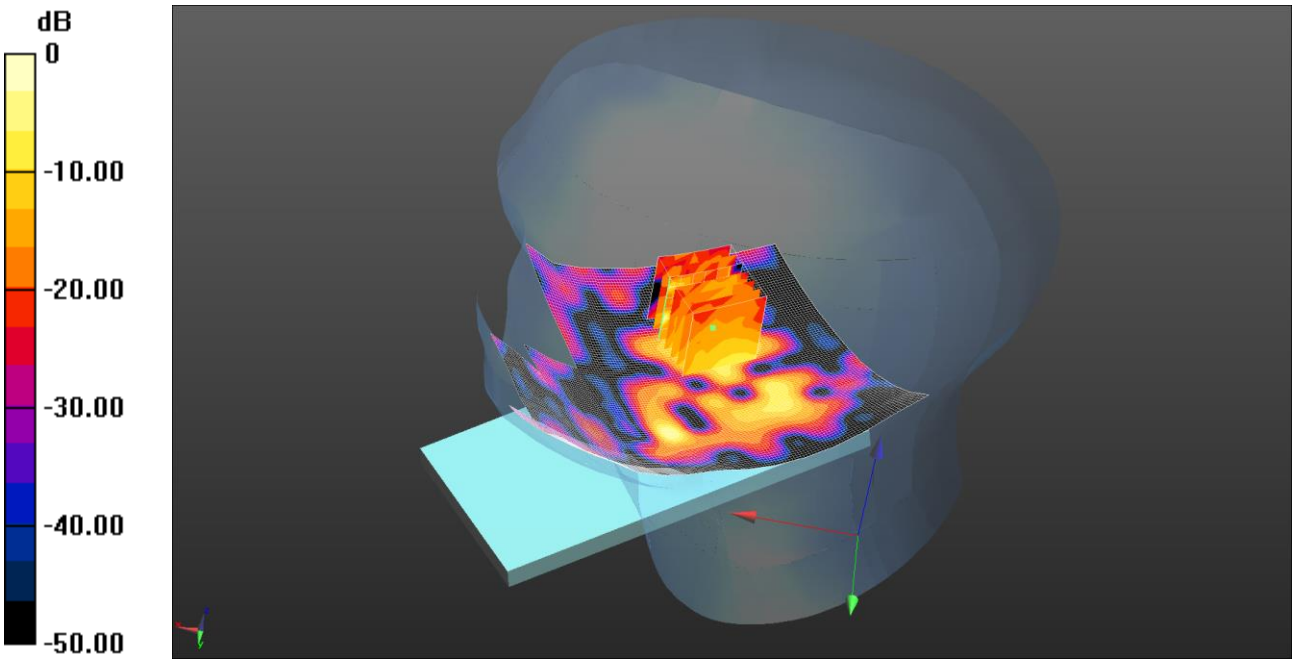

0 dB = 0.405 W/kg = -3.93 dBW/kg

Communication System: UID 0, WLAN 802.11 (0); Frequency: 2437 MHz;Duty Cycle: 1:1
Medium: 2450 MHz HSL Medium parameters used (interpolated): f = 2437 MHz; σ = 1.794 S/m; ε_r = 39.889; ρ = 1000 kg/m^3
Phantom section: Right Section
DASY4 Configuration:
- Probe: EX3DV4 - SN3994; ConvF(7.34, 7.34, 7.34); Calibrated: 07/05/2014;
- Sensor-Surface: 4mm (Mechanical Surface Detection)
- Electronics: DAE3 Sn431; Calibrated: 18/11/2013
- Phantom: SAM (30deg probe tilt) with CRP v5.0; Type: QD000P40CD; Serial: TP:xxxx
- ; SEMCAD X Version 14.6.10 (7164)

Configuration/Tilt Right - Middle 2/Area Scan (101x151x1): Interpolated grid: dx=1.200 mm, dy=1.200 mm
Maximum value of SAR (interpolated) = 0.377 W/kg
Configuration/Tilt Right - Middle 2/Zoom Scan (7x7x7) (7x7x7)/Cube 0: Measurement grid: dx=5mm, dy=5mm, dz=5mm
Reference Value = 5.744 V/m; Power Drift = 1.10 dB
Peak SAR (extrapolated) = 0.485 W/kg
SAR(1 g) = 0.158 W/kg; SAR(10 g) = 0.064 W/kg
Maximum value of SAR (measured) = 0.405 W/kg

This report shall not be reproduced except in full, without the written approval of UL Verification Services Ltd.

176: Front Of EUT Facing Phantom Wi-Fi 802.11b 1Mbps CH6
Date 30/06/2014
DUT: Sony, Type: FCC ID: PY7PM-0804

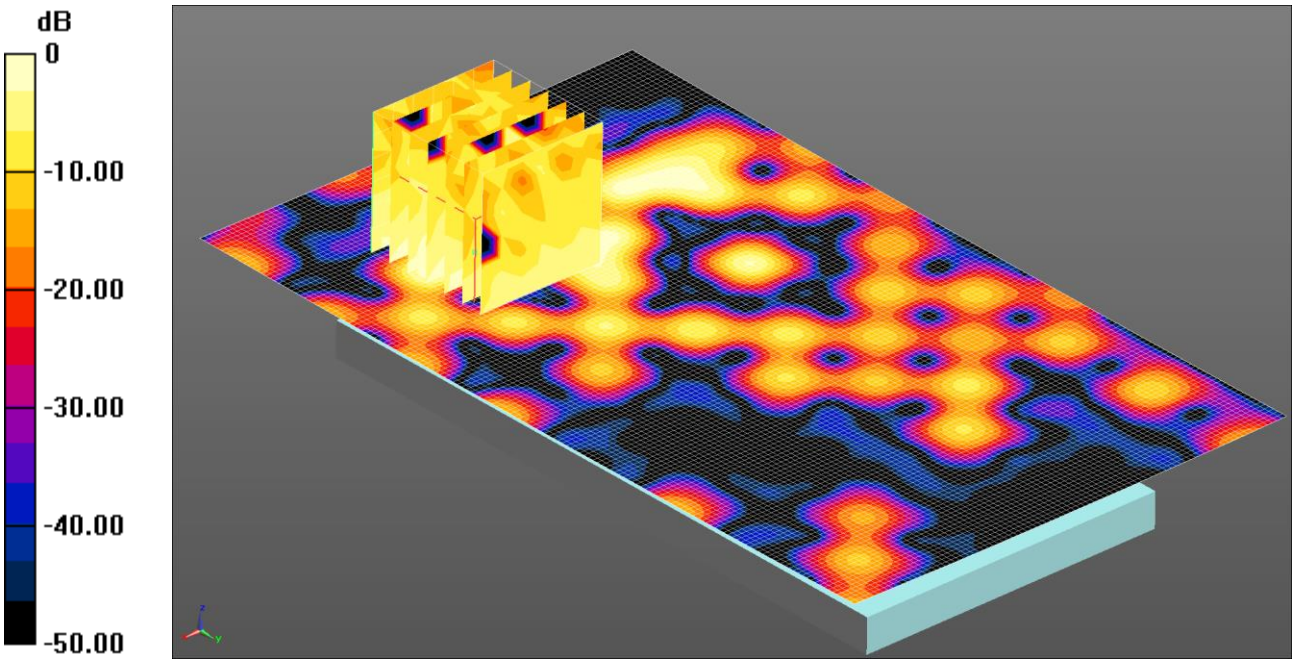

0 dB = 0.0519 W/kg = -12.85 dBW/kg

Communication System: UID 0, WLAN 802.11 (0); Frequency: 2437 MHz;Duty Cycle: 1:1
Medium: 2450MHz MSL Medium parameters used (interpolated): f = 2437 MHz; σ = 2.025 S/m; ε_r = 50.817; ρ = 1000 kg/m^3
Phantom section: Flat Section
DASY4 Configuration:
- Probe: EX3DV4 - SN3994; ConvF(7.39, 7.39, 7.39); Calibrated: 07/05/2014;
- Sensor-Surface: 4mm (Mechanical Surface Detection)
- Electronics: DAE3 Sn431; Calibrated: 18/11/2013
- Phantom: ELI v5.0; Type: QDOVA002AA; Serial: TP:xxxx
- ; SEMCAD X Version 14.6.10 (7164)

Configuration/Front of EUT Facing Phantom Hotspot - Middle 2/Area Scan (91x151x1): Interpolated grid: dx=1.200 mm, dy=1.200 mm
Maximum value of SAR (interpolated) = 0.0519 W/kg
Configuration/Front of EUT Facing Phantom Hotspot - Middle 2/Zoom Scan (7x7x7) 2 (7x7x7)/Cube 0: Measurement grid: dx=5mm, dy=5mm, dz=5mm
Reference Value = 3.691 V/m; Power Drift = 0.06 dB
Peak SAR (extrapolated) = 0.0680 W/kg
SAR(1 g) = 0.027 W/kg; SAR(10 g) = 0.014 W/kg
Maximum value of SAR (measured) = 0.0564 W/kg

Note: SAR level measured is very low as equivalent to noise floor.

This report shall not be reproduced except in full, without the written approval of UL Verification Services Ltd.

177: Back Of EUT Facing Phantom Wi-Fi 802.11b 1Mbps CH6
Date: 30/06/2014
DUT: Sony, Type: FCC ID: PY7PM-0804

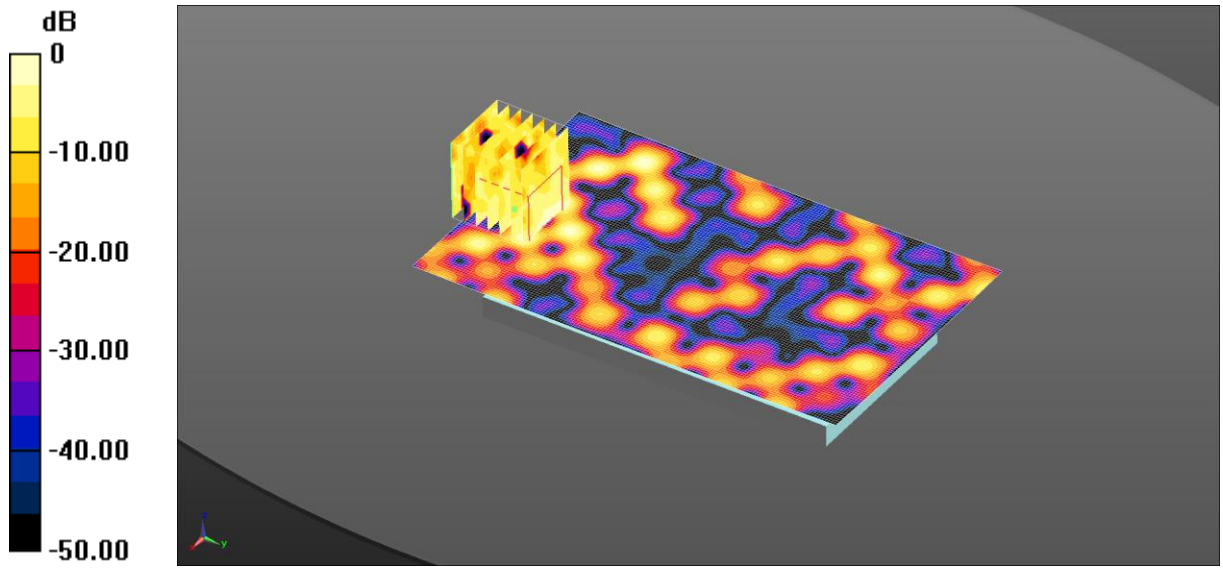

0 dB = 0.0176 W/kg = -17.54 dBW/kg

Communication System: UID 0, WLAN 802.11 (0); Frequency: 2437 MHz;Duty Cycle: 1:1
Medium: 2450MHz MSL Medium parameters used (interpolated): f = 2437 MHz; σ = 2.025 S/m; ε_r = 50.817; ρ = 1000 kg/m^3
Phantom section: Flat Section
DASY4 Configuration:
- Probe: EX3DV4 - SN3994; ConvF(7.39, 7.39, 7.39); Calibrated: 07/05/2014;
- Sensor-Surface: 4mm (Mechanical Surface Detection)
- Electronics: DAE3 Sn431; Calibrated: 18/11/2013
- Phantom: ELI v5.0; Type: QDOVA002AA; Serial: TP:xxxx
- ; SEMCAD X Version 14.6.10 (7164)

Configuration/Back of EUT Facing Phantom Hotspot - Middle 2/Area Scan (91x151x1): Interpolated grid: dx=1.200 mm, dy=1.200 mm

Maximum value of SAR (interpolated) = 0.0176 W/kg

Configuration/Back of EUT Facing Phantom Hotspot - Middle 2/Zoom Scan (7x7x7) (7x7x7)/Cube 0: Measurement grid: dx=5mm, dy=5mm, dz=5mm
Reference Value = 2.075 V/m; Power Drift = -1.87 dB
Peak SAR (extrapolated) = 0.0380 W/kg
SAR(1 g) = 0.011 W/kg; SAR(10 g) = 0.00491 W/kg

Maximum value of SAR (measured) = 0.0242 W/kg

Note: SAR level measured is very low as equivalent to noise floor.

This report shall not be reproduced except in full, without the written approval of UL Verification Services Ltd.

178: Left Of EUT Facing Phantom Wi-Fi 802.11b 1Mbps CH6
Date: 01/07/2014
DUT: Sony, Type: FCC ID: PY7PM-0804

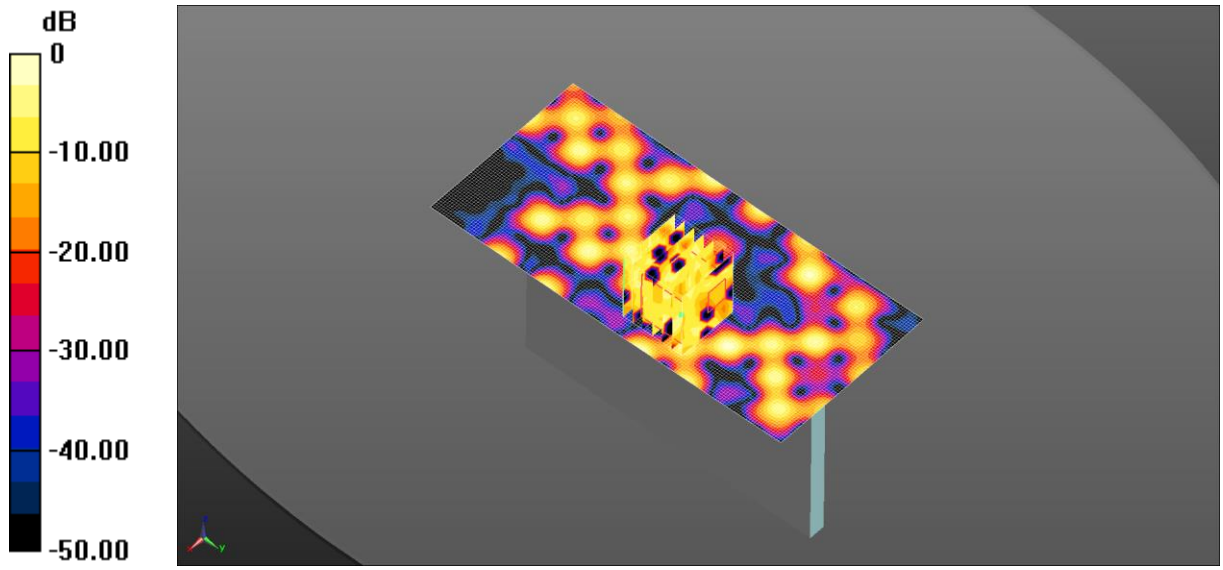

0 dB = 0.00704 W/kg = -21.53 dBW/kg

Communication System: UID 0, WLAN 802.11 (0); Frequency: 2437 MHz;Duty Cycle: 1:1
Medium: 2450MHz MSL Medium parameters used (interpolated): f = 2437 MHz; σ = 2.025 S/m; ε_r = 50.817; ρ = 1000 kg/m^3
Phantom section: Flat Section
DASY4 Configuration:
- Probe: EX3DV4 - SN3994; ConvF(7.39, 7.39, 7.39); Calibrated: 07/05/2014;
- Sensor-Surface: 4mm (Mechanical Surface Detection)
- Electronics: DAE3 Sn431; Calibrated: 18/11/2013
- Phantom: ELI v5.0; Type: QDOVA002AA; Serial: TP:xxxx
- ; SEMCAD X Version 14.6.10 (7164)

Configuration/Left of EUT Facing Phantom Hotspot - Middle/Area Scan (71x151x1): Interpolated grid: dx=1.200 mm, dy=1.200 mm

Maximum value of SAR (interpolated) = 0.00704 W/kg

Configuration/Left of EUT Facing Phantom Hotspot - Middle/Zoom Scan (7x7x7) (7x7x7)/Cube 0: Measurement grid: dx=5mm, dy=5mm, dz=5mm
Reference Value = 2.002 V/m; Power Drift = 0.00 dB
Peak SAR (extrapolated) = 0.0110 W/kg
SAR(1 g) = 0.000955 W/kg; SAR(10 g) = 0.000393 W/kg

Maximum value of SAR (measured) = 0.0152 W/kg

Note: SAR level measured is very low as equivalent to noise floor.

This report shall not be reproduced except in full, without the written approval of UL Verification Services Ltd.

179: Top Of EUT Facing Phantom Wi-Fi 802.11b 1Mbps CH6
Date: 01/07/2014
DUT: Sony, Type: FCC ID: PY7PM-0804



0 dB = 0.00608 W/kg = -22.16 dBW/kg

Communication System: UID 0, WLAN 802.11 (0); Frequency: 2437 MHz;Duty Cycle: 1:1
Medium: 2450MHz MSL Medium parameters used (interpolated): f = 2437 MHz; σ = 2.025 S/m; ε_r = 50.817; ρ = 1000 kg/m^3
Phantom section: Flat Section
DASY4 Configuration:
- Probe: EX3DV4 - SN3994; ConvF(7.39, 7.39, 7.39); Calibrated: 07/05/2014;
- Sensor-Surface: 4mm (Mechanical Surface Detection)
- Electronics: DAE3 Sn431; Calibrated: 18/11/2013
- Phantom: ELI v5.0; Type: QDOVA002AA; Serial: TP:xxxx
- ; SEMCAD X Version 14.6.10 (7164)

Configuration/Top of EUT Facing Phantom Hotspot - Middle/Area Scan (71x121x1): Interpolated grid: dx=1.200 mm, dy=1.200 mm

Maximum value of SAR (interpolated) = 0.00608 W/kg

Configuration/Top of EUT Facing Phantom Hotspot - Middle/Zoom Scan (7x7x7) (7x7x7)/Cube 0: Measurement grid: dx=5mm, dy=5mm, dz=5mm
Reference Value = 0.729 V/m; Power Drift = 6.40 dB
Peak SAR (extrapolated) = 0.0120 W/kg
SAR(1 g) = 0.00209 W/kg; SAR(10 g) = 0.000692 W/kg

Maximum value of SAR (measured) = 0.0106 W/kg

Note: SAR level measured is very low as equivalent to noise floor.

This report shall not be reproduced except in full, without the written approval of UL Verification Services Ltd.

180: Tilt Left WLAN 802.11a 6Mbps CH44
Date: 1/7/2014
DUT: Sony, Type: FCC ID: PY7PM-0804

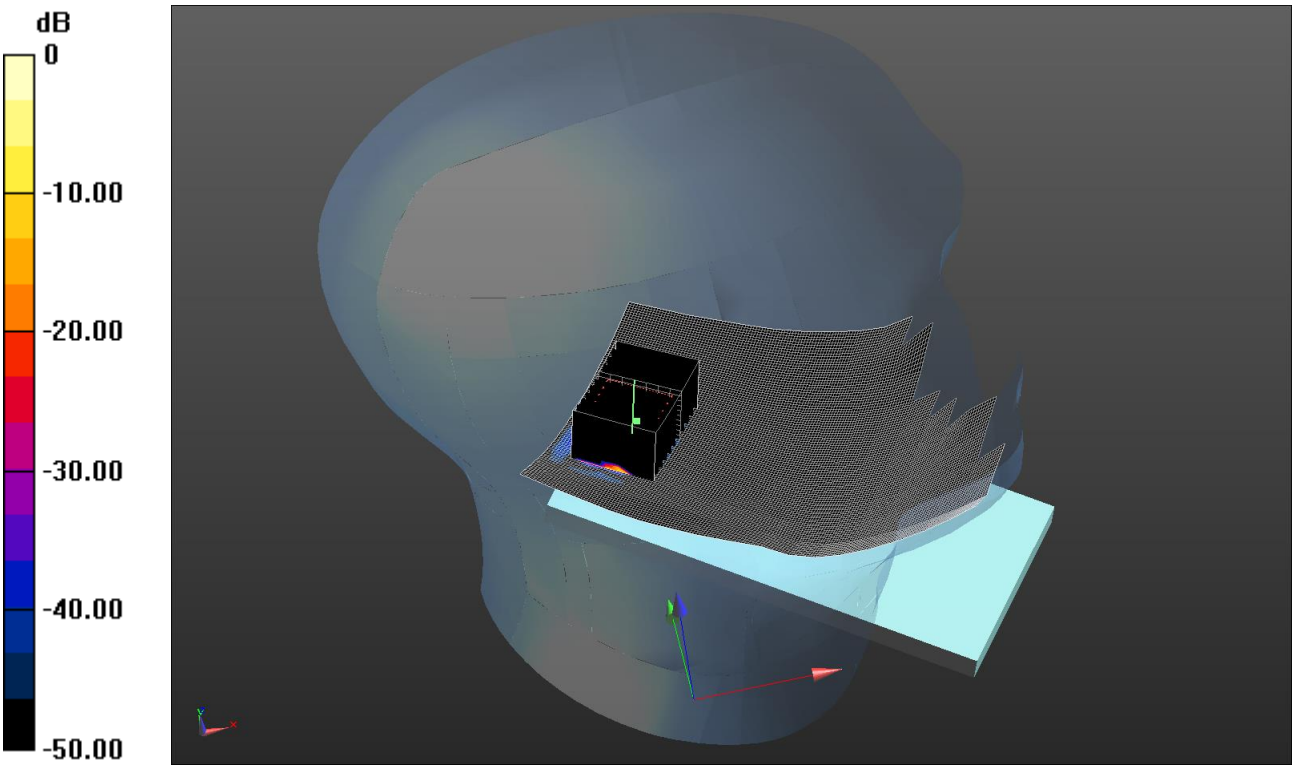

0 dB = 0.0354 W/kg = -14.51 dBW/kg

Communication System: UID 0, WLAN 802.11 (0); Frequency: 5220 MHz;Duty Cycle: 1:1
Medium: 5200/5500/5800 MHz HSL Medium parameters used (interpolated): f = 5220 MHz; σ = 4.725 S/m; ε_r = 36.283; ρ = 1000 kg/m^3
Phantom section: Left Section
DASY4 Configuration:
- Probe: EX3DV4 - SN3814; ConvF(5.07, 5.07, 5.07); Calibrated: 24/9/2013;
- Sensor-Surface: 4mm (Mechanical Surface Detection), Sensor-Surface: 2mm (Mechanical Surface Detection)
- Electronics: DAE4 Sn1438; Calibrated: 12/5/2014
- Phantom: SAM (30deg probe tilt) with CRP v5.0; Type: QD000P40CD; Serial: TP:1836
- ; SEMCAD X Version 14.6.10 (7331)

Configuration/Tilt Left - Middle/Area Scan 2 (101x161x1): Interpolated grid: dx=1.000 mm, dy=1.000 mm
Maximum value of SAR (interpolated) = 0.0116 W/kg
Configuration/Tilt Left - Middle/Zoom Scan (7x7x12) 2 (11x8x12)/Cube 0: Measurement grid: dx=4mm, dy=4mm, dz=2mm
Reference Value = 0 V/m; Power Drift = 0.00 dB
Peak SAR (extrapolated) = 0.240 W/kg
SAR(1 g) = 0.017 W/kg; SAR(10 g) = 0.00377 W/kg
Maximum value of SAR (measured) = 0.0354 W/kg

Note: SAR level measured is very low as equivalent to noise floor.

This report shall not be reproduced except in full, without the written approval of UL Verification Services Ltd.

181: Touch Right WLAN 802.11a 6Mbps CH44
Date: 1/7/2014
DUT: Sony, Type: FCC ID: PY7PM-0804



0 dB = 0.102 W/kg = -9.91 dBW/kg

Communication System: UID 0, WLAN 802.11 (0); Frequency: 5220 MHz;Duty Cycle: 1:1
Medium: 5200/5500/5800 MHz HSL Medium parameters used (interpolated): f = 5220 MHz; σ = 4.725 S/m; ε_r = 36.283; ρ = 1000 kg/m^3
Phantom section: Right Section
DASY4 Configuration:
- Probe: EX3DV4 - SN3814; ConvF(5.07, 5.07, 5.07); Calibrated: 24/9/2013;
- Sensor-Surface: 4mm (Mechanical Surface Detection), Sensor-Surface: 2mm (Mechanical Surface Detection)
- Electronics: DAE4 Sn1438; Calibrated: 12/5/2014
- Phantom: SAM (30deg probe tilt) with CRP v5.0; Type: QD000P40CD; Serial: TP:1836
- ; SEMCAD X Version 14.6.10 (7331)

Configuration/Touch Right - Middle/Area Scan 2 (101x171x1): Interpolated grid: dx=1.000 mm, dy=1.000 mm
Maximum value of SAR (interpolated) = 0.0430 W/kg
Configuration/Touch Right - Middle/Zoom Scan (7x7x12) 2 (8x8x12)/Cube 0: Measurement grid: dx=4mm, dy=4mm, dz=2mm
Reference Value = 2.321 V/m; Power Drift = -0.03 dB
Peak SAR (extrapolated) = 0.193 W/kg
SAR(1 g) = 0.033 W/kg; SAR(10 g) = 0.00929 W/kg
Maximum value of SAR (measured) = 0.102 W/kg

Note: SAR level measured is very low as equivalent to noise floor.

This report shall not be reproduced except in full, without the written approval of UL Verification Services Ltd.

182: Tilt Right WLAN 802.11a 6Mbps CH44
Date: 1/7/2014
DUT: Sony, Type: FCC ID: PY7PM-0804



0 dB = 0.0672 W/kg = -11.73 dBW/kg

Communication System: UID 0, WLAN 802.11 (0); Frequency: 5220 MHz;Duty Cycle: 1:1
Medium: 5200/5500/5800 MHz HSL Medium parameters used (interpolated): f = 5220 MHz; σ = 4.725 S/m; ε_r = 36.283; ρ = 1000 kg/m^3
Phantom section: Right Section
DASY4 Configuration:
- Probe: EX3DV4 - SN3814; ConvF(5.07, 5.07, 5.07); Calibrated: 24/9/2013;
- Sensor-Surface: 4mm (Mechanical Surface Detection), Sensor-Surface: 2mm (Mechanical Surface Detection)
- Electronics: DAE4 Sn1438; Calibrated: 12/5/2014
- Phantom: SAM (30deg probe tilt) with CRP v5.0; Type: QD000P40CD; Serial: TP:1836
- ; SEMCAD X Version 14.6.10 (7331)

Configuration/Tilt Right - Middle/Area Scan 2 (101x171x1): Interpolated grid: dx=1.000 mm, dy=1.000 mm
Maximum value of SAR (interpolated) = 0.0207 W/kg
Configuration/Tilt Right - Middle/Zoom Scan (7x7x12) 2 (8x8x12)/Cube 0: Measurement grid: dx=4mm, dy=4mm, dz=2mm
Reference Value = 1.506 V/m; Power Drift = -0.01 dB
Peak SAR (extrapolated) = 0.173 W/kg
SAR(1 g) = 0.021 W/kg; SAR(10 g) = 0.00477 W/kg
Maximum value of SAR (measured) = 0.0672 W/kg

Note: SAR level measured is very low as equivalent to noise floor.

This report shall not be reproduced except in full, without the written approval of UL Verification Services Ltd.

183: Touch Right WLAN 802.11a 6Mbps CH60
Date/Time: 1/7/2014
DUT: Sony, Type: FCC ID: PY7PM-0804



0 dB = 1.03 W/kg = 0.13 dBW/kg

Communication System: UID 0, WLAN 802.11 (0); Frequency: 5300 MHz;Duty Cycle: 1:1
Medium: 5200/5500/5800 MHz HSL Medium parameters used: f = 5300 MHz; σ = 4.792 S/m; ε_r = 36.185; ρ = 1000 kg/m^3
Phantom section: Right Section
DASY4 Configuration:
- Probe: EX3DV4 - SN3814; ConvF(4.86, 4.86, 4.86); Calibrated: 24/9/2013;
- Sensor-Surface: 4mm (Mechanical Surface Detection), Sensor-Surface: 2mm (Mechanical Surface Detection)
- Electronics: DAE4 Sn1438; Calibrated: 12/5/2014
- Phantom: SAM (30deg probe tilt) with CRP v5.0; Type: QD000P40CD; Serial: TP:1836
- ; SEMCAD X Version 14.6.10 (7331)

Configuration/Touch Right - Middle/Area Scan 2 (101x171x1): Interpolated grid: dx=1.000 mm, dy=1.000 mm
Maximum value of SAR (interpolated) = 0.654 W/kg

Configuration/Touch Right - Middle/Zoom Scan (7x7x12) 2 (8x8x12)/Cube 0: Measurement grid: dx=4mm, dy=4mm, dz=2mm
Reference Value = 9.505 V/m; Power Drift = 0.07 dB
Peak SAR (extrapolated) = 2.00 W/kg
SAR(1 g) = 0.473 W/kg; SAR(10 g) = 0.158 W/kg
Maximum value of SAR (measured) = 1.03 W/kg

This report shall not be reproduced except in full, without the written approval of UL Verification Services Ltd.

184: Touch Right WLAN 802.11a 6Mbps CH108
Date: 1/7/2014
DUT: Sony, Type: FCC ID: PY7PM-0804

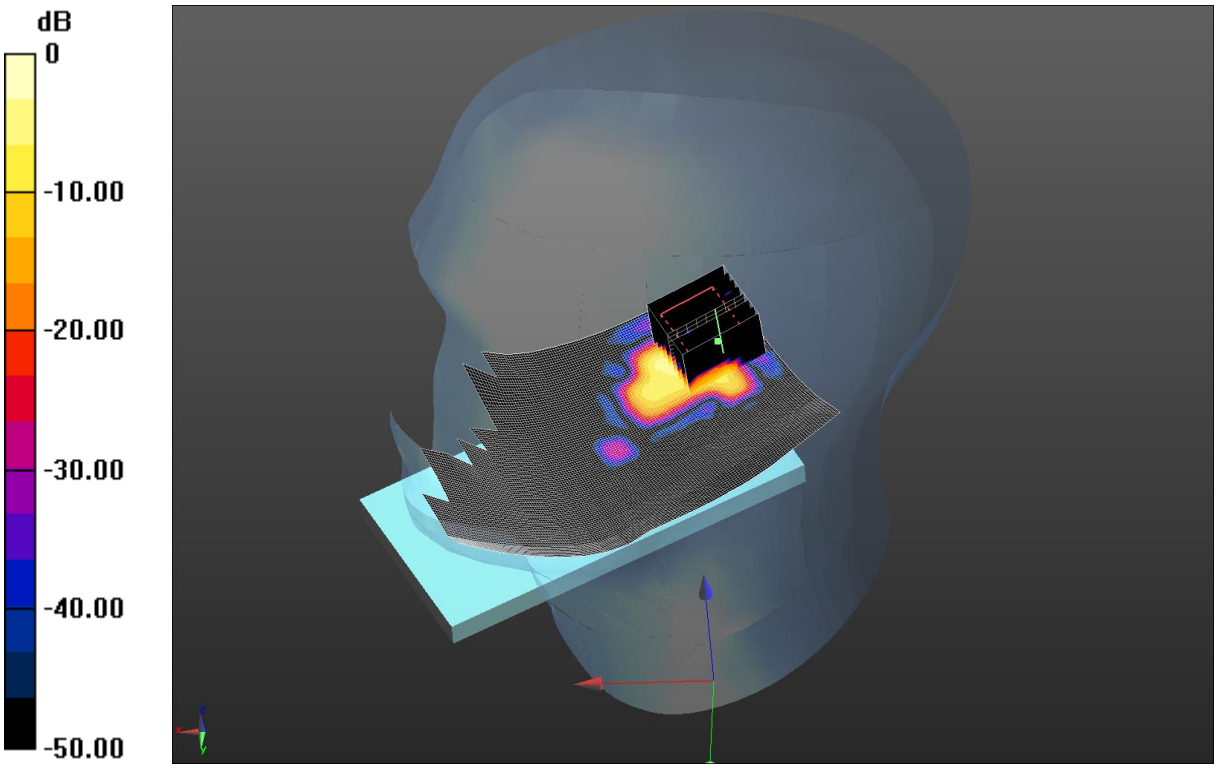

0 dB = 0.421 W/kg = -3.76 dBW/kg

Communication System: UID 0, WLAN 802.11 (0); Frequency: 5540 MHz;Duty Cycle: 1:1
Medium: 5200/5500/5800 MHz HSL Medium parameters used (interpolated): f = 5540 MHz; σ = 5.071 S/m; ε_r = 35.909; ρ = 1000 kg/m^3
Phantom section: Right Section
DASY4 Configuration:
- Probe: EX3DV4 - SN3814; ConvF(4.76, 4.76, 4.76); Calibrated: 24/9/2013;
- Sensor-Surface: 4mm (Mechanical Surface Detection), Sensor-Surface: 2mm (Mechanical Surface Detection)
- Electronics: DAE4 Sn1438; Calibrated: 12/5/2014
- Phantom: SAM (30deg probe tilt) with CRP v5.0; Type: QD000P40CD; Serial: TP:1836
- ; SEMCAD X Version 14.6.10 (7331)

Configuration/Touch Right - Middle/Area Scan 2 (101x171x1): Interpolated grid: dx=1.000 mm, dy=1.000 mm
Maximum value of SAR (interpolated) = 0.451 W/kg
Configuration/Touch Right - Middle/Zoom Scan (7x7x12) 2 (8x9x12)/Cube 0: Measurement grid: dx=4mm, dy=4mm, dz=2mm
Reference Value = 5.253 V/m; Power Drift = 0.15 dB
Peak SAR (extrapolated) = 2.04 W/kg
SAR(1 g) = 0.198 W/kg; SAR(10 g) = 0.056 W/kg
Maximum value of SAR (measured) = 0.421 W/kg

This report shall not be reproduced except in full, without the written approval of UL Verification Services Ltd.

185: Touch Right WLAN 802.11a 6Mbps CH157
Date: 2/7/2014
DUT: Sony, Type: FCC ID: PY7PM-0804

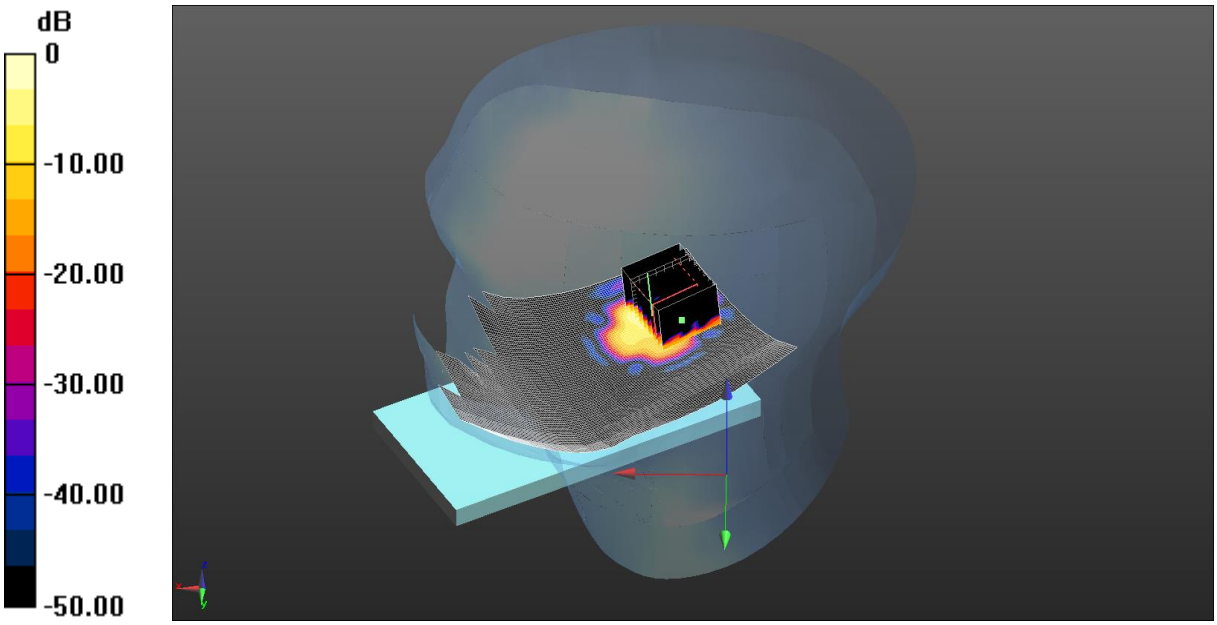

0 dB = 0.480 W/kg = -3.19 dBW/kg

Communication System: UID 0, WLAN 802.11 (0); Frequency: 5785 MHz;Duty Cycle: 1:1
Medium: 5200/5500/5800 MHz HSL Medium parameters used (interpolated): f = 5785 MHz; σ = 5.345 S/m; ε_r = 35.609; ρ = 1000 kg/m^3
Phantom section: Right Section
DASY4 Configuration:
- Probe: EX3DV4 - SN3814; ConvF(4.59, 4.59, 4.59); Calibrated: 24/9/2013;
- Sensor-Surface: 4mm (Mechanical Surface Detection), Sensor-Surface: 2mm (Mechanical Surface Detection)
- Electronics: DAE4 Sn1438; Calibrated: 12/5/2014
- Phantom: SAM (30deg probe tilt) with CRP v5.0; Type: QD000P40CD; Serial: TP:1836
- ; SEMCAD X Version 14.6.10 (7331)

Configuration/Touch Right - Middle 2/Area Scan 2 (101x171x1): Interpolated grid: dx=1.000 mm, dy=1.000 mm

Maximum value of SAR (interpolated) = 0.306 W/kg

Configuration/Touch Right - Middle 2/Zoom Scan (7x7x12) 2 (9x8x12)/Cube 0: Measurement grid: dx=4mm, dy=4mm, dz=2mm
Reference Value = 6.215 V/m; Power Drift = 0.07 dB
Peak SAR (extrapolated) = 0.946 W/kg
SAR(1 g) = 0.183 W/kg; SAR(10 g) = 0.060 W/kg

Maximum value of SAR (measured) = 0.480 W/kg

This report shall not be reproduced except in full, without the written approval of UL Verification Services Ltd.

186: Touch Right WLAN 802.11ac 13.5Mbps CH38
Date: 2/7/2014
DUT: Sony, Type: FCC ID: PY7PM-0804

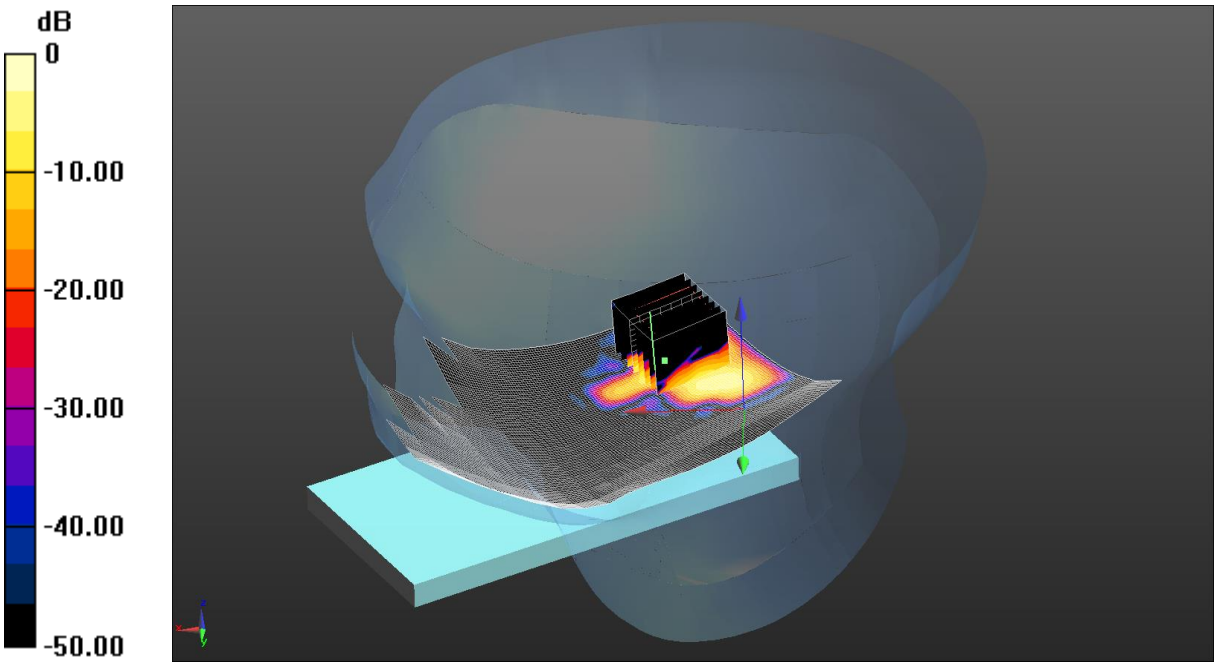

0 dB = 0.436 W/kg = -3.61 dBW/kg

Communication System: UID 0, WLAN 802.11 (0); Frequency: 5190 MHz;Duty Cycle: 1:1
Medium: 5200/5500/5800 MHz HSL Medium parameters used (interpolated): f = 5190 MHz; σ = 4.69 S/m; ε_r = 36.323; ρ = 1000 kg/m^3
Phantom section: Right Section
DASY4 Configuration:
- Probe: EX3DV4 - SN3814; ConvF(5.07, 5.07, 5.07); Calibrated: 24/9/2013;
- Sensor-Surface: 4mm (Mechanical Surface Detection), Sensor-Surface: 2mm (Mechanical Surface Detection)
- Electronics: DAE4 Sn1438; Calibrated: 12/5/2014
- Phantom: SAM (30deg probe tilt) with CRP v5.0; Type: QD000P40CD; Serial: TP:1836
- ; SEMCAD X Version 14.6.10 (7331)

Configuration/Touch Right - Middle/Area Scan (101x171x1): Interpolated grid: dx=1.000 mm, dy=1.000 mm

Maximum value of SAR (interpolated) = 0.547 W/kg

Configuration/Touch Right - Middle/Zoom Scan (7x7x12) 2 (8x8x12)/Cube 0: Measurement grid: dx=4mm, dy=4mm, dz=2mm
Reference Value = 5.732 V/m; Power Drift = 0.19 dB
Peak SAR (extrapolated) = 0.730 W/kg
SAR(1 g) = 0.183 W/kg; SAR(10 g) = 0.064 W/kg

Maximum value of SAR (measured) = 0.436 W/kg

This report shall not be reproduced except in full, without the written approval of UL Verification Services Ltd.

187: Touch Right WLAN 802.11ac 13.5Mbps CH54
Date: 2/7/2014
DUT: Sony, Type: FCC ID: PY7PM-0804



0 dB = 0.684 W/kg = -1.65 dBW/kg

Communication System: UID 0, WLAN 802.11 (0); Frequency: 5270 MHz;Duty Cycle: 1:1
Medium: 5200/5500/5800 MHz HSL Medium parameters used (interpolated): f = 5270 MHz; σ = 4.775 S/m; ε_r = 36.219; ρ = 1000 kg/m^3
Phantom section: Right Section
DASY4 Configuration:
- Probe: EX3DV4 - SN3814; ConvF(4.86, 4.86, 4.86); Calibrated: 24/9/2013;
- Sensor-Surface: 4mm (Mechanical Surface Detection), Sensor-Surface: 2mm (Mechanical Surface Detection)
- Electronics: DAE4 Sn1438; Calibrated: 12/5/2014
- Phantom: SAM (30deg probe tilt) with CRP v5.0; Type: QD000P40CD; Serial: TP:1836
- ; SEMCAD X Version 14.6.10 (7331)

Configuration/Touch Right - Middle/Area Scan (101x171x1): Interpolated grid: dx=1.000 mm, dy=1.000 mm
Maximum value of SAR (interpolated) = 0.526 W/kg

Configuration/Touch Right - Middle/Zoom Scan (7x7x12) 2 (8x9x12)/Cube 0: Measurement grid: dx=4mm, dy=4mm, dz=2mm
Reference Value = 6.889 V/m; Power Drift = 0.10 dB
Peak SAR (extrapolated) = 1.19 W/kg
SAR(1 g) = 0.305 W/kg; SAR(10 g) = 0.093 W/kg

Maximum value of SAR (measured) = 0.684 W/kg

This report shall not be reproduced except in full, without the written approval of UL Verification Services Ltd.

188: Touch Right WLAN 802.11ac 13.5Mbps CH110
Date: 2/7/2014
DUT: Sony, Type: FCC ID: PY7PM-0804

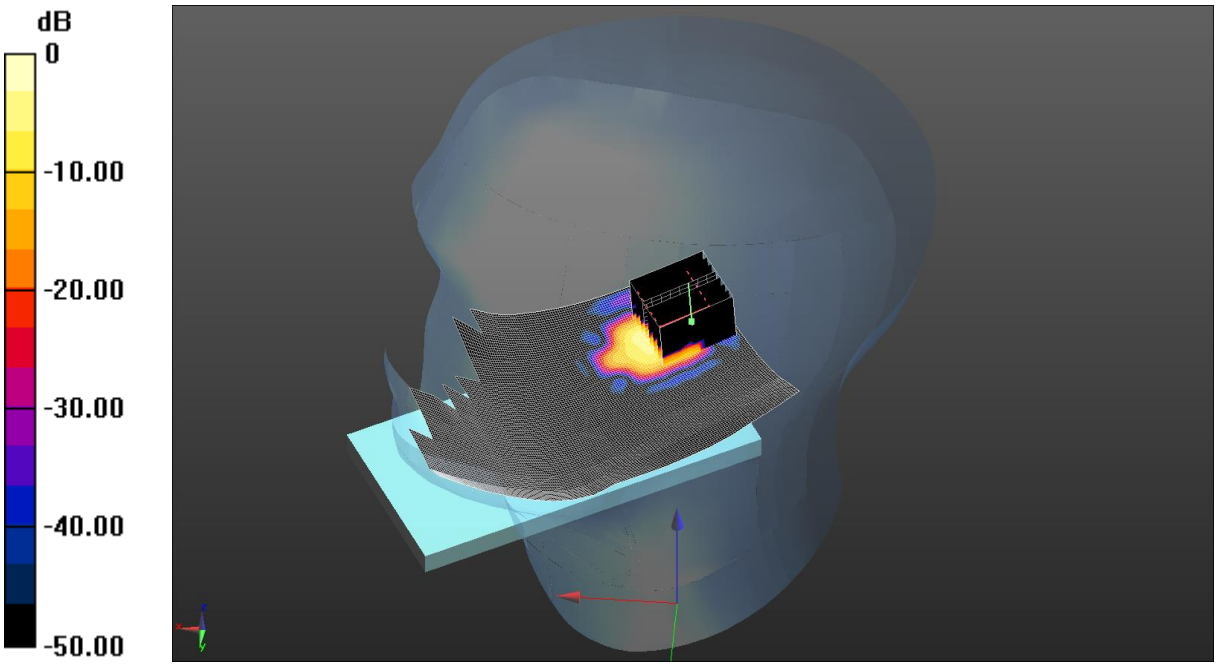

0 dB = 0.407 W/kg = -3.90 dBW/kg

Communication System: UID 0, WLAN 802.11 (0); Frequency: 5550 MHz;Duty Cycle: 1:1
Medium: 5200/5500/5800 MHz HSL Medium parameters used: f = 5550 MHz; σ = 5.081 S/m; ε_r = 35.891; ρ = 1000 kg/m^3
Phantom section: Right Section
DASY4 Configuration:
- Probe: EX3DV4 - SN3814; ConvF(4.76, 4.76, 4.76); Calibrated: 24/9/2013;
- Sensor-Surface: 4mm (Mechanical Surface Detection), Sensor-Surface: 2mm (Mechanical Surface Detection)
- Electronics: DAE4 Sn1438; Calibrated: 12/5/2014
- Phantom: SAM (30deg probe tilt) with CRP v5.0; Type: QD000P40CD; Serial: TP:1836
- ; SEMCAD X Version 14.6.10 (7331)

Configuration/Touch Right - Middle/Area Scan (101x171x1): Interpolated grid: dx=1.000 mm, dy=1.000 mm

Maximum value of SAR (interpolated) = 0.356 W/kg

Configuration/Touch Right - Middle/Zoom Scan (7x7x12) 2 (8x9x12)/Cube 0: Measurement grid: dx=4mm, dy=4mm, dz=2mm
Reference Value = 5.550 V/m; Power Drift = 0.18 dB
Peak SAR (extrapolated) = 0.758 W/kg
SAR(1 g) = 0.192 W/kg; SAR(10 g) = 0.055 W/kg
Maximum value of SAR (measured) = 0.407 W/kg

This report shall not be reproduced except in full, without the written approval of UL Verification Services Ltd.

189: Touch Right WLAN 802.11ac 13.5Mbps CH159
Date: 2/7/2014
DUT: Sony, Type: FCC ID: PY7PM-0804



0 dB = 0.360 W/kg = -4.44 dBW/kg

Communication System: UID 0, WLAN 802.11 (0); Frequency: 5795 MHz;Duty Cycle: 1:1
Medium: 5200/5500/5800 MHz HSL Medium parameters used (interpolated): f = 5795 MHz; σ = 5.36 S/m; ε_r = 35.603; ρ = 1000 kg/m^3
Phantom section: Right Section
DASY4 Configuration:
- Probe: EX3DV4 - SN3814; ConvF(4.59, 4.59, 4.59); Calibrated: 24/9/2013;
- Sensor-Surface: 4mm (Mechanical Surface Detection), Sensor-Surface: 2mm (Mechanical Surface Detection)
- Electronics: DAE4 Sn1438; Calibrated: 12/5/2014
- Phantom: SAM (30deg probe tilt) with CRP v5.0; Type: QD000P40CD; Serial: TP:1836
- ; SEMCAD X Version 14.6.10 (7331)

Configuration/Touch Right - Middle/Area Scan (101x171x1): Interpolated grid: dx=1.000 mm, dy=1.000 mm

Maximum value of SAR (interpolated) = 0.223 W/kg

Configuration/Touch Right - Middle/Zoom Scan (7x7x12) 2 (9x9x12)/Cube 0: Measurement grid: dx=4mm, dy=4mm, dz=2mm
Reference Value = 4.438 V/m; Power Drift = 0.19 dB
Peak SAR (extrapolated) = 0.620 W/kg
SAR(1 g) = 0.113 W/kg; SAR(10 g) = 0.036 W/kg

Maximum value of SAR (measured) = 0.360 W/kg

This report shall not be reproduced except in full, without the written approval of UL Verification Services Ltd.

190: Touch Right WLAN 802.11ac 29.3Mbps CH42
Date: 2/7/2014
DUT: Sony, Type: FCC ID: PY7PM-0804

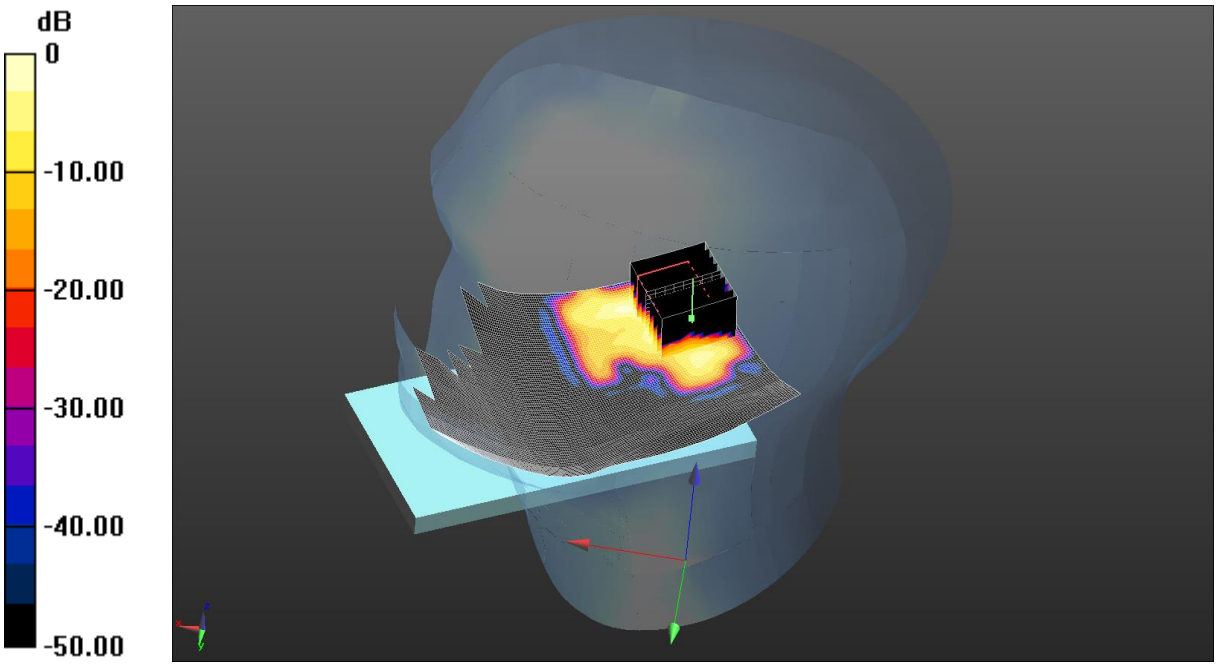

0 dB = 0.466 W/kg = -3.32 dBW/kg

Communication System: UID 0, WLAN 802.11 (0); Frequency: 5210 MHz;Duty Cycle: 1:1
Medium: 5200/5500/5800 MHz HSL Medium parameters used (interpolated): f = 5210 MHz; σ = 4.713 S/m; ε_r = 36.296; ρ = 1000 kg/m^3
Phantom section: Right Section
DASY4 Configuration:
- Probe: EX3DV4 - SN3814; ConvF(5.07, 5.07, 5.07); Calibrated: 24/9/2013;
- Sensor-Surface: 4mm (Mechanical Surface Detection), Sensor-Surface: 2mm (Mechanical Surface Detection)
- Electronics: DAE4 Sn1438; Calibrated: 12/5/2014
- Phantom: SAM (30deg probe tilt) with CRP v5.0; Type: QD000P40CD; Serial: TP:1836
- ; SEMCAD X Version 14.6.10 (7331)

Configuration/Touch Right - Middle/Area Scan (101x171x1): Interpolated grid: dx=1.000 mm, dy=1.000 mm

Maximum value of SAR (interpolated) = 0.284 W/kg

Configuration/Touch Right - Middle/Zoom Scan (7x7x12) 2 (9x9x12)/Cube 0: Measurement grid: dx=4mm, dy=4mm, dz=2mm
Reference Value = 2.069 V/m; Power Drift = 0.13 dB
Peak SAR (extrapolated) = 0.976 W/kg
SAR(1 g) = 0.234 W/kg; SAR(10 g) = 0.082 W/kg

Maximum value of SAR (measured) = 0.466 W/kg

This report shall not be reproduced except in full, without the written approval of UL Verification Services Ltd.

191: Touch Right WLAN 802.11ac 29.3Mbps CH58
Date: 2/7/2014
DUT: Sony, Type: FCC ID: PY7PM-0804

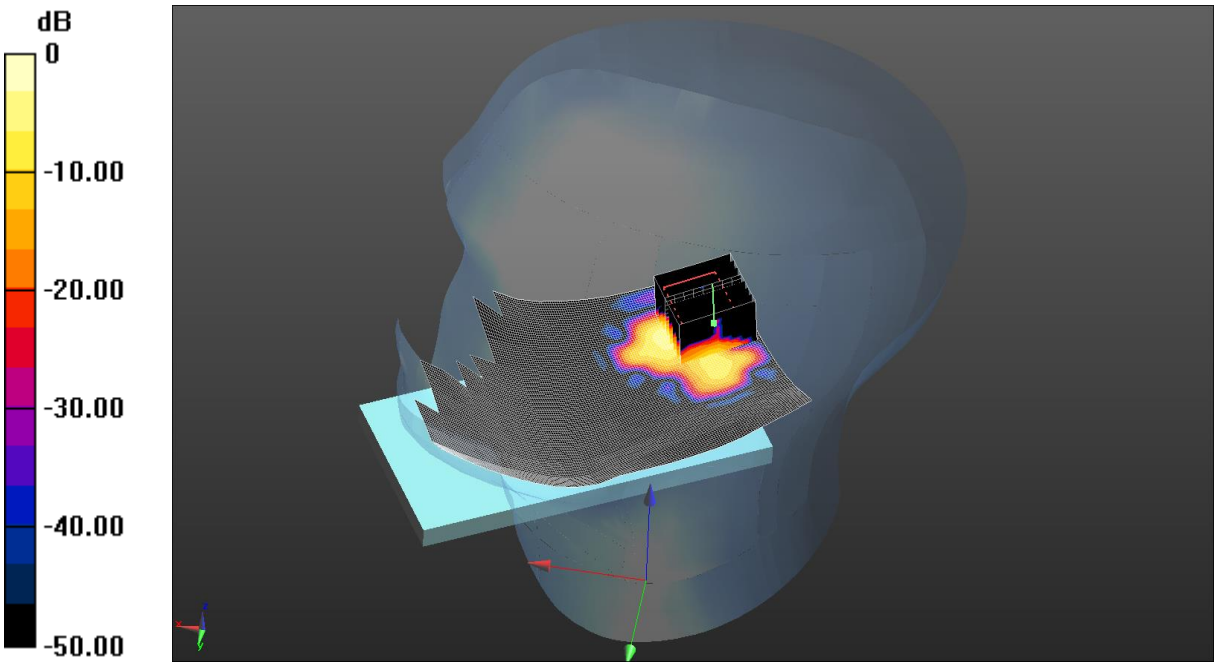

0 dB = 0.650 W/kg = -1.87 dBW/kg

Communication System: UID 0, WLAN 802.11 (0); Frequency: 5290 MHz;Duty Cycle: 1:1
Medium: 5200/5500/5800 MHz HSL Medium parameters used (interpolated): f = 5290 MHz; σ = 4.786 S/m; ε_r = 36.196; ρ = 1000 kg/m^3
Phantom section: Right Section
DASY4 Configuration:
- Probe: EX3DV4 - SN3814; ConvF(4.86, 4.86, 4.86); Calibrated: 24/9/2013;
- Sensor-Surface: 4mm (Mechanical Surface Detection), Sensor-Surface: 2mm (Mechanical Surface Detection)
- Electronics: DAE4 Sn1438; Calibrated: 12/5/2014
- Phantom: SAM (30deg probe tilt) with CRP v5.0; Type: QD000P40CD; Serial: TP:1836
- ; SEMCAD X Version 14.6.10 (7331)

Configuration/Touch Right - Middle/Area Scan (101x171x1): Interpolated grid: dx=1.000 mm, dy=1.000 mm

Maximum value of SAR (interpolated) = 0.761 W/kg

Configuration/Touch Right - Middle/Zoom Scan (7x7x12) 2 (8x9x12)/Cube 0: Measurement grid: dx=4mm, dy=4mm, dz=2mm
Reference Value = 2.468 V/m; Power Drift = 0.07 dB
Peak SAR (extrapolated) = 1.21 W/kg
SAR(1 g) = 0.314 W/kg; SAR(10 g) = 0.090 W/kg

Maximum value of SAR (measured) = 0.650 W/kg

This report shall not be reproduced except in full, without the written approval of UL Verification Services Ltd.

192: Touch Right WLAN 802.11ac 29.3Mbps CH106
Date 2/7/2014
DUT: Sony, Type: FCC ID: PY7PM-0804



0 dB = 0.533 W/kg = -2.73 dBW/kg

Communication System: UID 0, WLAN 802.11 (0); Frequency: 5530 MHz;Duty Cycle: 1:1
Medium: 5200/5500/5800 MHz HSL Medium parameters used (interpolated): f = 5530 MHz; σ = 5.061 S/m; ε_r = 35.927; ρ = 1000 kg/m^3
Phantom section: Right Section
DASY4 Configuration:
- Probe: EX3DV4 - SN3814; ConvF(4.76, 4.76, 4.76); Calibrated: 24/9/2013;
- Sensor-Surface: 4mm (Mechanical Surface Detection), Sensor-Surface: 2mm (Mechanical Surface Detection)
- Electronics: DAE4 Sn1438; Calibrated: 12/5/2014
- Phantom: SAM (30deg probe tilt) with CRP v5.0; Type: QD000P40CD; Serial: TP:1836
- ; SEMCAD X Version 14.6.10 (7331)

Configuration/Touch Right - Middle/Area Scan (101x171x1): Interpolated grid: dx=1.000 mm, dy=1.000 mm
Maximum value of SAR (interpolated) = 0.504 W/kg
Configuration/Touch Right - Middle/Zoom Scan (7x7x12) 2 (9x9x12)/Cube 0: Measurement grid: dx=4mm, dy=4mm, dz=2mm
Reference Value = 5.418 V/m; Power Drift = -0.05 dB
Peak SAR (extrapolated) = 1.00 W/kg
SAR(1 g) = 0.250 W/kg; SAR(10 g) = 0.070 W/kg
Maximum value of SAR (measured) = 0.533 W/kg

This report shall not be reproduced except in full, without the written approval of UL Verification Services Ltd.

193: Touch Right WLAN 802.11ac 29.3Mbps CH155
Date: 2/7/2014
DUT: Sony, Type: FCC ID: PY7PM-0804



0 dB = 0.395 W/kg = -4.03 dBW/kg

Communication System: UID 0, WLAN 802.11 (0); Frequency: 5775 MHz;Duty Cycle: 1:1
Medium: 5200/5500/5800 MHz HSL Medium parameters used (interpolated): f = 5775 MHz; σ = 5.331 S/m; ε_r = 35.615; ρ = 1000 kg/m^3
Phantom section: Right Section
DASY4 Configuration:
- Probe: EX3DV4 - SN3814; ConvF(4.59, 4.59, 4.59); Calibrated: 24/9/2013;
- Sensor-Surface: 4mm (Mechanical Surface Detection), Sensor-Surface: 2mm (Mechanical Surface Detection)
- Electronics: DAE4 Sn1438; Calibrated: 12/5/2014
- Phantom: SAM (30deg probe tilt) with CRP v5.0; Type: QD000P40CD; Serial: TP:1836
- ; SEMCAD X Version 14.6.10 (7331)

Configuration/Touch Right - Middle/Area Scan (101x171x1): Interpolated grid: dx=1.000 mm, dy=1.000 mm
Maximum value of SAR (interpolated) = 0.231 W/kg
Configuration/Touch Right - Middle/Zoom Scan (7x7x12) 2 (8x9x12)/Cube 0: Measurement grid: dx=4mm, dy=4mm, dz=2mm
Reference Value = 2.953 V/m; Power Drift = 0.14 dB
Peak SAR (extrapolated) = 0.712 W/kg
SAR(1 g) = 0.135 W/kg; SAR(10 g) = 0.042 W/kg
Maximum value of SAR (measured) = 0.395 W/kg

This report shall not be reproduced except in full, without the written approval of UL Verification Services Ltd.

194: Front Of EUT Facing Phantom Wi-Fi 802.11a 6Mbps CH44
Date: 30/6/2014
DUT: Sony, Type: FCC ID: PY7PM-0804



0 dB = 0.0752 W/kg = -11.24 dBW/kg

Communication System: UID 0, WLAN 802.11 (0); Frequency: 5220 MHz;Duty Cycle: 1:1
Medium: 5200/5500/5800 MHz MSL Medium parameters used (interpolated): f = 5220 MHz; σ = 5.195 S/m; ε_r = 48.97; ρ = 1000 kg/m^3
Phantom section: Flat Section
DASY4 Configuration:
- Probe: EX3DV4 - SN3814; ConvF(4.44, 4.44, 4.44); Calibrated: 24/9/2013;
- Sensor-Surface: 4mm (Mechanical Surface Detection), Sensor-Surface: 2mm (Mechanical Surface Detection)
- Electronics: DAE4 Sn1438; Calibrated: 12/5/2014
- Phantom: ELI v5.0 (30deg probe tilt); Type: QDOVA002AA; Serial: TP:xxxx
- ; SEMCAD X Version 14.6.10 (7331)

Configuration/Front of EUT Facing Phantom HotSpot- Middle 2/Area Scan (101x111x1): Interpolated grid: dx=1.000 mm, dy=1.000 mm
Maximum value of SAR (interpolated) = 0.0512 W/kg

Configuration/Front of EUT Facing Phantom HotSpot- Middle 2/Zoom Scan (5-6 GHz) (7x7x12) 2 (9x8x12)/Cube 0:
Measurement grid: dx=4mm, dy=4mm, dz=2mm
Reference Value = 3.818 V/m; Power Drift = 0.19 dB
Peak SAR (extrapolated) = 0.431 W/kg
SAR(1 g) = 0.035 W/kg; SAR(10 g) = 0.013 W/kg
Maximum value of SAR (measured) = 0.0752 W/kg

Note: SAR level measured is very low as equivalent to noise floor.

This report shall not be reproduced except in full, without the written approval of UL Verification Services Ltd.

195: Back Of EUT Facing Phantom Wi-Fi 802.11a 6Mbps CH44
Date: 30/6/2014
DUT: Sony, Type: FCC ID: PY7PM-0804

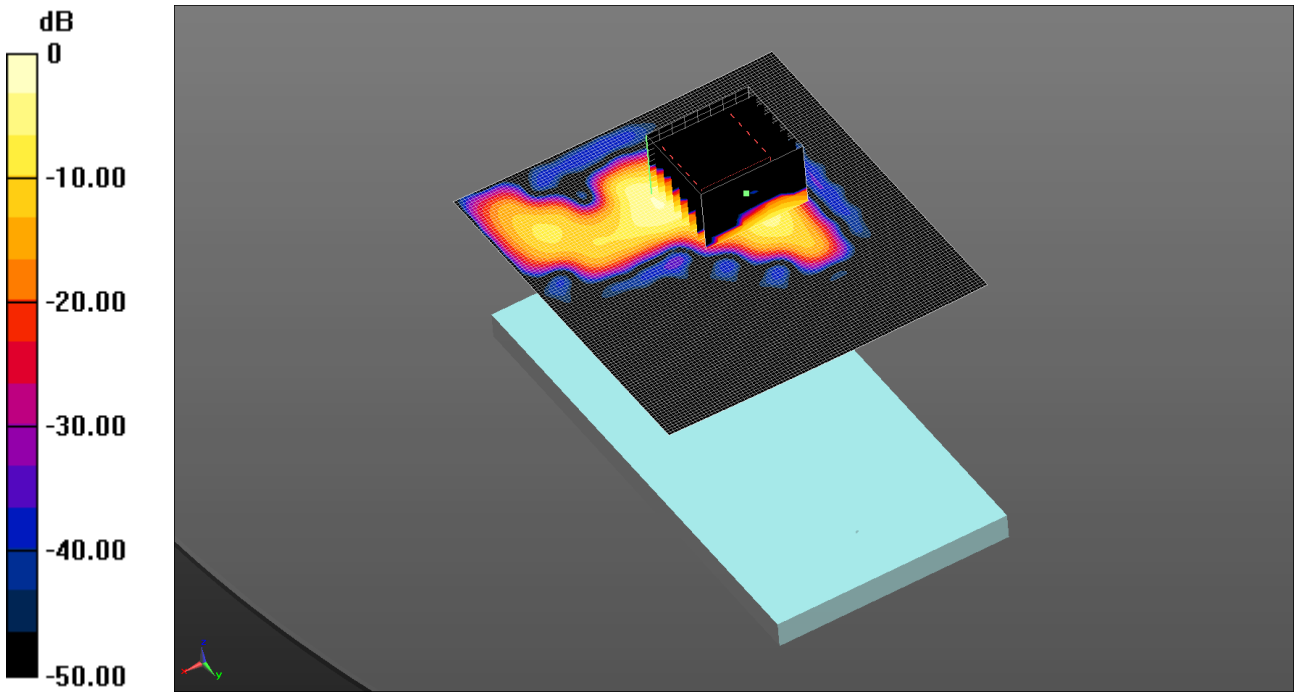

0 dB = 0.526 W/kg = -2.79 dBW/kg

Communication System: UID 0, WLAN 802.11 (0); Frequency: 5220 MHz;Duty Cycle: 1:1
Medium: 5200/5500/5800 MHz MSL Medium parameters used (interpolated): f = 5220 MHz; σ = 5.195 S/m; ε_r = 48.97; ρ = 1000 kg/m^3
Phantom section: Flat Section
DASY4 Configuration:
- Probe: EX3DV4 - SN3814; ConvF(4.44, 4.44, 4.44); Calibrated: 24/9/2013;
- Sensor-Surface: 4mm (Mechanical Surface Detection), Sensor-Surface: 2mm (Mechanical Surface Detection)
- Electronics: DAE4 Sn1438; Calibrated: 12/5/2014
- Phantom: ELI v5.0 (30deg probe tilt); Type: QDOVA002AA; Serial: TP:xxxx
- ; SEMCAD X Version 14.6.10 (7331)

Configuration/Back of EUT Facing Phantom HotSpot- Middle 2/Area Scan (101x111x1): Interpolated grid: dx=1.000 mm, dy=1.000 mm
Maximum value of SAR (interpolated) = 0.387 W/kg

Configuration/Back of EUT Facing Phantom HotSpot- Middle 2/Zoom Scan (5-6 GHz) (7x7x12) 2 (9x8x12)/Cube 0:
Measurement grid: dx=4mm, dy=4mm, dz=2mm
Reference Value = 9.030 V/m; Power Drift = 0.12 dB
Peak SAR (extrapolated) = 0.969 W/kg
SAR(1 g) = 0.240 W/kg; SAR(10 g) = 0.069 W/kg
Maximum value of SAR (measured) = 0.526 W/kg

This report shall not be reproduced except in full, without the written approval of UL Verification Services Ltd.

196: Left Hand Side Of EUT Facing Phantom Wi-Fi 802.11a 6Mbps CH44
Date: 30/6/2014
DUT: Sony, Type: FCC ID: PY7PM-0804

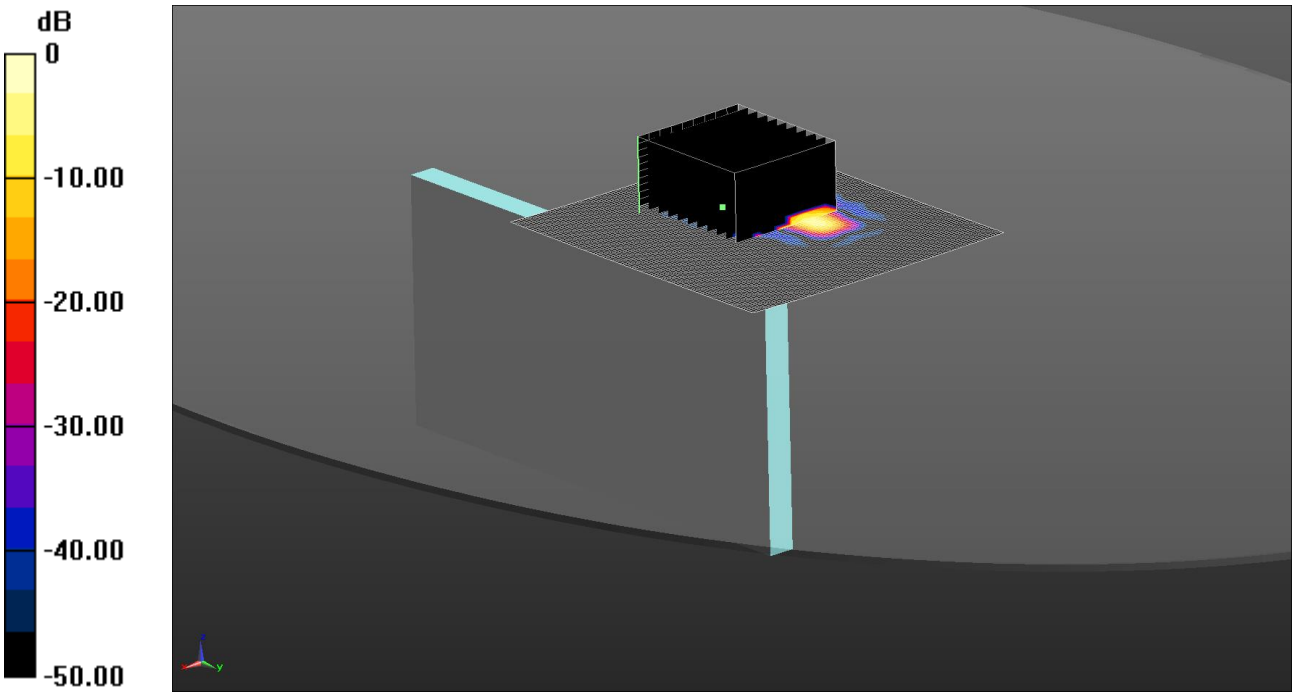

0 dB = 0.0522 W/kg = -12.82 dBW/kg

Communication System: UID 0, WLAN 802.11 (0); Frequency: 5220 MHz;Duty Cycle: 1:1
Medium: 5200/5500/5800 MHz MSL Medium parameters used (interpolated): f = 5220 MHz; σ = 5.195 S/m; ε_r = 48.97; ρ = 1000 kg/m^3
Phantom section: Flat Section
DASY4 Configuration:
- Probe: EX3DV4 - SN3814; ConvF(4.44, 4.44, 4.44); Calibrated: 24/9/2013;
- Sensor-Surface: 4mm (Mechanical Surface Detection), Sensor-Surface: 2mm (Mechanical Surface Detection)
- Electronics: DAE4 Sn1438; Calibrated: 12/5/2014
- Phantom: ELI v5.0 (30deg probe tilt); Type: QDOVA002AA; Serial: TP:xxxx
- ; SEMCAD X Version 14.6.10 (7331)

Configuration/Left Hand Side of EUT Facing Phantom - Middle/Area Scan (91x101x1): Interpolated grid: dx=1.000 mm, dy=1.000 mm
Maximum value of SAR (interpolated) = 0.0216 W/kg

Configuration/Left Hand Side of EUT Facing Phantom - Middle/Zoom Scan (5-6 GHz) (7x7x12) (10x11x12)/Cube 0:
Measurement grid: dx=4mm, dy=4mm, dz=2mm
Reference Value = 0 V/m; Power Drift = 0.00 dB
Peak SAR (extrapolated) = 0.372 W/kg
SAR(1 g) = 0.032 W/kg; SAR(10 g) = 0.010 W/kg
Maximum value of SAR (measured) = 0.0522 W/kg

Note: SAR level measured is very low as equivalent to noise floor.

This report shall not be reproduced except in full, without the written approval of UL Verification Services Ltd.

197: Top Of EUT Facing Phantom Wi-Fi 802.11a 6Mbps CH44
Date: 30/6/2014
DUT: Sony, Type: FCC ID: PY7PM-0804

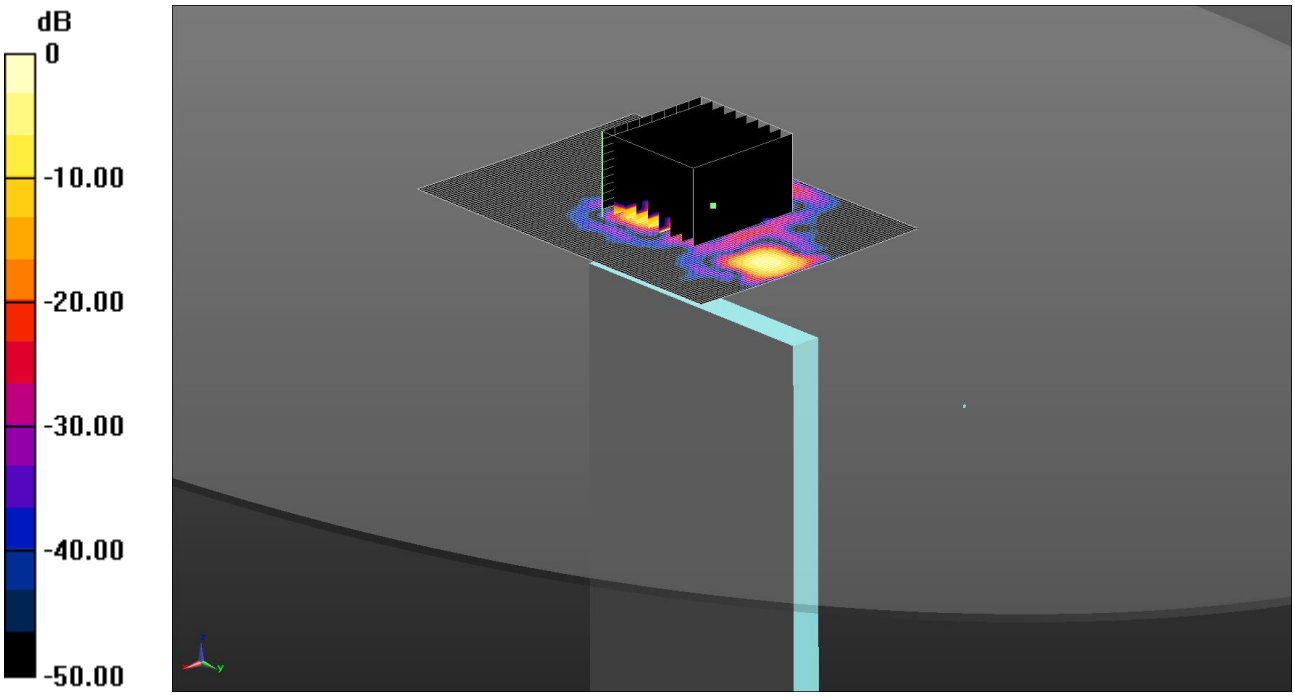

0 dB = 0.0641 W/kg = -11.93 dBW/kg

Communication System: UID 0, WLAN 802.11 (0); Frequency: 5220 MHz;Duty Cycle: 1:1
Medium: 5200/5500/5800 MHz MSL Medium parameters used (interpolated): f = 5220 MHz; σ = 5.195 S/m; ε_r = 48.97; ρ = 1000 kg/m^3
Phantom section: Flat Section
DASY4 Configuration:
- Probe: EX3DV4 - SN3814; ConvF(4.44, 4.44, 4.44); Calibrated: 24/9/2013;
- Sensor-Surface: 4mm (Mechanical Surface Detection), Sensor-Surface: 2mm (Mechanical Surface Detection)
- Electronics: DAE4 Sn1438; Calibrated: 12/5/2014
- Phantom: ELI v5.0 (30deg probe tilt); Type: QDOVA002AA; Serial: TP:xxxx
- ; SEMCAD X Version 14.6.10 (7331)

Configuration/Top of EUT Facing Phantom - Middle 2/Area Scan 2 (71x101x1): Interpolated grid: dx=1.000 mm, dy=1.000 mm
Maximum value of SAR (interpolated) = 0.0371 W/kg

Configuration/Top of EUT Facing Phantom - Middle 2/Zoom Scan (5-6 GHz) (7x7x12) (9x9x12)/Cube 0: Measurement grid: dx=4mm, dy=4mm, dz=2mm
Reference Value = 0 V/m; Power Drift = 0.00 dB
Peak SAR (extrapolated) = 0.269 W/kg
SAR(1 g) = 0.027 W/kg; SAR(10 g) = 0.00915 W/kg
Maximum value of SAR (measured) = 0.0641 W/kg

Note: SAR level measured is very low as equivalent to noise floor.

This report shall not be reproduced except in full, without the written approval of UL Verification Services Ltd.

198: Back Of EUT Facing Phantom Wi-Fi 802.11a 6Mbps CH60
Date: 30/6/2014
DUT: Sony, Type: FCC ID: PY7PM-0804

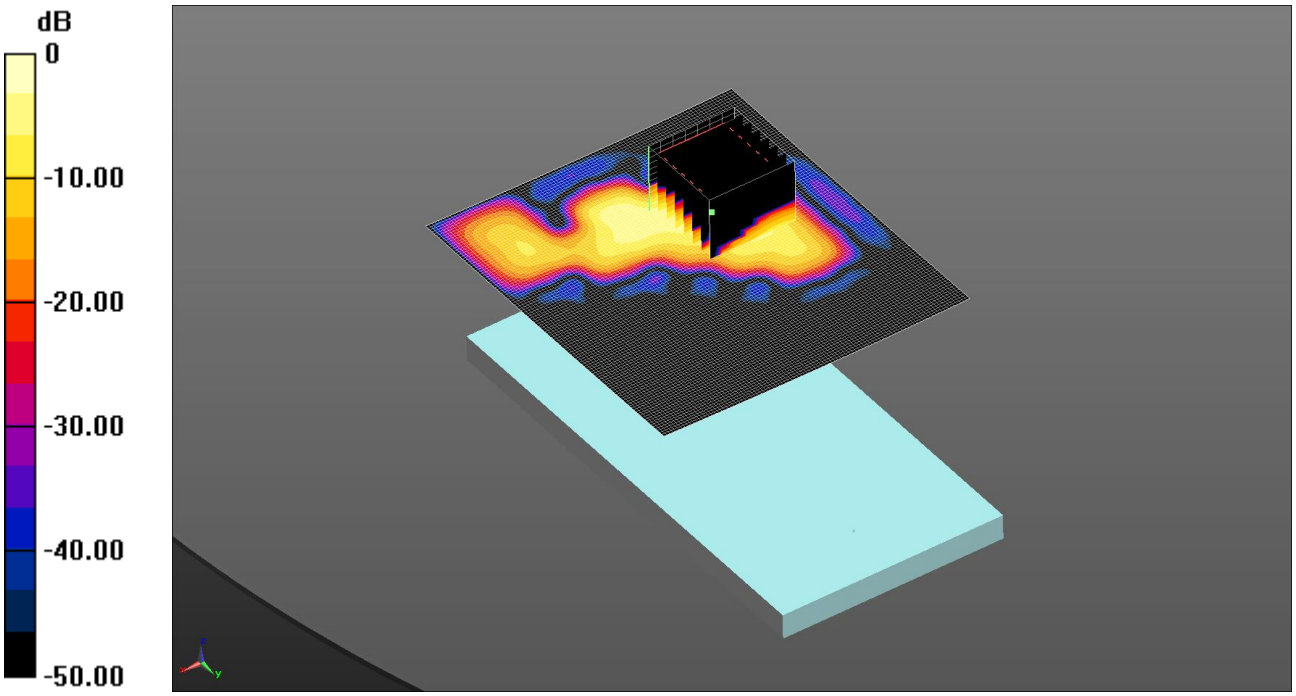

0 dB = 0.602 W/kg = -2.20 dBW/kg

Communication System: UID 0, WLAN 802.11 (0); Frequency: 5300 MHz;Duty Cycle: 1:1
Medium: 5200/5500/5800 MHz MSL Medium parameters used: f = 5300 MHz; σ = 5.31 S/m; ε_r = 48.821; ρ = 1000 kg/m^3
Phantom section: Flat Section
DASY4 Configuration:
- Probe: EX3DV4 - SN3814; ConvF(4.09, 4.09, 4.09); Calibrated: 24/9/2013;
- Sensor-Surface: 4mm (Mechanical Surface Detection), Sensor-Surface: 2mm (Mechanical Surface Detection)
- Electronics: DAE4 Sn1438; Calibrated: 12/5/2014
- Phantom: ELI v5.0 (30deg probe tilt); Type: QDOVA002AA; Serial: TP:xxxx
- ; SEMCAD X Version 14.6.10 (7331)

Configuration/Back of EUT Facing Phantom HotSpot- Middle 2/Area Scan (101x111x1): Interpolated grid: dx=1.000 mm, dy=1.000 mm
Maximum value of SAR (interpolated) = 0.393 W/kg

Configuration/Back of EUT Facing Phantom HotSpot- Middle 2/Zoom Scan (5-6 GHz) (7x7x12) 2 (8x8x12)/Cube 0:
Measurement grid: dx=4mm, dy=4mm, dz=2mm
Reference Value = 9.988 V/m; Power Drift = 0.10 dB
Peak SAR (extrapolated) = 1.06 W/kg
SAR(1 g) = 0.278 W/kg; SAR(10 g) = 0.084 W/kg
Maximum value of SAR (measured) = 0.602 W/kg

This report shall not be reproduced except in full, without the written approval of UL Verification Services Ltd.

199: Back Of EUT Facing Phantom Wi-Fi 802.11a 6Mbps CH108
Date: 30/6/2014
DUT: Sony, Type: FCC ID: PY7PM-0804

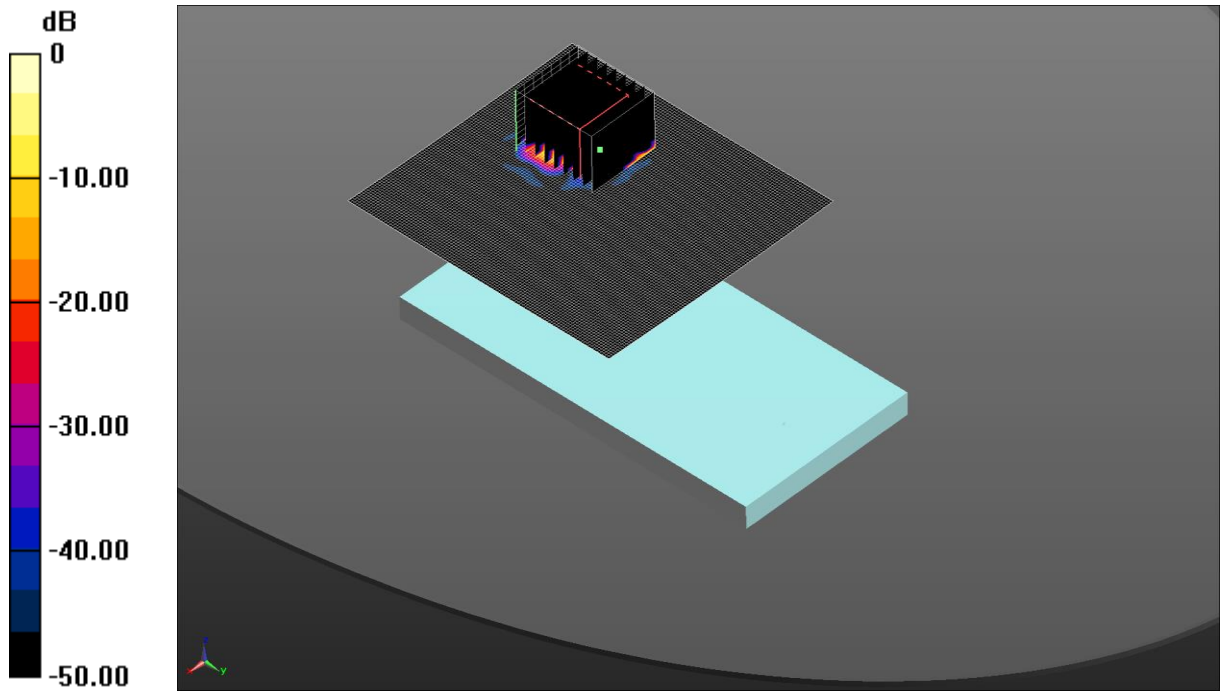

0 dB = 0.205 W/kg = -6.88 dBW/kg

Communication System: UID 0, WLAN 802.11 (0); Frequency: 5540 MHz;Duty Cycle: 1:1
Medium: 5200/5500/5800 MHz MSL Medium parameters used (interpolated): f = 5540 MHz; σ = 5.708 S/m; ε_r = 48.311; ρ = 1000 kg/m^3
Phantom section: Flat Section
DASY4 Configuration:
- Probe: EX3DV4 - SN3814; ConvF(3.89, 3.89, 3.89); Calibrated: 24/9/2013;
- Sensor-Surface: 4mm (Mechanical Surface Detection), Sensor-Surface: 2mm (Mechanical Surface Detection)
- Electronics: DAE4 Sn1438; Calibrated: 12/5/2014
- Phantom: ELI v5.0 (30deg probe tilt); Type: QDOVA002AA; Serial: TP:xxxx
- ; SEMCAD X Version 14.6.10 (7331)

Configuration/Back of EUT Facing Phantom HotSpot- Middle 2/Area Scan (101x111x1): Interpolated grid: dx=1.000 mm, dy=1.000 mm
Maximum value of SAR (interpolated) = 0.0635 W/kg
Configuration/Back of EUT Facing Phantom HotSpot- Middle 2/Zoom Scan (5-6 GHz) (7x7x12) 2 (8x9x12)/Cube 0:
Measurement grid: dx=4mm, dy=4mm, dz=2mm
Reference Value = 6.813 V/m; Power Drift = 0.19 dB
Peak SAR (extrapolated) = 0.462 W/kg
SAR(1 g) = 0.076 W/kg; SAR(10 g) = 0.020 W/kg
Maximum value of SAR (measured) = 0.205 W/kg

Note: SAR level measured is very low as equivalent to noise floor.

This report shall not be reproduced except in full, without the written approval of UL Verification Services Ltd.

200: Back Of EUT Facing Phantom Wi-Fi 802.11a 6Mbps CH157
Date: 30/6/2014
DUT: Sony, Type: FCC ID: PY7PM-0804

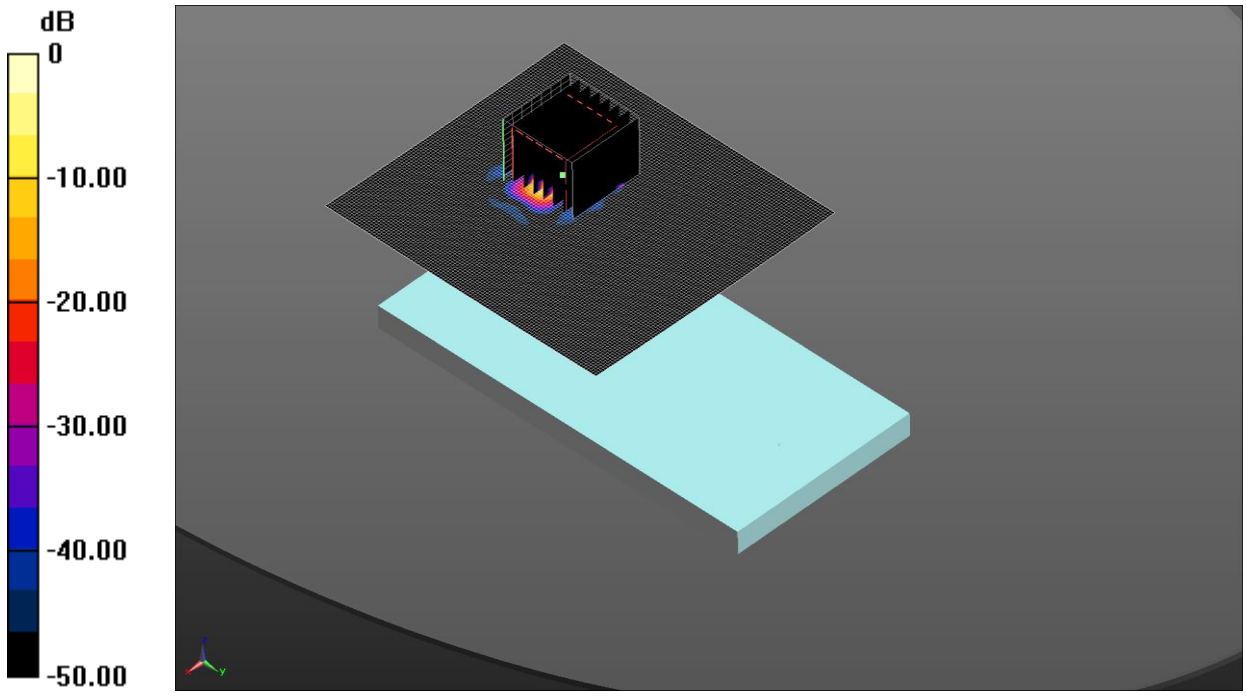

0 dB = 0.132 W/kg = -8.79 dBW/kg

Communication System: UID 0, WLAN 802.11 (0); Frequency: 5785 MHz;Duty Cycle: 1:1
Medium: 5200/5500/5800 MHz MSL Medium parameters used (interpolated): f = 5785 MHz; σ = 6.104 S/m; ε_r = 47.786; ρ = 1000 kg/m^3
Phantom section: Flat Section
DASY4 Configuration:
- Probe: EX3DV4 - SN3814; ConvF(3.96, 3.96, 3.96); Calibrated: 24/9/2013;
- Sensor-Surface: 4mm (Mechanical Surface Detection), Sensor-Surface: 2mm (Mechanical Surface Detection)
- Electronics: DAE4 Sn1438; Calibrated: 12/5/2014
- Phantom: ELI v5.0 (30deg probe tilt); Type: QDOVA002AA; Serial: TP:xxxx
- ; SEMCAD X Version 14.6.10 (7331)

Configuration/Back of EUT Facing Phantom HotSpot- Middle 2/Area Scan (101x111x1): Interpolated grid: dx=1.000 mm, dy=1.000 mm
Maximum value of SAR (interpolated) = 0.0568 W/kg
Configuration/Back of EUT Facing Phantom HotSpot- Middle 2/Zoom Scan (5-6 GHz) (7x7x12) 2 (8x8x12)/Cube 0:
Measurement grid: dx=4mm, dy=4mm, dz=2mm
Reference Value = 4.518 V/m; Power Drift = 0.01 dB
Peak SAR (extrapolated) = 0.522 W/kg
SAR(1 g) = 0.051 W/kg; SAR(10 g) = 0.014 W/kg
Maximum value of SAR (measured) = 0.132 W/kg

Note: SAR level measured is very low as equivalent to noise floor.

This report shall not be reproduced except in full, without the written approval of UL Verification Services Ltd.

201: Back Of EUT Facing Phantom Wi-Fi 802.11ac(40MHz) 13.5Mbps CH38
Date: 30/6/2014
DUT: Sony, Type: FCC ID: PY7PM-0804

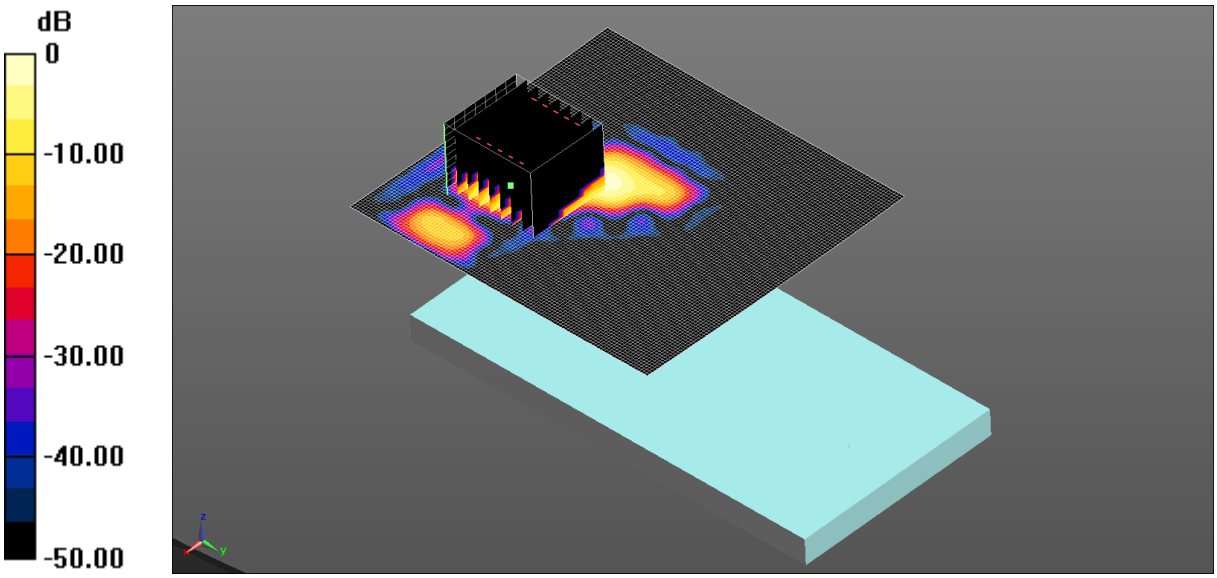

0 dB = 0.228 W/kg = -6.42 dBW/kg

Communication System: UID 0, WLAN 802.11 (0); Frequency: 5190 MHz;Duty Cycle: 1:1
Medium: 5200/5500/5800 MHz MSL Medium parameters used (interpolated): f = 5190 MHz; σ = 5.143 S/m; ε_r = 49.046; ρ = 1000 kg/m^3
Phantom section: Flat Section
DASY4 Configuration:
- Probe: EX3DV4 - SN3814; ConvF(4.44, 4.44, 4.44); Calibrated: 24/9/2013;
- Sensor-Surface: 4mm (Mechanical Surface Detection), Sensor-Surface: 2mm (Mechanical Surface Detection)
- Electronics: DAE4 Sn1438; Calibrated: 12/5/2014
- Phantom: ELI v5.0 (30deg probe tilt); Type: QDOVA002AA; Serial: TP:xxxx
- ; SEMCAD X Version 14.6.10 (7331)

Configuration/Back of EUT Facing Phantom HotSpot- Middle 2 2/Area Scan (101x111x1): Interpolated grid: dx=1.000 mm, dy=1.000 mm
Maximum value of SAR (interpolated) = 0.266 W/kg

Configuration/Back of EUT Facing Phantom HotSpot- Middle 2 2/Zoom Scan (5-6 GHz) (7x7x12) 2 (8x9x12)/Cube 0:
Measurement grid: dx=4mm, dy=4mm, dz=2mm
Reference Value = 5.828 V/m; Power Drift = -0.16 dB
Peak SAR (extrapolated) = 0.392 W/kg
SAR(1 g) = 0.096 W/kg; SAR(10 g) = 0.031 W/kg
Maximum value of SAR (measured) = 0.228 W/kg

Note: SAR level measured is very low as equivalent to noise floor.

This report shall not be reproduced except in full, without the written approval of UL Verification Services Ltd.

202: Back Of EUT Facing Phantom Wi-Fi 802.11ac(40MHz) 13.5Mbps CH54
Date: 30/6/2014
DUT: Sony, Type: FCC ID: PY7PM-0804

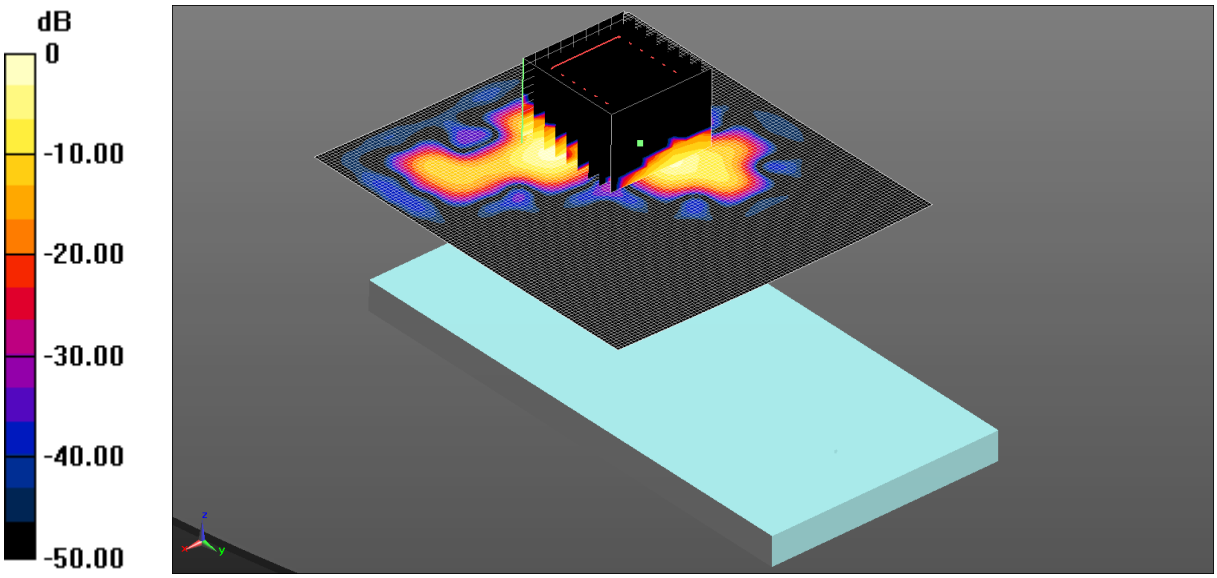

0 dB = 0.340 W/kg = -4.69 dBW/kg

Communication System: UID 0, WLAN 802.11 (0); Frequency: 5270 MHz;Duty Cycle: 1:1
Medium: 5200/5500/5800 MHz MSL Medium parameters used (interpolated): f = 5270 MHz; σ = 5.278 S/m; ε_r = 48.872; ρ = 1000 kg/m^3
Phantom section: Flat Section
DASY4 Configuration:
- Probe: EX3DV4 - SN3814; ConvF(4.09, 4.09, 4.09); Calibrated: 24/9/2013;
- Sensor-Surface: 4mm (Mechanical Surface Detection), Sensor-Surface: 2mm (Mechanical Surface Detection)
- Electronics: DAE4 Sn1438; Calibrated: 12/5/2014
- Phantom: ELI v5.0 (30deg probe tilt); Type: QDOVA002AA; Serial: TP:xxxx
- ; SEMCAD X Version 14.6.10 (7331)

Configuration/Back of EUT Facing Phantom HotSpot- Middle 2/Area Scan (101x111x1): Interpolated grid: dx=1.000 mm, dy=1.000 mm
Maximum value of SAR (interpolated) = 0.361 W/kg

Configuration/Back of EUT Facing Phantom HotSpot- Middle 2/Zoom Scan (5-6 GHz) (7x7x12) 2 (9x9x12)/Cube 0:
Measurement grid: dx=4mm, dy=4mm, dz=2mm
Reference Value = 7.846 V/m; Power Drift = 0.13 dB
Peak SAR (extrapolated) = 0.610 W/kg
SAR(1 g) = 0.153 W/kg; SAR(10 g) = 0.045 W/kg
Maximum value of SAR (measured) = 0.340 W/kg

This report shall not be reproduced except in full, without the written approval of UL Verification Services Ltd.

203: Back Of EUT Facing Phantom Wi-Fi 802.11ac(40MHz) 13.5Mbps CH159
Date: 30/6/2014
DUT: Sony, Type: FCC ID: PY7PM-0804



0 dB = 0.126 W/kg = -9.00 dBW/kg

Communication System: UID 0, WLAN 802.11 (0); Frequency: 5795 MHz;Duty Cycle: 1:1
Medium: 5200/5500/5800 MHz MSL Medium parameters used (interpolated): f = 5795 MHz; σ = 6.126 S/m; ε_r = 47.763; ρ = 1000 kg/m^3
Phantom section: Flat Section
DASY4 Configuration:
- Probe: EX3DV4 - SN3814; ConvF(3.96, 3.96, 3.96); Calibrated: 24/9/2013;
- Sensor-Surface: 4mm (Mechanical Surface Detection), Sensor-Surface: 2mm (Mechanical Surface Detection)
- Electronics: DAE4 Sn1438; Calibrated: 12/5/2014
- Phantom: ELI v5.0 (30deg probe tilt); Type: QDOVA002AA; Serial: TP:xxxx
- ; SEMCAD X Version 14.6.10 (7331)

Configuration/Back of EUT Facing Phantom HotSpot- Middle 2/Area Scan (101x111x1): Interpolated grid: dx=1.000 mm, dy=1.000 mm
Maximum value of SAR (interpolated) = 0.0689 W/kg

Configuration/Back of EUT Facing Phantom HotSpot- Middle 2/Zoom Scan (5-6 GHz) (7x7x12) 2 (8x9x12)/Cube 0:
Measurement grid: dx=4mm, dy=4mm, dz=2mm
Reference Value = 0 V/m; Power Drift = 0.00 dB
Peak SAR (extrapolated) = 0.562 W/kg
SAR(1 g) = 0.052 W/kg; SAR(10 g) = 0.012 W/kg

Maximum value of SAR (measured) = 0.126 W/kg

Note: SAR level measured is very low as equivalent to noise floor.

This report shall not be reproduced except in full, without the written approval of UL Verification Services Ltd.

204: Back Of EUT Facing Phantom Wi-Fi 802.11ac(80MHz) 29.3Mbps CH42
Date: 1/7/2014
DUT: Sony, Type: FCC ID: PY7PM-0804

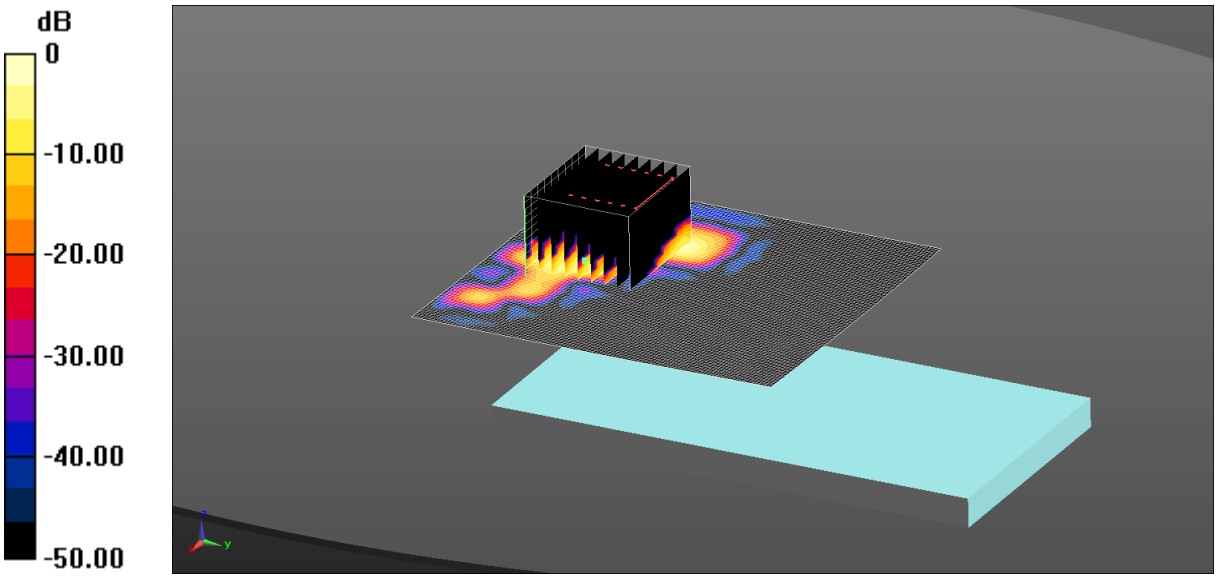

0 dB = 0.324 W/kg = -4.89 dBW/kg

Communication System: UID 0, WLAN 802.11 (0); Frequency: 5210 MHz;Duty Cycle: 1:1
Medium: 5200/5500/5800 MHz MSL Medium parameters used (interpolated): f = 5210 MHz; σ = 5.175 S/m; ε_r = 48.991; ρ = 1000 kg/m^3
Phantom section: Flat Section
DASY4 Configuration:
- Probe: EX3DV4 - SN3814; ConvF(4.44, 4.44, 4.44); Calibrated: 24/9/2013;
- Sensor-Surface: 4mm (Mechanical Surface Detection), Sensor-Surface: 2mm (Mechanical Surface Detection)
- Electronics: DAE4 Sn1438; Calibrated: 12/5/2014
- Phantom: ELI v5.0 (30deg probe tilt); Type: QDOVA002AA; Serial: TP:xxxx
- ; SEMCAD X Version 14.6.10 (7331)

Configuration/Back of EUT Facing Phantom HotSpot- Middle 2/Area Scan (101x111x1): Interpolated grid: dx=1.000 mm, dy=1.000 mm

Maximum value of SAR (interpolated) = 0.396 W/kg

Configuration/Back of EUT Facing Phantom HotSpot- Middle 2/Zoom Scan (5-6 GHz) (7x7x12) 2 (10x9x12)/Cube 0:
Measurement grid: dx=4mm, dy=4mm, dz=2mm
Reference Value = 6.391 V/m; Power Drift = -0.05 dB
Peak SAR (extrapolated) = 0.543 W/kg
SAR(1 g) = 0.130 W/kg; SAR(10 g) = 0.039 W/kg

Maximum value of SAR (measured) = 0.324 W/kg

This report shall not be reproduced except in full, without the written approval of UL Verification Services Ltd.

205: Back Of EUT Facing Phantom Wi-Fi 802.11ac(80MHz) 29.3Mbps CH58
Date: 1/7/2014
DUT: Sony, Type: FCC ID: PY7PM-0804

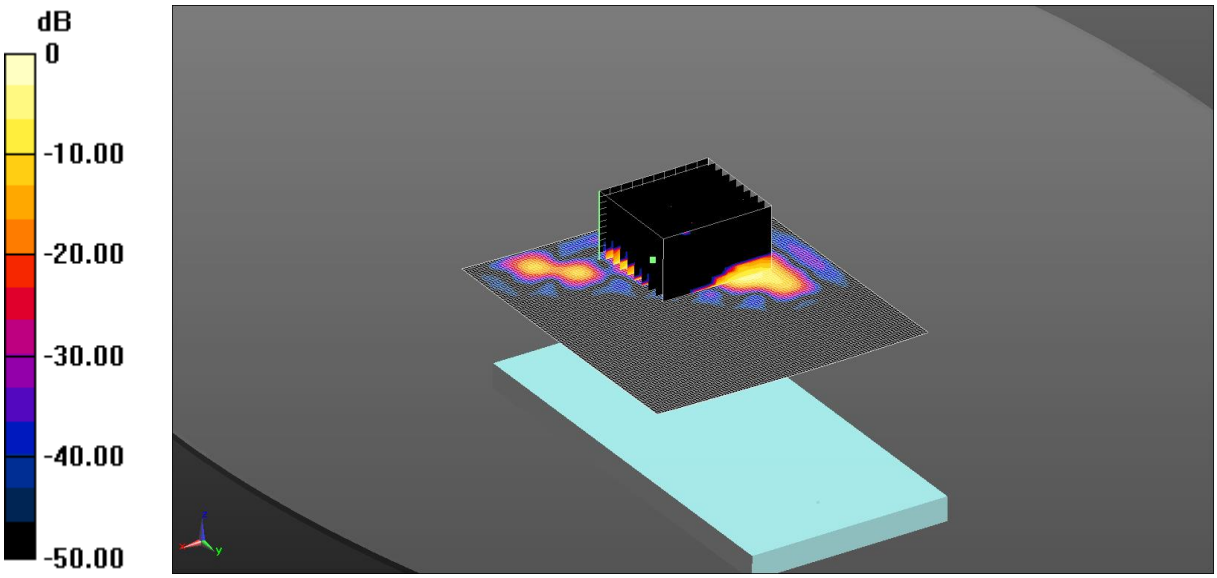

0 dB = 0.267 W/kg = -5.73 dBW/kg

Communication System: UID 0, WLAN 802.11 (0); Frequency: 5290 MHz;Duty Cycle: 1:1
Medium: 5200/5500/5800 MHz MSL Medium parameters used (interpolated): f = 5290 MHz; σ = 5.299 S/m; ε_r = 48.837; ρ = 1000 kg/m^3
Phantom section: Flat Section
DASY4 Configuration:
- Probe: EX3DV4 - SN3814; ConvF(4.09, 4.09, 4.09); Calibrated: 24/9/2013;
- Sensor-Surface: 4mm (Mechanical Surface Detection), Sensor-Surface: 2mm (Mechanical Surface Detection)
- Electronics: DAE4 Sn1438; Calibrated: 12/5/2014
- Phantom: ELI v5.0 (30deg probe tilt); Type: QDOVA002AA; Serial: TP:xxxx
- ; SEMCAD X Version 14.6.10 (7331)

Configuration/Back of EUT Facing Phantom HotSpot- Middle 2/Area Scan (101x111x1): Interpolated grid: dx=1.000 mm, dy=1.000 mm

Maximum value of SAR (interpolated) = 0.365 W/kg

Configuration/Back of EUT Facing Phantom HotSpot- Middle 2/Zoom Scan (5-6 GHz) (7x7x12) 2 (11x10x12)/Cube 0:
Measurement grid: dx=4mm, dy=4mm, dz=2mm
Reference Value = 5.580 V/m; Power Drift = 0.17 dB
Peak SAR (extrapolated) = 0.590 W/kg
SAR(1 g) = 0.105 W/kg; SAR(10 g) = 0.032 W/kg

Maximum value of SAR (measured) = 0.267 W/kg

This report shall not be reproduced except in full, without the written approval of UL Verification Services Ltd.

206: Back Of EUT Facing Phantom Wi-Fi 802.11ac(80MHz) 29.3Mbps CH106
Date: 1/7/2014
DUT: Sony, Type: FCC ID: PY7PM-0804

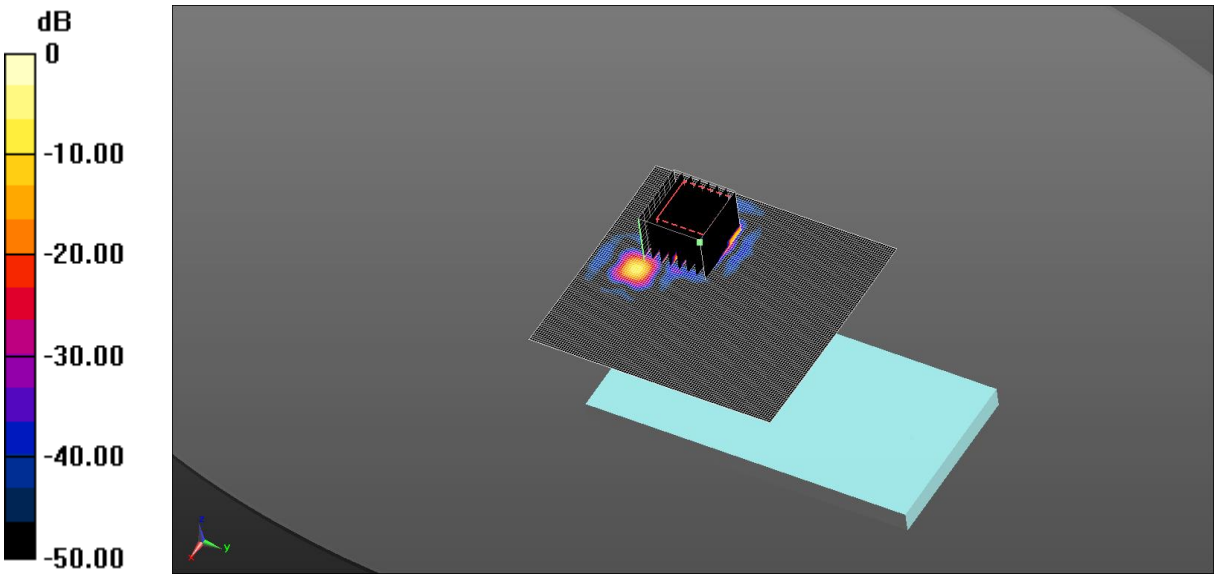

0 dB = 0.187 W/kg = -7.28 dBW/kg

Communication System: UID 0, WLAN 802.11 (0); Frequency: 5530 MHz;Duty Cycle: 1:1
Medium: 5200/5500/5800 MHz MSL Medium parameters used (interpolated): f = 5530 MHz; σ = 5.692 S/m; ε_r = 48.348; ρ = 1000 kg/m^3
Phantom section: Flat Section
DASY4 Configuration:
- Probe: EX3DV4 - SN3814; ConvF(3.89, 3.89, 3.89); Calibrated: 24/9/2013;
- Sensor-Surface: 4mm (Mechanical Surface Detection), Sensor-Surface: 2mm (Mechanical Surface Detection)
- Electronics: DAE4 Sn1438; Calibrated: 12/5/2014
- Phantom: ELI v5.0 (30deg probe tilt); Type: QDOVA002AA; Serial: TP:xxxx
- ; SEMCAD X Version 14.6.10 (7331)

Configuration/Back of EUT Facing Phantom HotSpot- Middle 2/Area Scan (101x111x1): Interpolated grid: dx=1.000 mm, dy=1.000 mm

Maximum value of SAR (interpolated) = 0.129 W/kg

Configuration/Back of EUT Facing Phantom HotSpot- Middle 2/Zoom Scan (5-6 GHz) (7x7x12) 2 (8x8x12)/Cube 0:
Measurement grid: dx=4mm, dy=4mm, dz=2mm
Reference Value = 4.216 V/m; Power Drift = -0.10 dB
Peak SAR (extrapolated) = 0.526 W/kg
SAR(1 g) = 0.067 W/kg; SAR(10 g) = 0.018 W/kg

Maximum value of SAR (measured) = 0.187 W/kg

Note: SAR level measured is very low as equivalent to noise floor.

This report shall not be reproduced except in full, without the written approval of UL Verification Services Ltd.

207: Back Of EUT Facing Phantom Wi-Fi 802.11ac(80MHz) 29.3Mbps CH155
Date: 1/7/2014
DUT: Sony, Type: FCC ID: PY7PM-0804



0 dB = 0.0811 W/kg = -10.91 dBW/kg

Communication System: UID 0, WLAN 802.11 (0); Frequency: 5775 MHz;Duty Cycle: 1:1
Medium: 5200/5500/5800 MHz MSL Medium parameters used (interpolated): f = 5775 MHz; σ = 6.082 S/m; ε_r = 47.809; ρ = 1000 kg/m^3
Phantom section: Flat Section
DASY4 Configuration:
- Probe: EX3DV4 - SN3814; ConvF(3.96, 3.96, 3.96); Calibrated: 24/9/2013;
- Sensor-Surface: 4mm (Mechanical Surface Detection), Sensor-Surface: 2mm (Mechanical Surface Detection)
- Electronics: DAE4 Sn1438; Calibrated: 12/5/2014
- Phantom: ELI v5.0 (30deg probe tilt); Type: QDOVA002AA; Serial: TP:xxxx
- ; SEMCAD X Version 14.6.10 (7331)

Configuration/Back of EUT Facing Phantom HotSpot- Middle 2/Area Scan (101x111x1): Interpolated grid: dx=1.000 mm, dy=1.000 mm
Maximum value of SAR (interpolated) = 0.0239 W/kg

Configuration/Back of EUT Facing Phantom HotSpot- Middle 2/Zoom Scan (5-6 GHz) (7x7x12) 2 (9x8x12)/Cube 0:
Measurement grid: dx=4mm, dy=4mm, dz=2mm
Reference Value = 3.448 V/m; Power Drift = -0.16 dB
Peak SAR (extrapolated) = 0.659 W/kg
SAR(1 g) = 0.047 W/kg; SAR(10 g) = 0.00915 W/kg
Maximum value of SAR (measured) = 0.0811 W/kg

Note: SAR level measured is very low as equivalent to noise floor.

This report shall not be reproduced except in full, without the written approval of UL Verification Services Ltd.

208: System Performance Check 750MHz Head 02 07 14
Date: 2/7/2014
DUT: Dipole 750 MHz; Type: D750V3; Serial: D750V3 - SN:1011

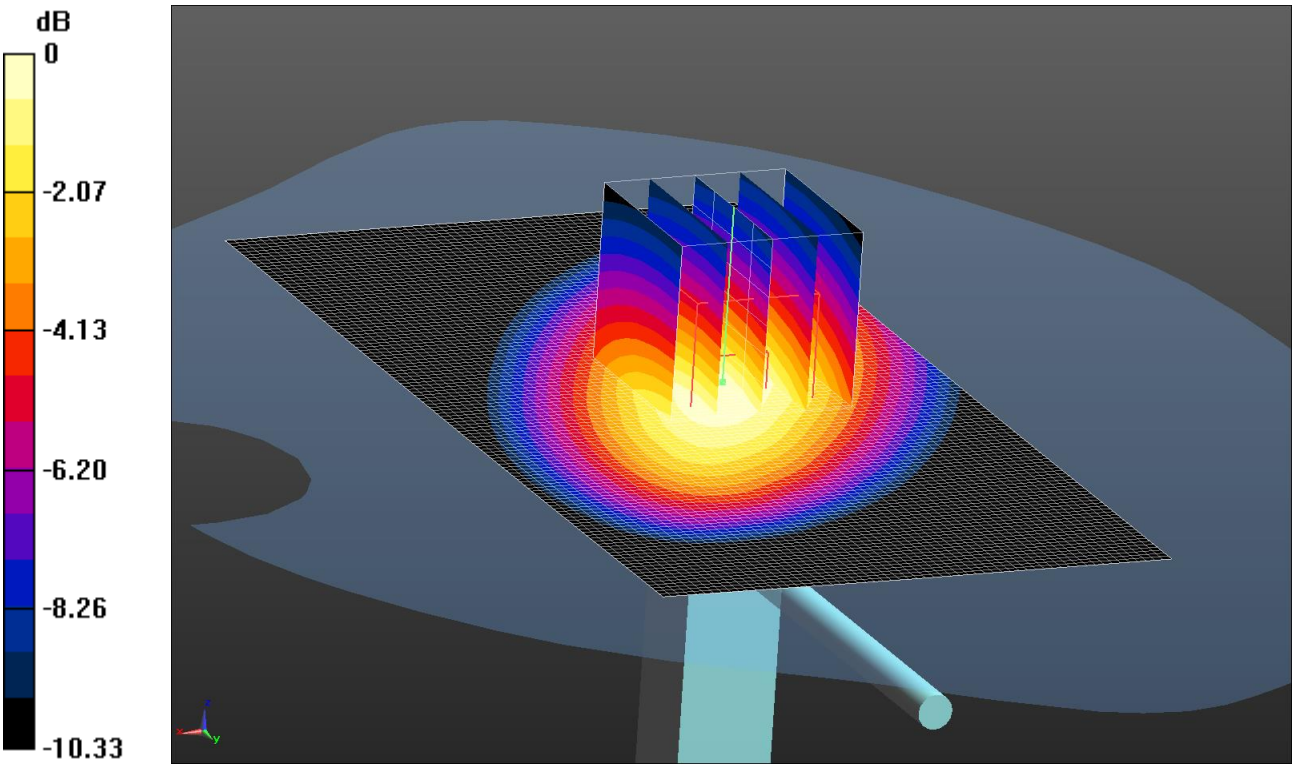

0 dB = 2.29 W/kg = 3.60 dBW/kg

Communication System: UID 0, CW; Frequency: 750 MHz;Duty Cycle: 1:1
Medium: 750 MHz HSL Medium parameters used: f = 750 MHz; σ = 0.856 S/m; ε_r = 41.774; ρ = 1000 kg/m^3
Phantom section: Flat Section
DASY4 Configuration:
- Probe: ES3DV3 - SN3304; ConvF(6.4, 6.4, 6.4); Calibrated: 2/9/2013;
- Sensor-Surface: 4mm (Mechanical Surface Detection)
- Electronics: DAE4 Sn1438; Calibrated: 12/5/2014
- Phantom: SAM (30deg probe tilt) with CRP v5.0; Type: QD000P40CD; Serial: TP:1836
- ; SEMCAD X Version 14.6.10 (7331)

Configuration/d=15mm, Pin=250mW 2 2 2 2/Area Scan (61x121x1): Interpolated grid: dx=1.500 mm, dy=1.500 mm
Maximum value of SAR (interpolated) = 2.27 W/kg
Configuration/d=15mm, Pin=250mW 2 2 2 2/Zoom Scan (5x5x7) (5x5x7)/Cube 0: Measurement grid: dx=8mm, dy=8mm, dz=5mm
Reference Value = 51.68 V/m; Power Drift = -0.01 dB
Peak SAR (extrapolated) = 3.06 W/kg
SAR(1 g) = 2.12 W/kg; SAR(10 g) = 1.42 W/kg
Maximum value of SAR (measured) = 2.29 W/kg

This report shall not be reproduced except in full, without the written approval of UL Verification Services Ltd.

209: System Performance Check 750MHz Body 03 07 14
Date: 3/7/2014
DUT: Dipole 750 MHz; Type: D750V3; Serial: D750V3 - SN:1011

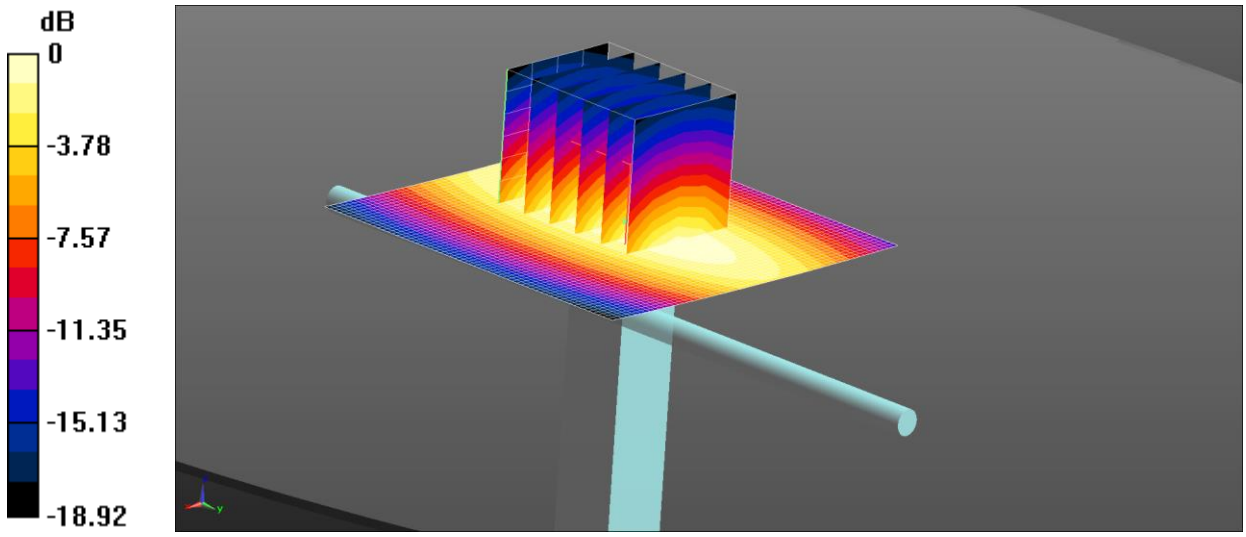

0 dB = 2.37 W/kg = 3.76 dBW/kg

Communication System: UID 0, CW (0); Frequency: 750 MHz;Duty Cycle: 1:1
Medium: 750 MHz MSL Medium parameters used: f = 750 MHz; σ = 0.979 S/m; ε_r = 54.362; ρ = 1000 kg/m^3
Phantom section: Flat Section
DASY4 Configuration:
- Probe: ES3DV3 - SN3304; ConvF(6.07, 6.07, 6.07); Calibrated: 2/9/2013;
- Sensor-Surface: 4mm (Mechanical Surface Detection)
- Electronics: DAE4 Sn1438; Calibrated: 12/5/2014
- Phantom: ELI v5.0 (30deg probe tilt); Type: QDOVA002AA; Serial: TP:xxxx
- ; SEMCAD X Version 14.6.10 (7331)

SAR/d=15mm, Pin=250 mW, dist=10.0mm (ET-Probe) 2 2/Area Scan (61x61x1): Interpolated grid: dx=1.500 mm, dy=1.500 mm
Maximum value of SAR (interpolated) = 2.37 W/kg

SAR/d=15mm, Pin=250 mW, dist=10.0mm (ET-Probe) 2 2/Zoom Scan (5x5x7) (5x6x7)/Cube 0: Measurement grid: dx=8mm, dy=8mm, dz=5mm
Reference Value = 50.27 V/m; Power Drift = -0.00 dB
Peak SAR (extrapolated) = 3.19 W/kg
SAR(1 g) = 2.22 W/kg; SAR(10 g) = 1.48 W/kg
Maximum value of SAR (measured) = 2.40 W/kg

This report shall not be reproduced except in full, without the written approval of UL Verification Services Ltd.

210: System Performance Check 900MHz Head 30 06 14
Date: 30/06/2014
DUT: Dipole 900 MHz; SN: 035; Type: D900V2; Serial: SN035

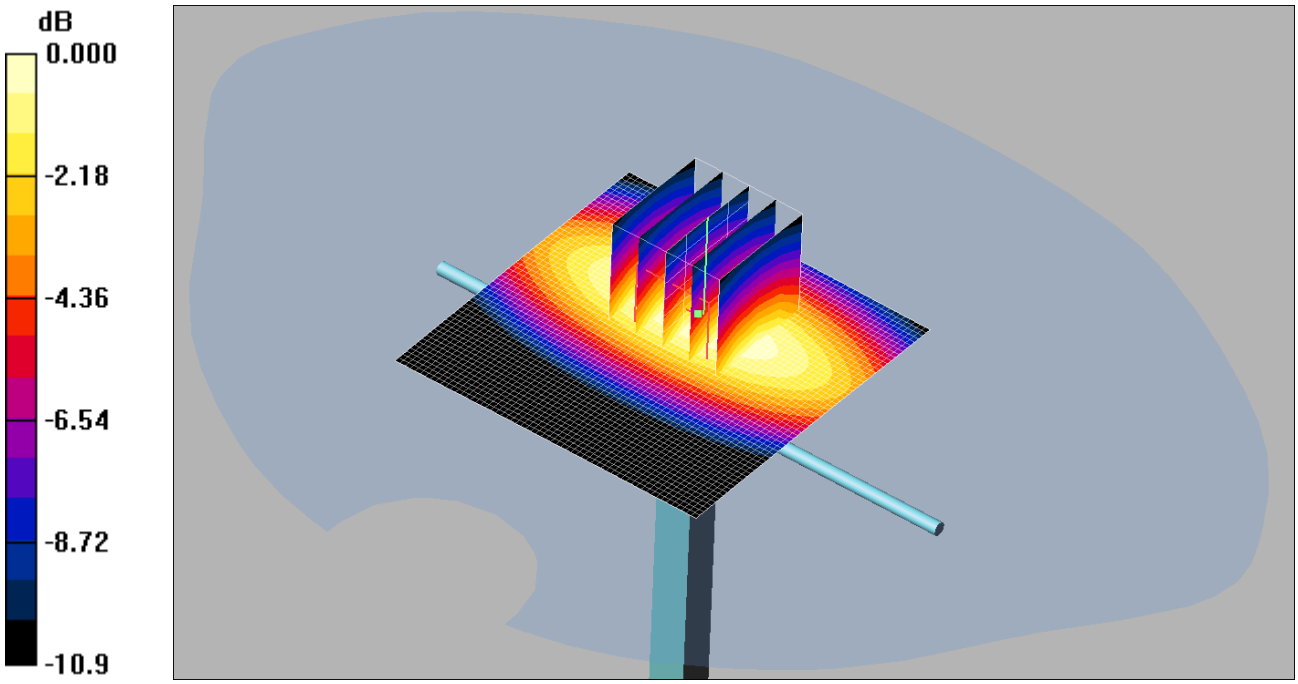

0 dB = 2.78mW/g

Communication System: CW; Frequency: 900 MHz;Duty Cycle: 1:1
Medium: 900 MHz HSL Medium parameters used: f = 900 MHz; σ = 0.958 mho/m; ε_r = 41.8; ρ = 1000 kg/m^3
Phantom section: Flat Section
DASY4 Configuration:
- Probe: ES3DV3 - SN3335; ConvF(6, 6, 6);
- Sensor-Surface: 4mm (Mechanical Surface Detection)
- Electronics: DAE3 Sn450; Calibrated: 31/10/2013
- Phantom: SAM 12b (Site 57); Type: SAM 4.0; Serial: TP:1031
- Measurement SW: DASY4, V4.7 Build 80; Postprocessing SW: SEMCAD, V1.8 Build 186

d=15mm, Pin=250mW 2/Area Scan (61x61x1): Measurement grid: dx=15mm, dy=15mm
Maximum value of SAR (interpolated) = 2.79 mW/g

d=15mm, Pin=250mW 2/Zoom Scan (5x5x7) (5x5x7)/Cube 0: Measurement grid: dx=8mm, dy=8mm, dz=5mm
Reference Value = 50.9 V/m; Power Drift = 0.019 dB
Peak SAR (extrapolated) = 3.84 W/kg
SAR(1 g) = 2.59 mW/g; SAR(10 g) = 1.69 mW/g
Maximum value of SAR (measured) = 2.78 mW/g

This report shall not be reproduced except in full, without the written approval of UL Verification Services Ltd.

211: System Performance Check 900MHz Head 03 07 14
Date: 3/7/2014
DUT: Dipole 900 MHz D900V2; Type: D900V2; Serial: D900V2 - SN:035

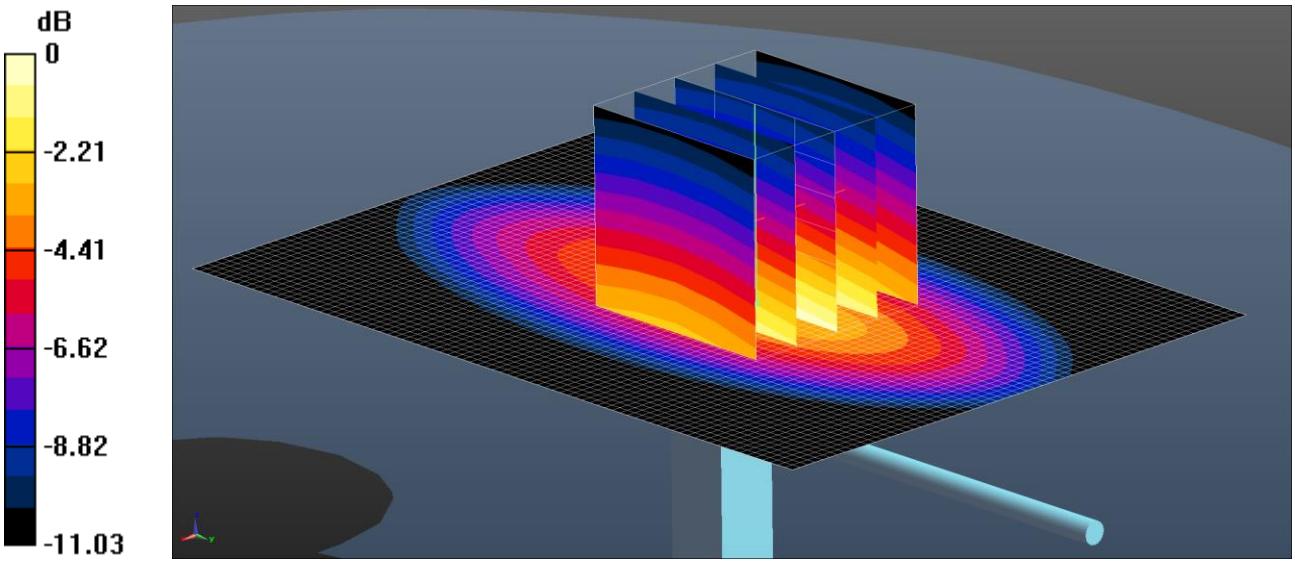

0 dB = 2.73 W/kg = 4.36 dBW/kg

Communication System: UID 0, CW; Frequency: 900 MHz;Duty Cycle: 1:1
Medium: 900 MHz HSL Medium parameters used: f = 900 MHz; σ = 0.956 S/m; ε_r = 40.905; ρ = 1000 kg/m^3
Phantom section: Flat Section
DASY4 Configuration:
- Probe: ES3DV3 - SN3304; ConvF(6.11, 6.11, 6.11); Calibrated: 2/9/2013;
- Sensor-Surface: 4mm (Mechanical Surface Detection)
- Electronics: DAE4 Sn1438; Calibrated: 12/5/2014
- Phantom: SAM (30deg probe tilt) with CRP v5.0; Type: QD000P40CD; Serial: TP:1836
- ; SEMCAD X Version 14.6.10 (7331)

SAR/d=15mm, Pin=250 mW (ET-Probe)/Area Scan (61x81x1): Interpolated grid: dx=1.500 mm, dy=1.500 mm
Maximum value of SAR (interpolated) = 1.39 W/kg
SAR/d=15mm, Pin=250 mW (ET-Probe) 2 2 2 2/Zoom Scan (5x5x7) (5x5x7)/Cube 0: Measurement grid: dx=8mm, dy=8mm, dz=5mm
Reference Value = 53.60 V/m; Power Drift = 0.00 dB
Peak SAR (extrapolated) = 3.73 W/kg
SAR(1 g) = 2.52 W/kg; SAR(10 g) = 1.63 W/kg
Maximum value of SAR (measured) = 2.73 W/kg

This report shall not be reproduced except in full, without the written approval of UL Verification Services Ltd.

212: System Performance Check 900MHz Body 30 06 14
Date: 30/06/2014
DUT: Dipole 900 MHz; SN: 035; Type: D900V2; Serial: SN035

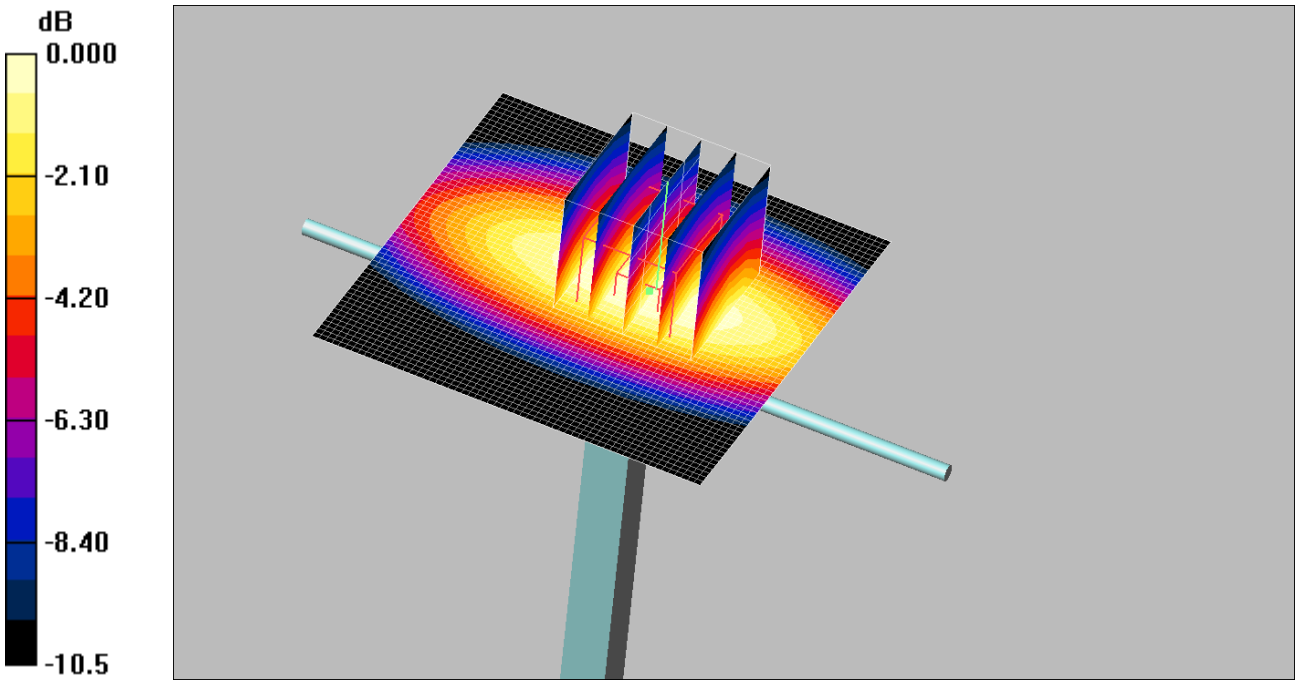

0 dB = 2.83mW/g

Communication System: CW; Frequency: 900 MHz;Duty Cycle: 1:1
Medium: 900 MHz MSL Medium parameters used: f = 900 MHz; σ = 1.01 mho/m; ε_r = 53.4; ρ = 1000 kg/m^3
Phantom section: Flat Section
DASY4 Configuration:
- Probe: ES3DV3 - SN3335; ConvF(6.04, 6.04, 6.04);
- Sensor-Surface: 4mm (Mechanical Surface Detection)
- Electronics: DAE3 Sn450; Calibrated: 31/10/2013
- Phantom: ELI v5.0; Type: QDOVA002AA; Serial: TP:xxxx
- Measurement SW: DASY4, V4.7 Build 80; Postprocessing SW: SEMCAD, V1.8 Build 186

d=15mm, Pin=250mW 2/Area Scan (61x61x1): Measurement grid: dx=15mm, dy=15mm
Maximum value of SAR (interpolated) = 2.87 mW/g

d=15mm, Pin=250mW 2/Zoom Scan (5x5x7) (5x5x7)/Cube 0: Measurement grid: dx=8mm, dy=8mm, dz=5mm
Reference Value = 53.7 V/m; Power Drift = -0.012 dB
Peak SAR (extrapolated) = 3.86 W/kg
SAR(1 g) = 2.63 mW/g; SAR(10 g) = 1.72 mW/g
Maximum value of SAR (measured) = 2.83 mW/g

This report shall not be reproduced except in full, without the written approval of UL Verification Services Ltd.

213: System Performance Check 900MHz Body 03 07 14
Date: 3/7/2014
DUT: Dipole 900 MHz; SN: 035; Type: D900V2; Serial: SN035

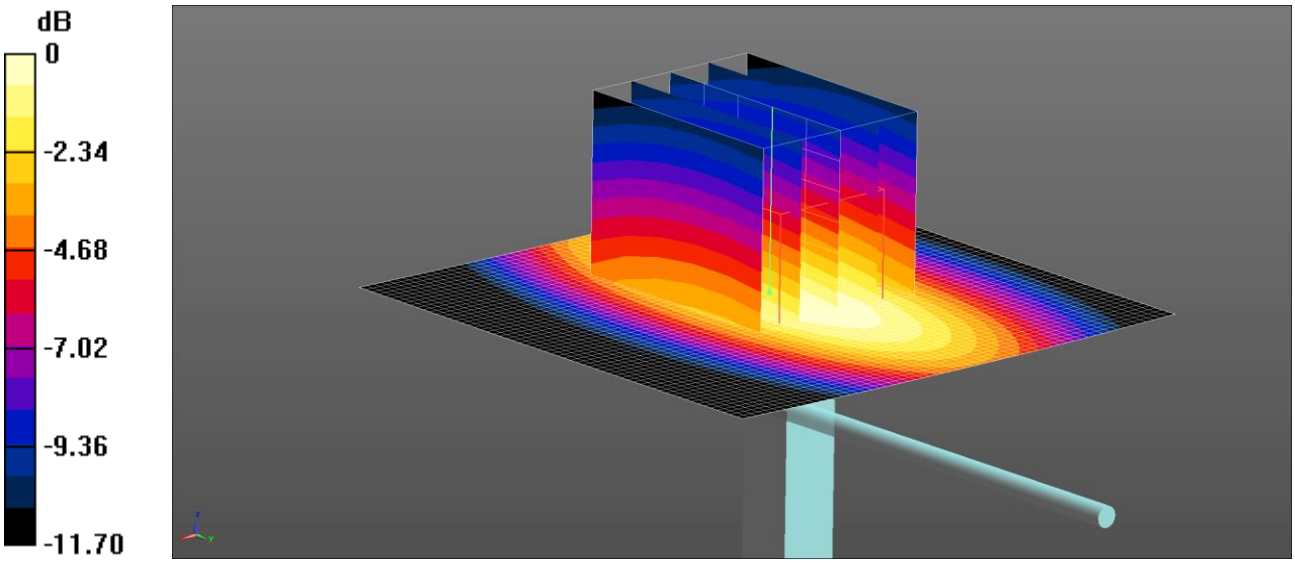

0 dB = 2.72 W/kg = 4.35 dBW/kg

Communication System: UID 0, CW; Frequency: 900 MHz;Duty Cycle: 1:1
Medium: 900 MHz MSL Medium parameters used: f = 900 MHz; σ = 1.076 S/m; ε_r = 53.744; ρ = 1000 kg/m^3
Phantom section: Flat Section
DASY4 Configuration:
- Probe: ES3DV3 - SN3304; ConvF(5.95, 5.95, 5.95); Calibrated: 2/9/2013;
- Sensor-Surface: 4mm (Mechanical Surface Detection)
- Electronics: DAE4 Sn1438; Calibrated: 12/5/2014
- Phantom: ELI v5.0 (30deg probe tilt); Type: QDOVA002AA; Serial: TP:xxxx
- ; SEMCAD X Version 14.6.10 (7331)

SAR/d=15mm, Pin=250 mW, dist=10.0mm (ET-Probe) 2/Area Scan (61x61x1): Interpolated grid: dx=1.500 mm, dy=1.500 mm
Maximum value of SAR (interpolated) = 2.74 W/kg
SAR/d=15mm, Pin=250 mW, dist=10.0mm (ET-Probe) 2/Zoom Scan (5x5x7) (5x6x7)/Cube 0: Measurement grid: dx=8mm, dy=8mm, dz=5mm
Reference Value = 51.04 V/m; Power Drift = -0.02 dB
Peak SAR (extrapolated) = 3.75 W/kg
SAR(1 g) = 2.52 W/kg; SAR(10 g) = 1.63 W/kg
Maximum value of SAR (measured) = 2.72 W/kg

This report shall not be reproduced except in full, without the written approval of UL Verification Services Ltd.

214: System Performance Check 1800MHz Head 30 06 14
Date: 30/06/2014
DUT: Dipole 1800 MHz; Type: D1800V2; Serial: 2d009

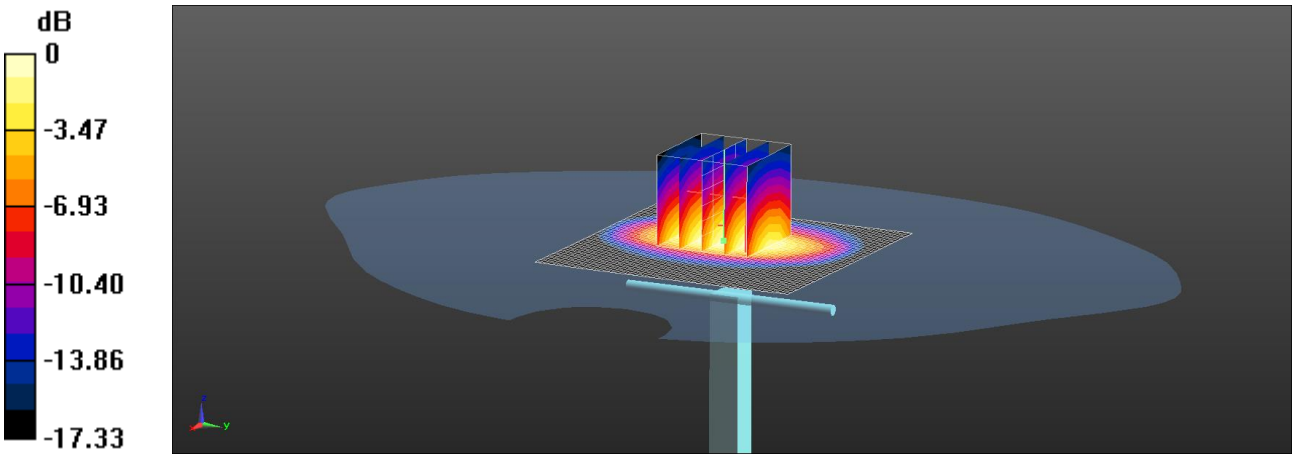

0 dB = 10.4 W/kg = 10.17 dBW/kg

Communication System: UID 0 - n/a, CW; Frequency: 1800 MHz;Duty Cycle: 1:1
Medium: 1800 MHz HSL Medium parameters used: f = 1800 MHz; σ = 1.386 S/m; ε_r = 38.377; ρ = 1000 kg/m^3
Phantom section: Flat Section
DASY4 Configuration:
- Probe: ET3DV6 - SN1528; ConvF(5.25, 5.25, 5.25); Calibrated: 16/04/2014;
- Sensor-Surface: 4mm (Mechanical Surface Detection)
- Electronics: DAE3 Sn417; Calibrated: 10/04/2014
- Phantom: SAM A (Site 58); Type: QD000P40Ca; Serial: TP:1193
- ; SEMCAD X Version 14.6.9 (7117)

SAR/d=10mm, Pin=250 mW, dist=10.0mm (ET-Probe) 2/Area Scan (61x61x1): Interpolated grid: dx=1.500 mm, dy=1.500 mm
Maximum value of SAR (interpolated) = 10.7 W/kg

SAR/d=10mm, Pin=250 mW, dist=10.0mm (ET-Probe) 2/Zoom Scan (5x5x7) (5x5x7)/Cube 0: Measurement grid: dx=8mm, dy=8mm, dz=5mm
Reference Value = 86.182 V/m; Power Drift = 0.06 dB
Peak SAR (extrapolated) = 15.3 W/kg
SAR(1 g) = 9.23 W/kg; SAR(10 g) = 4.96 W/kg
Maximum value of SAR (measured) = 10.4 W/kg

This report shall not be reproduced except in full, without the written approval of UL Verification Services Ltd.

215: System Performance Check 1800MHz Body 30 06 14
Date: 30/06/2014
DUT: Dipole 1800 MHz; Type: D1800V2; Serial: 2d009

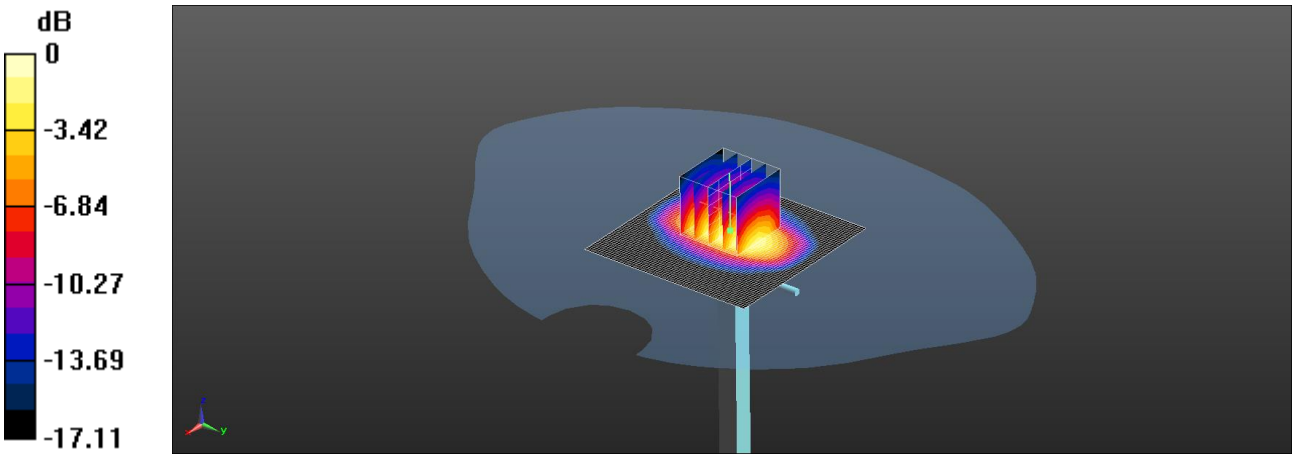

0 dB = 10.1 W/kg = 10.04 dBW/kg

Communication System: UID 0 - n/a, CW; Frequency: 1800 MHz;Duty Cycle: 1:1
Medium: 1800 MHz MSL Medium parameters used: f = 1800 MHz; σ = 1.569 S/m; ε_r = 50.807; ρ = 1000 kg/m^3
Phantom section: Flat Section
DASY4 Configuration:
- Probe: ET3DV6 - SN1528; ConvF(4.68, 4.68, 4.68); Calibrated: 16/04/2014;
- Sensor-Surface: 4mm (Mechanical Surface Detection)
- Electronics: DAE3 Sn417; Calibrated: 10/04/2014
- Phantom: SAM B (Site 58); Type: Twin Phantom; Serial: TP:1020
- ; SEMCAD X Version 14.6.9 (7117)

SAR/d=10mm, Pin=250 mW, dist=10.0mm (ET-Probe) 2/Area Scan (61x61x1): Interpolated grid: dx=1.500 mm, dy=1.500 mm
Maximum value of SAR (interpolated) = 10.6 W/kg

SAR/d=10mm, Pin=250 mW, dist=10.0mm (ET-Probe) 2/Zoom Scan (5x5x7) (5x5x7)/Cube 0: Measurement grid: dx=8mm, dy=8mm, dz=5mm
Reference Value = 86.626 V/m; Power Drift = 0.11 dB
Peak SAR (extrapolated) = 14.4 W/kg
SAR(1 g) = 8.99 W/kg; SAR(10 g) = 4.87 W/kg
Maximum value of SAR (measured) = 10.1 W/kg

This report shall not be reproduced except in full, without the written approval of UL Verification Services Ltd.

216: System Performance Check 1900MHz Head 30 06 14
Date: 30/6/14
DUT: Dipole 1900 MHz; Type: D1900V2; Serial: SN537

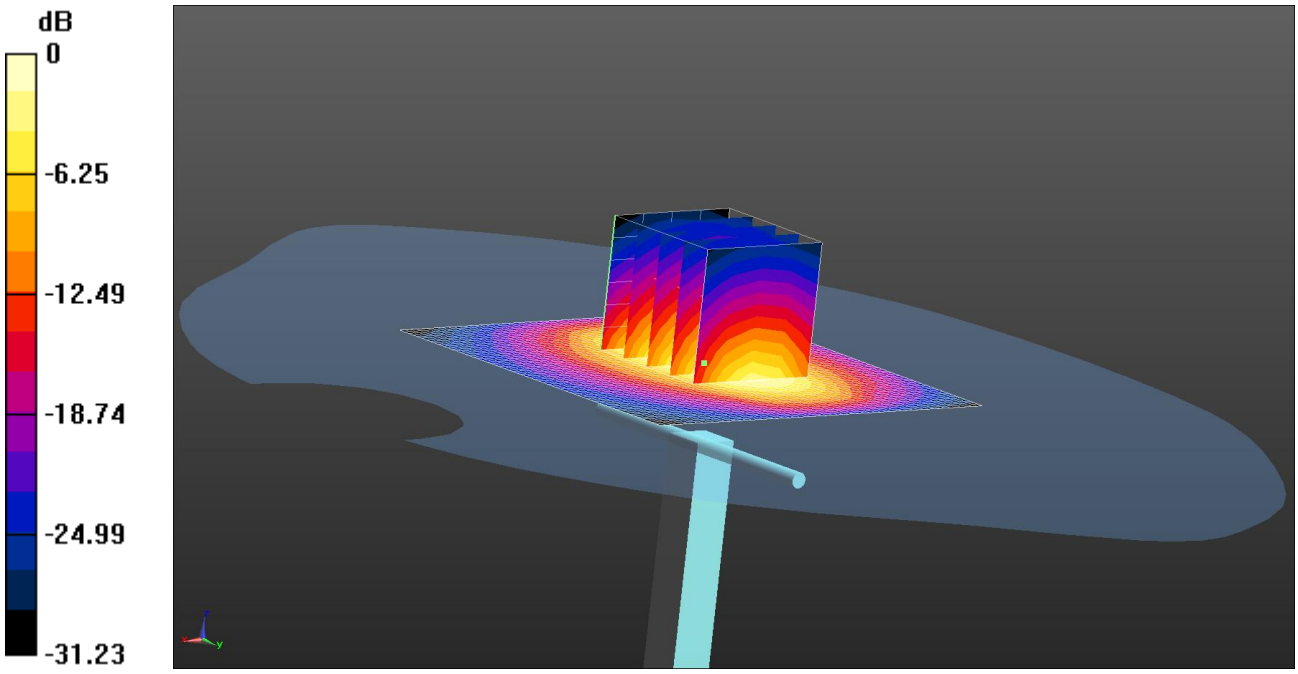

0 dB = 11.4 W/kg = 10.58 dBW/kg

Communication System: UID 0, CW (0); Frequency: 1900 MHz;Duty Cycle: 1:1
Medium: 1900 MHz HSL Medium parameters used: f = 1900 MHz; σ = 1.341 S/m; ε_r = 39.68; ρ = 1000 kg/m^3
Phantom section: Flat Section
DASY4 Configuration:
- Probe: EX3DV4 - SN3995; ConvF(7.96, 7.96, 7.96); Calibrated: 9/5/14;
- Sensor-Surface: 4mm (Mechanical Surface Detection)
- Electronics: DAE4 Sn1435; Calibrated: 15/4/14
- Phantom: SAM (30deg probe tilt) with CRP v5.0; Type: QD000P40CD; Serial: TP:1832
- ; SEMCAD X Version 14.6.10 (7331)

SAR/d=15mm, Pin=250 mW, dist=10.0mm (ET-Probe) 2 2/Area Scan (61x61x1): Interpolated grid: dx=1.500 mm, dy=1.500 mm
Maximum value of SAR (interpolated) = 11.4 W/kg

SAR/d=15mm, Pin=250 mW, dist=10.0mm (ET-Probe) 2 2/Zoom Scan (5x5x7) (5x5x7)/Cube 0: Measurement grid: dx=8mm, dy=8mm, dz=5mm
Reference Value = 90.10 V/m; Power Drift = 0.06 dB
Peak SAR (extrapolated) = 18.1 W/kg
SAR(1 g) = 9.84 W/kg; SAR(10 g) = 5.11 W/kg
Maximum value of SAR (measured) = 11.0 W/kg

This report shall not be reproduced except in full, without the written approval of UL Verification Services Ltd.

217: System Performance Check 1900MHz Body 03 07 14
Date: 3/7/14
DUT: Dipole 1900 MHz; Type: D1900V2; Serial: SN537

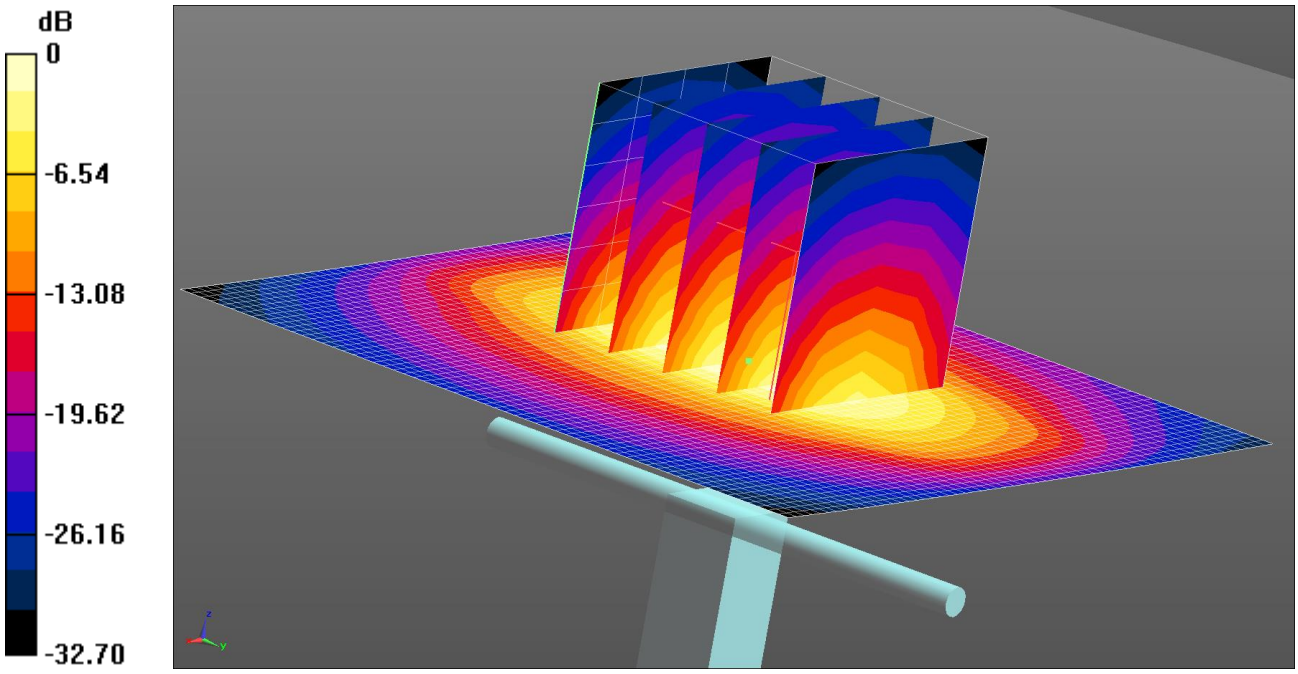

0 dB = 11.4 W/kg = 10.55 dBW/kg

Communication System: UID 0, CW (0); Frequency: 1900 MHz;Duty Cycle: 1:1
Medium: 1900 MHz /MSL Medium parameters used: f = 1900 MHz; σ = 1.494 S/m; ε_r = 52.297; ρ = 1000 kg/m^3
Phantom section: Flat Section
DASY4 Configuration:
- Probe: EX3DV4 - SN3995; ConvF(7.74, 7.74, 7.74); Calibrated: 9/5/14;
- Sensor-Surface: 4mm (Mechanical Surface Detection)
- Electronics: DAE4 Sn1435; Calibrated: 15/4/14
- Phantom: ELI v5.0 (30deg probe tilt); Type: QDOVA002AA; Serial: TP:xxxx
- ; SEMCAD X Version 14.6.10 (7331)

SAR/d=15mm, Pin=250 mW, dist=10.0mm (ET-Probe) 2 2/Area Scan (61x61x1): Interpolated grid: dx=1.500 mm, dy=1.500 mm
Maximum value of SAR (interpolated) = 11.4 W/kg

SAR/d=15mm, Pin=250 mW, dist=10.0mm (ET-Probe) 2 2/Zoom Scan (5x5x7) (5x5x7)/Cube 0: Measurement grid: dx=8mm, dy=8mm, dz=5mm
Reference Value = 89.33 V/m; Power Drift = -0.34 dB
Peak SAR (extrapolated) = 17.8 W/kg
SAR(1 g) = 9.74 W/kg; SAR(10 g) = 5.04 W/kg
Maximum value of SAR (measured) = 11.0 W/kg

This report shall not be reproduced except in full, without the written approval of UL Verification Services Ltd.

218: System Performance Check 1900MHz Body 30 06 14
Date: 30/6/14
DUT: Dipole 1900 MHz; Type: D1900V2; Serial: SN537

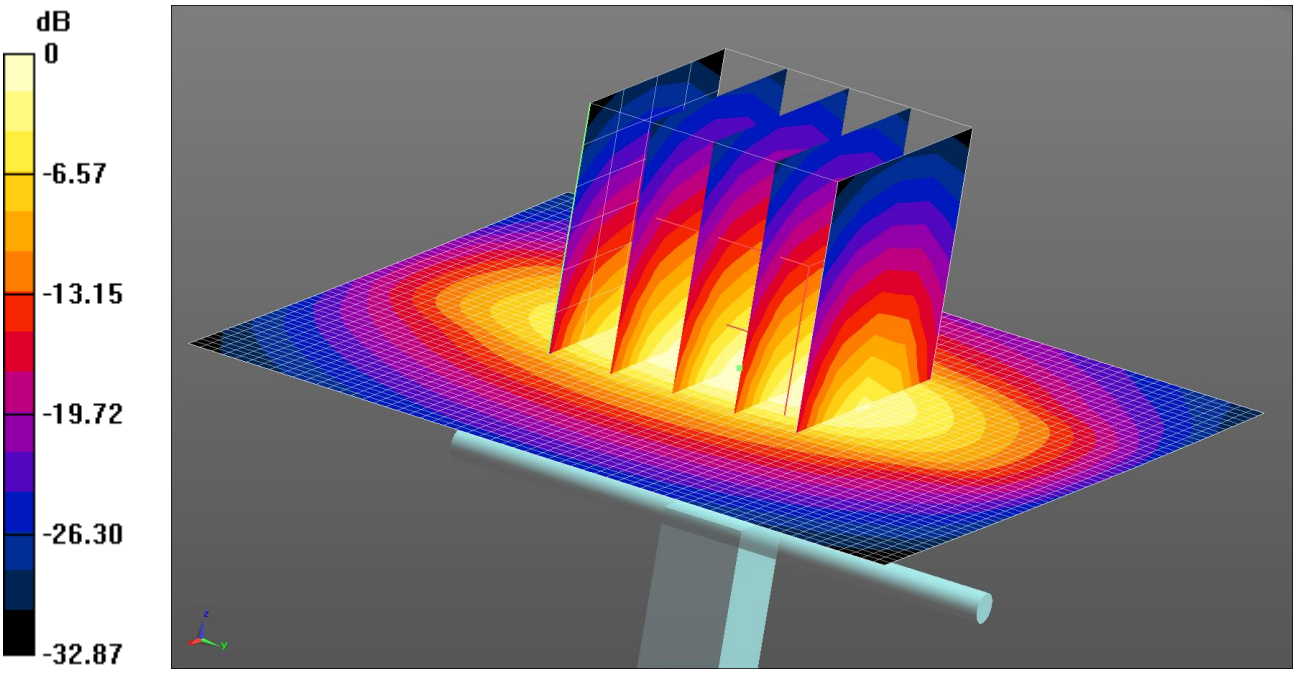

0 dB = 12.0 W/kg = 10.77 dBW/kg

Communication System: UID 0, CW (0); Frequency: 1900 MHz;Duty Cycle: 1:1
Medium: 1900 MHz /MSL Medium parameters used: f = 1900 MHz; σ = 1.531 S/m; ε_r = 53.401; ρ = 1000 kg/m^3
Phantom section: Flat Section
DASY4 Configuration:
- Probe: EX3DV4 - SN3995; ConvF(7.74, 7.74, 7.74); Calibrated: 9/5/14;
- Sensor-Surface: 4mm (Mechanical Surface Detection)
- Electronics: DAE4 Sn1435; Calibrated: 15/4/14
- Phantom: ELI v5.0 (30deg probe tilt); Type: QDOVA002AA; Serial: TP:xxxx
- ; SEMCAD X Version 14.6.10 (7331)

SAR/d=15mm, Pin=250 mW, dist=10.0mm (ET-Probe) 2 2/Area Scan (61x61x1): Interpolated grid: dx=1.500 mm, dy=1.500 mm
Maximum value of SAR (interpolated) = 12.0 W/kg

SAR/d=15mm, Pin=250 mW, dist=10.0mm (ET-Probe) 2 2/Zoom Scan (5x5x7) (5x5x7)/Cube 0: Measurement grid: dx=8mm, dy=8mm, dz=5mm
Reference Value = 87.42 V/m; Power Drift = -0.04 dB
Peak SAR (extrapolated) = 18.6 W/kg
SAR(1 g) = 10.3 W/kg; SAR(10 g) = 5.36 W/kg
Maximum value of SAR (measured) = 11.6 W/kg

This report shall not be reproduced except in full, without the written approval of UL Verification Services Ltd.

219: System Performance Check 2450MHz Head 30 06 14
Date: 30/06/2014
DUT: Dipole 2440 MHz; Type: D2440V2; Serial: D2440V2 - SN:701

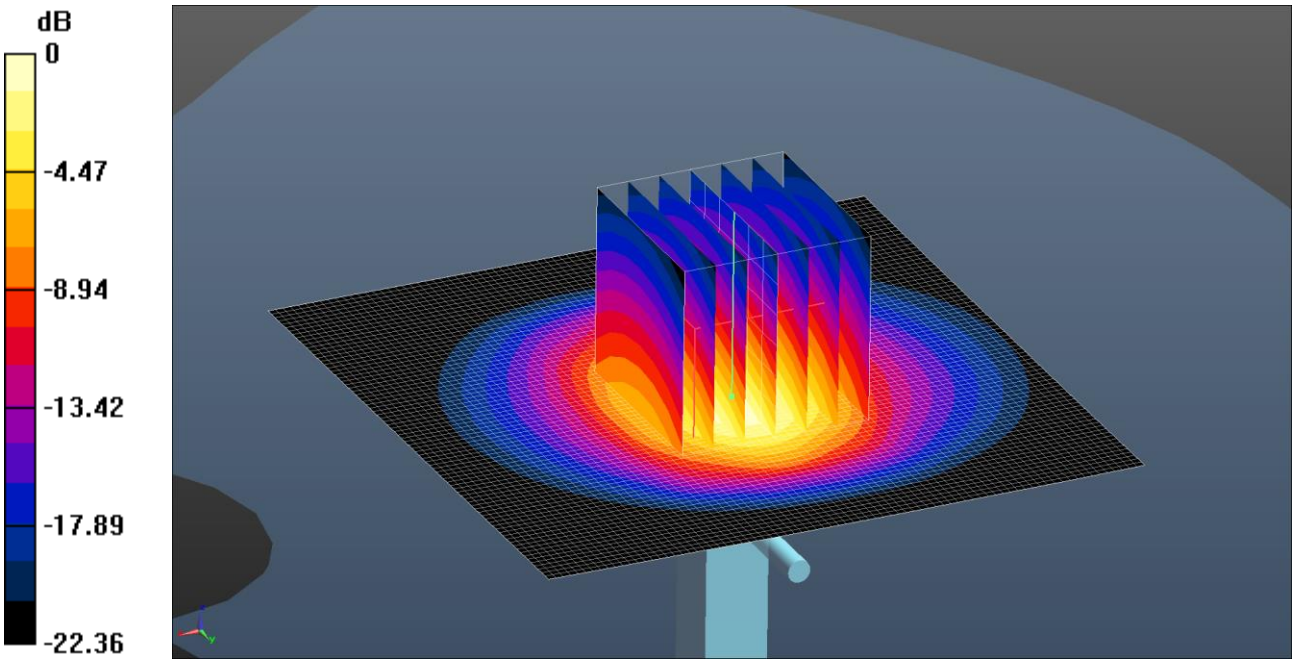

0 dB = 15.3 W/kg = 11.85 dBW/kg

Communication System: UID 0, CW (0); Frequency: 2450 MHz;Duty Cycle: 1:1
Medium: 2450 MHz HSL Medium parameters used: f = 2450 MHz; σ = 1.811 S/m; ε_r = 39.844; ρ = 1000 kg/m^3
Phantom section: Flat Section
DASY4 Configuration:
- Probe: EX3DV4 - SN3994; ConvF(7.34, 7.34, 7.34); Calibrated: 07/05/2014;
- Sensor-Surface: 4mm (Mechanical Surface Detection)
- Electronics: DAE3 Sn431; Calibrated: 18/11/2013
- Phantom: SAM (30deg probe tilt) with CRP v5.0; Type: QD000P40CD; Serial: TP:xxxx
- ; SEMCAD X Version 14.6.10 (7164)

Configuration/d=10mm, Pin=250mW/Area Scan (81x81x1): Interpolated grid: dx=1.200 mm, dy=1.200 mm
Maximum value of SAR (interpolated) = 15.6 W/kg
Configuration/d=10mm, Pin=250mW/Zoom Scan (7x7x7) (7x7x7)/Cube 0: Measurement grid: dx=5mm, dy=5mm, dz=5mm
Reference Value = 92.285 V/m; Power Drift = 0.05 dB
Peak SAR (extrapolated) = 28.4 W/kg
SAR(1 g) = 13.5 W/kg; SAR(10 g) = 6.18 W/kg
Maximum value of SAR (measured) = 15.3 W/kg

This report shall not be reproduced except in full, without the written approval of UL Verification Services Ltd.

220: System Performance Check 2450MHz Body 30 06 14
Date: 30/06/2014
DUT: Dipole 2440 MHz; Type: D2440V2; Serial: D2440V2 - SN:701

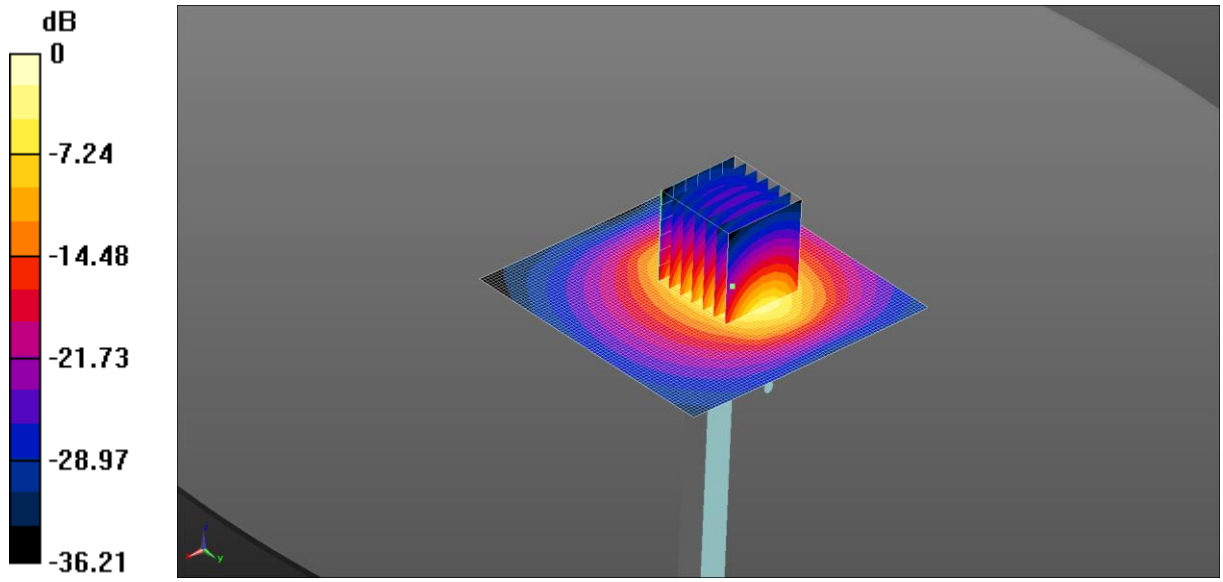

0 dB = 15.0 W/kg = 11.76 dBW/kg

Communication System: UID 0, CW (0); Frequency: 2450 MHz;Duty Cycle: 1:1
Medium: 2450MHz MSL Medium parameters used: f = 2450 MHz; σ = 2.041 S/m; ε_r = 50.777; ρ = 1000 kg/m^3
Phantom section: Flat Section
DASY4 Configuration:
- Probe: EX3DV4 - SN3994; ConvF(7.39, 7.39, 7.39); Calibrated: 07/05/2014;
- Sensor-Surface: 4mm (Mechanical Surface Detection)
- Electronics: DAE3 Sn431; Calibrated: 18/11/2013
- Phantom: ELI v5.0; Type: QDOVA002AA; Serial: TP:xxxx
- ; SEMCAD X Version 14.6.10 (7164)

Configuration/d=10mm, Pin=250mW 2/Area Scan (81x81x1): Interpolated grid: dx=1.200 mm, dy=1.200 mm
Maximum value of SAR (interpolated) = 15.0 W/kg

Configuration/d=10mm, Pin=250mW 2/Zoom Scan (7x7x7) (7x7x7)/Cube 0: Measurement grid: dx=5mm, dy=5mm, dz=5mm
Reference Value = 66.031 V/m; Power Drift = 0.22 dB
Peak SAR (extrapolated) = 26.5 W/kg
SAR(1 g) = 12.9 W/kg; SAR(10 g) = 5.91 W/kg
Maximum value of SAR (measured) = 14.7 W/kg

This report shall not be reproduced except in full, without the written approval of UL Verification Services Ltd.

221: System Performance Check 2600MHz head 01 07 14
Date: 01/07/2014
DUT: Dipole 2600 MHz; Type: D2600V2; Serial: D2600V2 - SN:1046

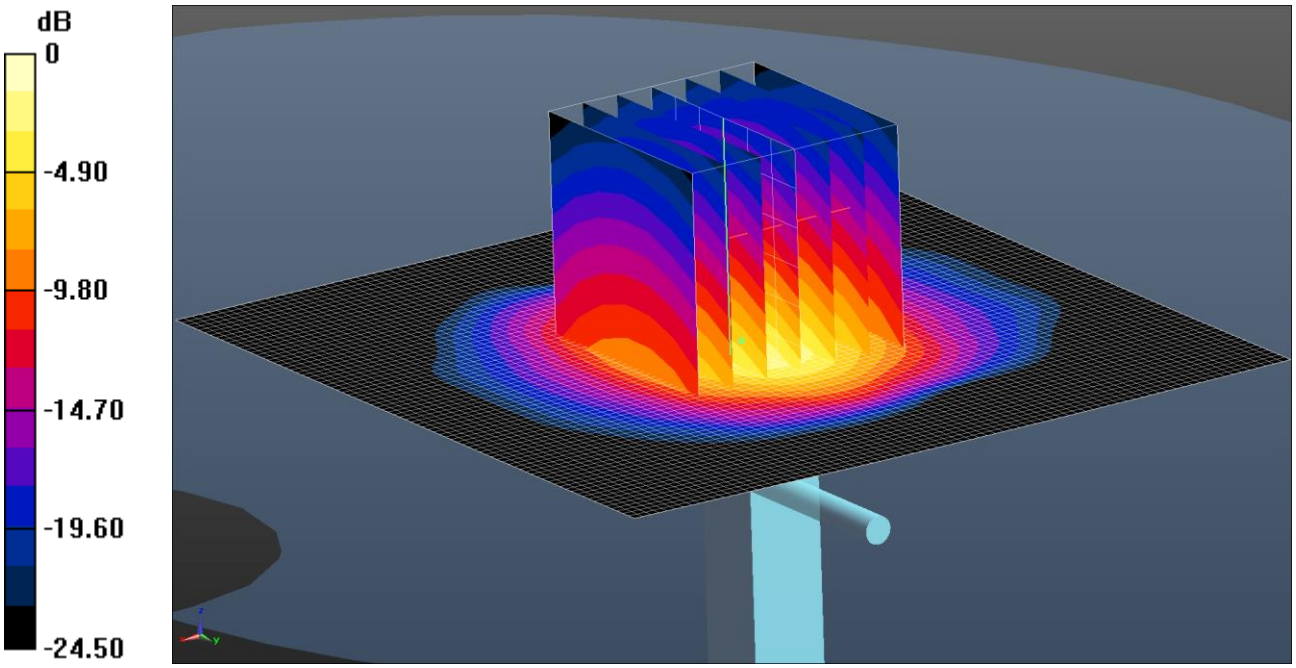

0 dB = 23.6 W/kg = 13.73 dBW/kg

Communication System: UID 0, CW (0); Frequency: 2600 MHz;Duty Cycle: 1:1
Medium: 2600 MHz HSL Medium parameters used: f = 2600 MHz; σ = 1.979 S/m; ε_r = 39.352; ρ = 1000 kg/m^3
Phantom section: Flat Section
DASY4 Configuration:
- Probe: EX3DV4 - SN3994; ConvF(7.14, 7.14, 7.14); Calibrated: 07/05/2014;
- Sensor-Surface: 4mm (Mechanical Surface Detection), Sensor-Surface: 2mm (Mechanical Surface Detection)
- Electronics: DAE3 Sn431; Calibrated: 18/11/2013
- Phantom: SAM (30deg probe tilt) with CRP v5.0; Type: QD000P40CD; Serial: TP:xxxx
- ; SEMCAD X Version 14.6.10 (7164)

Configuration/d=10mm, Pin=250mW 2 2/Area Scan (81x81x1): Interpolated grid: dx=1.200 mm, dy=1.200 mm
Maximum value of SAR (interpolated) = 17.4 W/kg
Configuration/d=10mm, Pin=250mW 2 2/Zoom Scan (7x7x7) (7x7x7)/Cube 0: Measurement grid: dx=5mm, dy=5mm, dz=5mm
Reference Value = 92.612 V/m; Power Drift = 0.03 dB
Peak SAR (extrapolated) = 32.6 W/kg
SAR(1 g) = 15 W/kg; SAR(10 g) = 6.62 W/kg
Maximum value of SAR (measured) = 23.6 W/kg

This report shall not be reproduced except in full, without the written approval of UL Verification Services Ltd.

222: System Performance Check 2600MHz Body 03 07 14
Date: 03/07/2014
DUT: Dipole 2600 MHz; Type: D2600V2; Serial: D2600V2 - SN:1046

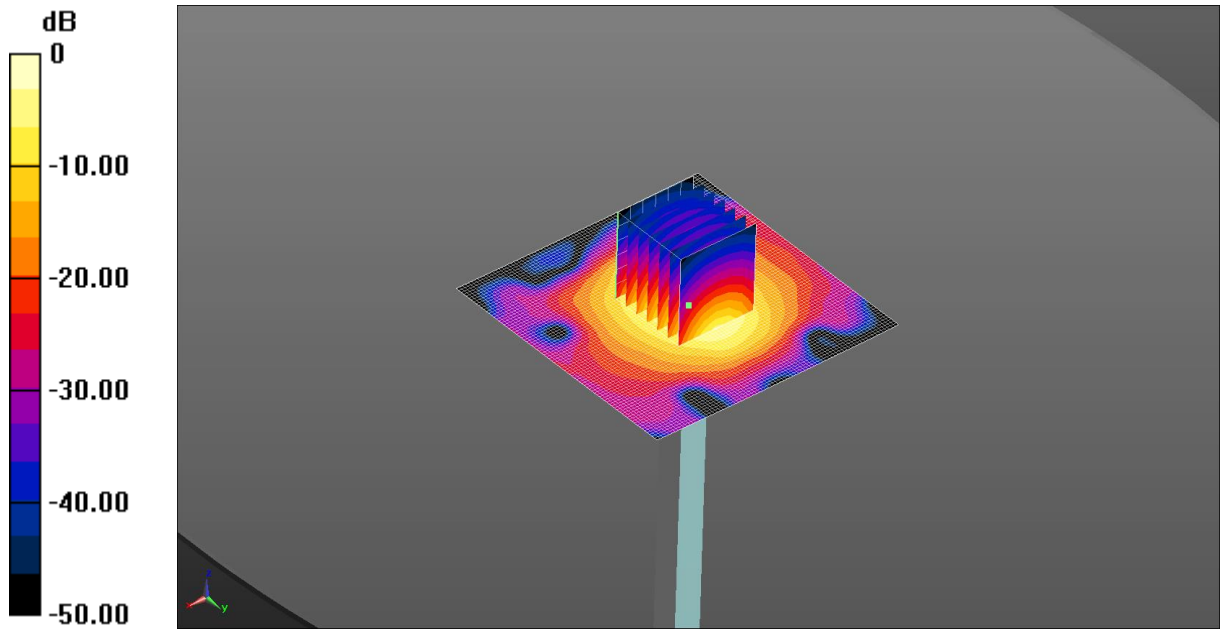

0 dB = 19.8 W/kg = 12.97 dBW/kg

Communication System: UID 0, CW (0); Frequency: 2600 MHz;Duty Cycle: 1:1
Medium: 2600MHz MSL Medium parameters used: f = 2600 MHz; σ = 2.214 S/m; ε_r = 51.119; ρ = 1000 kg/m^3
Phantom section: Flat Section
DASY4 Configuration:
- Probe: EX3DV4 - SN3994; ConvF(7.16, 7.16, 7.16); Calibrated: 07/05/2014;
- Sensor-Surface: 3mm (Mechanical Surface Detection)
- Electronics: DAE3 Sn431; Calibrated: 18/11/2013
- Phantom: ELI v5.0; Type: QDOVA002AA; Serial: TP:xxxx
- ; SEMCAD X Version 14.6.10 (7164)

Configuration/d=10mm, Pin=250mW 2 2 2/Area Scan (81x81x1): Interpolated grid: dx=1.200 mm, dy=1.200 mm
Maximum value of SAR (interpolated) = 19.8 W/kg

Configuration/d=10mm, Pin=250mW 2 2 2/Zoom Scan (7x7x7) (7x7x7)/Cube 0: Measurement grid: dx=5mm, dy=5mm, dz=5mm
Reference Value = 94.121 V/m; Power Drift = 0.07 dB
Peak SAR (extrapolated) = 32.5 W/kg
SAR(1 g) = 14.8 W/kg; SAR(10 g) = 6.43 W/kg
Maximum value of SAR (measured) = 19.8 W/kg

This report shall not be reproduced except in full, without the written approval of UL Verification Services Ltd.

223: System Performance Check 2600MHz Body 07 07 14
Date: 07/07/2014
DUT: Dipole 2600 MHz; Type: D2600V2; Serial: D2600V2 - SN:1046

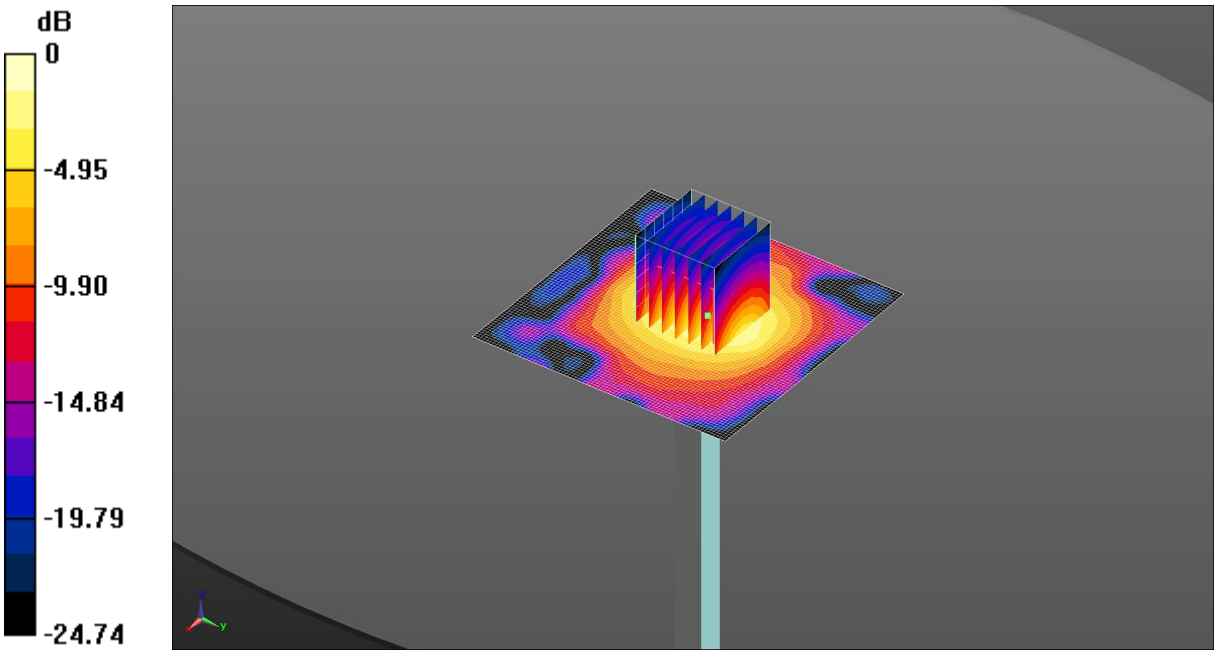

0 dB = 19.0 W/kg = 12.78 dBW/kg

Communication System: UID 0, CW (0); Frequency: 2600 MHz;Duty Cycle: 1:1
Medium: 2600MHz MSL Medium parameters used: f = 2600 MHz; σ = 2.197 S/m; ε_r = 51.087; ρ = 1000 kg/m^3
Phantom section: Flat Section
DASY4 Configuration:
- Probe: EX3DV4 - SN3994; ConvF(7.16, 7.16, 7.16); Calibrated: 07/05/2014;
- Sensor-Surface: 3mm (Mechanical Surface Detection)
- Electronics: DAE3 Sn431; Calibrated: 18/11/2013
- Phantom: ELI v5.0; Type: QDOVA002AA; Serial: TP:xxxx
- ; SEMCAD X Version 14.6.10 (7164)

Configuration/d=10mm, Pin=250mW/Zoom Scan (7x7x7) (7x7x7)/Cube 0: Measurement grid: dx=5mm, dy=5mm, dz=5mm
Reference Value = 91.101 V/m; Power Drift = 0.13 dB
Peak SAR (extrapolated) = 31.6 W/kg
SAR(1 g) = 14.2 W/kg; SAR(10 g) = 6.11 W/kg
Maximum value of SAR (measured) = 19.0 W/kg

Configuration/d=10mm, Pin=250mW/Area Scan (81x81x1): Interpolated grid: dx=1.200 mm, dy=1.200 mm
Maximum value of SAR (interpolated) = 19.1 W/kg

This report shall not be reproduced except in full, without the written approval of UL Verification Services Ltd.

224: System Performance Check 5200 MHz Head 01 07 14
Date: 1/7/2014
DUT: 5GHz Dipole; Type: D5GHzV2; Serial: SN 1016

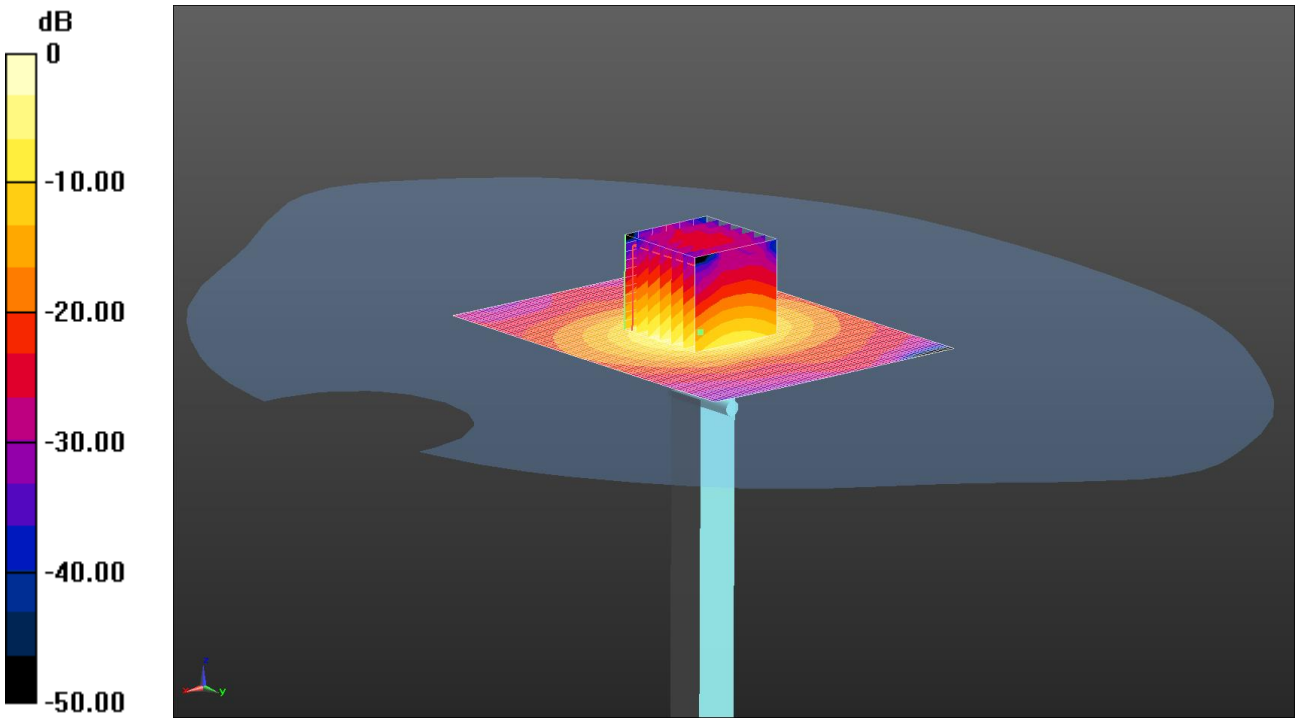

0 dB = 15.7 W/kg = 11.96 dBW/kg

Communication System: UID 0, CW (0); Frequency: 5200 MHz;Duty Cycle: 1:1
Medium: 5200/5500/5800 MHz HSL Medium parameters used: f = 5200 MHz; σ = 4.701 S/m; ε_r = 36.31; ρ = 1000 kg/m^3
Phantom section: Flat Section
DASY4 Configuration:
- Probe: EX3DV4 - SN3814; ConvF(5.07, 5.07, 5.07); Calibrated: 24/9/2013;
- Sensor-Surface: 2mm (Mechanical Surface Detection)
- Electronics: DAE4 Sn1438; Calibrated: 12/5/2014
- Phantom: SAM (30deg probe tilt) with CRP v5.0; Type: QD000P40CD; Serial: TP:1836
- ; SEMCAD X Version 14.6.10 (7331)

Configuration/d=10mm, Pin=100mW 2 2/Area Scan (71x91x1): Interpolated grid: dx=1.000 mm, dy=1.000 mm
Maximum value of SAR (interpolated) = 16.3 W/kg

Configuration/d=10mm, Pin=100mW 2 2/Zoom Scan (7x7x12) (7x7x12)/Cube 0: Measurement grid: dx=4mm, dy=4mm, dz=2mm
Reference Value = 43.88 V/m; Power Drift = -0.05 dB
Peak SAR (extrapolated) = 30.5 W/kg
SAR(1 g) = 7.59 W/kg; SAR(10 g) = 2.19 W/kg
Maximum value of SAR (measured) = 15.7 W/kg

This report shall not be reproduced except in full, without the written approval of UL Verification Services Ltd.

225: System Performance Check 5500 MHz Head 01 07 14
Date/Time: 1/7/2014
DUT: 5GHz Dipole; Type: D5GHzV2; Serial: SN 1016

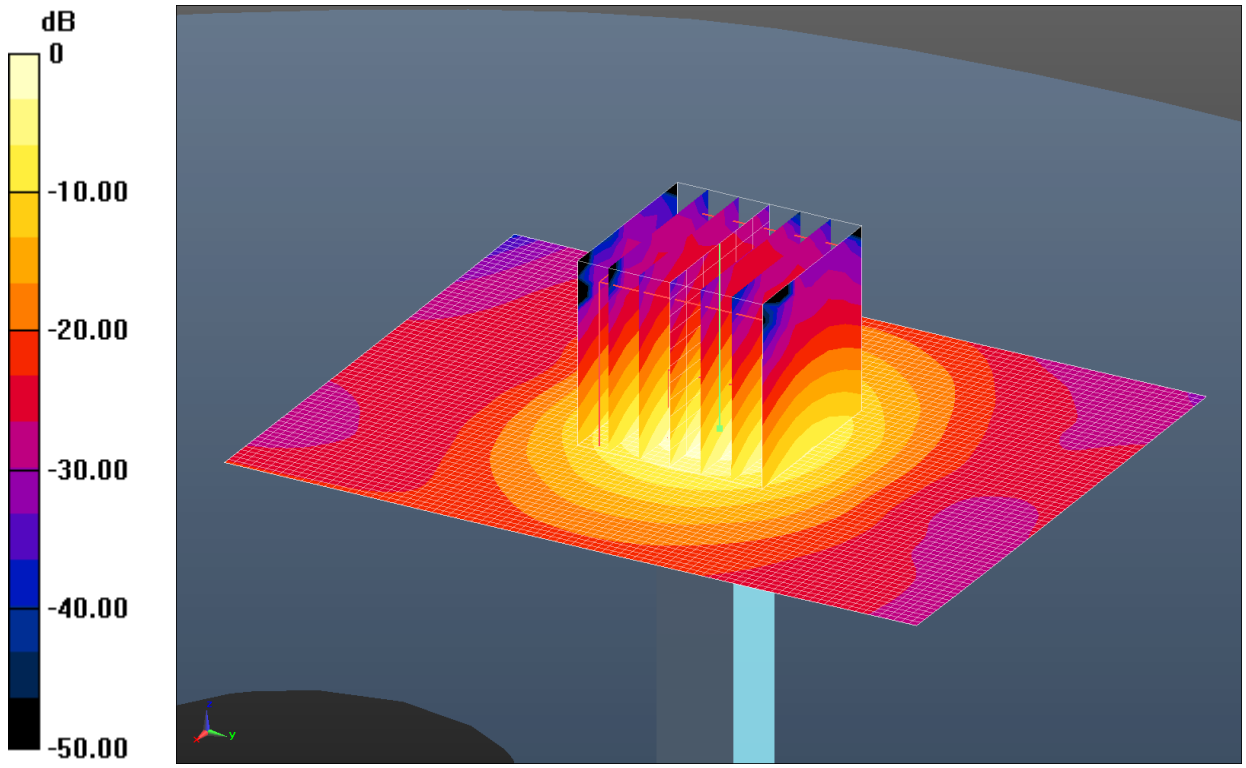

0 dB = 17.4 W/kg = 12.41 dBW/kg

Communication System: UID 0, CW (0); Frequency: 5500 MHz;Duty Cycle: 1:1
Medium: 5200/5500/5800 MHz HSL Medium parameters used: f = 5500 MHz; σ = 5.031 S/m; ε_r = 35.982; ρ = 1000 kg/m^3
Phantom section: Flat Section
DASY4 Configuration:
- Probe: EX3DV4 - SN3814; ConvF(4.76, 4.76, 4.76); Calibrated: 24/9/2013;
- Sensor-Surface: 2mm (Mechanical Surface Detection)
- Electronics: DAE4 Sn1438; Calibrated: 12/5/2014
- Phantom: SAM (30deg probe tilt) with CRP v5.0; Type: QD000P40CD; Serial: TP:1836
- ; SEMCAD X Version 14.6.10 (7331)

Configuration/d=10mm, Pin=100mW 2 2/Area Scan (71x91x1): Interpolated grid: dx=1.000 mm, dy=1.000 mm
Maximum value of SAR (interpolated) = 18.9 W/kg

Configuration/d=10mm, Pin=100mW 2 2/Zoom Scan (7x7x12) (7x7x12)/Cube 0: Measurement grid: dx=4mm, dy=4mm, dz=2mm
Reference Value = 43.84 V/m; Power Drift = -0.14 dB
Peak SAR (extrapolated) = 35.5 W/kg
SAR(1 g) = 8.24 W/kg; SAR(10 g) = 2.34 W/kg

Maximum value of SAR (measured) = 17.4 W/kg

This report shall not be reproduced except in full, without the written approval of UL Verification Services Ltd.

226: System Performance Check 5800 MHz Head 01 07 14
Date/Time: 1/7/2014
DUT: 5GHz Dipole; Type: D5GHzV2; Serial: SN 1016

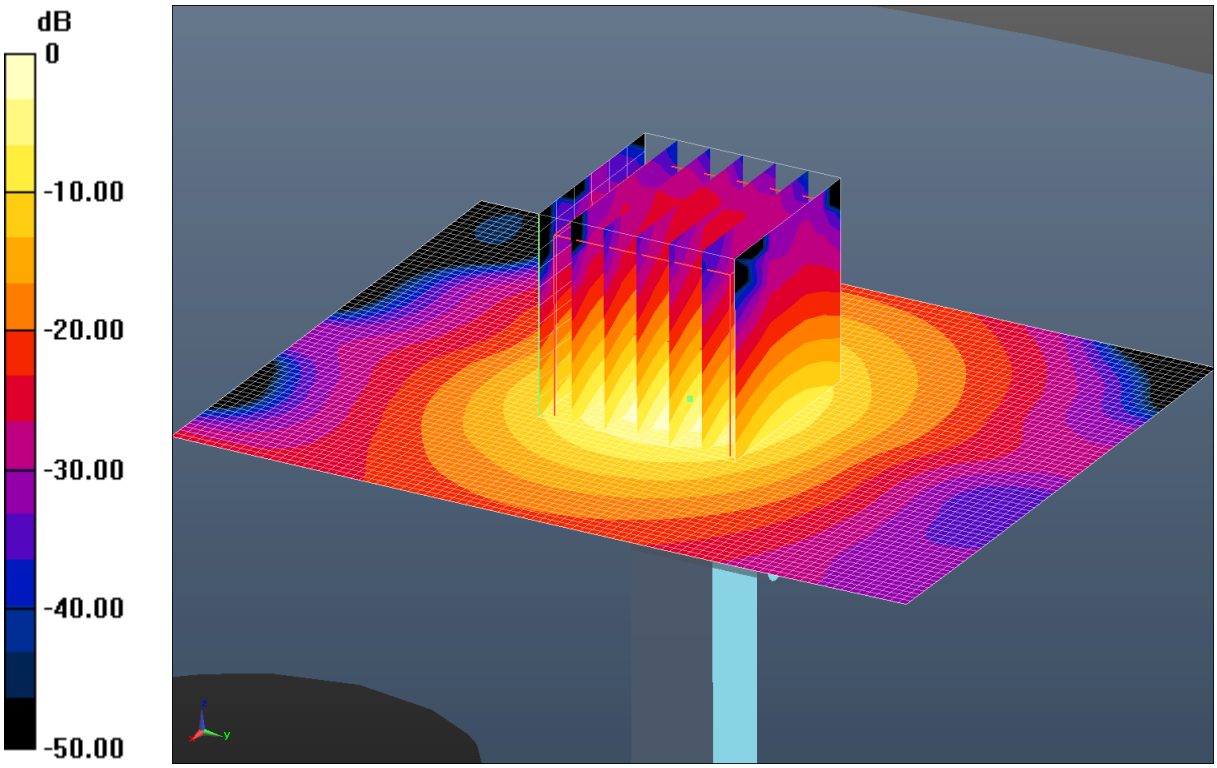

0 dB = 16.6 W/kg = 12.20 dBW/kg

Communication System: UID 0, CW (0); Frequency: 5800 MHz;Duty Cycle: 1:1
Medium: 5200/5500/5800 MHz HSL Medium parameters used: f = 5800 MHz; σ = 5.367 S/m; ε_r = 35.599; ρ = 1000 kg/m^3
Phantom section: Flat Section
DASY4 Configuration:
- Probe: EX3DV4 - SN3814; ConvF(4.59, 4.59, 4.59); Calibrated: 24/9/2013;
- Sensor-Surface: 2mm (Mechanical Surface Detection)
- Electronics: DAE4 Sn1438; Calibrated: 12/5/2014
- Phantom: SAM (30deg probe tilt) with CRP v5.0; Type: QD000P40CD; Serial: TP:1836
- ; SEMCAD X Version 14.6.10 (7331)

Configuration/d=10mm, Pin=100mW/Area Scan (71x91x1): Interpolated grid: dx=1.000 mm, dy=1.000 mm
Maximum value of SAR (interpolated) = 17.4 W/kg

Configuration/d=10mm, Pin=100mW/Zoom Scan (7x7x12) (7x7x12)/Cube 0: Measurement grid: dx=4mm, dy=4mm, dz=2mm
Reference Value = 40.34 V/m; Power Drift = -0.13 dB
Peak SAR (extrapolated) = 35.2 W/kg
SAR(1 g) = 7.85 W/kg; SAR(10 g) = 2.25 W/kg
Maximum value of SAR (measured) = 16.6 W/kg

This report shall not be reproduced except in full, without the written approval of UL Verification Services Ltd.

227: System Performance Check 5200 MHz Body 30 06 14
Date: 30/6/2014
DUT: 5GHz Dipole; Type: D5GHzV2; Serial: SN 1016

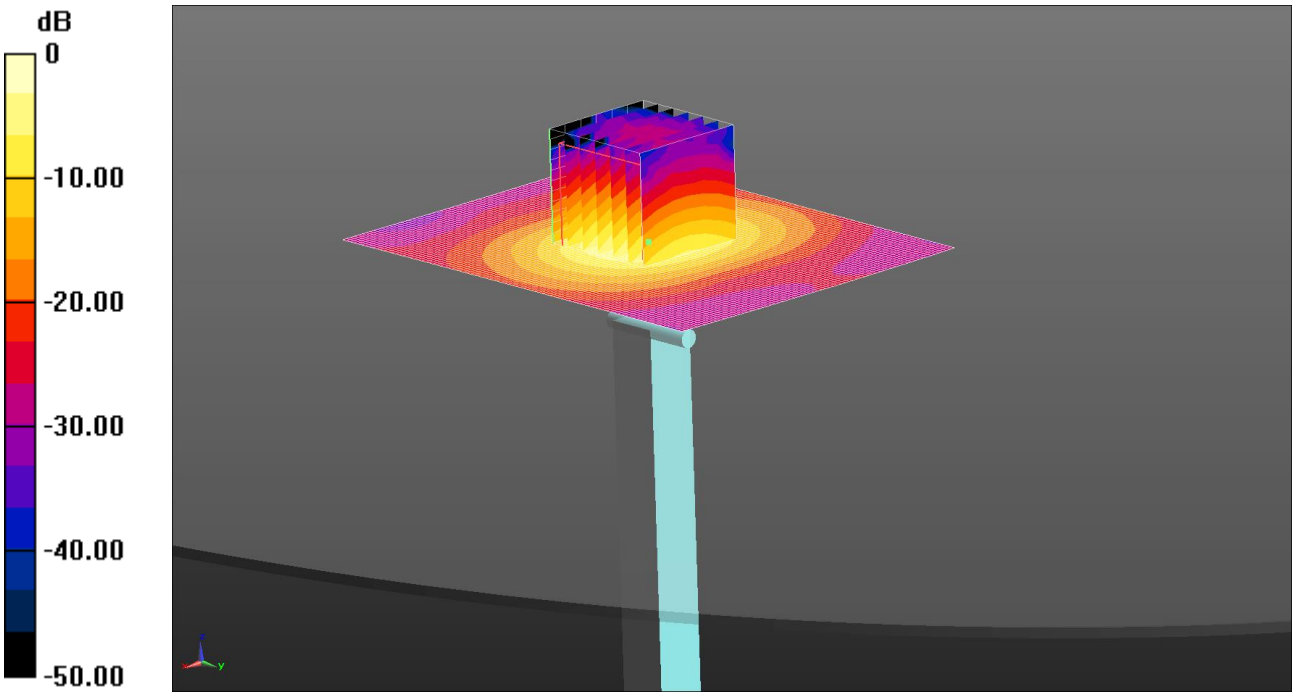

0 dB = 14.1 W/kg = 11.49 dBW/kg

Communication System: UID 0, CW; Frequency: 5200 MHz;Duty Cycle: 1:1
Medium: 5200/5500/5800 MHz MSL Medium parameters used: f = 5200 MHz; σ = 5.155 S/m; ε_r = 49.013; ρ = 1000 kg/m^3
Phantom section: Flat Section
DASY4 Configuration:
- Probe: EX3DV4 - SN3814; ConvF(4.44, 4.44, 4.44); Calibrated: 24/9/2013;
- Sensor-Surface: 2mm (Mechanical Surface Detection)
- Electronics: DAE4 Sn1438; Calibrated: 12/5/2014
- Phantom: ELI v5.0 (30deg probe tilt); Type: QDOVA002AA; Serial: TP:xxxx
- ; SEMCAD X Version 14.6.10 (7331)

Configuration/d=10mm, Pin=100mW 2 2/Area Scan (71x91x1): Interpolated grid: dx=1.000 mm, dy=1.000 mm
Maximum value of SAR (interpolated) = 15.4 W/kg

Configuration/d=10mm, Pin=100mW 2 2/Zoom Scan (7x7x12) (7x7x12)/Cube 0: Measurement grid: dx=4mm, dy=4mm, dz=2mm
Reference Value = 41.07 V/m; Power Drift = -0.16 dB
Peak SAR (extrapolated) = 27.2 W/kg
SAR(1 g) = 6.96 W/kg; SAR(10 g) = 1.99 W/kg
Maximum value of SAR (measured) = 14.1 W/kg

This report shall not be reproduced except in full, without the written approval of UL Verification Services Ltd.

228: System Performance Check 5500 MHz Body 30 06 14
Date: 30/6/2014
DUT: 5GHz Dipole; Type: D5GHzV2; Serial: SN 1016

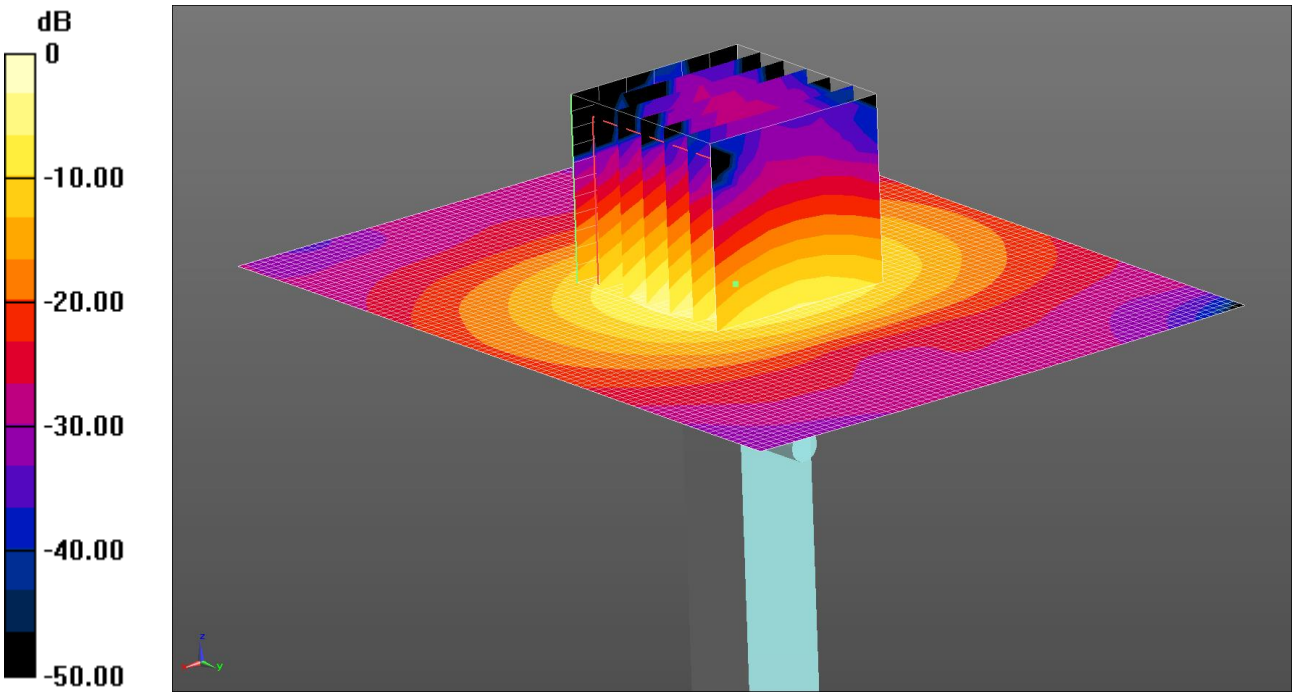

0 dB = 16.2 W/kg = 12.10 dBW/kg

Communication System: UID 0, CW (0); Frequency: 5500 MHz;Duty Cycle: 1:1
Medium: 5200/5500/5800 MHz MSL Medium parameters used: f = 5500 MHz; σ = 5.644 S/m; ε_r = 48.457; ρ = 1000 kg/m^3
Phantom section: Flat Section
DASY4 Configuration:
- Probe: EX3DV4 - SN3814; ConvF(3.89, 3.89, 3.89); Calibrated: 24/9/2013;
- Sensor-Surface: 2mm (Mechanical Surface Detection)
- Electronics: DAE4 Sn1438; Calibrated: 12/5/2014
- Phantom: ELI v5.0 (30deg probe tilt); Type: QDOVA002AA; Serial: TP:xxxx
- ; SEMCAD X Version 14.6.10 (7331)

Configuration/d=10mm, Pin=100mW 2/Area Scan (71x91x1): Interpolated grid: dx=1.000 mm, dy=1.000 mm
Maximum value of SAR (interpolated) = 17.0 W/kg

Configuration/d=10mm, Pin=100mW 2/Zoom Scan (7x7x12) 2 2 (7x7x12)/Cube 0: Measurement grid: dx=4mm, dy=4mm, dz=2mm
Reference Value = 40.85 V/m; Power Drift = -0.02 dB
Peak SAR (extrapolated) = 31.1 W/kg
SAR(1 g) = 7.67 W/kg; SAR(10 g) = 2.17 W/kg
Maximum value of SAR (measured) = 16.2 W/kg

This report shall not be reproduced except in full, without the written approval of UL Verification Services Ltd.

229: System Performance Check 5800 MHz Body 30 06 14
Date: 30/6/2014
DUT: 5GHz Dipole; Type: D5GHzV2; Serial: SN 1016

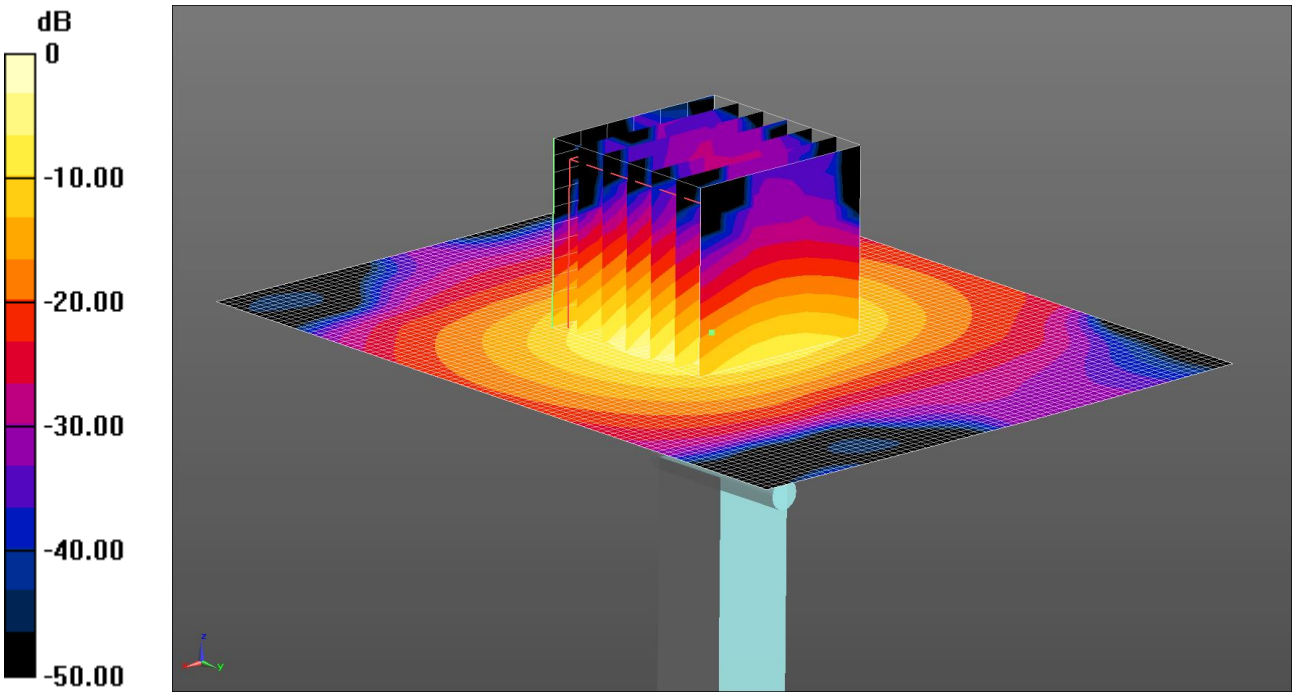

0 dB = 16.3 W/kg = 12.12 dBW/kg

Communication System: UID 0, CW (0); Frequency: 5800 MHz;Duty Cycle: 1:1
Medium: 5200/5500/5800 MHz MSL Medium parameters used: f = 5800 MHz; σ = 6.137 S/m; ε_r = 47.751; ρ = 1000 kg/m^3
Phantom section: Flat Section
DASY4 Configuration:
- Probe: EX3DV4 - SN3814; ConvF(3.96, 3.96, 3.96); Calibrated: 24/9/2013;
- Sensor-Surface: 2mm (Mechanical Surface Detection)
- Electronics: DAE4 Sn1438; Calibrated: 12/5/2014
- Phantom: ELI v5.0 (30deg probe tilt); Type: QDOVA002AA; Serial: TP:xxxx
- ; SEMCAD X Version 14.6.10 (7331)

Configuration/d=10mm, Pin=100mW 2 2 2 2/Area Scan (71x91x1): Interpolated grid: dx=1.000 mm, dy=1.000 mm
Maximum value of SAR (interpolated) = 16.5 W/kg

Configuration/d=10mm, Pin=100mW 2 2 2 2/Zoom Scan (7x7x12) 2 2 (7x7x12)/Cube 0: Measurement grid: dx=4mm, dy=4mm, dz=2mm
Reference Value = 37.02 V/m; Power Drift = -0.02 dB
Peak SAR (extrapolated) = 32.7 W/kg
SAR(1 g) = 7.52 W/kg; SAR(10 g) = 2.11 W/kg
Maximum value of SAR (measured) = 16.3 W/kg

This report shall not be reproduced except in full, without the written approval of UL Verification Services Ltd.