# 9. SETUP PHOTOS

**ANTENNA PORT**

ANTENNA PORT







*This report shall not be reproduced except in full, without the written approval of UL Verification Services Inc.*

**RADIATED RF MEASUREMENT SETUP (BELOW 1 GHz)**

RADIATED FRONT PHOTO (BELOW 1 GHz)



RADIATED BACK PHOTO (BELOW 1 GHz)






*This report shall not be reproduced except in full, without the written approval of UL Verification Services Inc.*

**RADIATED RF MEASUREMENT SETUP (ABOVE 1 GHz)**

RADIATED FRONT PHOTO (ABOVE 1 GHz)



RADIATED BACK PHOTO (ABOVE 1 GHz)






*This report shall not be reproduced except in full, without the written approval of UL Verification Services Inc.*

**RADIATED RF MEASUREMENT SETUP FOR PORTABLE CONFIGURATION**

X-AXIS FRONT PHOTO

Y-AXIS FRONT PHOTO






*This report shall not be reproduced except in full, without the written approval of UL Verification Services Inc.*

Z-AXIS FRONT PHOTO






*This report shall not be reproduced except in full, without the written approval of UL Verification Services Inc.*

**POWERLINE CONDUCTED EMISSIONS MEASUREMENT SETUP**

LINE CONDUCTED FRONT PHOTO

LINE CONDUCTED BACK PHOTO



# END OF REPORT



UL VERIFICATION SERVICES INC. FORM NO: CCSUP4701J
1285 WALT WHITMAN RD, MELVILLE, NY 11747, USA TEL: (631) 271-6200 FAX: (877) 854-3577
*This report shall not be reproduced except in full, without the written approval of UL Verification Services Inc.*