FCC Part 22/24/27 Compliance Test Report

Test Report no.:	FCC_Cellular_RM-1065_ant2_02	**Date of Report:**	10-Dec-2015
Number of pages:	65	**Customer's Contact person:**	Jari Rontu
Testing laboratory:	TCC Microsoft Salo Laboratory P.O.Box(86) Joensuunkatu 7E FIN-24101 SALO, FINLAND Tel. +358 (0) 7180 08000 Fax. +358 71 80 44122	**Customer:**	Microsoft P.O.Box(86) Joensuunkatu 7E FIN-24101 SALO, FINLAND Tel. +358 (0) 7180 08000 Fax. +358 71 80 44122
FCC listing no.: **IC recognition no.:**	533467 661V-1		
Tested devices/ accessories:	**Phone RM-1065 / Battery BV-T4B / Dummy Battery SD-238R / Ac-Charger AC-20E / Headset WH-108**		
FCC ID:	PYAAAA	**IC:**	661X-AAA
Supplement reports:	-		
Testing has been carried out in accordance with:	**CFR 47, FCC rules Parts 22/24/27, TIA-603-C-2004 and IC standards, RSS-GEN (Issue 4, November 2014), RSS-132 (Issue 3, January 2013), RSS-133 (Issue 6, January 2013), RSS-139 (Issue 2, February 2009), RSS-199 (Issue 2, October 2014), RSS-130 (Issue 1, October 2013). Deviations, modifications or clarifications (if any) to above mentioned documents are written in each section under "Test method and limit".**		
Documentation:	The test report must always be reproduced in full; reproduction of an excerpt only is subject to written approval of the testing laboratory. The documentation of the testing performed on the tested devices is archived for 15 years at TCC Microsoft.		
Test Results:	**The EUT complies with the requirements in respect of all parameters subject to the test.** The test results relate only to devices specified in this document		
Date and signature for the contents:	Digitally signed by Lehtonen Sami.K DN: o=Nokia, ou=People, 0.9.2342.19200300.100.1.1=10019393, cn=Lehtonen Sami.K Date: 2015.02.10 16:14:45 +02'00'		

Sami Lehtonen, Engineer, EMC

Copyright © TCC Microsoft

TCC Microsoft Salo Laboratory
P.O.Box(86)
Joensuunkatu 7E
FIN-24101 SALO, FINLAND
Tel. +358 (0) 7180 08000
Fax. +358 71 80 44122

1. Summary for FCC Part 22/24/27 Compliance Test Report

Date of receipt	07-Jan-2015
Testing completed	22-Jan-2015
The customer's contact person	Jari Rontu
Test Plan referred to	T:\Projects\RM-1065\TestPlan\RS_testplan_RM-1065.xlsm
Notes	Measured from antenna 2.
Document name	T:\Projects\RM-1065\EMC\FCC_Cellular_RM-1065_ant2_02.docx

1.1. EUT and Accessory Information

The EUT is a mobile phone with following features:
GSM/WCDMA/WLAN/Bluetooth
The EUT is tested with maximum rated TX power.

Devices under tests

Product	Type	SN	HW	MV	SW	DUT
Phone	RM-1065	004402741070746;004402741070753	5201	-	02154.00000.14501.24000	18983
Battery	BV-T4B	4181574345C101045590670764	-	-	-	18709
AC-Charger	AC-20E	40904941566707114550675628	-	-	-	18697
Headset	WH-108	4235VFA	-	-	-	18698
Phone	RM-1065	004402741070845	5201	-	02154.00000.14501.24000	19004
Dummy Battery	SD-238R	-	v.1	-	-	19008
Headset	WH-108	4235VFA	-	-	-	18691

1.2. Summary of Test Results

GSM 850:

Section in CFR 47	Section in RSS-GEN or RSS-132	Name of the test	Result
§2.1046(a), 22.913(a)	4.4	Conducted RF output power	NP
§22.913(a)	4.4	Radiated RF output power	PASSED
N/A	5.4	Peak to average power ratio	NP
§2.1049(h)	6.6	99 % occupied bandwidth	NP
§22.917(a)	4.5	Band edge compliance	PASSED
§22.917(a), §2.1051	4.5	Spurious emissions at antenna terminals	NP
§22.917(a), §2.1053	4.5	Spurious radiated emissions	PASSED
§2.1055(a)	4.3	Frequency stability, temperature variation	NP
§2.1055(d)	4.3	Frequency stability, voltage variation	NP

GSM 1900:

Section in CFR 47	Section in RSS-GEN or RSS-133	Name of the test	Result
§2.1046(a)	6.4	Conducted RF output power	NP
§24.232(b)	6.4	Radiated RF output power	PASSED
N/A	6.4	Peak to average power ratio	NP
§2.1049(h)	6.6	99 % occupied bandwidth	NP
§24.238(a)	6.5	Band edge compliance	PASSED
§24.238(a), §2.1051	6.5	Spurious emissions at antenna terminals	NP
§24.238(a), §2.1053	6.5	Spurious radiated emissions	PASSED
§2.1055(a)	6.3	Frequency stability, temperature variation	NP
§2.1055(d)	6.3	Frequency stability, voltage variation	NP

Copyright © TCC Microsoft
TCC Microsoft Salo Laboratory
P.O.Box(86)
Joensuunkatu 7E
FIN-24101 SALO, FINLAND
Tel. +358 (0) 7180 08000
Fax. +358 71 80 44122

WCDMA2:

Section in CFR 47	Section in RSS-GEN or RSS-133	Name of the test	Result
§2.1046(a)	6.4	Conducted RF output power	NP
§24.232(b)	6.4	Radiated RF output power	PASSED
N/A	6.4	Peak to average power ratio	NP
§2.1049(h)	6.6	99 % occupied bandwidth	NP
§24.238(a)	6.5	Band edge compliance	PASSED
§24.238(a), §2.1051	6.5	Spurious emissions at antenna terminals	NP
§24.238(a), §2.1053	6.5	Spurious radiated emissions	PASSED
§2.1055(a)	6.3	Frequency stability, temperature variation	NP
§2.1055(d)	6.3	Frequency stability, voltage variation	NP

WCDMA4:

Section in CFR 47	Section in RSS-GEN or RSS-139	Name of the test	Result
§2.1046(a)	6.4	Conducted RF output power	NP
§27.50(d)(2)	6.4	Radiated RF output power	PASSED
N/A	6.4	Peak to average power ratio	NP
§2.1049(h)	6.6	99 % occupied bandwidth	NP
§27.53(g)	6.5	Band edge compliance	PASSED
§27.53(g), §2.1051	6.5	Spurious emissions at antenna terminals	NP
§24.238(a), §2.1053	6.5	Spurious radiated emissions	PASSED
§2.1055(a)	6.3	Frequency stability, temperature variation	NP
§2.1055(d)	6.3	Frequency stability, voltage variation	NP

WCDMA5:

Section in CFR 47	Section in RSS-GEN or RSS-132	Name of the test	Result
§2.1046(a), 22.913(a)	4.4	Conducted RF output power	NP
§22.913(a)	4.4	Radiated RF output power	PASSED
N/A	5.4	Peak to average power ratio	NP
§2.1049(h)	6.6	99 % occupied bandwidth	NP
§22.917(a)	4.5	Band edge compliance	PASSED
§22.917(a), §2.1051	4.5	Spurious emissions at antenna terminals	NP
§22.917(a), §2.1053	4.5	Spurious radiated emissions	PASSED
§2.1055(a)	4.3	Frequency stability, temperature variation	NP
§2.1055(d)	4.3	Frequency stability, voltage variation	NP

LTE2:

Section in CFR 47	Section in RSS-GEN or RSS-133	Name of the test	Result
§2.1046(a)	6.4	Conducted RF output power	NP
§24.232(b)	6.4	Radiated RF output power	PASSED
N/A	6.4	Peak to average power ratio	NP
§2.1049(h)	6.6	99 % occupied bandwidth	NP
§24.238(a)	6.5	Band edge compliance	PASSED
§24.238(a), §2.1051	6.5	Spurious emissions at antenna terminals	NP
§24.238(a), §2.1053	6.5	Spurious radiated emissions	PASSED
§2.1055(a)	6.3	Frequency stability, temperature variation	NP
§2.1055(d)	6.3	Frequency stability, voltage variation	NP

Copyright © TCC Microsoft

TCC Microsoft Salo Laboratory
P.O.Box(86)
Joensuunkatu 7E
FIN-24101 SALO, FINLAND
Tel. +358 (0) 7180 08000
Fax. +358 71 80 44122

LTE4:

Section in CFR 47	Section in RSS-GEN or RSS-139	Name of the test	Result
§2.1046(a)	6.4	Conducted RF output power	NP
§27.50(d)(4)	6.4	Radiated RF output power	PASSED
N/A	6.4	Peak to average power ratio	NP
§2.1049(h)	6.6	99 % occupied bandwidth	NP
§27.53(h)	6.5	Band edge compliance	PASSED
§27.53(h), §2.1051	6.5	Spurious emissions at antenna terminals	NP
§27.53(h), §2.1053	6.5	Spurious radiated emissions	PASSED
§2.1055(a)	6.3	Frequency stability, temperature variation	NP
§2.1055(d)	6.3	Frequency stability, voltage variation	NP

LTE5:

Section in CFR 47	Section in RSS-GEN or RSS-132	Name of the test	Result
§2.1046(a), 22.913(a)	4.4	Conducted RF output power	NP
§22.913(a)	4.4	Radiated RF output power	PASSED
N/A	5.4	Peak to average power ratio	NP
§2.1049(h)	6.6	99 % occupied bandwidth	NP
§22.917(a)	4.5	Band edge compliance	PASSED
§22.917(a), §2.1051	4.5	Spurious emissions at antenna terminals	NP
§22.917(a), §2.1053	4.5	Spurious radiated emissions	PASSED
§2.1055(a)	4.3	Frequency stability, temperature variation	NP
§2.1055(d)	4.3	Frequency stability, voltage variation	NP

LTE7:

Section in CFR 47	Section in RSS-GEN or RSS-199	Name of the test	Result
§2.1046(a)	4.4	Conducted RF output power	NP
§27.50(h)(2)	4.4	Radiated RF output power	PASSED
N/A	N/A	Peak to average power ratio	NP
§2.1049(h)	6.6	99 % occupied bandwidth	PASSED
§27.53(l)	4.5(b)	Band edge compliance	PASSED
§2.1051	4.5(b)	Spurious emissions at antenna terminals	NP
§27.53(l), §2.1053	4.5(b)	Spurious radiated emissions	PASSED
§27.54	4.3	Frequency stability, temperature variation	PASSED
§27.54	4.3	Frequency stability, voltage variation	PASSED

LTE12:

Section in CFR 47	Section in RSS-GEN or RSS-130	Name of the test	Result
§2.1046(a)	4.4	Conducted RF output power	NP
§27.50(c)10	4.4	Radiated RF output power	PASSED
N/A	N/A	Peak to average power ratio	NP
§2.1049(h)	6.6	99 % occupied bandwidth	NP
§27.53(f)	4.6	Band edge compliance	PASSED
§27.53(f)	4.6	Spurious emissions at antenna terminals	NP
§27.53(f)	4.6	Spurious radiated emissions	PASSED
§27.54	4.3	Frequency stability, temperature variation	NP
§27.54	4.3	Frequency stability, voltage variation	NP

Copyright © TCC Microsoft

TCC Microsoft Salo Laboratory
P.O.Box(86)
Joensuunkatu 7E
FIN-24101 SALO, FINLAND
Tel. +358 (0) 7180 08000
Fax. +358 71 80 44122

LTE17:

Section in CFR 47	Section in RSS-GEN or RSS-130	Name of the test	Result
§2.1046(a)	4.4	Conducted RF output power	NP
§27.50(c)(10)	4.4	Radiated RF output power	PASSED
N/A	N/A	Peak to average power ratio	NP
§2.1049(h)	6.6	99 % occupied bandwidth	NP
§27.53(g)	4.6	Band edge compliance	PASSED
§27.53(g), §2.1051	4.6	Spurious emissions at antenna terminals	NP
§27.53(g), §2.1051	4.6	Spurious radiated emissions	PASSED
§2.1055(a)	4.3 (a)	Frequency stability, temperature variation	NP
§2.1055(d)	4.3 (a)	Frequency stability, voltage variation	NP

LTE28:

Section in CFR 47	Section in RSS-GEN or RSS-130	Name of the test	Result
§2.1046(a)	4.4	Conducted RF output power	NP
§27.50(c)10	4.4	Radiated RF output power	PASSED
N/A	4.4	Peak to average power ratio	NP
§2.1049(h)	6.6	99 % occupied bandwidth	NP
§27.53(g)	4.6	Band edge compliance	PASSED
§27.53(g)	4.6	Spurious emissions at antenna terminals	NP
§27.53(g)	4.6	Spurious radiated emissions	PASSED
§27.54	4.3	Frequency stability, temperature variation	NP
§27.54	4.3	Frequency stability, voltage variation	NP

PASSED	The EUT complies with the essential requirements in the standard.
FAILED	The EUT does not comply with the essential requirements in the standard.
NP	The test was not performed by the TCC Microsoft Laboratory.

Copyright © TCC Microsoft

TCC Microsoft Salo Laboratory
P.O.Box(86)
Joensuunkatu 7E
FIN-24101 SALO, FINLAND
Tel. +358 (0) 7180 08000
Fax. +358 71 80 44122

CONTENTS

1. Summary for FCC Part 22/24/27 Compliance Test Report 2

1.1. EUT and Accessory Information 2

1.2. Summary of Test Results 2

2. Spurious radiated emissions (FCC §22.917(a), §27.53(g), §2.1051, §27.53(f), §27.53(l), §2.1053, §27.53(h), §2.1053, §22.917(a), §2.1053, §24.238(a), §2.1053, §2.1053, RSS-132 4.5, RSS-133 6.5, RSS-139 6.5, RSS-199 4.5(b), RSS-130 4.6)..... 9

2.2. Test method and limit 9

2.3. GSM 850 test results 11

2.4. GSM 850 E-GPRS (MSC9) test results 11

2.5. GSM 1900 test results 11

2.6. GSM 1900 E-GPRS (MSC9) test results 12

2.7. WCDMA2 test results 12

2.8. WCDMA4 test results 13

2.9. WCDMA5 test results 13

2.10. LTE2 test results 14

2.11. LTE4 test results 14

2.12. LTE5 test results 15

2.13. LTE7 test results 15

2.14. LTE12 test results 16

2.15. LTE17 test results 16

2.16. LTE28 test results 17

3. Radiated RF output power (FCC §22.913(a), §27.50(d)(4), §27.50(c)(10), §27.50(c)10, §27.50(h)(2), §27.50(d)(2), §24.232(b), RSS-132 4.4, RSS-133 6.4, RSS-139 6.4, RSS-199 4.4, RSS-130 4.4) 18

3.2. Test method and limit 18

3.3. GSM 850 test results 20

3.4. GSM 850 E-GPRS (MSC9) test results 20

3.5. GSM 1900 test results 20

3.6. GSM 1900 E-GPRS (MSC9) test results 20

3.7. WCDMA2 test results 21

3.8. WCDMA4 test results 21

3.9. WCDMA5 test results 21

3.10. LTE2 test results 22

3.11. LTE4 test results 22

3.12. LTE5 test results 23

3.13. LTE7 test results 23

Copyright © TCC Microsoft

TCC Microsoft Salo Laboratory
P.O.Box(86)
Joensuunkatu 7E
FIN-24101 SALO, FINLAND
Tel. +358 (0) 7180 08000
Fax. +358 71 80 44122

3.14. LTE12 test results 24
3.15. LTE17 test results 24
3.16. LTE28 test results 25

4. Band edge compliance (FCC §24.238(a), §27.53(g), §27.53(f), §27.53(l), §22.917(a), §27.53(h), RSS-133 6.5, RSS-139 6.5, RSS-132 4.5, RSS-199 4.5(b), RSS-130 4.6) 26

4.1. Test Setup 26
4.2. Test method and limit 26
4.3. LTE2 Test results 27
4.4. LTE4 Test results 29
4.5. LTE5 Test results 31
4.6. LTE7 Test results 33
4.7. LTE12 Test results 35
4.8. LTE17 Test results 37
4.9. LTE28 Test results 39
4.10. GSM 1900 Test results 41
4.11. GSM 850 Test results 44
4.12. WCDMA2 Test results 47
4.13. WCDMA4 Test results 48
4.14. WCDMA5 Test results 49

5. 99 % occupied bandwidth (FCC §2.1049(h), RSS-132 4.6.1, RSS-139 4.6.1, RSS-133 4.6.1, RSS-199 4.6.1, RSS-130 4.6.1) 50

5.1. Test Setup 50
5.2. Test method and limit 50
5.3. LTE7 Test results 50

6. Frequency stability, temperature variation (FCC §2.1055(a), §24.235, §27.54, RSS-139 6.3, RSS-133 6.3, RSS-132 4.3, RSS-199 4.3, RSS-130 4.3, RSS-130 4.3 (a)) 56

6.1. Test Setup 56
6.2. Test method and limit 56
6.3. LTE7 Test results 57

7. Frequency stability, temperature variation, (Band edge method) (RSS-139 6.3, RSS-199 4.3, RSS-130 4.3, RSS-130 4.3 (a)) 58

7.1. Test Setup 58
7.2. Test method and limit 58
7.3. LTE7 Test results 59

8. Frequency stability, voltage variation (FCC §2.1055(d), §27.54, RSS-139 6.3, RSS-133 6.3, RSS-132 4.3, RSS-199 4.3, RSS-130 4.3, RSS-130 4.3 (a)) 60

Copyright © TCC Microsoft

TCC Microsoft Salo Laboratory
P.O.Box(86)
Joensuunkatu 7E
FIN-24101 SALO, FINLAND
Tel. +358 (0) 7180 08000
Fax. +358 71 80 44122

8.1. Test Setup 60
8.2. Test method and limit 60
8.3. LTE7 Test results..... 60
9. Frequency stability, voltage variation, (Band edge method) §2.1055(d), §27.54,(RSS-139 6.3, RSS-199 4.3, RSS-130 4.3, RSS-130 4.3 (a)) 61
9.1. Test Setup 61
9.2. Test method and limit 61
9.3. LTE7 Test results..... 62
10. Test Equipment..... 64
10.1. Conducted measurements 64
10.2. Radiated measurements 64

Copyright © TCC Microsoft

TCC Microsoft Salo Laboratory
P.O.Box(86)
Joensuunkatu 7E
FIN-24101 SALO, FINLAND
Tel. +358 (0) 7180 08000
Fax. +358 71 80 44122

2. Spurious radiated emissions

(FCC §22.917(a), §27.53(g), §2.1051, §27.53(f), §27.53(l), §2.1053, §27.53(h), §2.1053, §22.917(a), §2.1053, §24.238(a), §2.1053, §2.1053, RSS-132 4.5, RSS-133 6.5, RSS-139 6.5, RSS-199 4.5(b), RSS-130 4.6)

EUT with DUT number	RM-1065, DUT 18983
Accessories with DUT numbers	BV-T4B, DUT 18709 ; AC-20E, DUT 18697 ; WH-108, DUT 18698
Operation Voltage [V] / [Hz]	115/60
Results	PASSED
Remarks	Measured from Antenna 2.
Temp [ºC] / Humidity [%RH] / Air Pressure [kPa]	21 / 40 / 99.3
Date of measurements	12-Jan-2015 - 18-Jan-2015
Measured by	Sami Lehtonen / Ville Mannermaa

2.1.1 Test setup

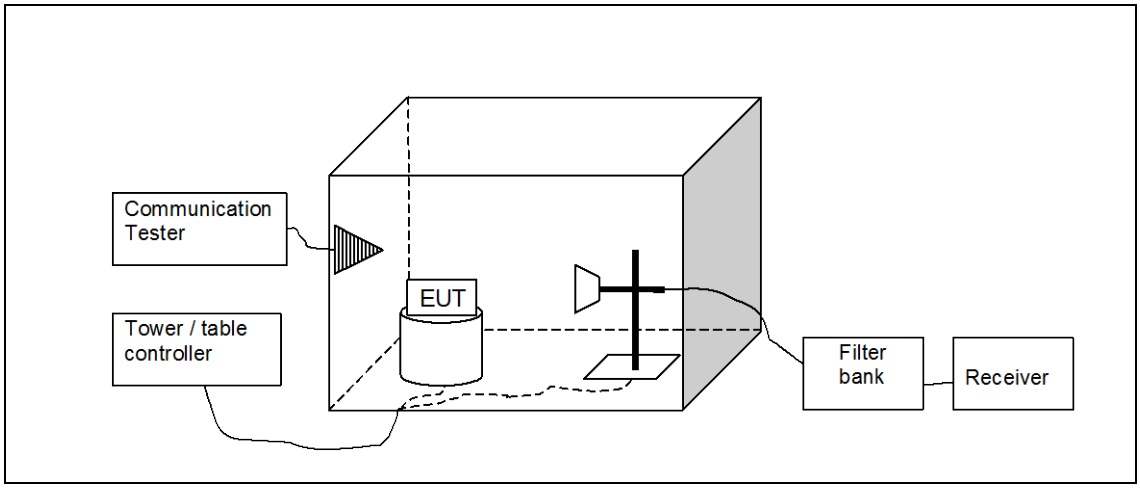

2.2. Test method and limit

The measurement is made according to TIA-603-C-2004 as follows:
The measurement is divided into the Preliminary Measurement and the Final Measurement.

The suspected frequencies are searched for in Preliminary Measurement with absorbers on the floor and measuring antenna at fixed height using 2-axis EUT position system.

The Final Measurement is performed in the Semi-Anechoic Chamber with conducting metal floor, if the Preliminary Measurement results are closer than 20 dB to the permissible value.

The EUT is placed at nonconductive plate at the turntable center.

For each suspected frequency, the turntable is rotated 360 degrees and antenna is scanned from 1 to 4 m. This is repeated for both horizontal and vertical receive antenna polarizations.

The emissions less than 20 dB below the permissible value are reported.
The measurement is made up to 10th harmonic of the EUT highest TX channel.

Copyright © TCC Microsoft
TCC Microsoft Salo Laboratory
P.O.Box(86)
Joensuunkatu 7E
FIN-24101 SALO, FINLAND
Tel. +358 (0) 7180 08000
Fax. +358 71 80 44122

The substitution method is used.

The measurement results are obtained as described below:

$P\ [dBm] = P_{SUBST\ TX} + G_{SUBST\ TX\ ANT} - L_{SUBST\ CABLE}$

Where $P_{SUBST\ TX}$ is signal generator level, which produces the same receiver reading P_{MEAS} in dBm as EUT. $G_{SUBST\ TX\ ANT}$ is substitution antenna gain and $L_{SUBST\ CABLE}$ is the loss of the cable between the signal generator and the substitution antenna.

Limits for spurious radiated emissions measurements

Operation band	Frequency range [MHz]	Limit [dBm]
GSM 850	30 - 8500	-13
GSM 1900	30 - 19100	-13
WCDMA2	30 - 19100	-13
WCDMA4	30 - 17500	-13
WCDMA5	30 - 8500	-13
LTE2	30 - 19100	-13
LTE4	30 - 17500	-13
LTE5	30 - 8500	-13
LTE7	30 - 25700	-13
LTE12	30 - 7200	-13
LTE17	30 - 7200	-13 (RBW = 100 kHz, ERP)
LTE28	30 – 8000 763-775 and 793-805 1559 – 1610 1559 – 1610	-13 (RBW = 100 kHz, ERP) -35 (RBW = 6.25 kHz, ERP) -40 (RBW = 1 MHz) -50 (RBW = 700 Hz)

Copyright © TCC Microsoft

TCC Microsoft Salo Laboratory
P.O.Box(86)
Joensuunkatu 7E
FIN-24101 SALO, FINLAND
Tel. +358 (0) 7180 08000
Fax. +358 71 80 44122

2.3. GSM 850 test results

Channel 190 / 836.6 MHz

Peak detector

Frequency [MHz]	P [dBm]	P [µW]	P_{MEAS} [dBm]	A_{TOT} [dB]	Polarisation	Results
1673.146	-49.65	0.01084	-56.25	6.6	VERTICAL	PASSED
1673.226	-51.14	0.00769	-57.74	6.6	VERTICAL	PASSED
2509.78	-47.38	0.01828	-59.28	11.9	HORIZONTAL	PASSED
3301.924	-60.53	0.00089	-63.93	3.4	HORIZONTAL	PASSED

2.4. GSM 850 E-GPRS (MSC9) test results

Channel 190 / 836.6 MHz

Peak detector

Frequency [MHz]	P [dBm]	P [µW]	P_{MEAS} [dBm]	A_{TOT} [dB]	Polarisation	Results
1673.18	-51.45	0.00716	-58.05	6.6	VERTICAL	PASSED
2505.572	-52.72	0.00535	-64.62	11.9	HORIZONTAL	PASSED

2.5. GSM 1900 test results

Channel 661 / 1880.0 MHz

Peak detector

Frequency [MHz]	P [dBm]	P [µW]	P_{MEAS} [dBm]	A_{TOT} [dB]	Polarisation	Results
9300.721	-44.76	0.03342	-66.26	21.5	VERTICAL	PASSED
9587.335	-43.85	0.04121	-65.65	21.8	HORIZONTAL	PASSED
9841.283	-43.09	0.04909	-65.69	22.6	HORIZONTAL	PASSED
9928.417	-43.02	0.04989	-65.32	22.3	HORIZONTAL	PASSED
9942.084	-43.02	0.04989	-64.92	21.9	VERTICAL	PASSED
9968.263	-44.15	0.03846	-66.05	21.9	VERTICAL	PASSED

Copyright © TCC Microsoft

TCC Microsoft Salo Laboratory
P.O.Box(86)
Joensuunkatu 7E
FIN-24101 SALO, FINLAND
Tel. +358 (0) 7180 08000
Fax. +358 71 80 44122

2.6. GSM 1900 E-GPRS (MSC9) test results

Channel 661 / 1880.0 MHz

Peak detector

Frequency [MHz]	P [dBm]	P [µW]	P_{MEAS} [dBm]	A_{TOT} [dB]	Polarisation	Results
3760.1	-53.22	0.00476	-59.72	6.5	HORIZONTAL	PASSED
5643.948	-52.12	0.00614	-62.62	10.5	VERTICAL	PASSED

2.7. WCDMA2 test results

Channel 9400 / 1880.0 MHz

FDD mode, Peak detector

Frequency [MHz]	P [dBm]	P [µW]	P_{MEAS} [dBm]	A_{TOT} [dB]	Polarisation	Results
1830.539	-53.85	0.00412	-63.55	9.7	HORIZONTAL	PASSED
1846.453	-53.55	0.00442	-63.25	9.7	VERTICAL	PASSED
1917.604	-53.38	0.00459	-62.98	9.6	VERTICAL	PASSED
1926.435	-53.85	0.00412	-63.45	9.6	VERTICAL	PASSED
3757.615	-47.44	0.01803	-53.74	6.3	VERTICAL	PASSED
5649.88	-50.71	0.00849	-61.41	10.7	VERTICAL	PASSED
7524.91	-46.72	0.02128	-63.22	16.5	HORIZONTAL	PASSED
9400.1	-44.63	0.03443	-65.53	20.9	VERTICAL	PASSED
9790.481	-43.34	0.04634	-65.94	22.6	HORIZONTAL	PASSED
9934.168	-42.87	0.05164	-65.17	22.3	HORIZONTAL	PASSED
11290	-41.3	0.07413	-64.6	23.3	HORIZONTAL	PASSED
13155.571	-51.15	0.00767	-68.15	17	VERTICAL	PASSED
15044.148	-50.45	0.00902	-71.15	20.7	HORIZONTAL	PASSED
16914.689	-50.19	0.00957	-72.99	22.8	VERTICAL	PASSED

Copyright © TCC Microsoft
TCC Microsoft Salo Laboratory
P.O.Box(86)
Joensuunkatu 7E
FIN-24101 SALO, FINLAND
Tel. +358 (0) 7180 08000
Fax. +358 71 80 44122

2.8. WCDMA4 test results

Channel 1412 / 1732.4 MHz

FDD mode, Peak detector

Frequency [MHz]	P [dBm]	P [µW]	P_{MEAS} [dBm]	A_{TOT} [dB]	Polarisation	Results
3463.778	-56.51	0.00223	-62.31	5.8	VERTICAL	PASSED
5195.216	-51.16	0.00766	-61.56	10.4	VERTICAL	PASSED
6929.46	-48.21	0.0151	-61.31	13.1	VERTICAL	PASSED
8656.609	-45.86	0.02594	-64.96	19.1	VERTICAL	PASSED
9287.475	-43.08	0.0492	-64.88	21.8	HORIZONTAL	PASSED
9352.886	-43.69	0.04276	-65.69	22	HORIZONTAL	PASSED
9483.988	-43.26	0.04721	-65.06	21.8	HORIZONTAL	PASSED
9594.81	-43.9	0.04074	-65.9	22	HORIZONTAL	PASSED
9793.487	-43.41	0.0456	-66.11	22.7	HORIZONTAL	PASSED
9814.529	-43.29	0.04688	-65.89	22.6	HORIZONTAL	PASSED
10404.119	-42.61	0.05483	-65.41	22.8	HORIZONTAL	PASSED
12123.974	-42.32	0.05861	-64.52	22.2	HORIZONTAL	PASSED
13864.15	-51.87	0.0065	-69.87	18	VERTICAL	PASSED
15582.201	-48.74	0.01337	-71.94	23.2	VERTICAL	PASSED
17332.918	-48.76	0.0133	-72.46	23.7	VERTICAL	PASSED

2.9. WCDMA5 test results

Channel 4175 / 835.0 MHz

FDD mode, Peak detector

Frequency [MHz]	P [dBm]	P [µW]	P_{MEAS} [dBm]	A_{TOT} [dB]	Polarisation	Results
847.777	-45.75	0.02661	-79.85	34.1	VERTICAL	PASSED
850.105	-45.98	0.02523	-80.48	34.5	HORIZONTAL	PASSED
994.779	-40.65	0.0861	-80.05	39.4	VERTICAL	PASSED
995.932	-40.23	0.09484	-79.63	39.4	VERTICAL	PASSED
998.066	-40.82	0.08279	-80.12	39.3	VERTICAL	PASSED
1000.601	-57.8	0.00166	-63.2	5.4	VERTICAL	PASSED
1671.423	-49.64	0.01086	-55.14	5.5	HORIZONTAL	PASSED
2505.942	-50.61	0.00869	-62.51	11.9	HORIZONTAL	PASSED
3344.749	-55.12	0.00308	-58.42	3.3	VERTICAL	PASSED
4178.066	-57.54	0.00176	-62.84	5.3	VERTICAL	PASSED
5002.806	-54.8	0.00331	-63	8.2	HORIZONTAL	PASSED
5850.752	-54.29	0.00372	-62.29	8	HORIZONTAL	PASSED
6688.758	-49.37	0.01156	-59.97	10.6	VERTICAL	PASSED
7506.443	-49.38	0.01153	-63.38	14	VERTICAL	PASSED
8349.499	-49.24	0.01191	-64.74	15.5	HORIZONTAL	PASSED

Copyright © TCC Microsoft
TCC Microsoft Salo Laboratory
P.O.Box(86)
Joensuunkatu 7E
FIN-24101 SALO, FINLAND
Tel. +358 (0) 7180 08000
Fax. +358 71 80 44122

2.10. LTE2 test results

Channel 18900 / 1880.0 MHz

FDD, CBW 5MHz, QPSK, 1 RB, RMS detector

Frequency [MHz]	P [dBm]	P [µW]	P_{MEAS} [dBm]	A_{TOT} [dB]	Polarisation	Results
3751.082	-68.12	0.00015	-74.92	6.8	HORIZONTAL	PASSED
5640.18	-62.34	0.00058	-72.44	10.1	HORIZONTAL	PASSED
7512.525	-58.76	0.00133	-74.96	16.2	HORIZONTAL	PASSED

Channel 18900 / 1880.0 MHz

FDD, CBW 5MHz, 16QAM, 1 RB, RMS detector

Frequency [MHz]	P [dBm]	P [µW]	P_{MEAS} [dBm]	A_{TOT} [dB]	Polarisation	Results
1866.979	-59.07	0.00124	-68.57	9.5	HORIZONTAL	PASSED
1892.941	-55.76	0.00265	-65.56	9.8	HORIZONTAL	PASSED
1893.268	-55.44	0.00286	-65.14	9.7	HORIZONTAL	PASSED
1896.057	-56.53	0.00222	-66.03	9.5	HORIZONTAL	PASSED
3760.461	-53.64	0.00433	-60.14	6.5	HORIZONTAL	PASSED
5640.621	-61.56	0.0007	-71.66	10.1	HORIZONTAL	PASSED
7520.581	-52.16	0.00608	-68.56	16.4	HORIZONTAL	PASSED

2.11. LTE4 test results

Channel 20175 / 1732.5 MHz

FDD, CBW 5MHz, 16QAM, 1 RB, RMS detector

Frequency [MHz]	P [dBm]	P [µW]	P_{MEAS} [dBm]	A_{TOT} [dB]	Polarisation	Results
3465.421	-61.5	0.00071	-67.3	5.8	VERTICAL	PASSED
5198.041	-56.67	0.00215	-67.17	10.5	VERTICAL	PASSED
6930.782	-53.69	0.00428	-66.49	12.8	HORIZONTAL	PASSED
8663.482	-56.47	0.00225	-75.67	19.2	HORIZONTAL	PASSED
10386.884	-53.4	0.00457	-76.1	22.7	VERTICAL	PASSED

Channel 20175 / 1732.5 MHz

FDD, CBW 5MHz, QPSK, 1 RB, RMS detector

Frequency [MHz]	P [dBm]	P [µW]	P_{MEAS} [dBm]	A_{TOT} [dB]	Polarisation	Results
3455	-69.13	0.00012	-74.93	5.8	VERTICAL	PASSED
5199.805	-63.42	0.00045	-73.92	10.5	VERTICAL	PASSED
6940	-59.9	0.00102	-73.3	13.4	VERTICAL	PASSED
8671.057	-56.37	0.00231	-75.67	19.3	HORIZONTAL	PASSED
10385	-53.82	0.00415	-76.52	22.7	VERTICAL	PASSED

Copyright © TCC Microsoft

TCC Microsoft Salo Laboratory
P.O.Box(86)
Joensuunkatu 7E
FIN-24101 SALO, FINLAND
Tel. +358 (0) 7180 08000
Fax. +358 71 80 44122

2.12. LTE5 test results

Channel 20525 / 836.5 MHz

FDD, CBW 5MHz, QPSK, 1 RB, RMS detector

Frequency [MHz]	P [dBm]	P [µW]	P_{MEAS} [dBm]	A_{TOT} [dB]	Polarisation	Results
857.597	-55.95	0.00254	-90.55	34.6	HORIZONTAL	PASSED
880.116	-52.92	0.00511	-88.62	35.7	HORIZONTAL	PASSED
998.916	-52.1	0.00617	-90.5	38.4	HORIZONTAL	PASSED
1673.381	-57.08	0.00196	-62.58	5.5	HORIZONTAL	PASSED
2510.121	-62.01	0.00063	-73.91	11.9	HORIZONTAL	PASSED
3346.701	-72.43	6E-05	-75.73	3.3	HORIZONTAL	PASSED

Channel 20525 / 836.5 MHz

FDD, CBW 5MHz, 16QAM, 1 RB, RMS detector

Frequency [MHz]	P [dBm]	P [µW]	P_{MEAS} [dBm]	A_{TOT} [dB]	Polarisation	Results
856.154	-55.92	0.00256	-90.52	34.6	HORIZONTAL	PASSED
881.24	-52.77	0.00528	-88.57	35.8	HORIZONTAL	PASSED
999.311	-51.98	0.00634	-90.48	38.5	HORIZONTAL	PASSED
1673.381	-57.43	0.00181	-62.93	5.5	HORIZONTAL	PASSED
2510.081	-63.4	0.00046	-75.3	11.9	HORIZONTAL	PASSED
3346.701	-73.26	5E-05	-76.56	3.3	HORIZONTAL	PASSED

2.13. LTE7 test results

Channel 21100 / 2535.0 MHz

FDD, CBW 5MHz, QPSK, 1 RB, RMS detector

Frequency [MHz]	P [dBm]	P [µW]	P_{MEAS} [dBm]	A_{TOT} [dB]	Polarisation	Results
2551.548	-61.27	0.00075	-73.27	12	HORIZONTAL	PASSED
2551.608	-61.27	0.00075	-73.27	12	HORIZONTAL	PASSED
5070.261	-56.82	0.00208	-67.72	10.9	HORIZONTAL	PASSED
7605.541	-44.29	0.03724	-60.59	16.3	HORIZONTAL	PASSED
10143.066	-53.91	0.00406	-76.11	22.2	HORIZONTAL	PASSED

Channel 21100 / 2535.0 MHz

FDD, CBW 5MHz, 16QAM, 1 RB, RMS detector

Frequency [MHz]	P [dBm]	P [µW]	P_{MEAS} [dBm]	A_{TOT} [dB]	Polarisation	Results
2550.706	-61.31	0.00074	-73.31	12	HORIZONTAL	PASSED
5070.381	-56.98	0.002	-67.88	10.9	HORIZONTAL	PASSED
7605.501	-43.3	0.04677	-59.6	16.3	HORIZONTAL	PASSED
10137.455	-53.59	0.00438	-75.69	22.1	HORIZONTAL	PASSED

Copyright © TCC Microsoft
TCC Microsoft Salo Laboratory
P.O.Box(86)
Joensuunkatu 7E
FIN-24101 SALO, FINLAND
Tel. +358 (0) 7180 08000
Fax. +358 71 80 44122

2.14. LTE12 test results

Channel 23095 / 707.5 MHz

FDD, CBW 5MHz, QPSK, 1 RB, RMS detector

Frequency [MHz]	P [dBm]	P [µW]	P_{MEAS} [dBm]	A_{TOT} [dB]	Polarisation	Results
1420.511	-73.3	5E-05	-78	4.7	VERTICAL	PASSED
2130.416	-71.69	7E-05	-81.69	10	HORIZONTAL	PASSED
2830.1	-67.94	0.00016	-82.54	14.6	VERTICAL	PASSED

Channel 23095 / 707.5 MHz

FDD, CBW 5MHz, 16QAM, 1 RB, RMS detector

Frequency [MHz]	P [dBm]	P [µW]	P_{MEAS} [dBm]	A_{TOT} [dB]	Polarisation	Results
1420.471	-69.66	0.00011	-74.56	4.9	HORIZONTAL	PASSED
2130.496	-70.94	8E-05	-80.94	10	HORIZONTAL	PASSED
2830.14	-67.94	0.00016	-82.54	14.6	VERTICAL	PASSED

2.15. LTE17 test results

Channel 23790 / 710 MHz

FDD, CBW 5MHz, QPSK, 1 RB, RMS detector

Frequency [MHz]	P [dBm]	P [µW]	P_{MEAS} [dBm]	A_{TOT} [dB]	Polarisation	Results
1420.461	-69.66	0.00011	-74.56	4.9	HORIZONTAL	PASSED
2130.701	-70.94	8E-05	-80.94	10	HORIZONTAL	PASSED
2849.559	-67.23	0.00019	-82.53	15.3	VERTICAL	PASSED

Channel 23790 / 710 MHz

FDD, CBW 5MHz, 16QAM, 1 RB, RMS detector

Frequency [MHz]	P [dBm]	P [µW]	P_{MEAS} [dBm]	A_{TOT} [dB]	Polarisation	Results
1420.341	-67.8	0.00017	-72.7	4.9	HORIZONTAL	PASSED
2130.381	-71.69	7E-05	-81.69	10	HORIZONTAL	PASSED
2842.585	-68.18	0.00015	-82.58	14.4	HORIZONTAL	PASSED

Copyright © TCC Microsoft
TCC Microsoft Salo Laboratory
P.O.Box(86)
Joensuunkatu 7E
FIN-24101 SALO, FINLAND
Tel. +358 (0) 7180 08000
Fax. +358 71 80 44122

2.16. LTE28 test results

Channel 27435 / 725.5 MHz

FDD, CBW 5MHz, QPSK, 1 RB, RMS detector

Frequency [MHz]	P [dBm]	P [µW]	P_{MEAS} [dBm]	A_{TOT} [dB]	Polarisation	Results
640.08	-60.4	0.00091	-93	32.6	VERTICAL	PASSED
769.796	-72.29	6E-05	-106.99	34.7	HORIZONTAL	PASSED
770.128	-71.34	7E-05	-107.04	35.7	VERTICAL	PASSED
799.455	-70.95	8E-05	-106.95	36	HORIZONTAL	PASSED
1451.421	-67.66	0.00017	-73.06	5.4	HORIZONTAL	PASSED
1600.02	-67.92	0.00016	-74.22	6.3	HORIZONTAL	PASSED
2177.001	-71.26	7E-05	-80.26	9	HORIZONTAL	PASSED
2912	-68.2	0.00015	-83.5	15.3	HORIZONTAL	PASSED

Channel 27435 / 725.5 MHz

FDD, CBW 5MHz, 16QAM, 1 RB, RMS detector

Frequency [MHz]	P [dBm]	P [µW]	P_{MEAS} [dBm]	A_{TOT} [dB]	Polarisation	Results
640	-60.4	0.00091	-93	32.6	VERTICAL	PASSED
769.796	-71.34	7E-05	-107.04	35.7	VERTICAL	PASSED
770.77	-71.38	7E-05	-106.98	35.6	VERTICAL	PASSED
795.046	-71.07	8E-05	-106.97	35.9	HORIZONTAL	PASSED
1451.421	-67.96	0.00016	-73.36	5.4	HORIZONTAL	PASSED
1600.02	-67.92	0.00016	-74.22	6.3	HORIZONTAL	PASSED
2184.977	-72.5	6E-05	-81.7	9.2	HORIZONTAL	PASSED
2912	-68.2	0.00015	-83.5	15.3	HORIZONTAL	PASSED

Copyright © TCC Microsoft

TCC Microsoft Salo Laboratory
P.O.Box(86)
Joensuunkatu 7E
FIN-24101 SALO, FINLAND
Tel. +358 (0) 7180 08000
Fax. +358 71 80 44122

3. Radiated RF output power

(FCC §22.913(a), §27.50(d)(4), §27.50(c)(10), §27.50(c)10, §27.50(h)(2), §27.50(d)(2), §24.232(b), RSS-132 4.4, RSS-133 6.4, RSS-139 6.4, RSS-199 4.4, RSS-130 4.4)

EUT with DUT number	RM-1065, DUT 18983
Accessories with DUT numbers	BV-T4B, DUT 18709
Operation Voltage [V] / [Hz]	Nominal
Results	PASSED
Remarks	Measured from antenna 2.
Temp [ºC] / Humidity [%RH] / Air Pressure [kPa]	21 / 40 / 102.5
Date of measurements	22-Jan-2015
Measured by	Sami Lehtonen / Ville Mannermaa

3.1.1 Test setup

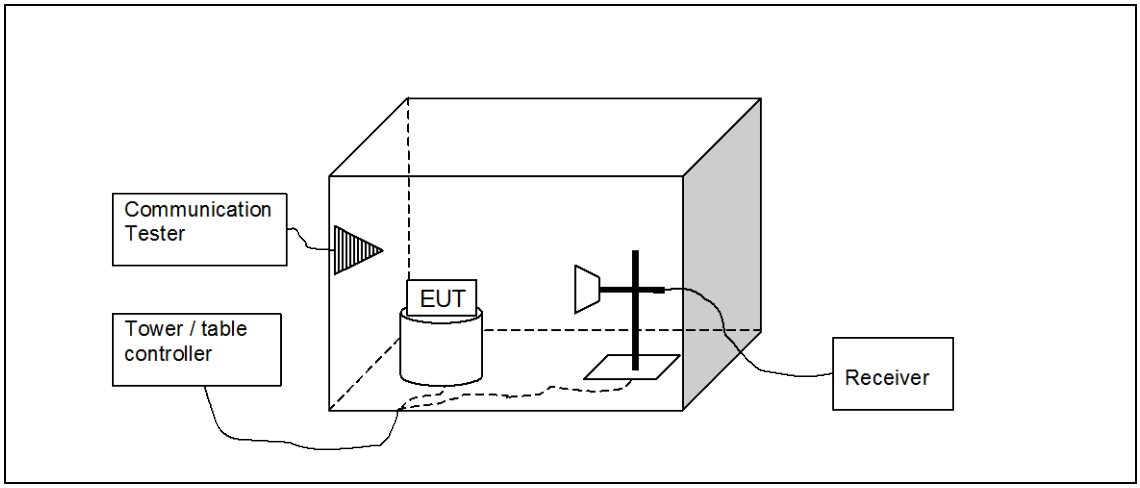

3.2. Test method and limit

The measurement is made according to TIA-603-C-2004 as follows:

The measurement is performed in the Anechoic Chamber with absorbers on the floor and measuring antenna at fixed height using 2-axis EUT position system. The turntable is rotated 360 degrees and this is repeated for both horizontal and vertical receive antenna polarizations.

The EUT is placed on a nonconductive plate at 170 cm height.

The substitution method is used. The measurement results are obtained as described below:

$$P[dBm] = P_{SUBST\ TX} + P_{MEAS} - P_{SUBST\ RX} - L_{SUBST\ CABLES} + G_{SUBST\ TX\ ANT}$$

Where $P_{SUBST\ TX}$ is signal generator level. P_{MEAS} is measured power level from the EUT. $P_{SUBST\ RX}$ is measured power level in substitute measurement. $L_{SUBST\ CABLE}$ is the loss of the cable between the signal generator and the substitution antenna and $G_{SUBST\ TX\ ANT}$ is substitution antenna gain.

Limits for radiated RF output power measurements

Frequency range [MHz]	Limit [W]	Limit [dBm]
824 - 849	7 ERP	38.5
1850 - 1910	2 EiRP	33
1710 - 1755	1 EiRP	30
2502.5 - 2567.5	2 EiRP	33

Copyright © TCC Microsoft
TCC Microsoft Salo Laboratory
P.O.Box(86)
Joensuunkatu 7E
FIN-24101 SALO, FINLAND
Tel. +358 (0) 7180 08000
Fax. +358 71 80 44122

699 - 712	2 ERP	33
704 - 716	3 ERP	34.8
703 - 748	3 ERP	34.8

Copyright © TCC Microsoft

TCC Microsoft Salo Laboratory
P.O.Box(86)
Joensuunkatu 7E
FIN-24101 SALO, FINLAND
Tel. +358 (0) 7180 08000
Fax. +358 71 80 44122

3.3. GSM 850 test results

RMS detector

Channel / f_C [MHz]	ERP [dBm]	ERP [W]	P_{MEAS} [dBm]	A_{TOT} [dB]	Polarisation	Results
128 / 824.2	27.76	0.597	-8.39	36.15	VERTICAL	PASSED
190 / 836.6	27.41	0.551	-7.59	35	VERTICAL	PASSED
251 / 848.8	26.71	0.468	-7.32	34.03	VERTICAL	PASSED

3.4. GSM 850 E-GPRS (MSC9) test results

RMS detector

Channel / f_C [MHz]	ERP [dBm]	ERP [W]	P_{MEAS} [dBm]	A_{TOT} [dB]	Polarisation	Results
128 / 824.2	24.96	0.313	-10.43	35.39	HORIZONTAL	PASSED
190 / 836.6	23.35	0.216	-11.65	35	VERTICAL	PASSED
251 / 848.8	22.92	0.196	-11.11	34.03	VERTICAL	PASSED

3.5. GSM 1900 test results

RMS detector

Channel / f_C [MHz]	EIRP [dBm]	EIRP [W]	P_{MEAS} [dBm]	A_{TOT} [dB]	Polarisation	Results
512 / 1850.2	30.23	1.053	-14.77	45	HORIZONTAL	PASSED
661 / 1880	31.58	1.439	-13.6	45.18	HORIZONTAL	PASSED
810 / 1909.8	29.39	0.87	-15.89	45.28	HORIZONTAL	PASSED

3.6. GSM 1900 E-GPRS (MSC9) test results

RMS detector

Channel / f_C [MHz]	EIRP [dBm]	EIRP [W]	P_{MEAS} [dBm]	A_{TOT} [dB]	Polarisation	Results
512 / 1850.2	28.33	0.681	-16.67	45	HORIZONTAL	PASSED
661 / 1880	29.74	0.941	-15.44	45.18	HORIZONTAL	PASSED
810 / 1909.8	27.99	0.63	-17.29	45.28	HORIZONTAL	PASSED

Copyright © TCC Microsoft

TCC Microsoft Salo Laboratory
P.O.Box(86)
Joensuunkatu 7E
FIN-24101 SALO, FINLAND
Tel. +358 (0) 7180 08000
Fax. +358 71 80 44122

3.7. WCDMA2 test results

RMS detector

Channel / f_C [MHz]	EIRP [dBm]	EIRP [W]	P_{MEAS} [dBm]	A_{TOT} [dB]	Polarisation	Results
9262 / 1852.4	23.52	0.225	-21.44	44.96	HORIZONTAL	PASSED
9400 / 1880	25.28	0.337	-19.9	45.18	HORIZONTAL	PASSED
9538 / 1907.6	24.3	0.269	-21.01	45.31	HORIZONTAL	PASSED

3.8. WCDMA4 test results

RMS detector

Channel / f_C [MHz]	EIRP [dBm]	EIRP [W]	P_{MEAS} [dBm]	A_{TOT} [dB]	Polarisation	Results
1312 / 1712.4	23.21	0.209	-21.05	44.26	HORIZONTAL	PASSED
1412 / 1732.4	23.05	0.202	-21.24	44.29	HORIZONTAL	PASSED
1513 / 1752.6	23.36	0.217	-21.33	44.69	HORIZONTAL	PASSED

3.9. WCDMA5 test results

RMS detector

Channel / f_C [MHz]	ERP [dBm]	ERP [W]	P_{MEAS} [dBm]	A_{TOT} [dB]	Polarisation	Results
4132 / 826.4	19.02	0.08	-17.05	36.07	VERTICAL	PASSED
4175 / 835	18.8	0.076	-16.31	35.11	VERTICAL	PASSED
4233 / 846.6	18.28	0.067	-15.89	34.17	VERTICAL	PASSED

Copyright © TCC Microsoft

TCC Microsoft Salo Laboratory
P.O.Box(86)
Joensuunkatu 7E
FIN-24101 SALO, FINLAND
Tel. +358 (0) 7180 08000
Fax. +358 71 80 44122

3.10. LTE2 test results

FDD, CBW 5MHz, QPSK, 1RB mid, RMS detector

Channel / f_C [MHz]	EIRP [dBm]	EIRP [W]	P_{MEAS} [dBm]	A_{TOT} [dB]	Polarisation	Results
26065 / 1852.5	25.25	0.335	-19.71	44.96	HORIZONTAL	PASSED
18900 / 1880	26.51	0.448	-18.67	45.18	HORIZONTAL	PASSED
19175 / 1907.5	25.16	0.328	-20.15	45.31	HORIZONTAL	PASSED

FDD, CBW 5MHz, 16QAM, 1RB mid, RMS detector

Channel / f_C [MHz]	EIRP [dBm]	EIRP [W]	P_{MEAS} [dBm]	A_{TOT} [dB]	Polarisation	Results
26065 / 1852.5	25.6	0.363	-19.36	44.96	HORIZONTAL	PASSED
18900 / 1880	26.67	0.464	-18.51	45.18	HORIZONTAL	PASSED
19175 / 1907.5	25.26	0.336	-20.05	45.31	HORIZONTAL	PASSED

3.11. LTE4 test results

FDD, CBW 5MHz, 16QAM, 1RB mid, RMS detector

Channel / f_C [MHz]	EIRP [dBm]	EIRP [W]	P_{MEAS} [dBm]	A_{TOT} [dB]	Polarisation	Results
19975 / 1712.5	24.95	0.312	-19.31	44.26	HORIZONTAL	PASSED
20175 / 1732.5	24.06	0.255	-20.23	44.29	HORIZONTAL	PASSED
20375 / 1752.5	25.09	0.323	-19.59	44.68	HORIZONTAL	PASSED

FDD, CBW 5MHz, QPSK, 1RB mid, RMS detector

Channel / f_C [MHz]	EIRP [dBm]	EIRP [W]	P_{MEAS} [dBm]	A_{TOT} [dB]	Polarisation	Results
19975 / 1712.5	24.77	0.3	-19.49	44.26	HORIZONTAL	PASSED
20175 / 1732.5	24.48	0.28	-19.81	44.29	HORIZONTAL	PASSED
20375 / 1752.5	25.08	0.322	-19.6	44.68	HORIZONTAL	PASSED

Copyright © TCC Microsoft

TCC Microsoft Salo Laboratory
P.O.Box(86)
Joensuunkatu 7E
FIN-24101 SALO, FINLAND
Tel. +358 (0) 7180 08000
Fax. +358 71 80 44122

3.12. LTE5 test results

FDD, CBW 5MHz, QPSK, 1RB mid, RMS detector

Channel / f_C [MHz]	ERP [dBm]	ERP [W]	P_{MEAS} [dBm]	A_{TOT} [dB]	Polarisation	Results
20425 / 826.5	20.85	0.122	-15.21	36.06	VERTICAL	PASSED
20525 / 836.5	20.4	0.11	-14.6	35	VERTICAL	PASSED
20625 / 846.5	20	0.1	-14.17	34.17	VERTICAL	PASSED

FDD, CBW 5MHz, 16QAM, 1RB mid, RMS detector

Channel / f_C [MHz]	ERP [dBm]	ERP [W]	P_{MEAS} [dBm]	A_{TOT} [dB]	Polarisation	Results
20425 / 826.5	20.69	0.117	-15.37	36.06	VERTICAL	PASSED
20525 / 836.5	20.48	0.112	-14.52	35	VERTICAL	PASSED
20625 / 846.5	20	0.1	-14.17	34.17	VERTICAL	PASSED

3.13. LTE7 test results

FDD, CBW 5MHz, QPSK, 1RB mid, RMS detector

Channel / f_C [MHz]	EIRP [dBm]	EIRP [W]	P_{MEAS} [dBm]	A_{TOT} [dB]	Polarisation	Results
20775 / 2502.5	22.83	0.192	-26.24	49.07	HORIZONTAL	PASSED
21100 / 2535	22.2	0.166	-26.97	49.17	HORIZONTAL	PASSED
21425 / 2567.5	23.34	0.216	-26.01	49.35	HORIZONTAL	PASSED

FDD, CBW 5MHz, 16QAM, 1RB mid, RMS detector

Channel / f_C [MHz]	EIRP [dBm]	EIRP [W]	P_{MEAS} [dBm]	A_{TOT} [dB]	Polarisation	Results
20775 / 2502.5	22.64	0.184	-26.43	49.07	HORIZONTAL	PASSED
21100 / 2535	22.51	0.178	-26.66	49.17	HORIZONTAL	PASSED
21425 / 2567.5	23.27	0.212	-26.08	49.35	HORIZONTAL	PASSED

FDD, CBW 5MHz, QPSK, 1RB mid, Peak detector

Channel / f_C [MHz]	EIRP [dBm]	EIRP [W]	P_{MEAS} [dBm]	A_{TOT} [dB]	Polarisation	Results
20775 / 2502.5	30.64	1.158	-18.43	49.07	HORIZONTAL	PASSED
21100 / 2535	30.4	1.096	-18.77	49.17	HORIZONTAL	PASSED
21425 / 2567.5	30.44	1.106	-18.91	49.35	HORIZONTAL	PASSED

FDD, CBW 5MHz, 16QAM, 1RB mid, Peak detector

Channel / f_C [MHz]	EIRP [dBm]	EIRP [W]	P_{MEAS} [dBm]	A_{TOT} [dB]	Polarisation	Results
20775 / 2502.5	30.57	1.14	-18.5	49.07	HORIZONTAL	PASSED
21100 / 2535	30.4	1.096	-18.77	49.17	HORIZONTAL	PASSED
21425 / 2567.5	30.44	1.106	-18.91	49.35	HORIZONTAL	PASSED

Copyright © TCC Microsoft

TCC Microsoft Salo Laboratory
P.O.Box(86)
Joensuunkatu 7E
FIN-24101 SALO, FINLAND
Tel. +358 (0) 7180 08000
Fax. +358 71 80 44122

3.14. LTE12 test results

FDD, CBW 5MHz, QPSK, 1RB mid, RMS detector

Channel / f_C [MHz]	ERP [dBm]	ERP [W]	P_{MEAS} [dBm]	A_{TOT} [dB]	Polarisation	Results
23035 / 701.5	17.02	0.05	-16.05	33.07	HORIZONTAL	PASSED
23095 / 707.5	17.91	0.062	-15.02	32.93	HORIZONTAL	PASSED
23155 / 713.5	19.21	0.083	-13.55	32.76	HORIZONTAL	PASSED

FDD, CBW 5MHz, 16QAM, 1RB mid, RMS detector

Channel / f_C [MHz]	ERP [dBm]	ERP [W]	P_{MEAS} [dBm]	A_{TOT} [dB]	Polarisation	Results
23035 / 701.5	17.24	0.053	-15.83	33.07	HORIZONTAL	PASSED
23095 / 707.5	17.62	0.058	-16.79	34.41	VERTICAL	PASSED
23155 / 713.5	19.12	0.082	-15.73	34.85	VERTICAL	PASSED

3.15. LTE17 test results

FDD, CBW 5MHz, QPSK, 1RB mid, RMS detector

Channel / f_C [MHz]	ERP [dBm]	ERP [W]	P_{MEAS} [dBm]	A_{TOT} [dB]	Polarisation	Results
23755 / 706.5	17.77	0.06	-15.2	32.97	HORIZONTAL	PASSED
23790 / 710	18.46	0.07	-14.43	32.89	HORIZONTAL	PASSED
23825 / 713.5	18.93	0.078	-13.83	32.76	HORIZONTAL	PASSED

FDD, CBW 5MHz, 16QAM, 1RB mid, RMS detector

Channel / f_C [MHz]	ERP [dBm]	ERP [W]	P_{MEAS} [dBm]	A_{TOT} [dB]	Polarisation	Results
23755 / 706.5	17.66	0.058	-15.31	32.97	HORIZONTAL	PASSED
23790 / 710	18.23	0.067	-14.66	32.89	HORIZONTAL	PASSED
23825 / 713.5	19.04	0.08	-13.72	32.76	HORIZONTAL	PASSED

Copyright © TCC Microsoft

TCC Microsoft Salo Laboratory
P.O.Box(86)
Joensuunkatu 7E
FIN-24101 SALO, FINLAND
Tel. +358 (0) 7180 08000
Fax. +358 71 80 44122

3.16. LTE28 test results

FDD, CBW 5MHz, QPSK, 1RB mid, RMS detector

Channel / f_C [MHz]	ERP [dBm]	ERP [W]	P_{MEAS} [dBm]	A_{TOT} [dB]	Polarisation	Results
27235 / 705.5	17.27	0.053	-15.75	33.02	HORIZONTAL	PASSED
27435 / 725.5	19.65	0.092	-12.88	32.53	HORIZONTAL	PASSED
27635 / 745.5	20.43	0.11	-12.82	33.25	HORIZONTAL	PASSED

FDD, CBW 5MHz, 16QAM, 1RB mid, RMS detector

Channel / f_C [MHz]	ERP [dBm]	ERP [W]	P_{MEAS} [dBm]	A_{TOT} [dB]	Polarisation	Results
27235 / 705.5	17	0.05	-17.26	34.26	VERTICAL	PASSED
27435 / 725.5	19.71	0.094	-12.82	32.53	HORIZONTAL	PASSED
27635 / 745.5	20.29	0.107	-12.96	33.25	HORIZONTAL	PASSED

Copyright © TCC Microsoft

TCC Microsoft Salo Laboratory
P.O.Box(86)
Joensuunkatu 7E
FIN-24101 SALO, FINLAND
Tel. +358 (0) 7180 08000
Fax. +358 71 80 44122

4. Band edge compliance

(FCC §24.238(a), §27.53(g), §27.53(f), §27.53(l), §22.917(a), §27.53(h), RSS-133 6.5, RSS-139 6.5, RSS-132 4.5, RSS-199 4.5(b), RSS-130 4.6)

EUT with DUT number	RM-1065, DUT 19004
Accessories with DUT numbers	SD-238R, DUT 19008 ; WH-108, DUT 18691
Operation Voltage [V] / [Hz]	Nominal
Results	PASSED
Remarks	Measured from antenna 2
Temp [°C] / Humidity [%RH] / Air Pressure [kPa]	22 / 40 / 102.6
Date of measurements	15-Jan-2015
Measured by	Jari Keto

4.1. Test Setup

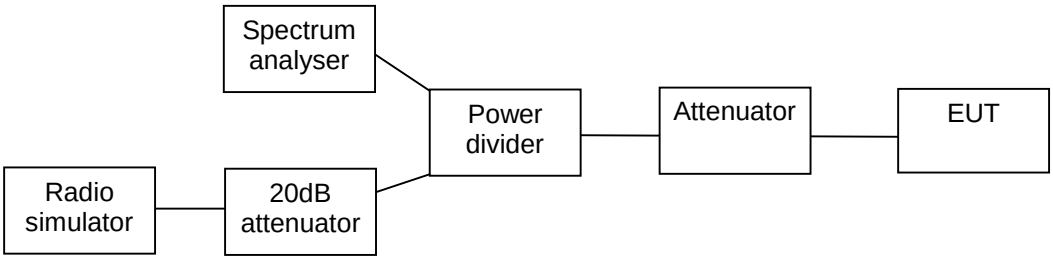

4.2. Test method and limit

The measurement is made according to applicable FCC rule parts and IC standards.

Limits for band edge compliance measurements

Operation band	Frequency range [MHz]	Limit [dBm]
LTE2	Below 1850 and above 1910	-13
LTE4	Below 1710 and above 1755	-13
LTE5	Below 824 and above 849	-13
LTE7	2496 - 2499 2499 – 2500 2570 – 2571 2571 – 2575	-10 (RBW = 1 MHz, VBW = 3 MHz) -10 (RBW = 500 kHz, VBW = 2 MHz) -10 (RBW = 500 kHz, VBW = 2 MHz) -10 (RBW = 1 MHz, VBW = 3 MHz)
LTE12	698.9 – 699.0 and 716.0 – 716.1 Below 698.9 and above 716.1	-13 (RBW = 30 kHz, VBW = 100 kHz) -13 (RBW = 100 kHz, VBW = 300 kHz)
LTE17	703.9 – 704 and 716 – 716.1 Below 703.9 and above 716.1	-13 (RBW = 30 kHz, VBW = 100 kHz) -13 (RBW = 100 kHz, VBW = 300 kHz)
LTE28	702.9 -703 and 748 - 748.1 Below 702.9 and above 748.1	-13 (RBW = 30 kHz, VBW = 100 kHz) -13 (RBW = 100 kHz, VBW = 300 kHz)
GSM 1900	Below 1850 and above 1910	-13
GSM 850	Below 824 and above 849	-13
WCDMA2	Below 1850 and above 1910	-13
WCDMA4	Below 1710 and above 1755	-13
WCDMA5	Below 824 and above 849	-13

Copyright © TCC Microsoft
TCC Microsoft Salo Laboratory
P.O.Box(86)
Joensuunkatu 7E
FIN-24101 SALO, FINLAND
Tel. +358 (0) 7180 08000
Fax. +358 71 80 44122

4.3. LTE2 Test results

Channel 18700 / 1860 MHz

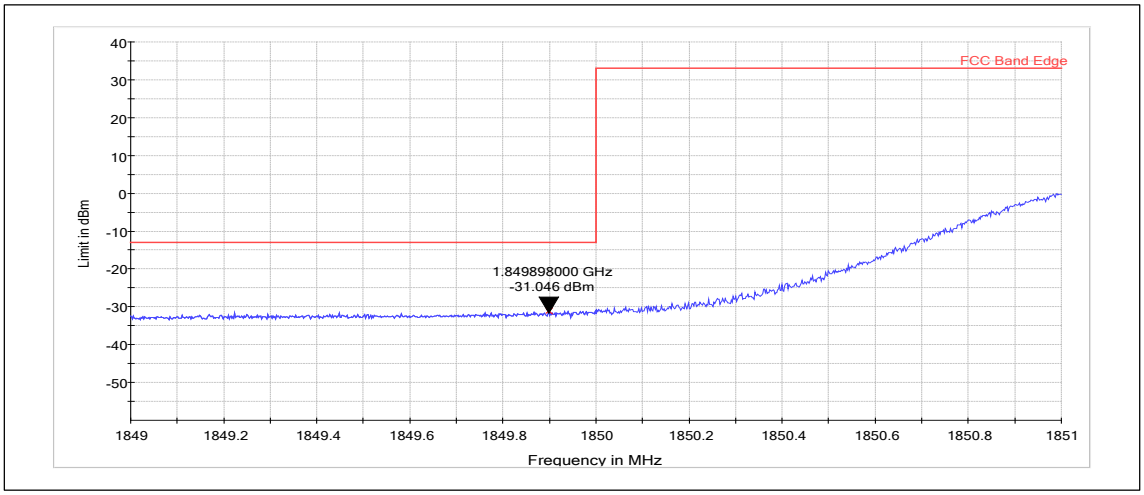

RMS (RBW: 200 kHz, VBW: 1 MHz, Max hold)

Operation mode (TX on)	Frequency [MHz]	Level [dBm]	Result
FDD, CBW 20MHz, QPSK, 100 RB	1849.898	-31.05	PASSED

Channel 19100 / 1900 MHz

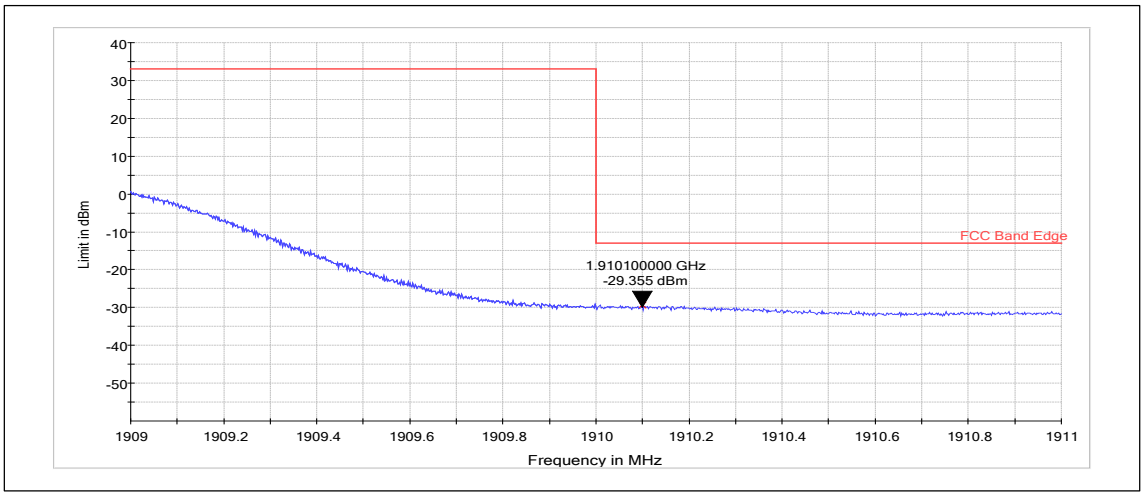

RMS (RBW: 200 kHz, VBW: 1 MHz, Max hold)

Operation mode (TX on)	Frequency [MHz]	Level [dBm]	Result
FDD, CBW 20MHz, QPSK, 100 RB	1910.100	-29.36	PASSED

Copyright © TCC Microsoft

TCC Microsoft Salo Laboratory
P.O.Box(86)
Joensuunkatu 7E
FIN-24101 SALO, FINLAND
Tel. +358 (0) 7180 08000
Fax. +358 71 80 44122

Channel 18700 / 1860 MHz

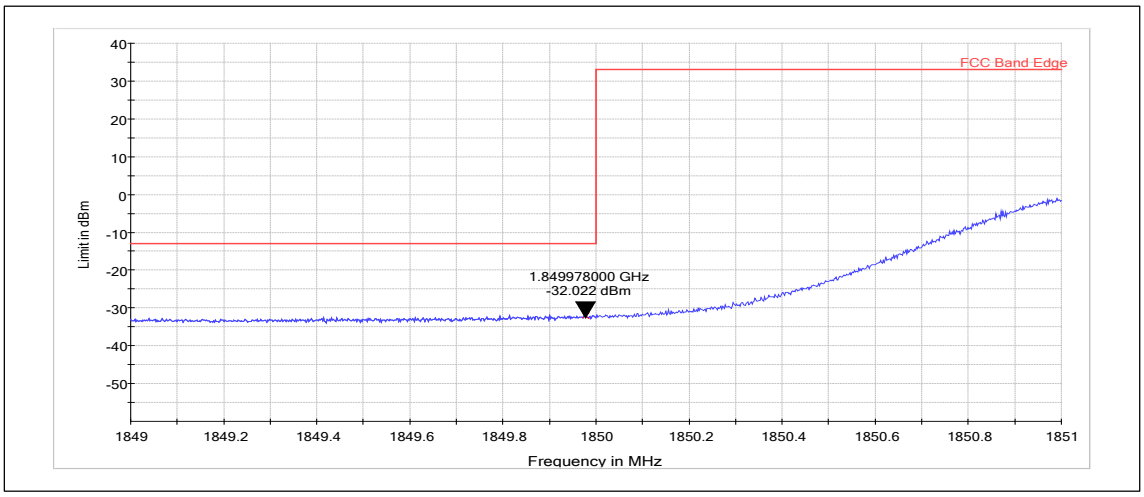

RMS (RBW: 200 kHz, VBW: 1 MHz, Max hold)

Operation mode (TX on)	Frequency [MHz]	Level [dBm]	Result
FDD, CBW 20MHz, 16QAM, 100 RB	1849.978	-32.02	PASSED

Channel 19100 / 1900 MHz

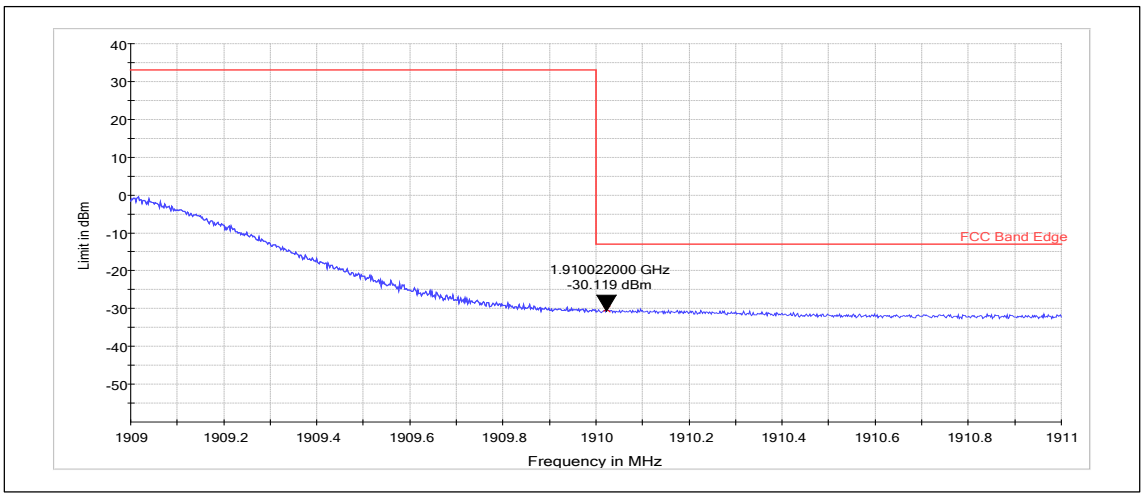

RMS (RBW: 200 kHz, VBW: 1 MHz, Max hold)

Operation mode (TX on)	Frequency [MHz]	Level [dBm]	Result
FDD, CBW 20MHz, 16QAM, 100 RB	1910.022	-30.12	PASSED

Copyright © TCC Microsoft

TCC Microsoft Salo Laboratory
P.O.Box(86)
Joensuunkatu 7E
FIN-24101 SALO, FINLAND
Tel. +358 (0) 7180 08000
Fax. +358 71 80 44122

4.4. LTE4 Test results

Channel 20050 / 1720 MHz

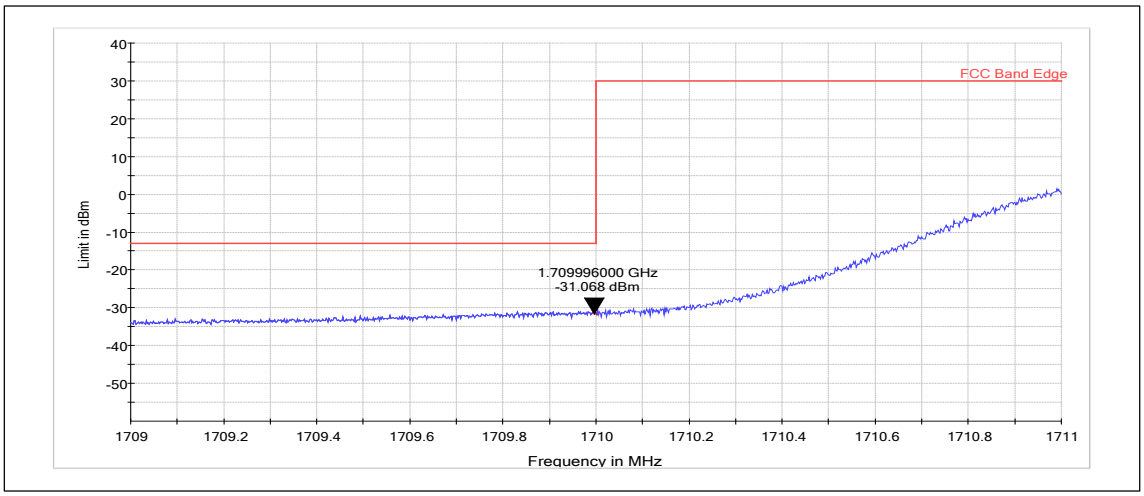

RMS (RBW: 200 kHz, VBW: 1 MHz, Max hold)

Operation mode (TX on)	Frequency [MHz]	Level [dBm]	Result
FDD, CBW 20MHz, QPSK, 100 RB	1709.996	-31.07	PASSED

Channel 20300 / 1745 MHz

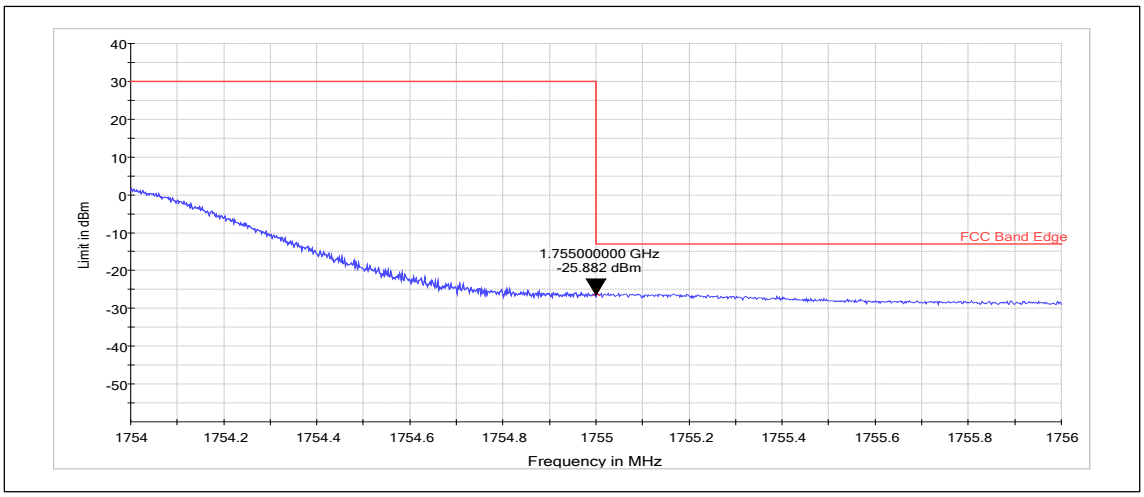

RMS (RBW: 200 kHz, VBW: 1 MHz, Max hold)

Operation mode (TX on)	Frequency [MHz]	Level [dBm]	Result
FDD, CBW 20MHz, QPSK, 100 RB	1755.000	-25.88	PASSED

Copyright © TCC Microsoft

TCC Microsoft Salo Laboratory
P.O.Box(86)
Joensuunkatu 7E
FIN-24101 SALO, FINLAND
Tel. +358 (0) 7180 08000
Fax. +358 71 80 44122

Channel 20050 / 1720 MHz

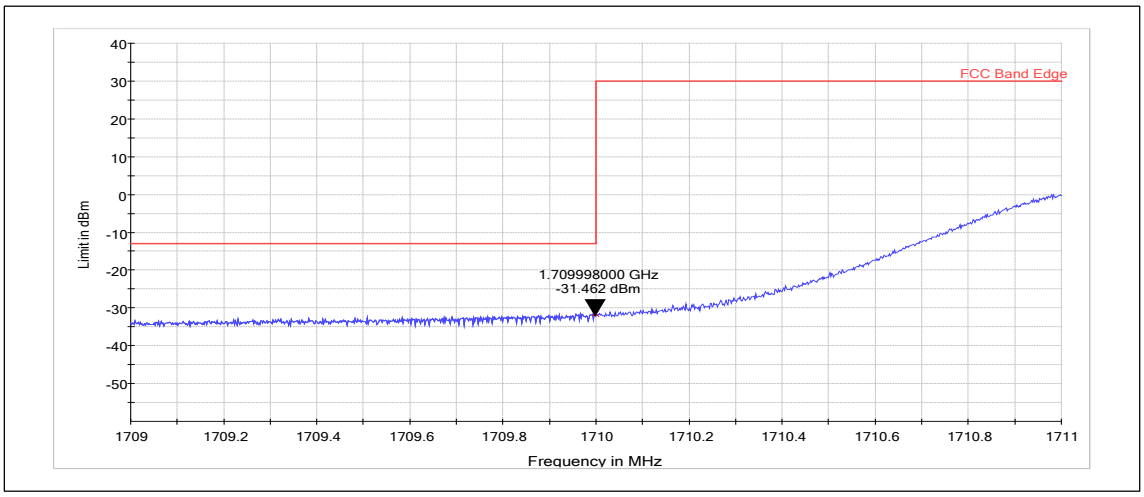

RMS (RBW: 200 kHz, VBW: 1 MHz, Max hold)

Operation mode (TX on)	Frequency [MHz]	Level [dBm]	Result
FDD, CBW 20MHz, 16QAM, 100 RB	1709.998	-31.46	PASSED

Channel 20300 / 1745 MHz

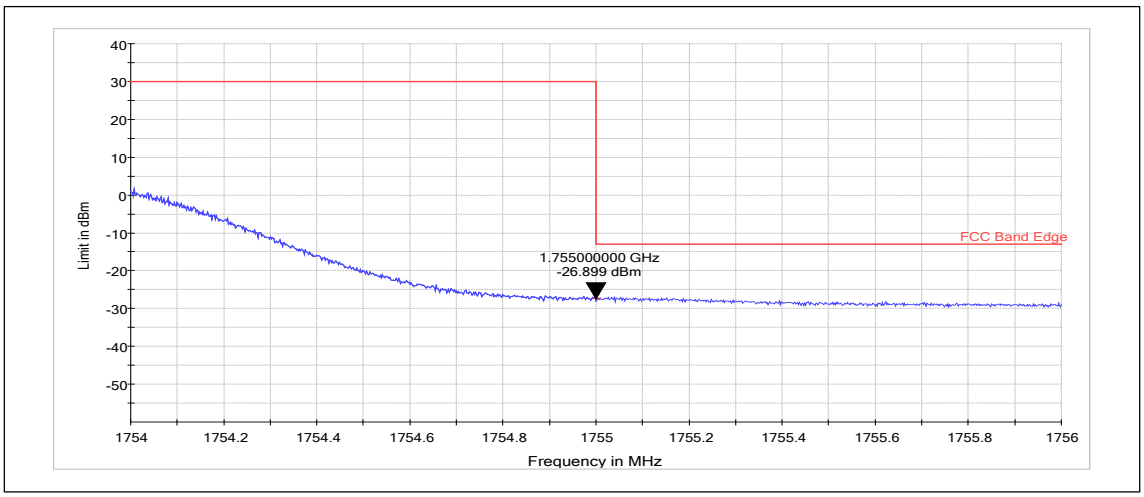

RMS (RBW: 200 kHz, VBW: 1 MHz, Max hold)

Operation mode (TX on)	Frequency [MHz]	Level [dBm]	Result
FDD, CBW 20MHz, 16QAM, 100 RB	1755.000	-26.90	PASSED

Copyright © TCC Microsoft

TCC Microsoft Salo Laboratory
P.O.Box(86)
Joensuunkatu 7E
FIN-24101 SALO, FINLAND
Tel. +358 (0) 7180 08000
Fax. +358 71 80 44122

4.5. LTE5 Test results

Channel 20450 / 829 MHz

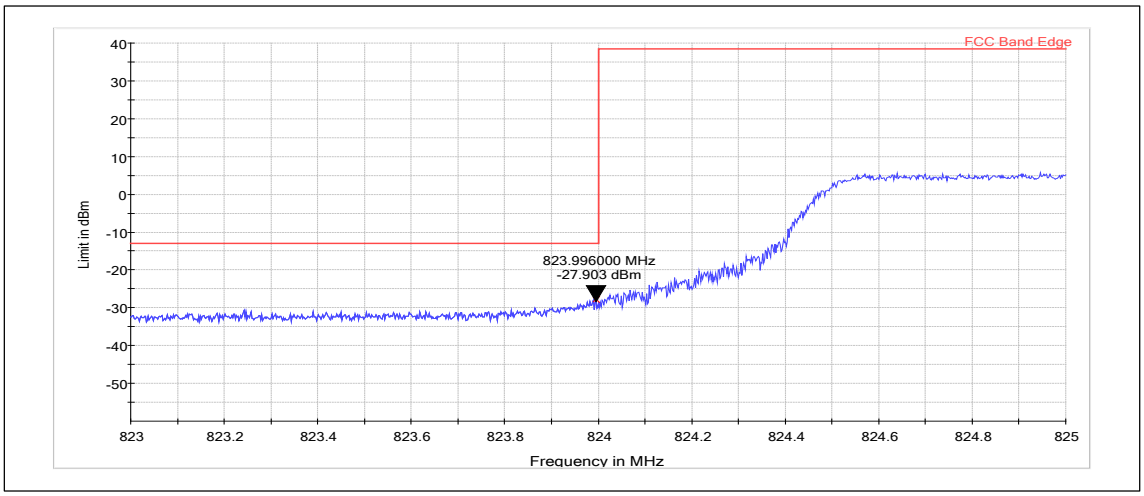

RMS (RBW: 100 kHz, VBW: 300 kHz, Max hold)

Operation mode (TX on)	Frequency [MHz]	Level [dBm]	Result
FDD, CBW 10MHz, QPSK, 50 RB	823.996	-27.90	PASSED

Channel 20600 / 844 MHz

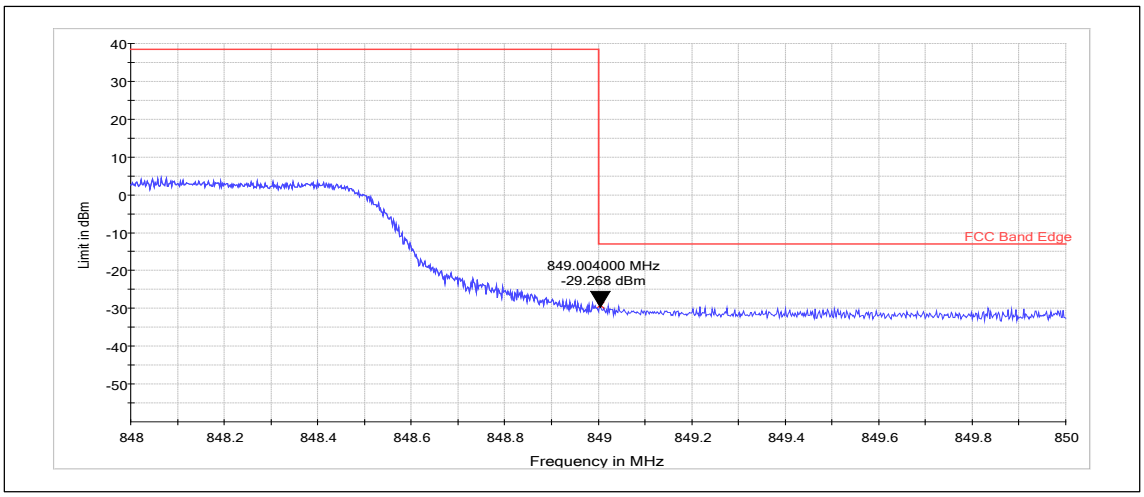

RMS (RBW: 100 kHz, VBW: 300 kHz, Max hold)

Operation mode (TX on)	Frequency [MHz]	Level [dBm]	Result
FDD, CBW 10MHz, QPSK, 50 RB	849.004	-29.27	PASSED

Copyright © TCC Microsoft

TCC Microsoft Salo Laboratory
P.O.Box(86)
Joensuunkatu 7E
FIN-24101 SALO, FINLAND
Tel. +358 (0) 7180 08000
Fax. +358 71 80 44122

Channel 20450 / 829 MHz

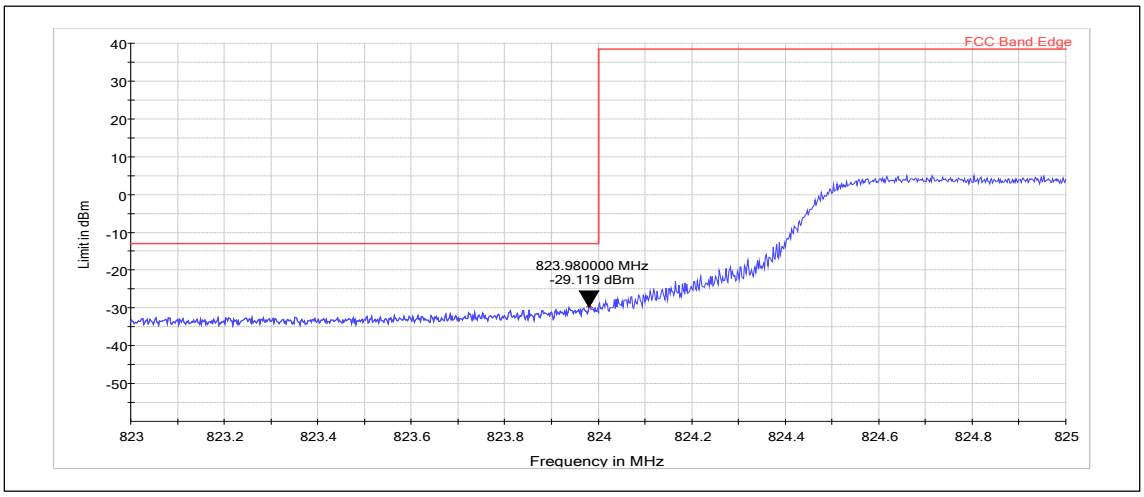

RMS (RBW: 100 kHz, VBW: 300 kHz, Max hold)

Operation mode (TX on)	Frequency [MHz]	Level [dBm]	Result
FDD, CBW 10MHz, 16QAM, 50 RB	823.980	-29.12	PASSED

Channel 20600 / 844 MHz

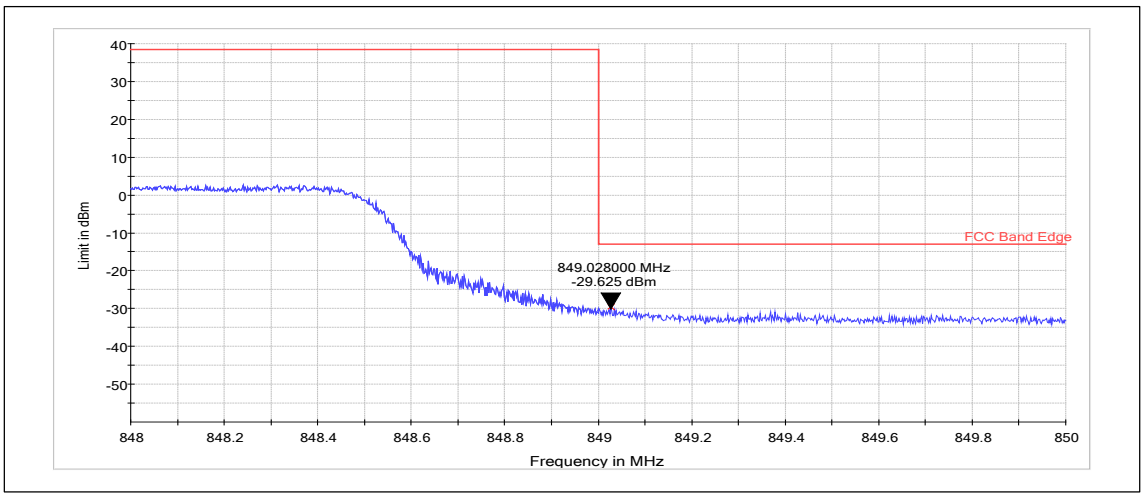

RMS (RBW: 100 kHz, VBW: 300 kHz, Max hold)

Operation mode (TX on)	Frequency [MHz]	Level [dBm]	Result
FDD, CBW 10MHz, 16QAM, 50 RB	849.028	-29.63	PASSED

Copyright © TCC Microsoft

TCC Microsoft Salo Laboratory
P.O.Box(86)
Joensuunkatu 7E
FIN-24101 SALO, FINLAND
Tel. +358 (0) 7180 08000
Fax. +358 71 80 44122

4.6. LTE7 Test results

Channel 20850 / 2510 MHz

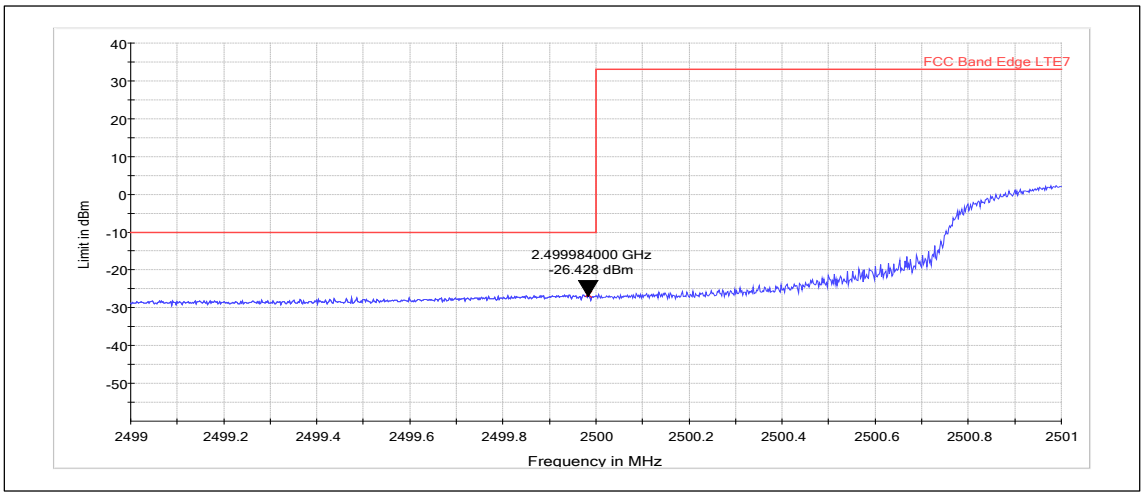

RMS detector, Max hold

Operation mode (TX on)	Frequency [MHz]	Level [dBm]	Result
FDD, CBW 20MHz, QPSK, 100 RB	2499.984	-26.43	PASSED

Channel 21350 / 2560 MHz

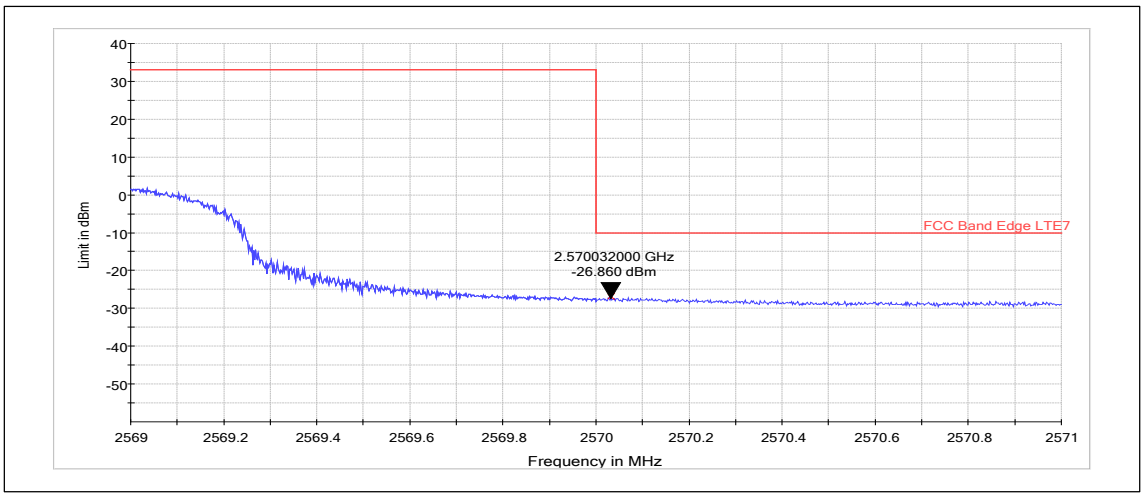

RMS detector, Max hold

Operation mode (TX on)	Frequency [MHz]	Level [dBm]	Result
FDD, CBW 20MHz, QPSK, 100 RB	2570.032	-26.86	PASSED

Copyright © TCC Microsoft

TCC Microsoft Salo Laboratory
P.O.Box(86)
Joensuunkatu 7E
FIN-24101 SALO, FINLAND
Tel. +358 (0) 7180 08000
Fax. +358 71 80 44122

Channel 20850 / 2510 MHz

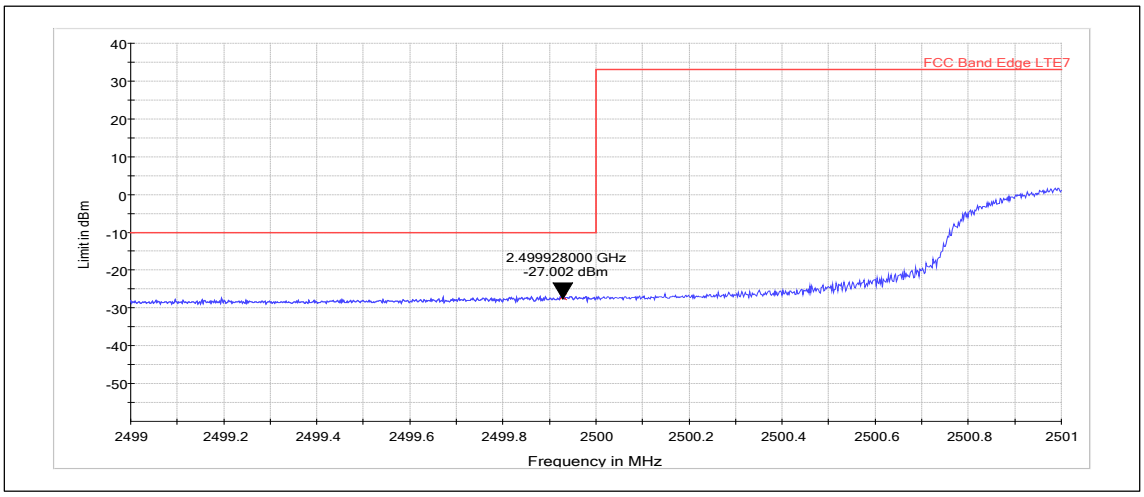

RMS detector, Max hold

Operation mode (TX on)	Frequency [MHz]	Level [dBm]	Result
FDD, CBW 20MHz, 16QAM, 100 RB	2499.928	-27.00	PASSED

Channel 21350 / 2560 MHz

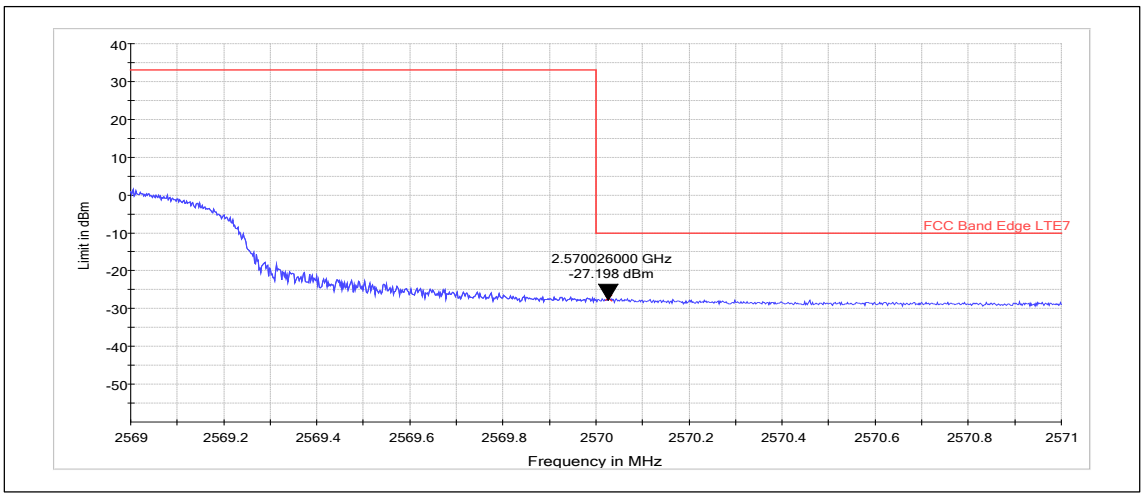

RMS detector, Max hold

Operation mode (TX on)	Frequency [MHz]	Level [dBm]	Result
FDD, CBW 20MHz, 16QAM, 100 RB	2570.026	-27.20	PASSED

Copyright © TCC Microsoft

TCC Microsoft Salo Laboratory
P.O.Box(86)
Joensuunkatu 7E
FIN-24101 SALO, FINLAND
Tel. +358 (0) 7180 08000
Fax. +358 71 80 44122

4.7. LTE12 Test results

Channel 23060 / 704 MHz

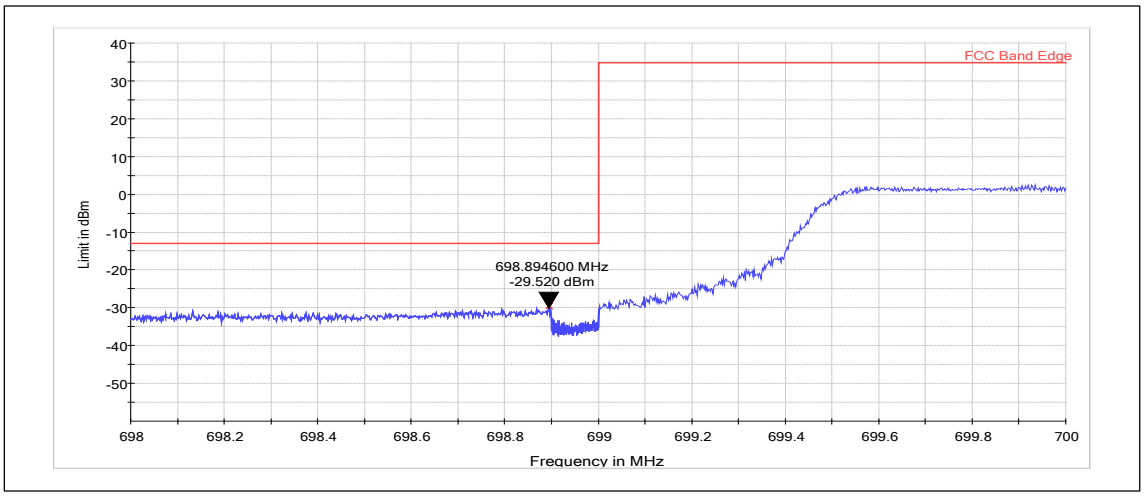

RMS detector, Max hold

Operation mode (TX on)	Frequency [MHz]	Level [dBm]	Result
FDD, CBW 10MHz, QPSK, 50 RB	698.895	-29.52	PASSED

Channel 23130 / 711 MHz

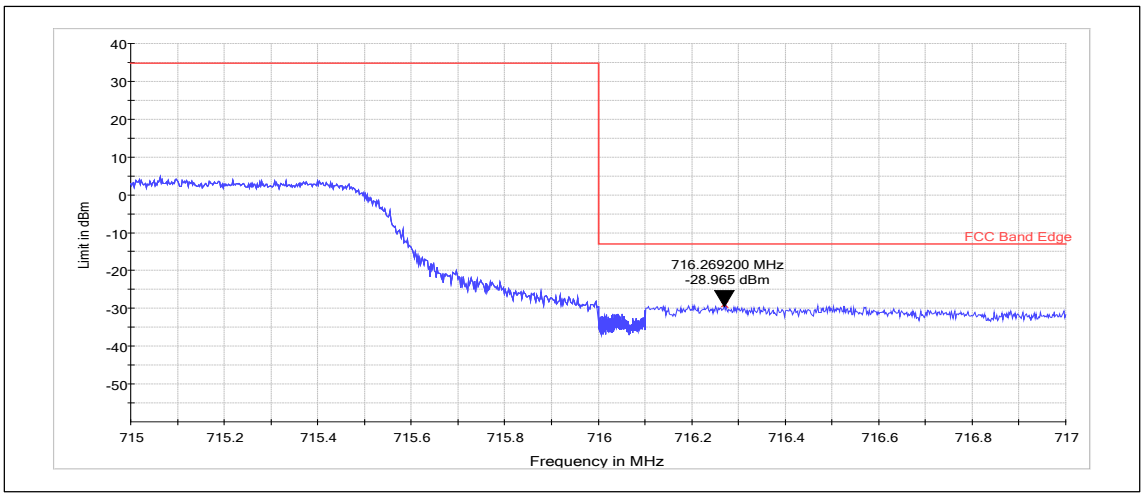

RMS detector, Max hold

Operation mode (TX on)	Frequency [MHz]	Level [dBm]	Result
FDD, CBW 10MHz, QPSK, 50 RB	716.269	-28.97	PASSED

Copyright © TCC Microsoft

TCC Microsoft Salo Laboratory
P.O.Box(86)
Joensuunkatu 7E
FIN-24101 SALO, FINLAND
Tel. +358 (0) 7180 08000
Fax. +358 71 80 44122

Channel 23060 / 704 MHz

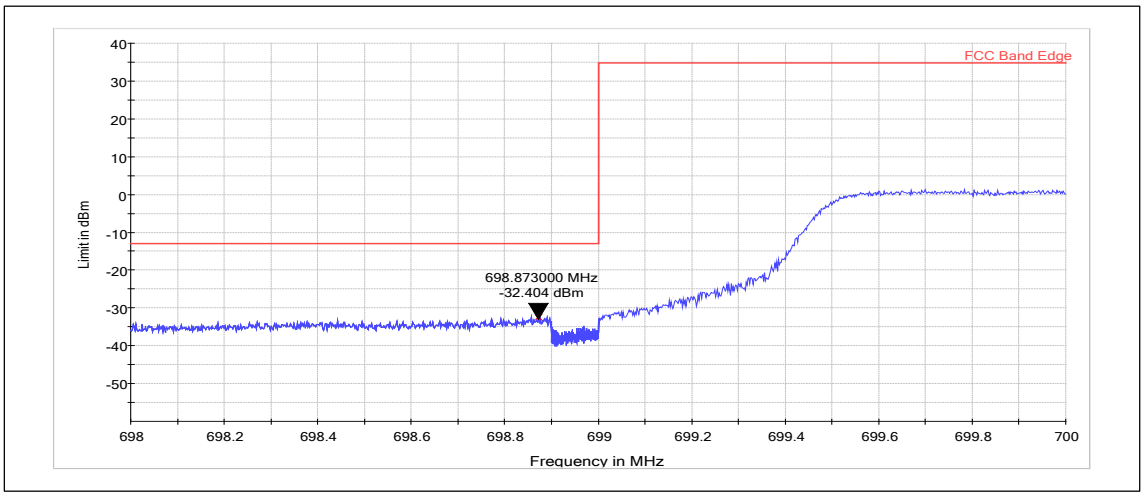

RMS detector, Max hold

Operation mode (TX on)	Frequency [MHz]	Level [dBm]	Result
FDD, CBW 10MHz, 16QAM, 50 RB	698.873	-32.40	PASSED

Channel 23130 / 711 MHz

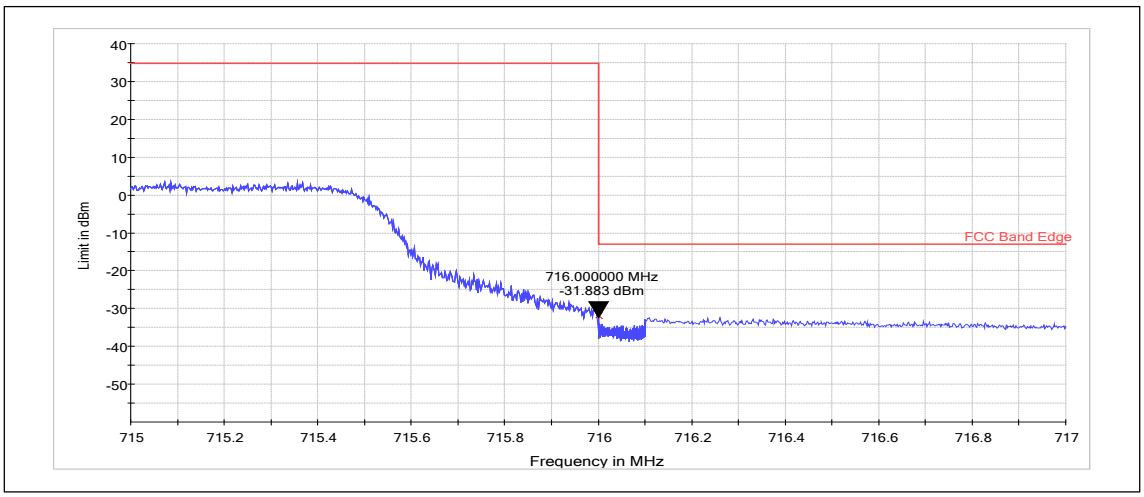

RMS detector, Max hold

Operation mode (TX on)	Frequency [MHz]	Level [dBm]	Result
FDD, CBW 10MHz, 16QAM, 50 RB	716.000	-31.88	PASSED

Copyright © TCC Microsoft

TCC Microsoft Salo Laboratory
P.O.Box(86)
Joensuunkatu 7E
FIN-24101 SALO, FINLAND
Tel. +358 (0) 7180 08000
Fax. +358 71 80 44122

4.8. LTE17 Test results

Channel 23780 / 709 MHz

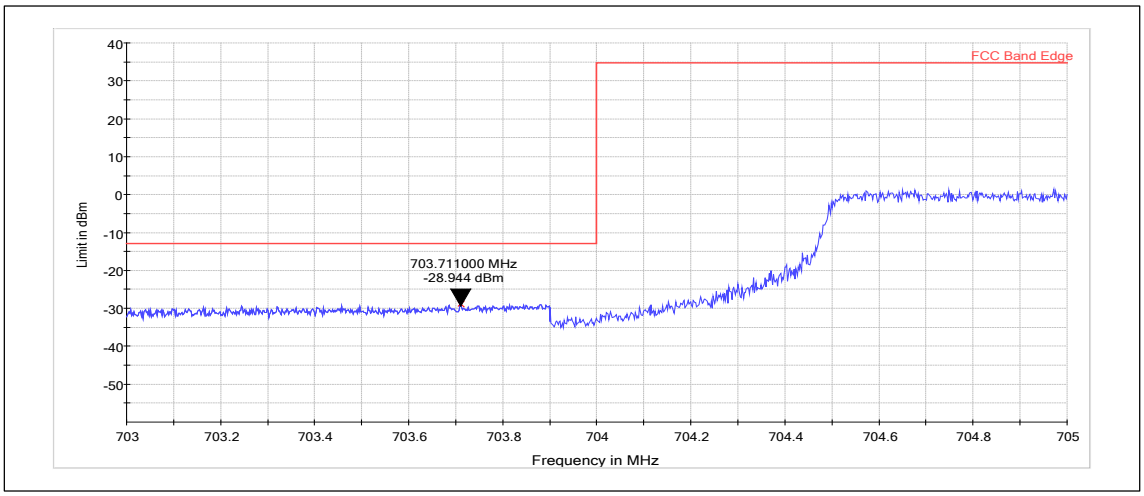

RMS detector, Max hold

Operation mode (TX on)	Frequency [MHz]	Level [dBm]	Result
FDD, CBW 10MHz, QPSK, 50 RB	703.711	-28.94	PASSED

Channel 23800 / 711 MHz

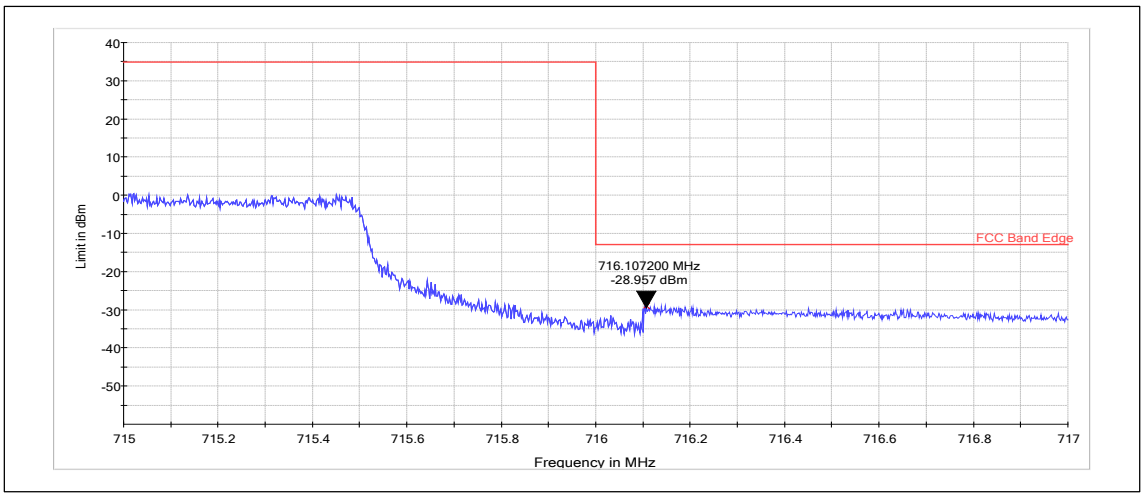

RMS detector, Max hold

Operation mode (TX on)	Frequency [MHz]	Level [dBm]	Result
FDD, CBW 10MHz, QPSK, 50 RB	716.107	-28.96	PASSED

Copyright © TCC Microsoft

TCC Microsoft Salo Laboratory
P.O.Box(86)
Joensuunkatu 7E
FIN-24101 SALO, FINLAND
Tel. +358 (0) 7180 08000
Fax. +358 71 80 44122

Channel 23780 / 709 MHz

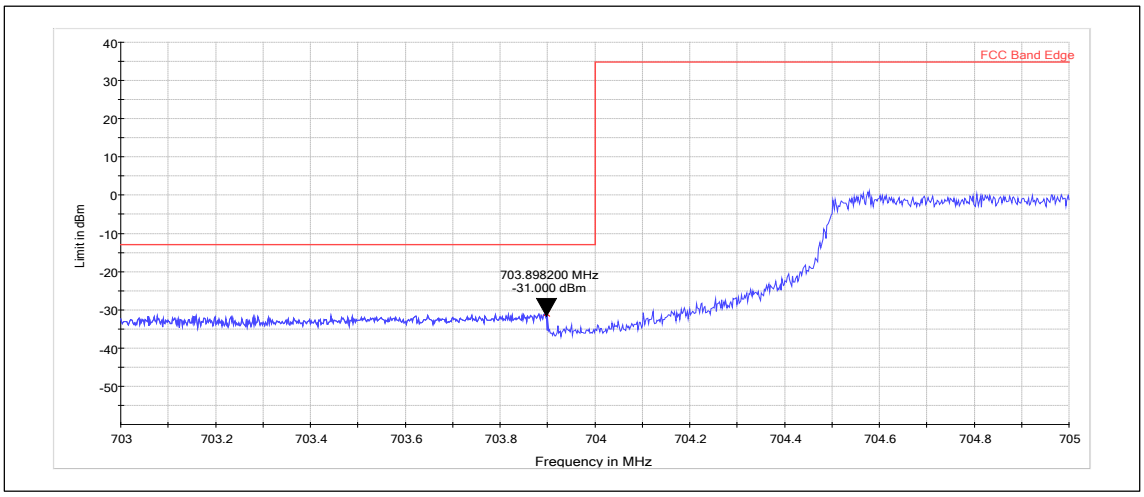

RMS detector, Max hold

Operation mode (TX on)	Frequency [MHz]	Level [dBm]	Result
FDD, CBW 10MHz, 16QAM, 50 RB	703.898	-31.00	PASSED

Channel 23800 / 711 MHz

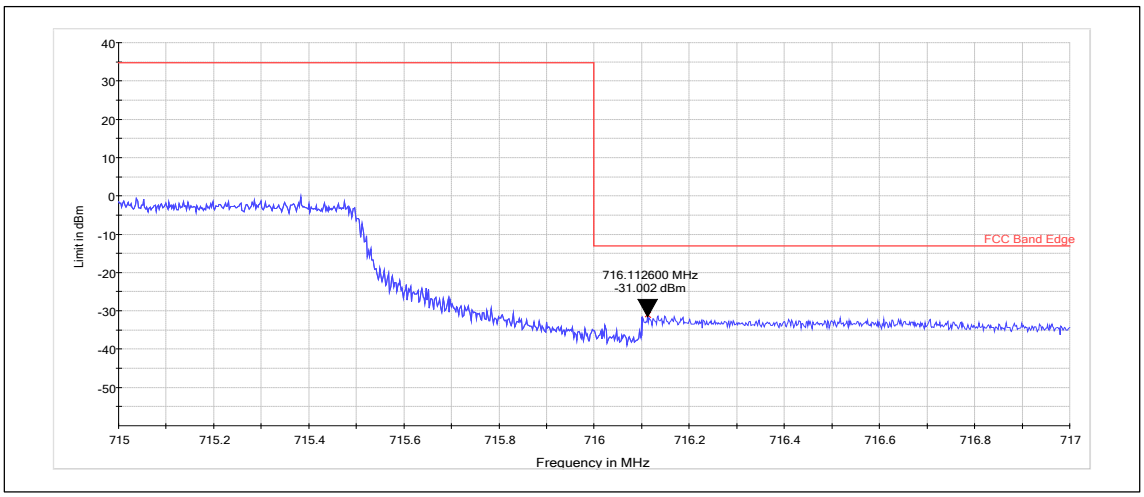

RMS detector, Max hold

Operation mode (TX on)	Frequency [MHz]	Level [dBm]	Result
FDD, CBW 10MHz, 16QAM, 50 RB	716.113	-31.00	PASSED

Copyright © TCC Microsoft

TCC Microsoft Salo Laboratory
P.O.Box(86)
Joensuunkatu 7E
FIN-24101 SALO, FINLAND
Tel. +358 (0) 7180 08000
Fax. +358 71 80 44122

4.9. LTE28 Test results

Channel 27310 / 713 MHz

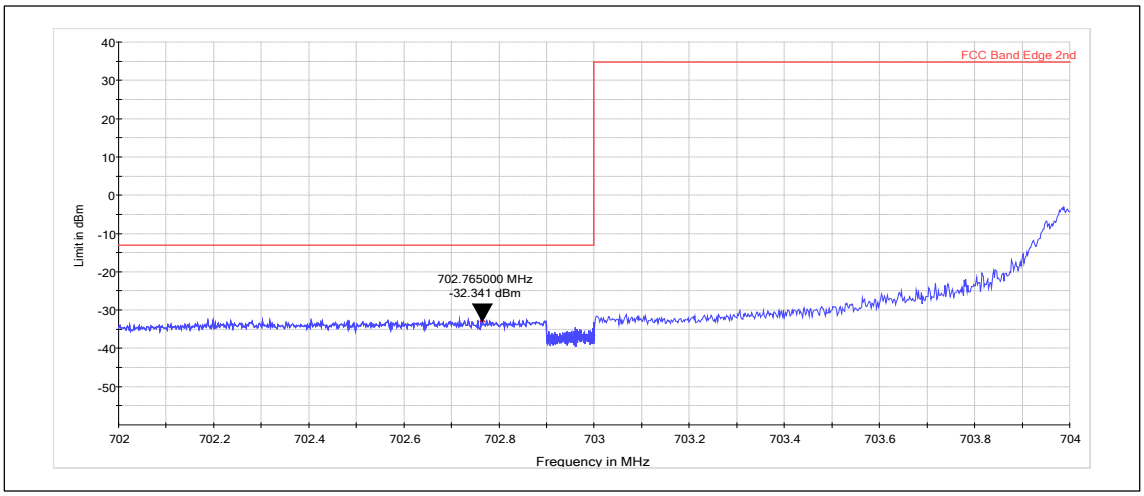

RMS detector, Max hold

Operation mode (TX on)	Frequency [MHz]	Level [dBm]	Result
FDD, CBW 20MHz, QPSK, 100 RB	702.765	-32.34	PASSED

Channel 27560 / 738 MHz

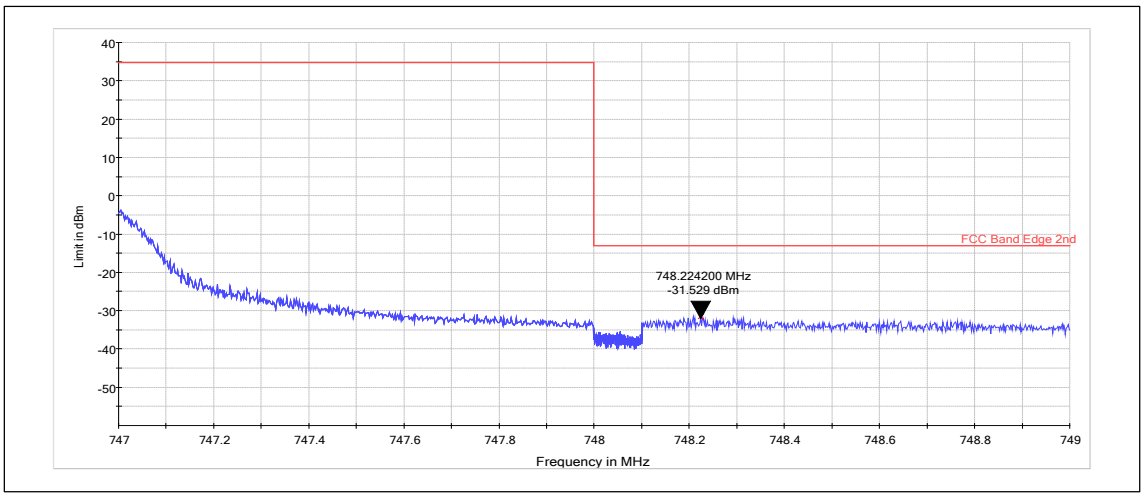

RMS detector, Max hold

Operation mode (TX on)	Frequency [MHz]	Level [dBm]	Result
FDD, CBW 20MHz, QPSK, 100 RB	748.224	-31.53	PASSED

Copyright © TCC Microsoft

TCC Microsoft Salo Laboratory
P.O.Box(86)
Joensuunkatu 7E
FIN-24101 SALO, FINLAND
Tel. +358 (0) 7180 08000
Fax. +358 71 80 44122

Channel 27310 / 713 MHz

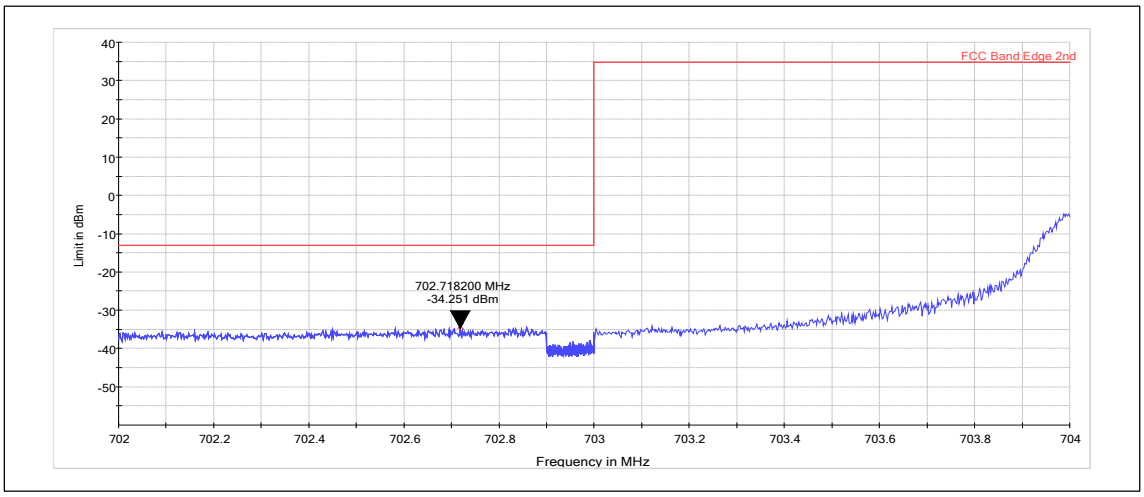

RMS detector, Max hold

Operation mode (TX on)	Frequency [MHz]	Level [dBm]	Result
FDD, CBW 20MHz, 16QAM, 100 RB	702.718	-34.25	PASSED

Channel 27560 / 738 MHz

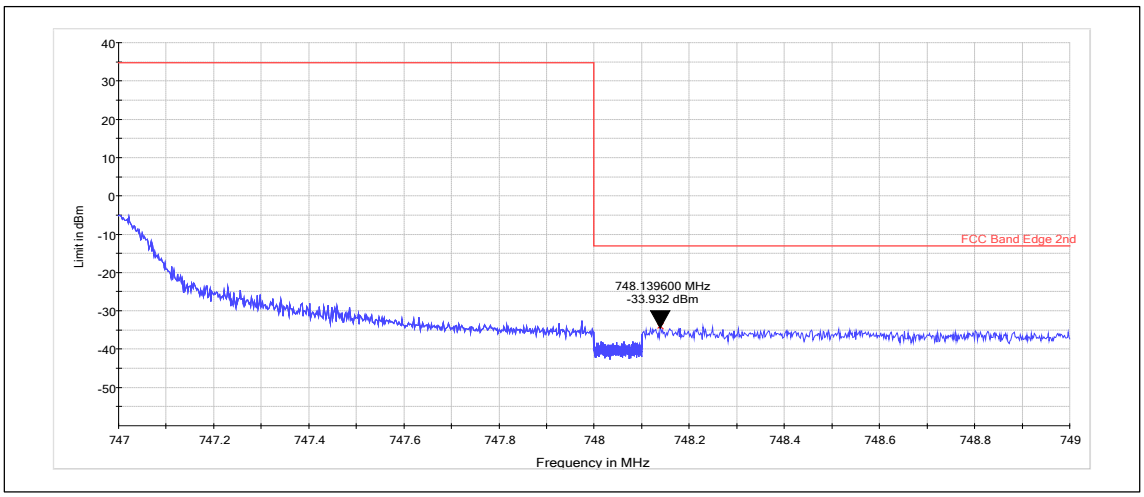

RMS detector, Max hold

Operation mode (TX on)	Frequency [MHz]	Level [dBm]	Result
FDD, CBW 20MHz, 16QAM, 100 RB	748.140	-33.93	PASSED

Copyright © TCC Microsoft

TCC Microsoft Salo Laboratory
P.O.Box(86)
Joensuunkatu 7E
FIN-24101 SALO, FINLAND
Tel. +358 (0) 7180 08000
Fax. +358 71 80 44122

4.10. GSM 1900 Test results

Channel 512 / 1850.2 MHz

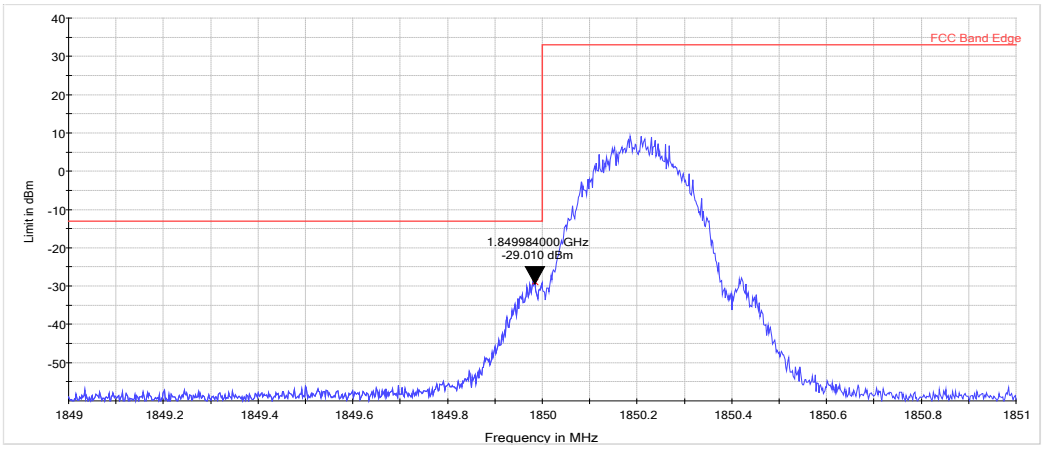

RMS (RBW: 3 kHz, VBW: 3 kHz, Max hold)

Operation mode (TX on)	Frequency [MHz]	Level [dBm]	Result
GSM	1849.984	-29.01	PASSED

Channel 810 / 1909.8 MHz

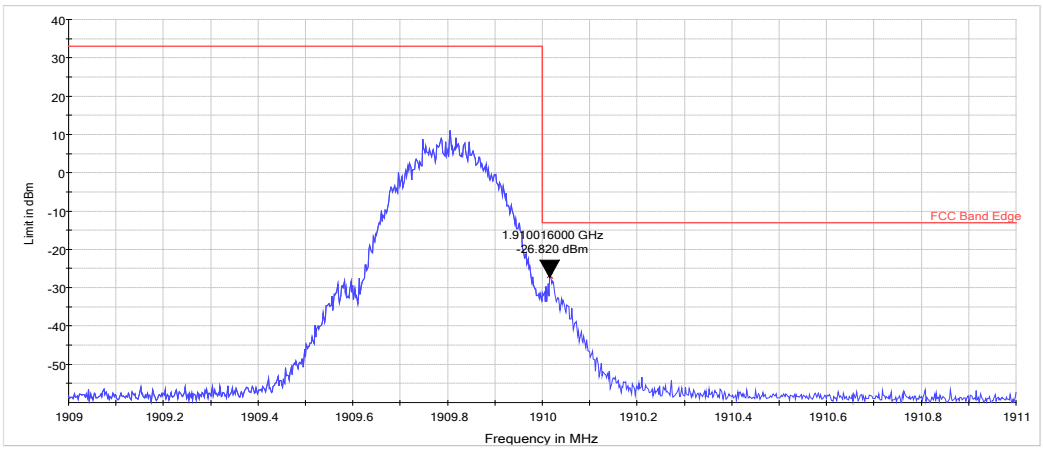

RMS (RBW: 3 kHz, VBW: 3 kHz, Max hold)

Operation mode (TX on)	Frequency [MHz]	Level [dBm]	Result
GSM	1910.016	-26.82	PASSED

Copyright © TCC Microsoft

TCC Microsoft Salo Laboratory
P.O.Box(86)
Joensuunkatu 7E
FIN-24101 SALO, FINLAND
Tel. +358 (0) 7180 08000
Fax. +358 71 80 44122

Channel 512 / 1850.2 MHz

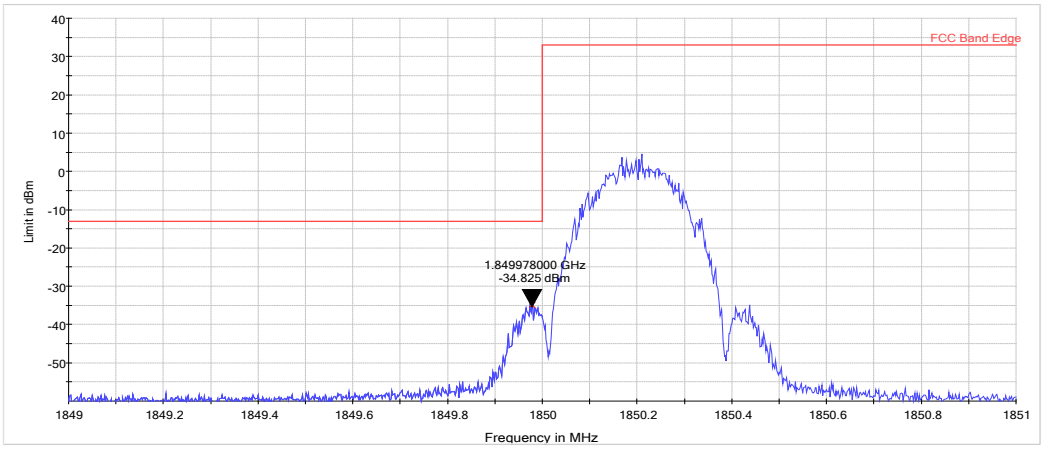

RMS (RBW: 3 kHz, VBW: 3 kHz, Max hold)

Operation mode (TX on)	Frequency [MHz]	Level [dBm]	Result
EGPRS	1849.978	-34.83	PASSED

Channel 810 / 1909.8 MHz

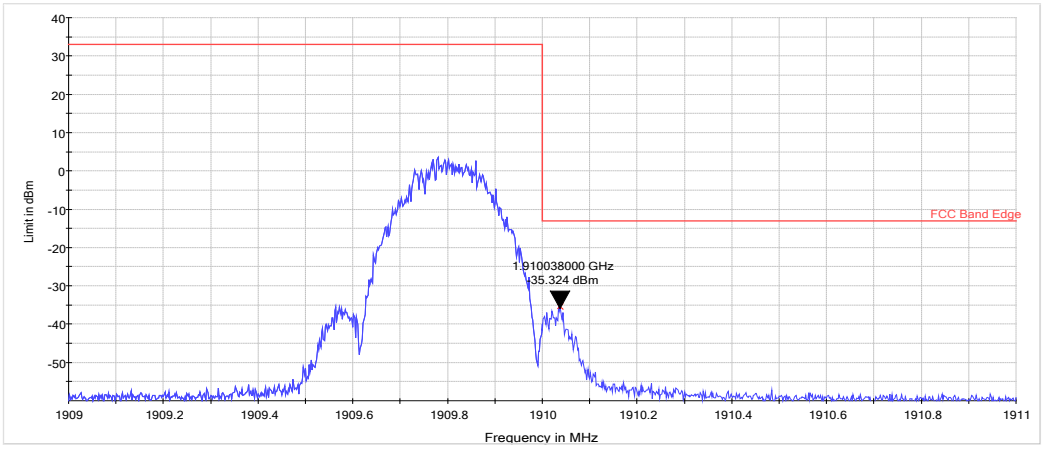

RMS (RBW: 3 kHz, VBW: 3 kHz, Max hold)

Operation mode (TX on)	Frequency [MHz]	Level [dBm]	Result
EGPRS	1910.038	-35.32	PASSED

Copyright © TCC Microsoft

TCC Microsoft Salo Laboratory
P.O.Box(86)
Joensuunkatu 7E
FIN-24101 SALO, FINLAND
Tel. +358 (0) 7180 08000
Fax. +358 71 80 44122

Channel 512 / 1850.2 MHz

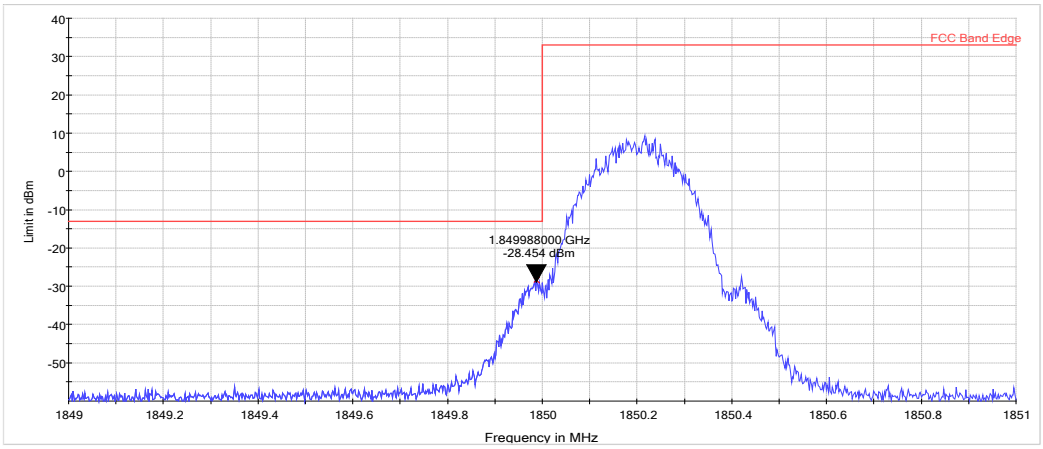

RMS (RBW: 3 kHz, VBW: 3 kHz, Max hold)

Operation mode (TX on)	Frequency [MHz]	Level [dBm]	Result
GPRS	1849.988	-28.45	PASSED

Channel 810 / 1909.8 MHz

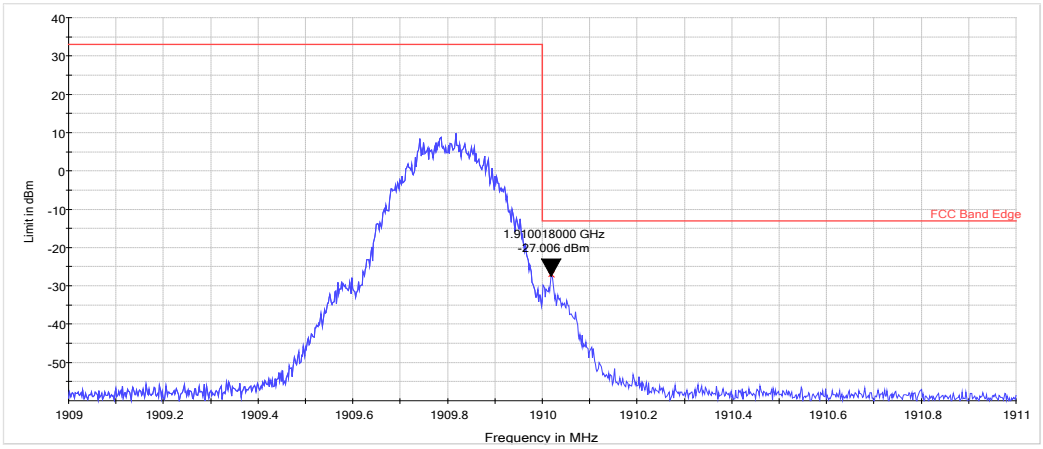

RMS (RBW: 3 kHz, VBW: 3 kHz, Max hold)

Operation mode (TX on)	Frequency [MHz]	Level [dBm]	Result
GPRS	1910.018	-27.01	PASSED

Copyright © TCC Microsoft

TCC Microsoft Salo Laboratory
P.O.Box(86)
Joensuunkatu 7E
FIN-24101 SALO, FINLAND
Tel. +358 (0) 7180 08000
Fax. +358 71 80 44122

4.11. GSM 850 Test results

Channel 128 / 824.2 MHz

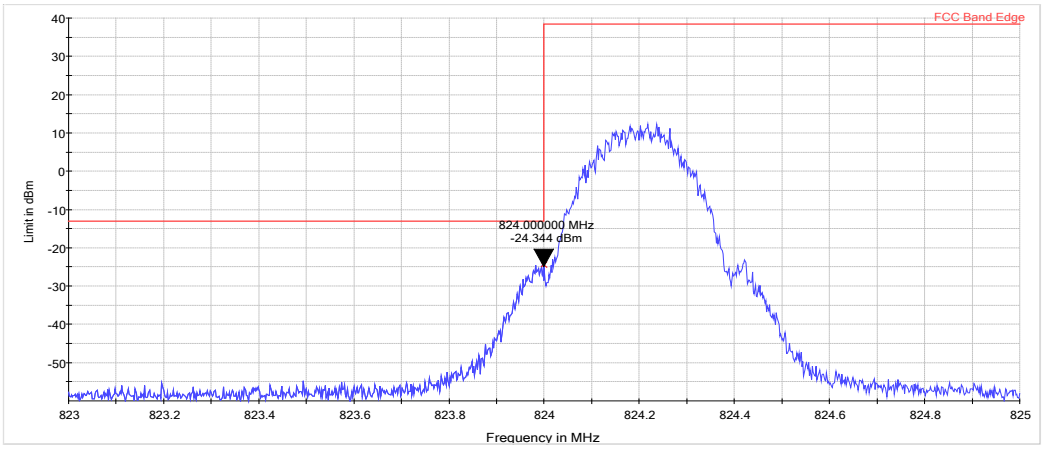

RMS (RBW: 3 kHz, VBW: 3 kHz, Max hold)

Operation mode (TX on)	Frequency [MHz]	Level [dBm]	Result
GSM	824.000	-24.34	PASSED

Channel 251 / 848.8 MHz

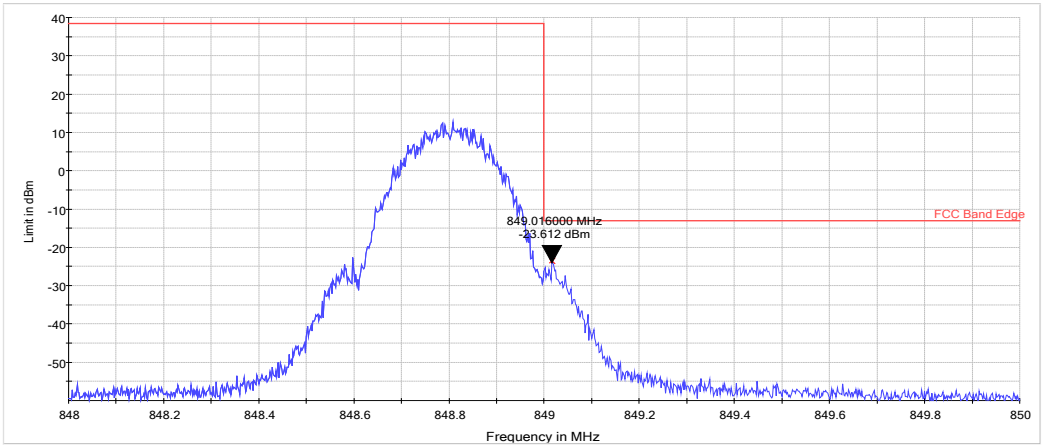

RMS (RBW: 3 kHz, VBW: 3 kHz, Max hold)

Operation mode (TX on)	Frequency [MHz]	Level [dBm]	Result
GSM	849.016	-23.61	PASSED

Copyright © TCC Microsoft

TCC Microsoft Salo Laboratory
P.O.Box(86)
Joensuunkatu 7E
FIN-24101 SALO, FINLAND
Tel. +358 (0) 7180 08000
Fax. +358 71 80 44122

Channel 128 / 824.2 MHz

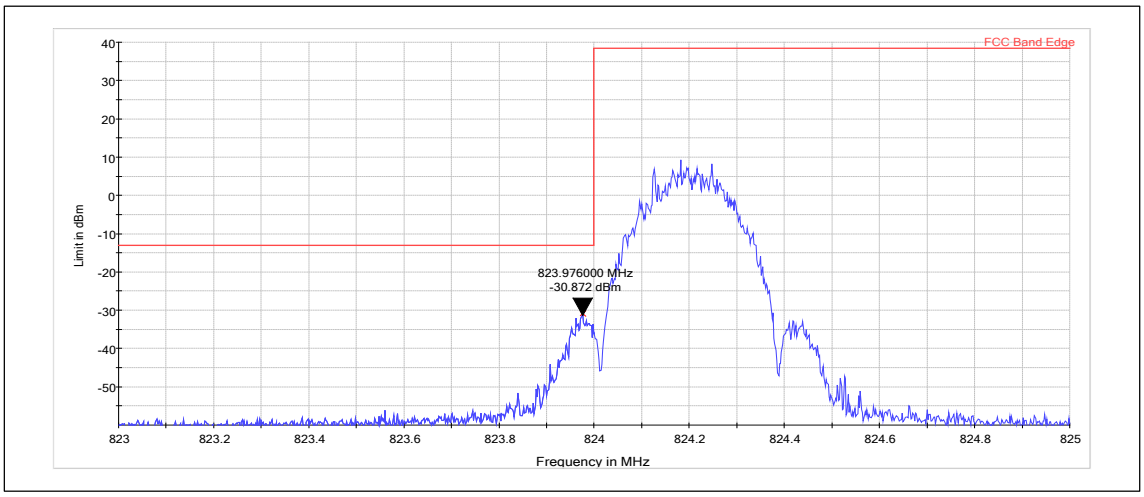

RMS (RBW: 3 kHz, VBW: 3 kHz, Max hold)

Operation mode (TX on)	Frequency [MHz]	Level [dBm]	Result
EGPRS	823.976	-30.87	PASSED

Channel 251 / 848.8 MHz

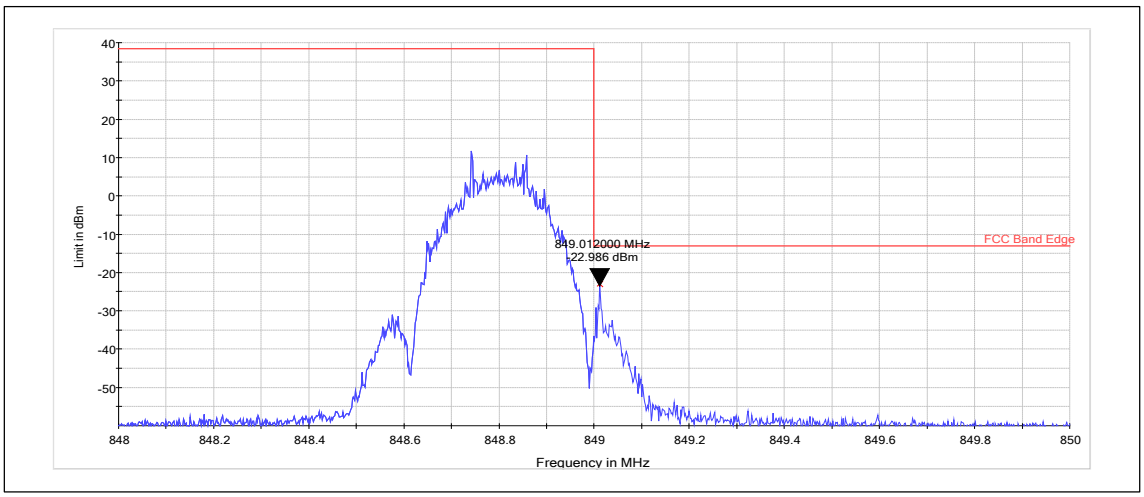

RMS (RBW: 3 kHz, VBW: 3 kHz, Max hold)

Operation mode (TX on)	Frequency [MHz]	Level [dBm]	Result
EGPRS	849.012	-22.99	PASSED

Copyright © TCC Microsoft

TCC Microsoft Salo Laboratory
P.O.Box(86)
Joensuunkatu 7E
FIN-24101 SALO, FINLAND
Tel. +358 (0) 7180 08000
Fax. +358 71 80 44122

Channel 128 / 824.2 MHz

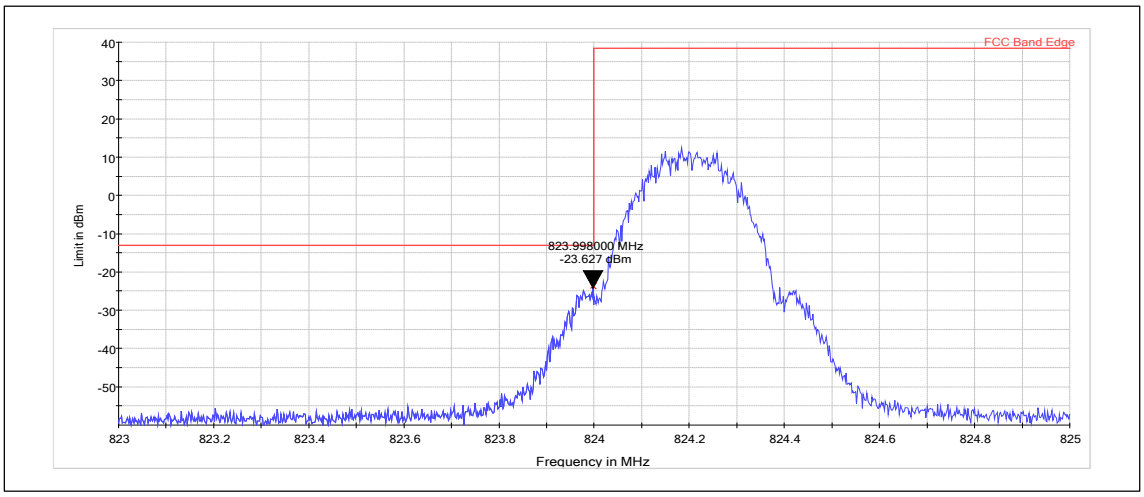

RMS (RBW: 3 kHz, VBW: 3 kHz, Max hold)

Operation mode (TX on)	Frequency [MHz]	Level [dBm]	Result
GPRS	823.998	-23.63	PASSED

Channel 251 / 848.8 MHz

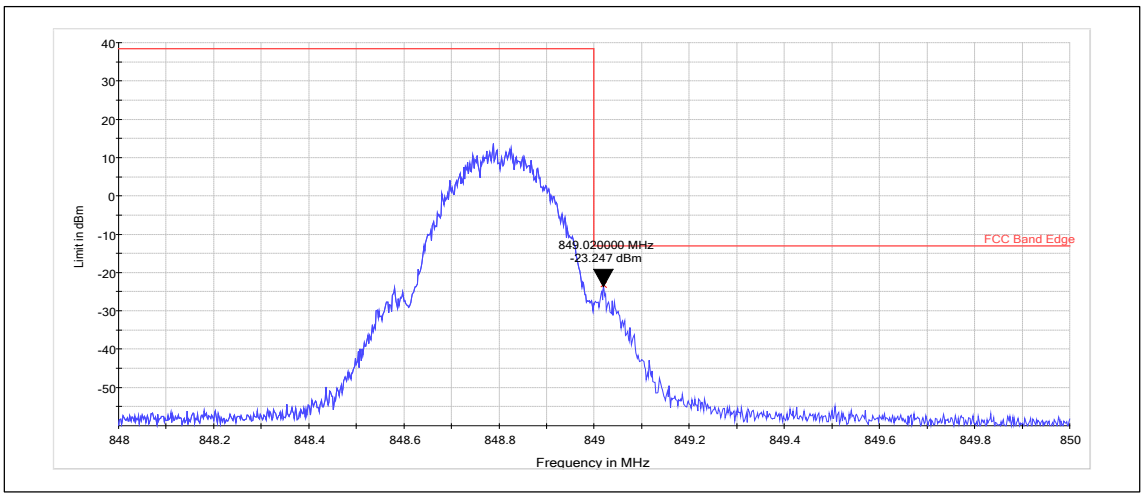

RMS (RBW: 3 kHz, VBW: 3 kHz, Max hold)

Operation mode (TX on)	Frequency [MHz]	Level [dBm]	Result
GPRS	849.020	-23.25	PASSED

Copyright © TCC Microsoft

TCC Microsoft Salo Laboratory
P.O.Box(86)
Joensuunkatu 7E
FIN-24101 SALO, FINLAND
Tel. +358 (0) 7180 08000
Fax. +358 71 80 44122

4.12. WCDMA2 Test results

Channel 9262 / 1852.4 MHz

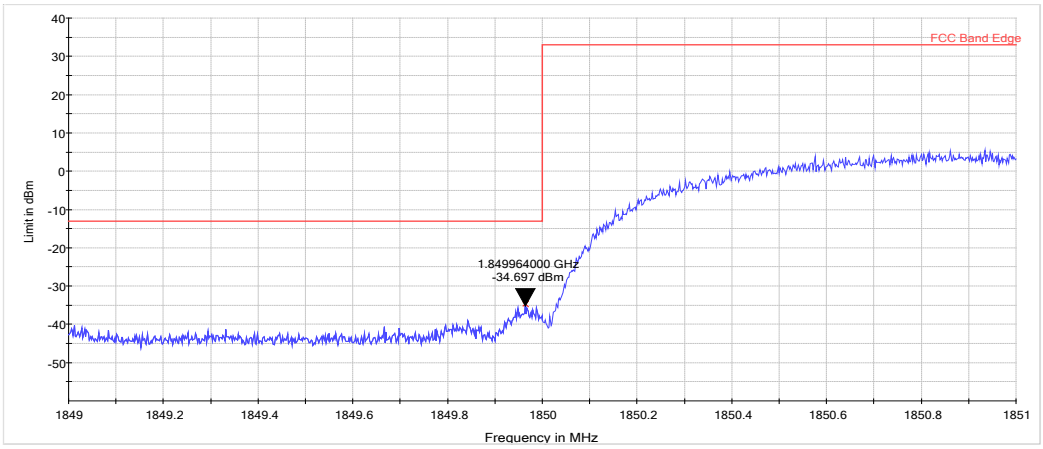

RMS (RBW: 50 kHz, VBW: 50 kHz, Max hold)

Operation mode (TX on)	Frequency [MHz]	Level [dBm]	Result
FDD	1849.964	-34.70	PASSED

Channel 9538 / 1907.6 MHz

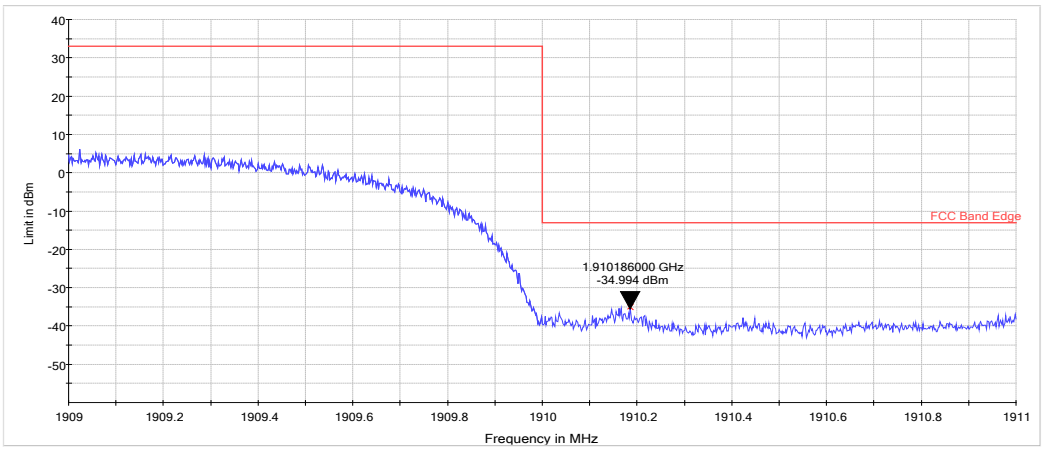

RMS (RBW: 50 kHz, VBW: 50 kHz, Max hold)

Operation mode (TX on)	Frequency [MHz]	Level [dBm]	Result
FDD	1910.186	-34.99	PASSED

Copyright © TCC Microsoft

TCC Microsoft Salo Laboratory
P.O.Box(86)
Joensuunkatu 7E
FIN-24101 SALO, FINLAND
Tel. +358 (0) 7180 08000
Fax. +358 71 80 44122

4.13. WCDMA4 Test results

Channel 1312 / 1712.4 MHz

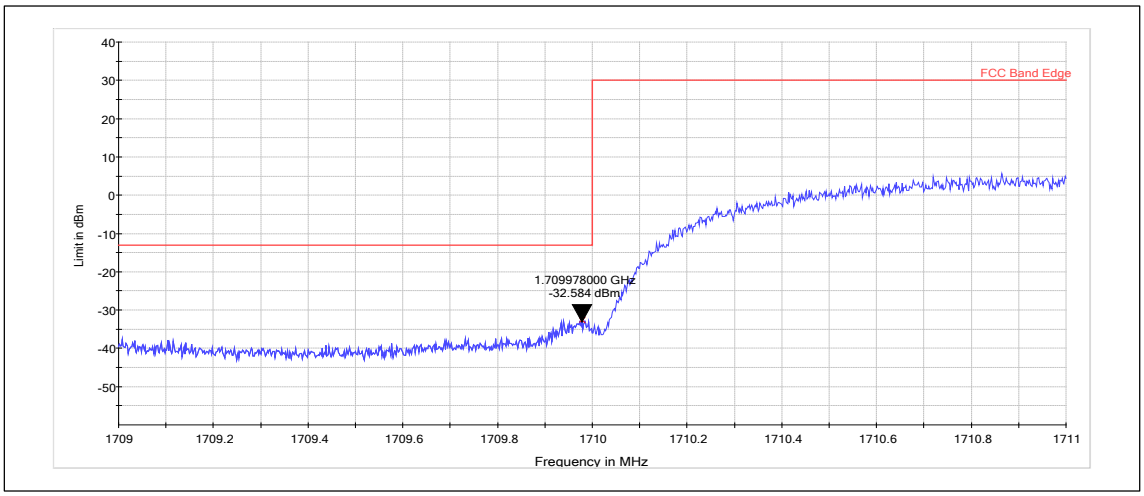

RMS (RBW: 50 kHz, VBW: 50 kHz, Max hold)

Operation mode (TX on)	Frequency [MHz]	Level [dBm]	Result
FDD	1709.978	-32.58	PASSED

Channel 1513 / 1752.6 MHz

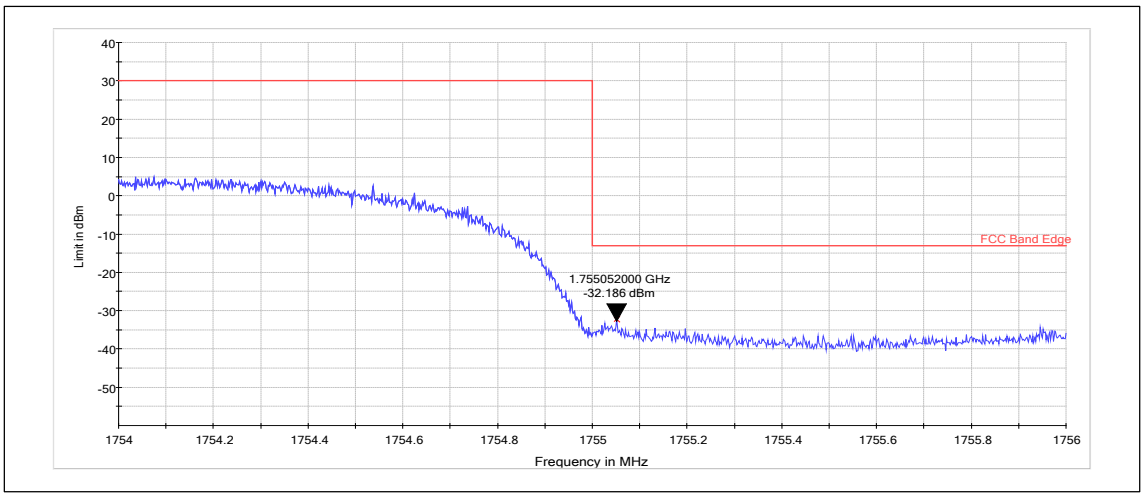

RMS (RBW: 50 kHz, VBW: 50 kHz, Max hold)

Operation mode (TX on)	Frequency [MHz]	Level [dBm]	Result
FDD	1755.052	-32.19	PASSED

Copyright © TCC Microsoft

TCC Microsoft Salo Laboratory
P.O.Box(86)
Joensuunkatu 7E
FIN-24101 SALO, FINLAND
Tel. +358 (0) 7180 08000
Fax. +358 71 80 44122

4.14. WCDMA5 Test results

Channel 4132 / 826.4 MHz

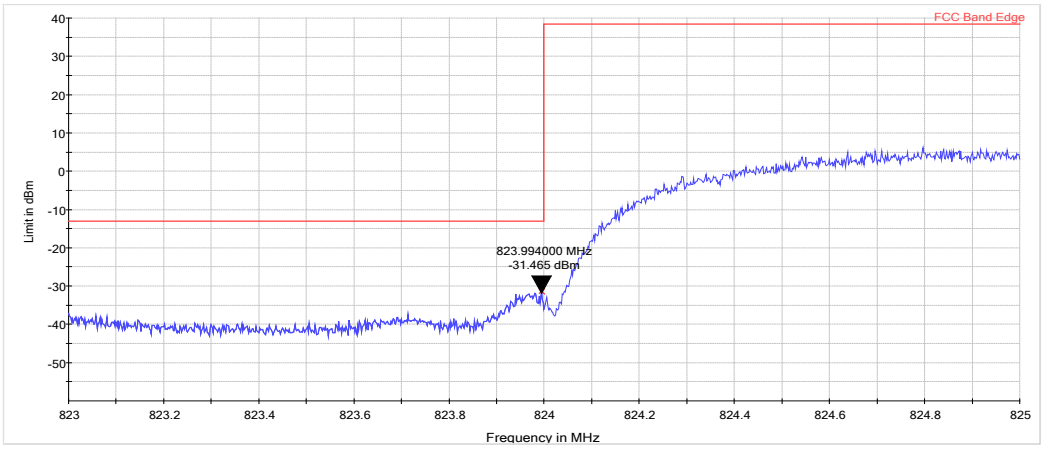

RMS (RBW: 50 kHz, VBW: 50 kHz, Max hold)

Operation mode (TX on)	Frequency [MHz]	Level [dBm]	Result
FDD	823.994	-31.46	PASSED

Channel 4233 / 846.6 MHz

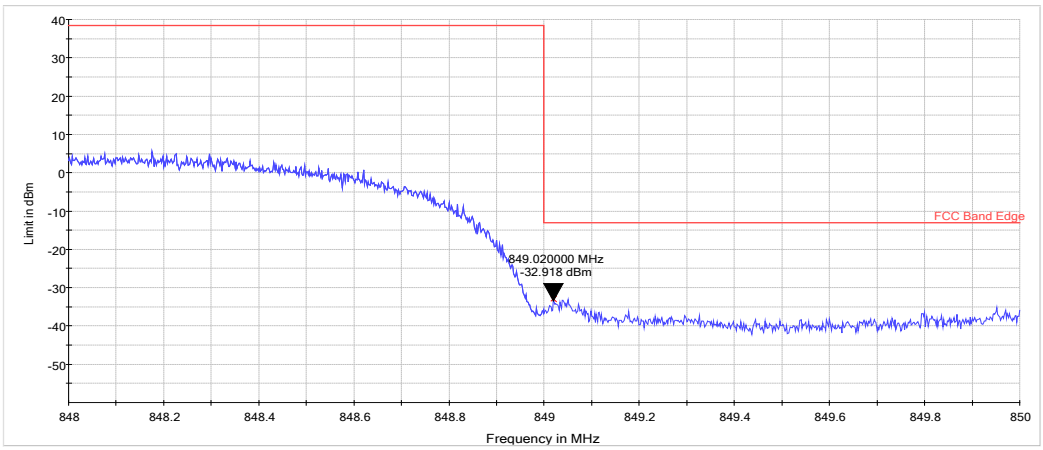

RMS (RBW: 50 kHz, VBW: 50 kHz, Max hold)

Operation mode (TX on)	Frequency [MHz]	Level [dBm]	Result
FDD	849.020	-32.92	PASSED

Copyright © TCC Microsoft

TCC Microsoft Salo Laboratory
P.O.Box(86)
Joensuunkatu 7E
FIN-24101 SALO, FINLAND
Tel. +358 (0) 7180 08000
Fax. +358 71 80 44122

5. 99 % occupied bandwidth

(FCC §2.1049(h), RSS-132 4.6.1, RSS-139 4.6.1, RSS-133 4.6.1, RSS-199 4.6.1, RSS-130 4.6.1)

EUT with DUT number	RM-1065, DUT 19004
Accessories with DUT numbers	SD-238R, DUT 19008 ; WH-108, DUT 18691
Operation Voltage [V] / [Hz]	Nominal
Results	PASSED
Remarks	Measured from antenna 1
Temp [ºC] / Humidity [%RH] / Air Pressure [kPa]	22 / 40 / 102.6
Date of measurements	15-Jan-2015
Measured by	Jari Keto

5.1. Test Setup

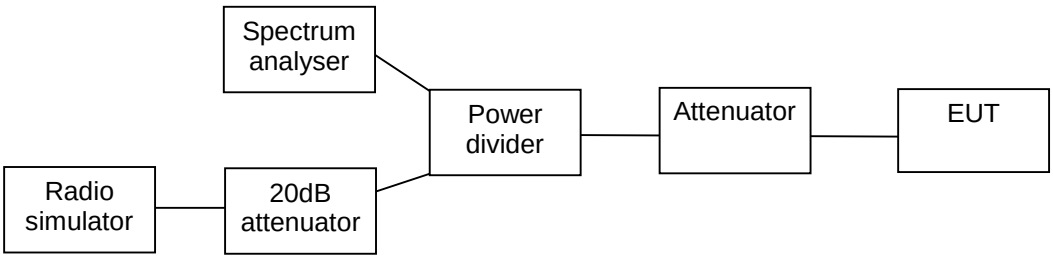

5.2. Test method and limit

The measurement is made according to applicable FCC rule parts and IC standards.

5.3. LTE7 Test results

Operation mode (TX on)	99% Occupied bandwidth [kHz]
FDD, CBW 5MHz, QPSK, 25 RB	4508
FDD, CBW 10MHz, QPSK, 50 RB	8970
FDD, CBW 15MHz, QPSK, 75 RB	13400
FDD, CBW 20MHz, QPSK, 100 RB	17900
FDD, CBW 5MHz, 16QAM, 25 RB	4494
FDD, CBW 10MHz, 16QAM, 50 RB	8970
FDD, CBW 15MHz, 16QAM, 75 RB	13400
FDD, CBW 20MHz, 16QAM, 100 RB	17900

FDD, CBW 5MHz, QPSK, 25 RB, Channel 21100 / 2535.0 MHz

Copyright © TCC Microsoft

TCC Microsoft Salo Laboratory
P.O.Box(86)
Joensuunkatu 7E
FIN-24101 SALO, FINLAND
Tel. +358 (0) 7180 08000
Fax. +358 71 80 44122

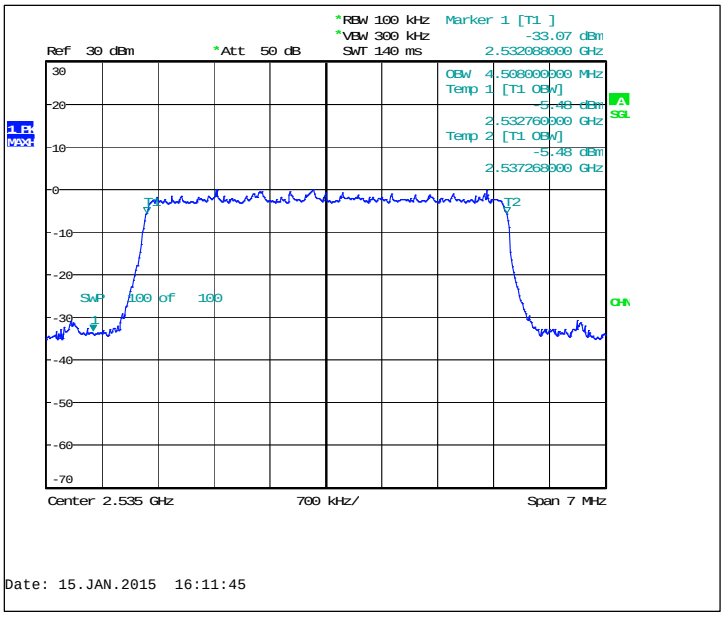

FDD, CBW 10MHz, QPSK, 50 RB, Channel 21100 / 2535.0 MHz

Copyright © TCC Microsoft

TCC Microsoft Salo Laboratory
P.O.Box(86)
Joensuunkatu 7E
FIN-24101 SALO, FINLAND
Tel. +358 (0) 7180 08000
Fax. +358 71 80 44122

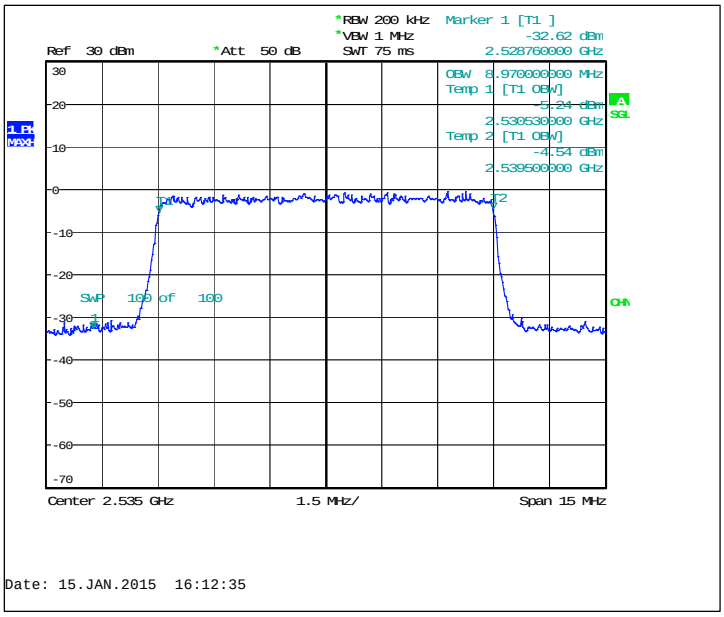

Copyright © TCC Microsoft

TCC Microsoft Salo Laboratory
P.O.Box(86)
Joensuunkatu 7E
FIN-24101 SALO, FINLAND
Tel. +358 (0) 7180 08000
Fax. +358 71 80 44122

FDD, CBW 15MHz, QPSK, 75 RB, Channel 21100 / 2535.0 MHz

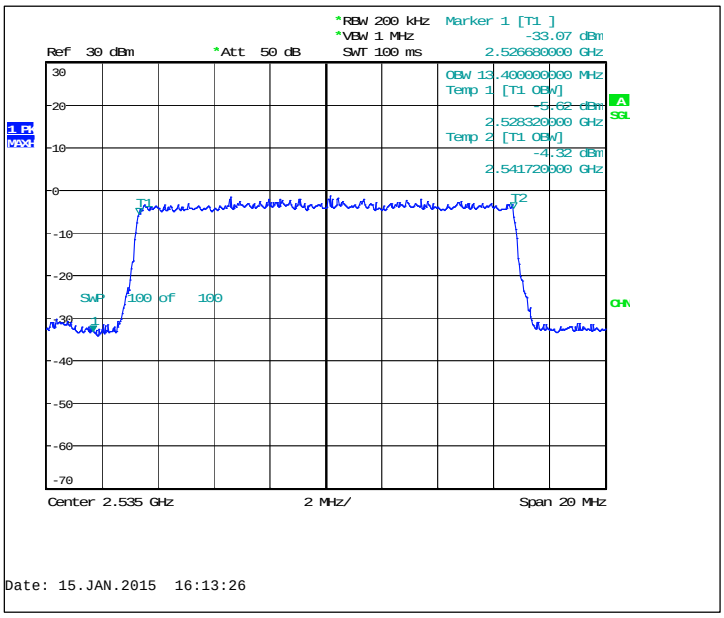

FDD, CBW 20MHz, QPSK, 100 RB, Channel 21100 / 2535.0 MHz

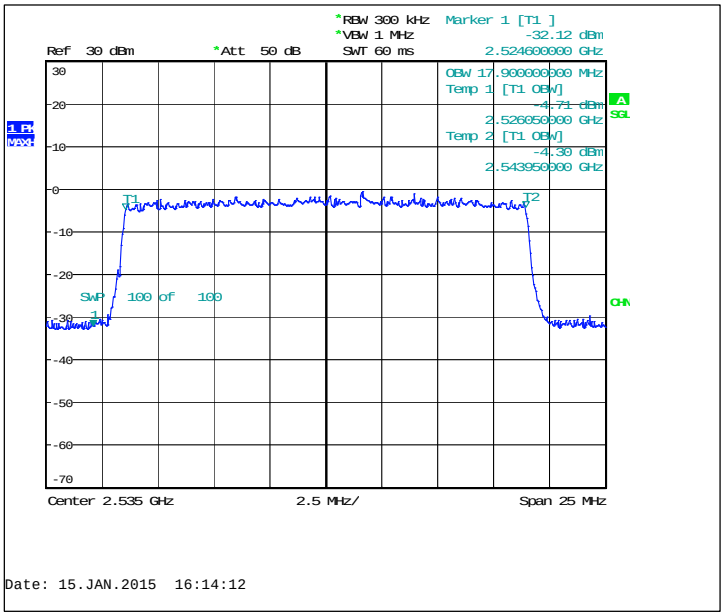

Copyright © TCC Microsoft

TCC Microsoft Salo Laboratory
P.O.Box(86)
Joensuunkatu 7E
FIN-24101 SALO, FINLAND
Tel. +358 (0) 7180 08000
Fax. +358 71 80 44122

FDD, CBW 5MHz, 16QAM, 25 RB, Channel 21100 / 2535.0 MHz

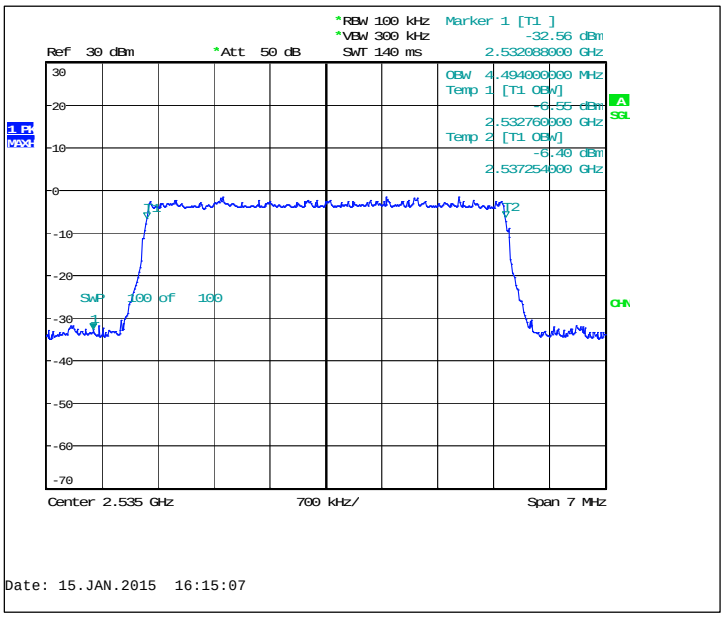

FDD, CBW 10MHz, 16QAM, 50 RB, Channel 21100 / 2535.0 MHz

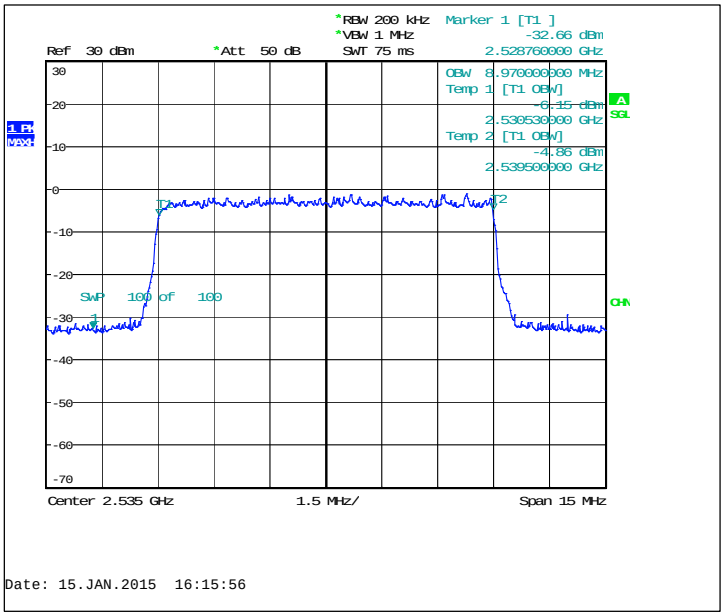

Copyright © TCC Microsoft

TCC Microsoft Salo Laboratory
P.O.Box(86)
Joensuunkatu 7E
FIN-24101 SALO, FINLAND
Tel. +358 (0) 7180 08000
Fax. +358 71 80 44122

FDD, CBW 15MHz, 16QAM, 75 RB, Channel 21100 / 2535.0 MHz

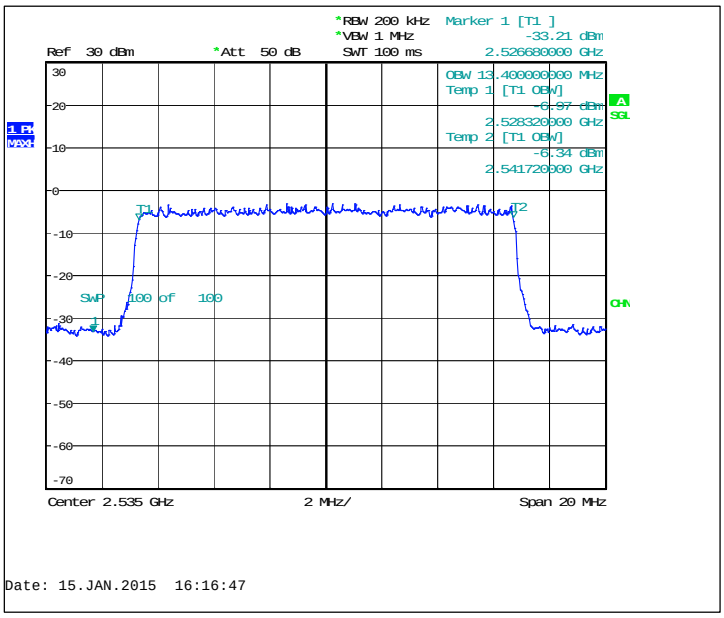

FDD, CBW 20MHz, 16QAM, 100 RB, Channel 21100 / 2535.0 MHz

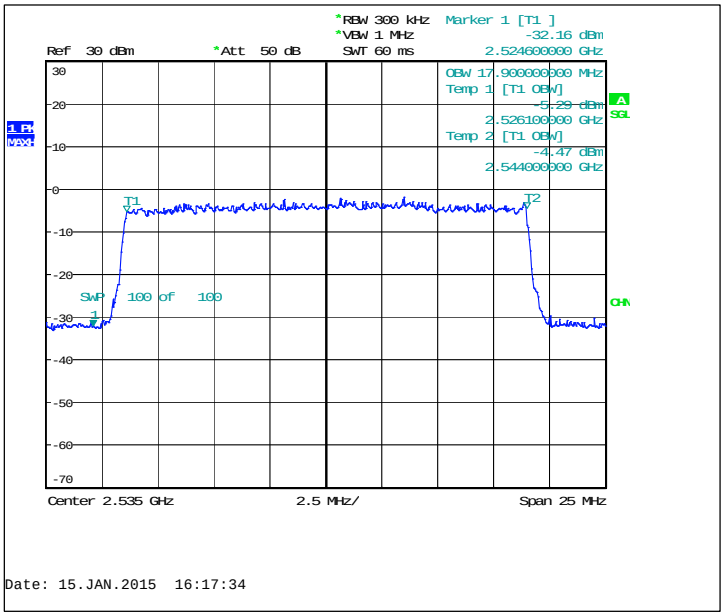

Copyright © TCC Microsoft

TCC Microsoft Salo Laboratory
P.O.Box(86)
Joensuunkatu 7E
FIN-24101 SALO, FINLAND
Tel. +358 (0) 7180 08000
Fax. +358 71 80 44122

6. Frequency stability, temperature variation

(FCC §2.1055(a), §24.235, §27.54, RSS-139 6.3, RSS-133 6.3, RSS-132 4.3, RSS-199 4.3, RSS-130 4.3, RSS-130 4.3 (a))

EUT with DUT number	RM-1065, DUT 19004
Accessories with DUT numbers	SD-238R, DUT 19008 ; WH-108, DUT 18691
Operation Voltage [V] / [Hz]	Nominal
Results	PASSED
Remarks	Measured from antenna 1
Temp [ºC] / Humidity [%RH] / Air Pressure [kPa]	22 / 40 / 102.6
Date of measurements	14-Jan-2015
Measured by	Jari Keto

6.1. Test Setup

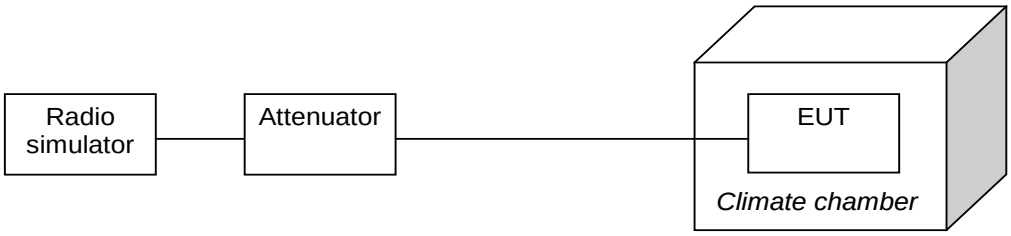

6.2. Test method and limit

The measurement is made according to applicable FCC rule parts and IC standards as follows:

The climate chamber temperature is set to the maximum value and the temperature is allowed to stabilize.
The EUT is placed in the chamber.
The EUT is set in idle mode for 15 minutes.
The EUT is set to transmit.
The transmit frequency error was measured immediately.
The steps c - e were repeated for each temperature.Limits for frequency stability, temperature variation measurements

Frequency deviation [ppm]
+\- 2.5

Copyright © TCC Microsoft
TCC Microsoft Salo Laboratory
P.O.Box(86)
Joensuunkatu 7E
FIN-24101 SALO, FINLAND
Tel. +358 (0) 7180 08000
Fax. +358 71 80 44122

6.3. LTE7 Test results

FDD, CBW 20MHz, QPSK, 100 RB, Channel 21100 / 2535.0 MHz

Temperature [ºC]	Frequency [MHz]	Deviation [Hz]	Deviation [ppm]	Result
50	2535.00	-1.51634	-0.0006	PASSED
40	2535.00	-0.44346	-0.0002	PASSED
30	2535.00	0.10014	0	PASSED
20	2535.00	-3.76225	-0.0015	PASSED
10	2535.00	-0.97275	-0.0004	PASSED
0	2535.00	0.84400	0.0003	PASSED
-10	2535.00	-0.61512	-0.0002	PASSED
-20	2535.00	2.70367	0.0011	PASSED
-30	2535.00	1.67370	0.0007	PASSED

Copyright © TCC Microsoft

TCC Microsoft Salo Laboratory
P.O.Box(86)
Joensuunkatu 7E
FIN-24101 SALO, FINLAND
Tel. +358 (0) 7180 08000
Fax. +358 71 80 44122

7. Frequency stability, temperature variation, (Band edge method)
(RSS-139 6.3, RSS-199 4.3, RSS-130 4.3, RSS-130 4.3 (a))

EUT with DUT number	RM-1065, DUT 19004
Accessories with DUT numbers	SD-238R, DUT 19008 ; WH-108, DUT 18691
Operation Voltage [V] / [Hz]	Nominal
Results	PASSED
Remarks	Measured from antenna 1
Temp [°C] / Humidity [%RH] / Air Pressure [kPa]	22 / 40 / 102.6
Date of measurements	15-Jan-2015
Measured by	Jari Keto

7.1. Test Setup

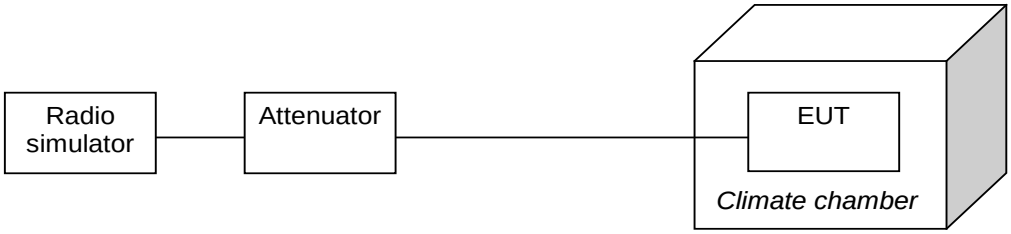

7.2. Test method and limit

The measurement is made according to applicable FCC rule parts and IC standards as follows:

The climate chamber temperature is set to the maximum value and the temperature is allowed to stabilize.
The EUT is placed in the chamber.
The EUT is set in idle mode for 15 minutes.
The EUT is set to transmit.
The transmit frequency error was measured immediately.
The steps c - e were repeated for each temperature.
The results were then calculated as per section 4.3 of RSS-130.

Limits for frequency stability, temperature variation measurements

Limit
The results must be within the operating band.

Copyright © TCC Microsoft
TCC Microsoft Salo Laboratory
P.O.Box(86)
Joensuunkatu 7E
FIN-24101 SALO, FINLAND
Tel. +358 (0) 7180 08000
Fax. +358 71 80 44122

7.3. LTE7 Test results

Channel 21100 / 2535.0 MHz

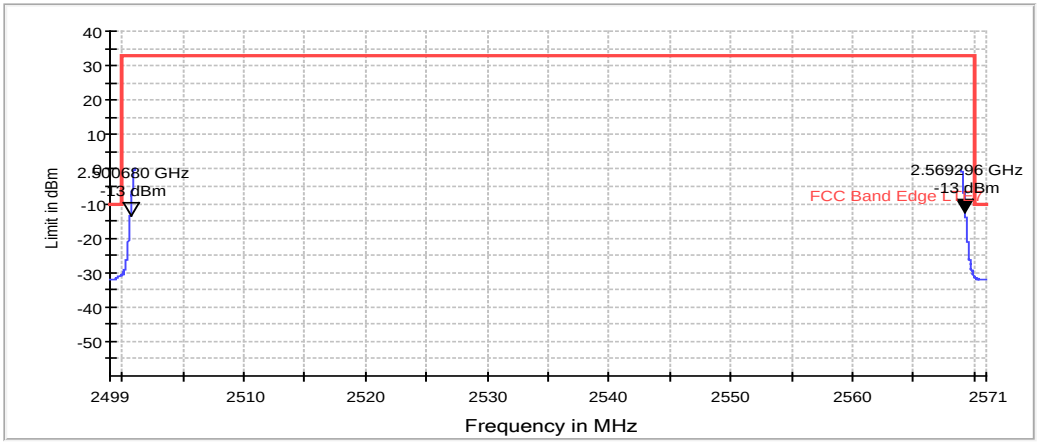

RMS (RBW: 500 kHz, VBW: 2 MHz)

Temperature [°C]	Deviation [Hz]	Low marker [MHz]	Marker – Dev [MHz]	High marker [MHz]	Marker + Dev [MHz]	Result
50	-8.72612	2500.680000	2500.679991	2569.296000	2569.296008	PASSED

Copyright © TCC Microsoft

TCC Microsoft Salo Laboratory
P.O.Box(86)
Joensuunkatu 7E
FIN-24101 SALO, FINLAND
Tel. +358 (0) 7180 08000
Fax. +358 71 80 44122

8. Frequency stability, voltage variation

(FCC §2.1055(d), §27.54, RSS-139 6.3, RSS-133 6.3, RSS-132 4.3, RSS-199 4.3, RSS-130 4.3, RSS-130 4.3 (a))

EUT with DUT number	RM-1065, DUT 19004
Accessories with DUT numbers	SD-238R, DUT 19008 ; WH-108, DUT 18691
Operation Voltage [V] / [Hz]	Nominal
Results	PASSED
Remarks	Measured from antenna 1
Temp [ºC] / Humidity [%RH] / Air Pressure [kPa]	22 / 40 / 102.6
Date of measurements	15-Jan-2015
Measured by	Jari Keto

8.1. Test Setup

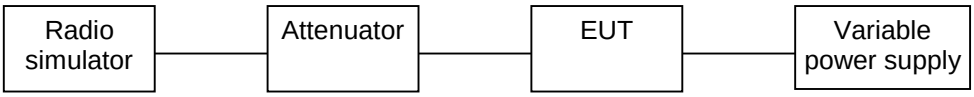

8.2. Test method and limit

The measurement is made according to applicable FCC rule parts and IC standards as follows:

The EUT battery was replaced with an adjustable power supply. The frequency stability was measured at nominal voltage and at the battery cut-off point.
Limits for frequency stability, voltage variation measurements

Frequency deviation [ppm]
+\- 2.5

8.3. LTE7 Test results

FDD, CBW 20MHz, QPSK, 100 RB, Channel 21100 / 2535.0 MHz

Voltage level [V]	Frequency [MHz]	Deviation [Hz]	Deviation [ppm]	Result
Max / 4.2	2535.00	0.54359	0.0002	PASSED
Battery cut-off point / 3.6	2535.00	1.31607	0.0005	PASSED
Nominal / 3.8	2535.00	6.07967	0.0024	PASSED

Copyright © TCC Microsoft
TCC Microsoft Salo Laboratory
P.O.Box(86)
Joensuunkatu 7E
FIN-24101 SALO, FINLAND
Tel. +358 (0) 7180 08000
Fax. +358 71 80 44122

9. Frequency stability, voltage variation, (Band edge method)

§2.1055(d), §27.54,(RSS-139 6.3, RSS-199 4.3, RSS-130 4.3, RSS-130 4.3 (a))

EUT with DUT number	RM-1065, DUT 19004
Accessories with DUT numbers	SD-238R, DUT 19008 ; WH-108, DUT 18691
Operation Voltage [V] / [Hz]	Nominal
Results	PASSED
Remarks	Measured from antenna 1
Temp [°C] / Humidity [%RH] / Air Pressure [kPa]	22 / 40 / 102.6
Date of measurements	15-Jan-2015
Measured by	Jari Keto

9.1. Test Setup

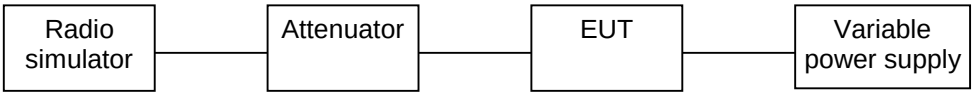

9.2. Test method and limit

The measurement is made according to applicable FCC rule parts and IC standards as follows:

The EUT battery was replaced with an adjustable power supply. The frequency stability was measured at nominal voltage and at the battery cut-off point.
The results were then calculated as per section 4.3 of RSS-130.

Limits for frequency stability, voltage variation measurements

Limit
The results must be within the operating band.

Copyright © TCC Microsoft

TCC Microsoft Salo Laboratory
P.O.Box(86)
Joensuunkatu 7E
FIN-24101 SALO, FINLAND
Tel. +358 (0) 7180 08000
Fax. +358 71 80 44122

9.3. LTE7 Test results

Channel 21100 / 2535.0 MHz

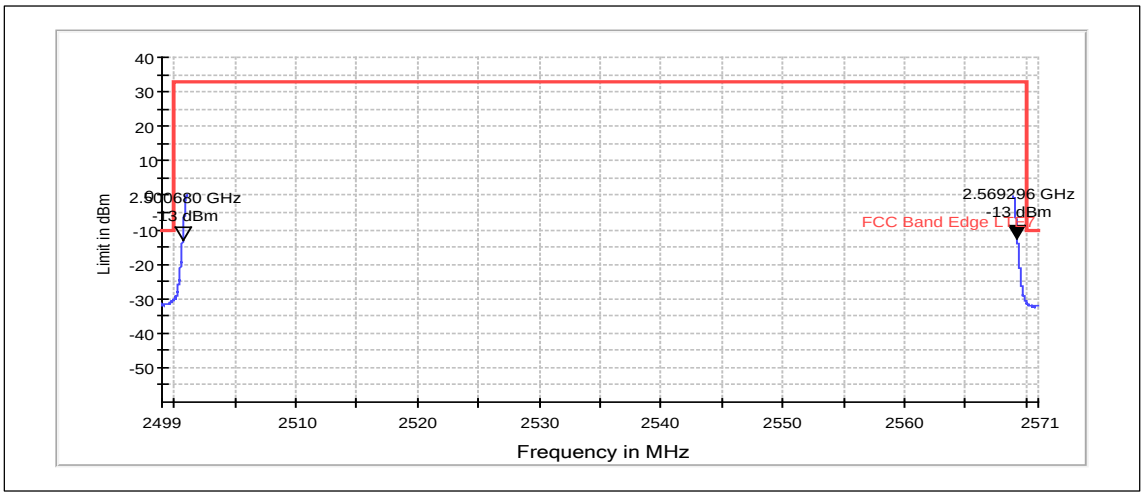

RMS (RBW: 500 kHz, VBW: 2 MHz)

Voltage level [V]	Deviation [Hz]	Low marker [MHz]	Marker – Dev [MHz]	High marker [MHz]	Marker + Dev [MHz]	Result
Max / 4.2	-13.13210	2500.680000	2500.679986	2569.296000	2569.296013	PASSED

Copyright © TCC Microsoft

TCC Microsoft Salo Laboratory
P.O.Box(86)
Joensuunkatu 7E
FIN-24101 SALO, FINLAND
Tel. +358 (0) 7180 08000
Fax. +358 71 80 44122

Channel 21100 / 2535.0 MHz

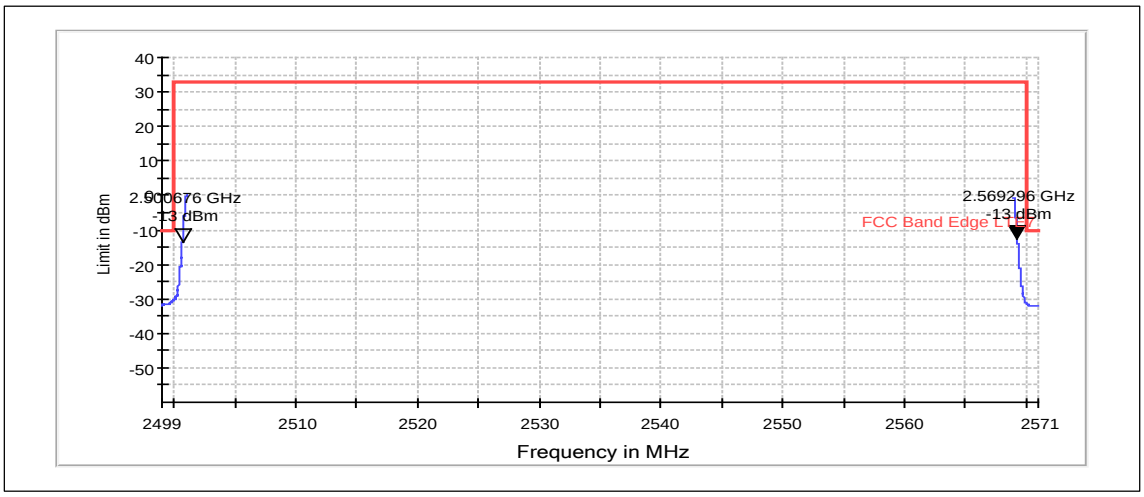

RMS (RBW: 500 kHz, VBW: 2 MHz)

Voltage level [V]	Deviation [Hz]	Low marker [MHz]	Marker – Dev [MHz]	High marker [MHz]	Marker + Dev [MHz]	Result
Battery cut-off point / 3.6	0.71526	2500.676000	2500.675999	2569.296000	2569.296000	PASSED

Channel 21100 / 2535.0 MHz

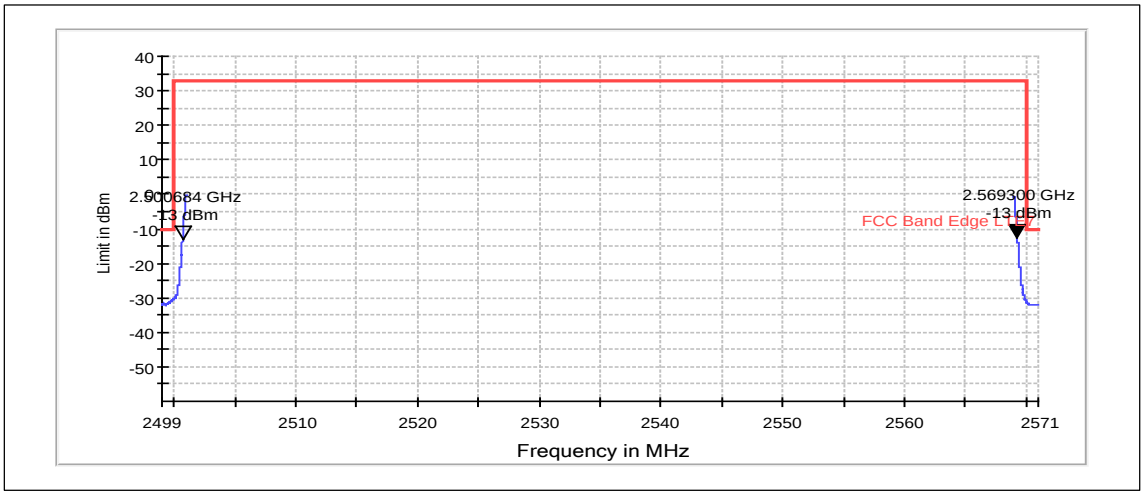

RMS (RBW: 500 kHz, VBW: 2 MHz)

Voltage level [V]	Deviation [Hz]	Low marker [MHz]	Marker – Dev [MHz]	High marker [MHz]	Marker + Dev [MHz]	Result
Nominal / 3.8	-8.36849	2500.684000	2500.683991	2569.300000	2569.300008	PASSED

Copyright © TCC Microsoft

TCC Microsoft Salo Laboratory
P.O.Box(86)
Joensuunkatu 7E
FIN-24101 SALO, FINLAND
Tel. +358 (0) 7180 08000
Fax. +358 71 80 44122

10. Test Equipment

10.1. Conducted measurements

Eq. No	Equipment	Type	Manufacturer	Used in
6039	USB Interface	5541765	Testo	22/24/27, 15C, 15B
6044	V-network	ESH3-Z6	R&S	-
2059	V-network	ESH3-Z6	R&S	-
1759	LISN 50 µH	ESH3-Z5	R&S	22/24/27, 15C, 15B
2097	Pulse Limiter	ESH3-Z2	R&S	22/24/27, 15C, 15B
1999	Receiver	ESIB26	R&S	22/24/27, 15C, 15B
2180	Communication Tester	CMU200	R&S	22/24/27, 15C, 15B
2390	Directional Coupler	DC2600	AR	-
-	RF immunity / Emission Software	EMC32	R&S	22/24/27, 15C, 15B
2060	LISN 50 µH	ESH3-Z5	R&S	15C, 15B
1759	LISN 50 µH	ESH3-Z5	R&S	15C, 15B
2039	Power Supply	PL330QMD	Thurlby	15C, 15B
6036	Data Logger	175-H2	Testo	22/24/27, 15C, 15B
2359	Temperature Test Chamber	VT4002	Vötsch	22/24/27
2352	Spectrum Analyzer	FSP-30	R&S	22/24/27, 15C
6109	Communication Tester	CMU200	R&S	22/24/27, 15C
6246	Power Supply	66332A	HP	22/24/27, 15C
1992	Signal Generator	83630B	Agilent	15C, 15B
6098	Signal Generator	8648C	Agilent	-
6046	Attenuator 10dB	8493C	Agilent	22/24/27, 15C
6047	Attenuator 20dB	8493C	Agilent	22/24/27, 15C
6045	Power splitter	11667B	Agilent	22/24/27, 15C
6247	Communication Tester	CBT	R&S	22/24/27, 15C 15B
6052	Communication Tester	CMU200	R&S	22/24/27, 15C 15B
6248	Power Supply	6632B	-	22/24/27, 15C 15B
6106	Spectrum Analyzer	FSP-30	R&S	22/24/27, 15C 15B
6113	Signal Generator	SMF100A	R&S	22/24/27, 15C 15B
6202	Temperature Test Chamber	VT4002	Vötsch	22/24/27, 15C 15B
6122	Power Splitter	11667B	Agilent	22/24/27, 15C 15B
6134	Attenuator 10dB	BW-S10-2W263+	Mini-Circuits	22/24/27, 15C
6136	Attenuator 20dB	BW-S20-2W263+	Mini-Circuits	22/24/27, 15C
6103	Bluetooth tester	CBT	R&S	22/24/27, 15C 15B
6250	Power Supply	6651A	Agilent	22/24/27, 15C 15B
6108	Communication Tester	CMU200	R&S	22/24/27, 15C 15B
6105	Spectrum Analyzer	FSV-30	R&S	22/24/27, 15C 15B
6251	Temperature Test Chamber	VT4002	Vötsch	22/24/27, 15C 15B
6243	Power Splitter	1167B	Agilent	22/24/27, 15C 15B
6245	Attenuator 10dB	BW-S10-2W263+	Mini-Circuits	22/24/27, 15C 15B
6244	Attenuator 20dB	BW-S20-2W263+	Mini-Circuits	22/24/27, 15C 15B

10.2. Radiated measurements

Eq. No	Equipment	Type	Manufacturer	Used in
2388	Bluetooth Tester	CBT	R&S	15B
10479	Communication Tester	CMW500	R&S	22/24/27, 15C, 15B
2347	Communication Tester	CMU200	R&S	22/24/27, 15C, 15B
2009	Signal Generator	SMP 22	R&S	22/24/27, 15C, 15B
2348	Controller	G-1000DXC	Yaesu	22/24/27, 15C, 15B
2349	Computer Controller	g-1000DXC	Yaesu	22/24/27, 15C, 15B
2116	Controller	EMCO 2090	ETS	22/24/27, 15C, 15B
2109	Power Supply	PL330QMD	Thurlby	22/24/27, 15C, 15B
2353	Receiver	ESIB26	R&S	22/24/27, 15C, 15B
6115	Open switch and control unit	OSP 130	R&S	22/24/27, 15C 15B
6116	Open switch and control unit	OSP 150	R&S	22/24/27, 15C 15B

Copyright © TCC Microsoft
TCC Microsoft Salo Laboratory
P.O.Box(86)
Joensuunkatu 7E
FIN-24101 SALO, FINLAND
Tel. +358 (0) 7180 08000
Fax. +358 71 80 44122

Eq. No	Equipment	Type	Manufacturer	Used in
6117	Open switch and control unit	OSP 150	R&S	22/24/27, 15C 15B
6131	Notch Filter	WRCT902.4-0.4/40-8SS	Wainwright	22/24/27, 15C 15B
6130	Notch Filter	WRCD1880-1.1.25/50-10SS	Wainwright	22/24/27
6159	Band Reject Filter	WRCD1747.8-0.4/40-5SS	Wainwright	22/24/27,15C, 15B
6158	Band Reject Filter	WRCT836.6-0.4/40-8SS	Wainwright	22/24/27,15C, 15B
6197	Band Reject Filter	WRCJV2531/2539-2523/2547-60/12SS	Wainwright	22/24/27,15C, 15B
2231	Band Reject Filter	WRCG1947/1953-1940/1960-40/6SS	Wainwright	22/24/27,15C, 15B
2391	Band Reject Filter	WRCG1729.4/1735.4-1722.4/1742.4-40/6SS	Wainwright	27
2386	Band Reject Filter	WRCG1764.4/1770.4-1760.4/1774.4-40/6SS	Wainwright	22/24/27, 15C, 15B
2385	Band Reject Filter	WRCG1744.4/1750.4-1740.4/1754.4-40/6SS	Wainwright	22/24/27, 15C, 15B
2357	Band Reject Filter	WRCG2400/2483-2390/2493-35/10SS	Wainwright	15C
2188	Preamplifier	AFS4-00100300-20-23P-6	Miteq	22/24/27, 15C, 15B
6195	High Pass Filter	-	Wainwright	22/24/27, 15C, 15B
2364	Band Reject Filter	WRCG1877/1883 - 1870/1890-40/6SS	Wainwright	24
2361	Anechoic Chamber	3 m Semi / Full Anechoic Chamber	Euroshield	22/24/27, 15C, 15B
6212	Antenna Array system	-	TCC	22/24/27, 15C, 15B
-	RF immunity / Emission Software	EMC32	R&S	22/24/27, 15C, 15B
6089	Antenna	HFH2-Z2	R&S	15C, 15B
2027	CDN	M2 (modified) DC1	MEB	22/24/27, 15C, 15B
2028	CDN	M3 (modified) DC2	MEB	22/24/27, 15C, 15B
2176	CDN	CDN 801-M3	Lüthi	22/24/27, 15C, 15B
2135	CDN	CDN 801-M3	Lüthi	22/24/27, 15C, 15B
2029	Power Supply	PL330	Thurlby	22/24/27, 15C
6038	Data Logger	Testo 580	Testo	22/24/27, 15C, 15B
6037	Data Logger	175-H2	Testo	22/24/27, 15C, 15B
6039	USB Interface	5541765	Testo	22/24/27, 15C, 15B

Copyright © TCC Microsoft

TCC Microsoft Salo Laboratory
P.O.Box(86)
Joensuunkatu 7E
FIN-24101 SALO, FINLAND
Tel. +358 (0) 7180 08000
Fax. +358 71 80 44122