Antenna Coding：ANT-BBNCNC20004
Antenna Type：PCB onboard Antenna
Model of the DUT：SE-214F
Antenna Manufacturer：Shenzhen Minew Technologies Co., Ltd.

1、Technical Specification

Electrical Specifications	
Frequency Range （MHz）	2400-2480
Input Impedance （Ω）	50
Return Loss（dB）	＜-10
VSWR	＜2
Peak Gain （dBi）	-1.75
Polarization Type	Linear polarization
Mechanical Specifications	
Antenna Size (mm)	11.8*3.826
Radiator	Cuprum

2、The shape and size of the antenna

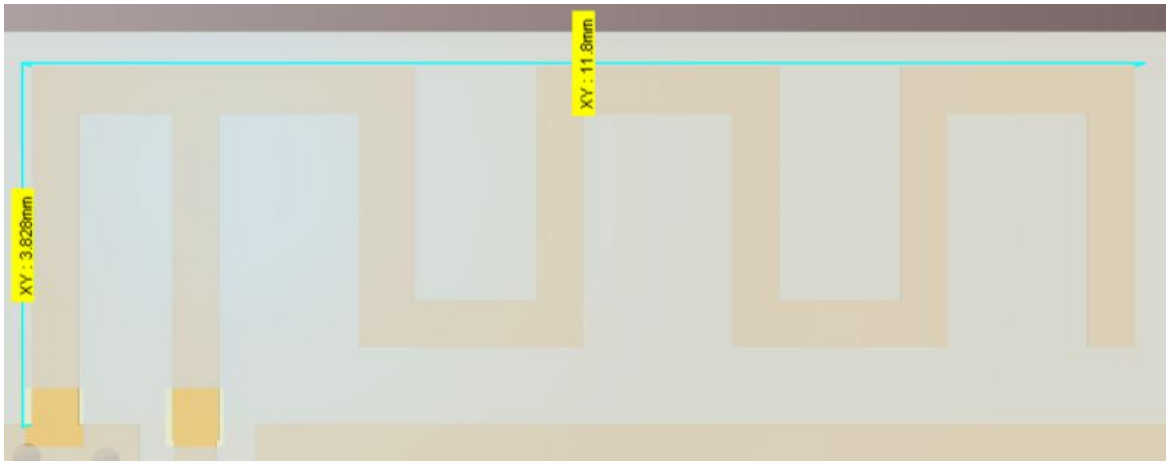

3、 The result of the test

3.1 Test Environment





3.2 Gain and Efficiency

EUT型号	1#-STag21F		
备注	1#		
Frequency	Gain (dBi)	Efficiency( )	Peak Gain (dBi)
2400MHz	-2.53	13%	-1.75
2402MHz	-2.50	13%	
2404MHz	-2.50	14%	
2406MHz	-2.58	14%	
2408MHz	-2.57	14%	
2410MHz	-2.56	14%	
2412MHz	-2.59	14%	
2414MHz	-2.63	14%	
2416MHz	-2.65	14%	
2418MHz	-2.67	14%	
2420MHz	-2.66	13%	
2422MHz	-2.66	13%	
2424MHz	-2.67	13%	
2426MHz	-2.48	13%	
2428MHz	-2.50	13%	
2430MHz	-2.55	13%	
2432MHz	-2.58	13%	
2434MHz	-2.58	13%	
2436MHz	-2.49	13%	
2438MHz	-2.45	13%	
2440MHz	-2.38	13%	
2442MHz	-2.31	14%	
2444MHz	-2.26	14%	
2446MHz	-2.25	14%	
2448MHz	-2.19	14%	
2450MHz	-2.13	14%	
2452MHz	-2.11	14%	
2454MHz	-2.10	14%	
2456MHz	-2.00	14%	
2458MHz	-1.95	14%	
2460MHz	-1.93	14%	
2462MHz	-1.92	14%	
2464MHz	-1.89	14%	
2466MHz	-1.78	14%	
2468MHz	-1.78	14%	
2470MHz	-1.80	14%	
2472MHz	-1.79	14%	
2474MHz	-1.75	14%	
2476MHz	-1.87	14%	
2478MHz	-1.88	14%	
2480MHz	-1.87	14%	

3.3 3D Polar Plot

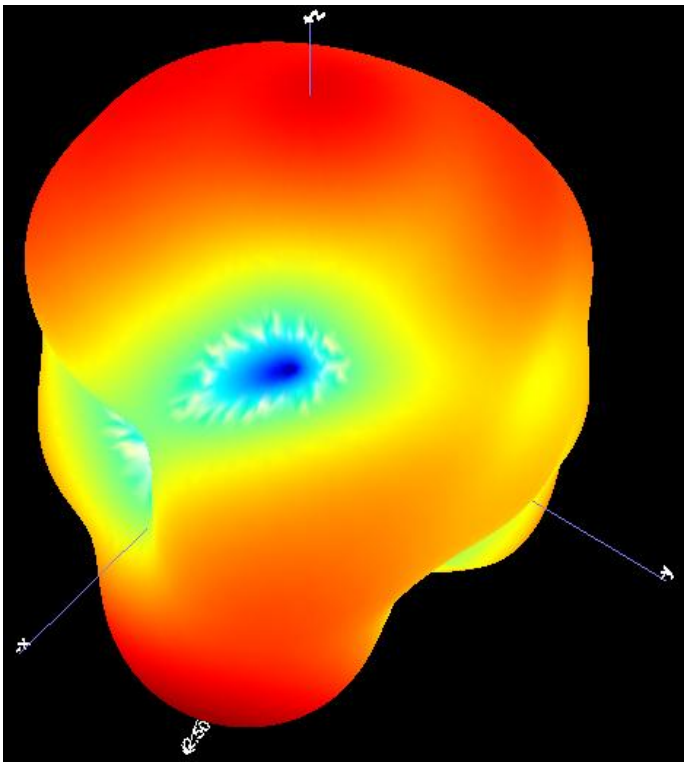

2402MHz

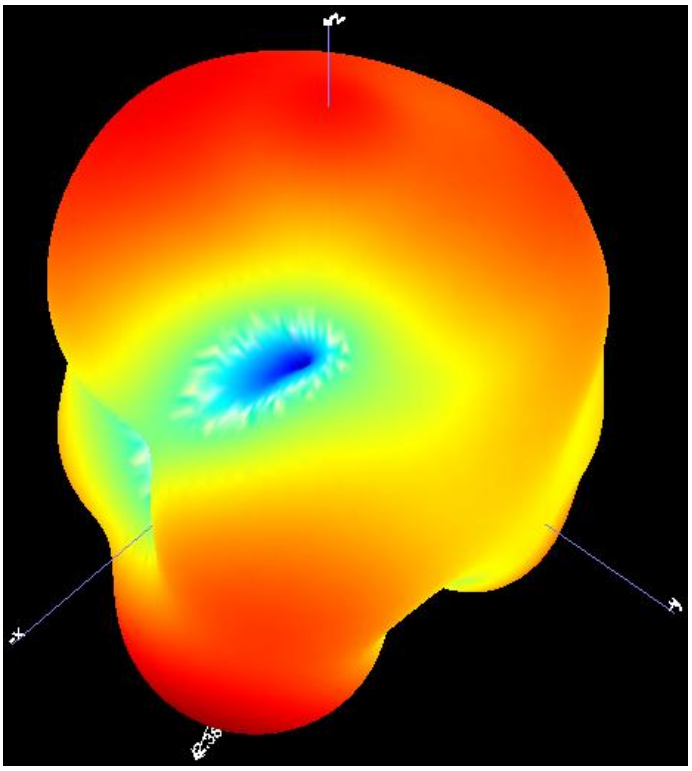

2440MHz

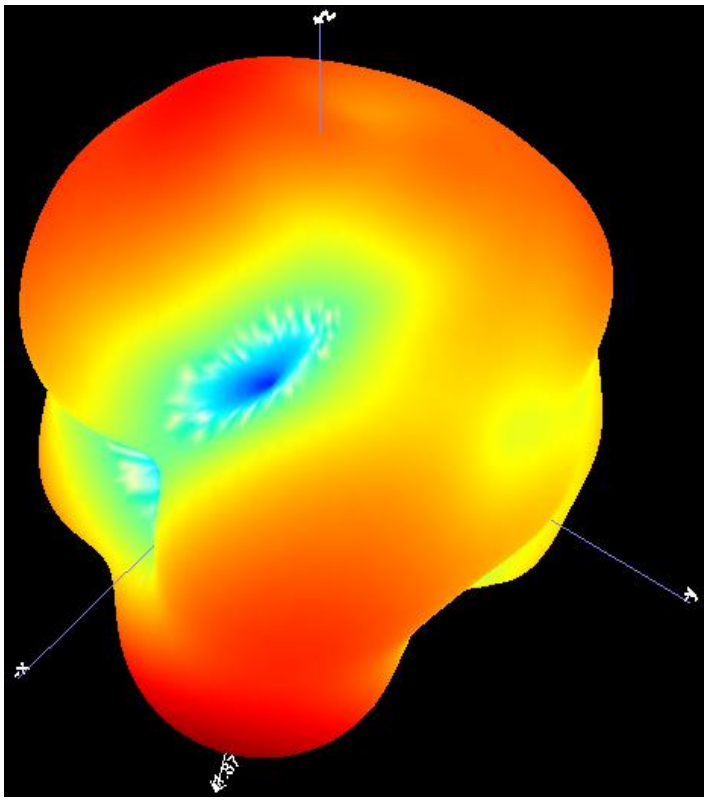

2480MHz

3.4 2D Radiation Pattern

（1）E1，XZ Plane， phi=0

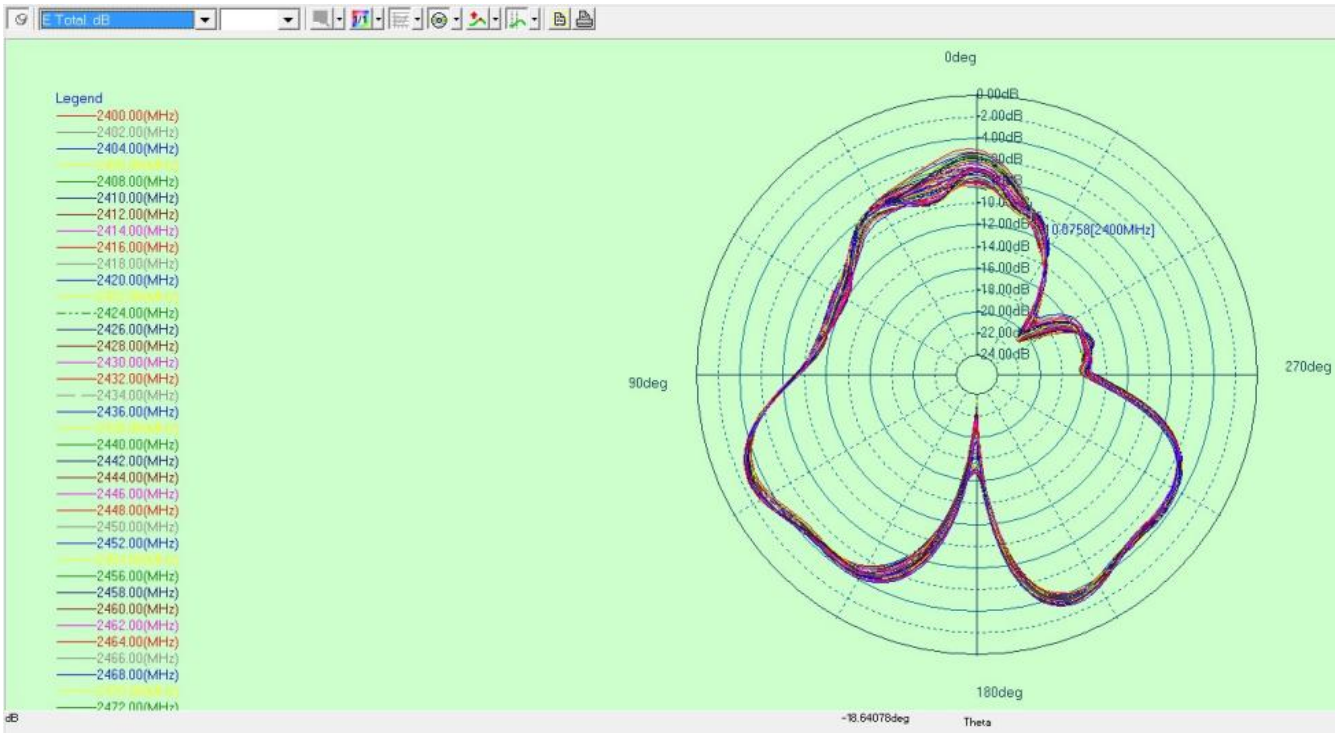

（2）E2，YZ Plane，phi=90°

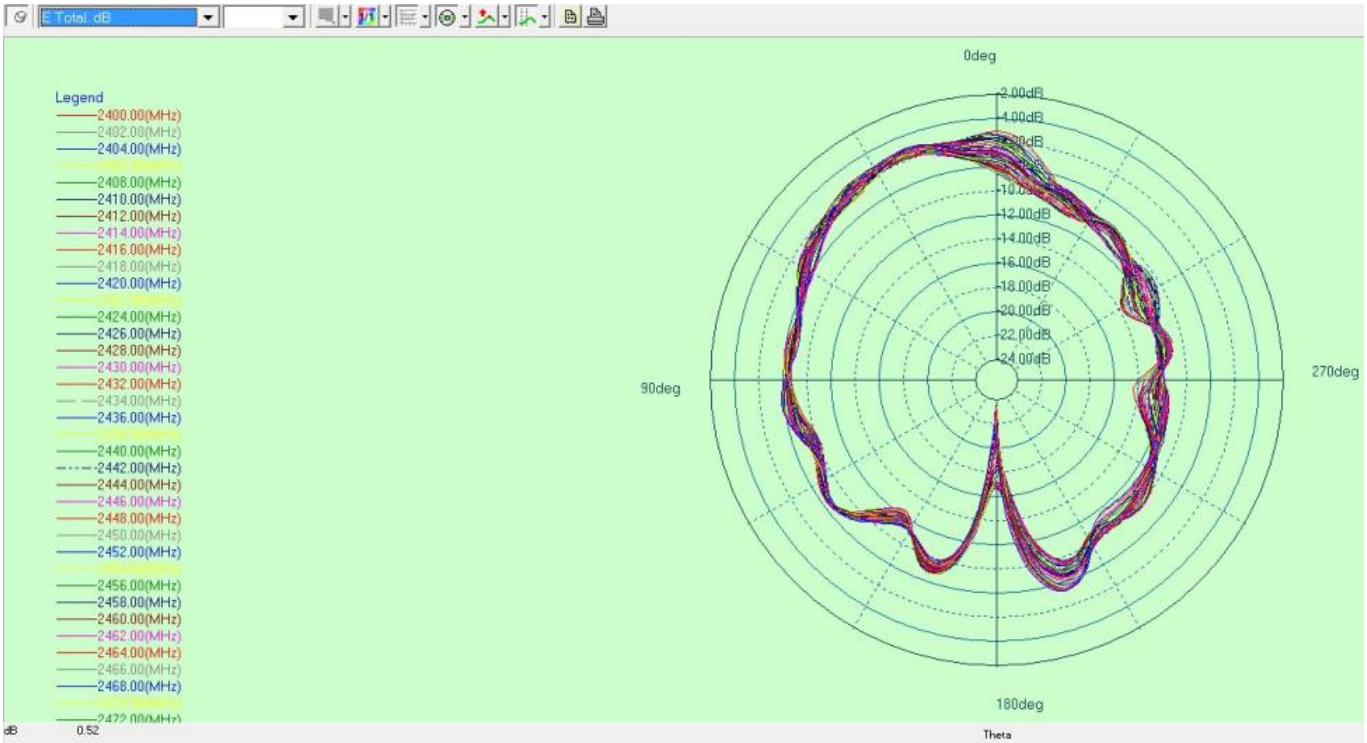
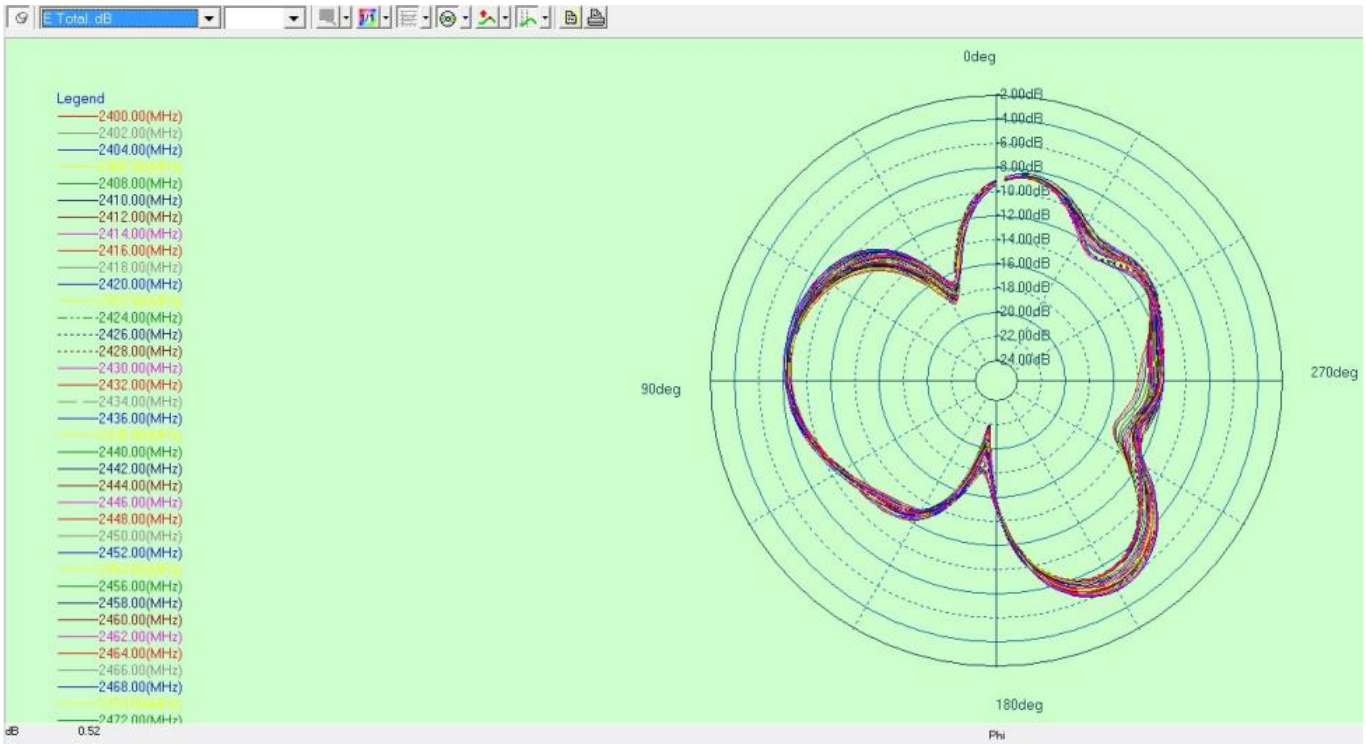
（3）H，XY plane，theta=90°