A. APPENDIX SUPPORTING INFORMATION

A.1. CONDUCTED TEST PLOTS

A.1.1. 6 dB & 99% Bandwidth

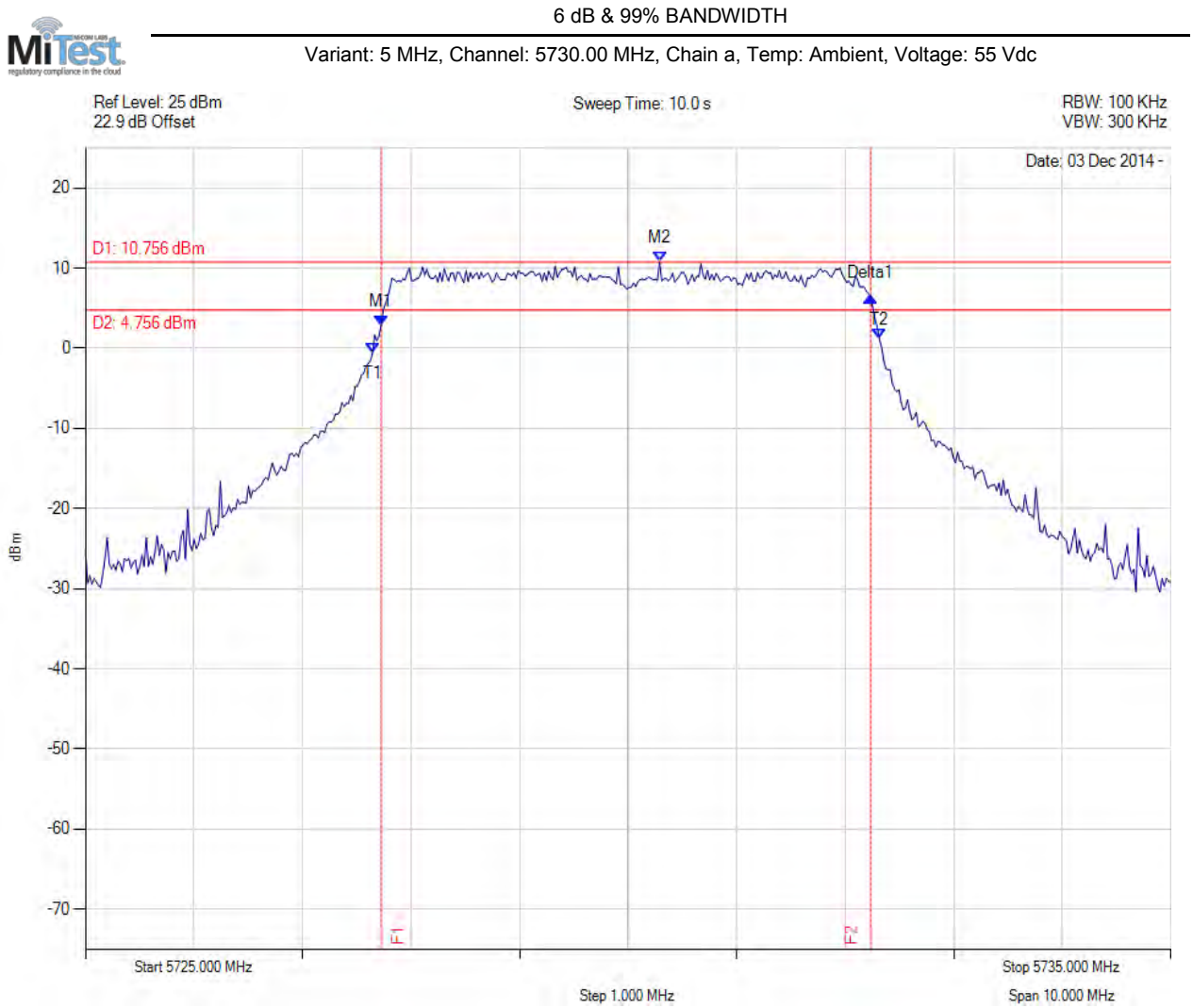

Analyser Setup	Marker:Frequency:Amplitude	Test Results
Detector = MAX PEAK Sweep Count = 0 RF Atten (dB) = 20 Trace Mode = VIEW	M1 : 5727.725 MHz : 2.889 dBm M2 : 5730.291 MHz : 10.756 dBm Delta1 : 4.509 MHz : 3.533 dB T1 : 5727.645 MHz : -0.656 dBm T2 : 5732.315 MHz : 1.162 dBm OBW : 4.669 MHz	Measured 6 dB Bandwidth: 4.509 MHz Limit: ≥500.0 kHz Margin: -4.01 MHz

Back to Matrix

6 dB & 99% BANDWIDTH

Variant: 5 MHz, Channel: 5730.00 MHz, Chain b, Temp: Ambient, Voltage: 55 Vdc

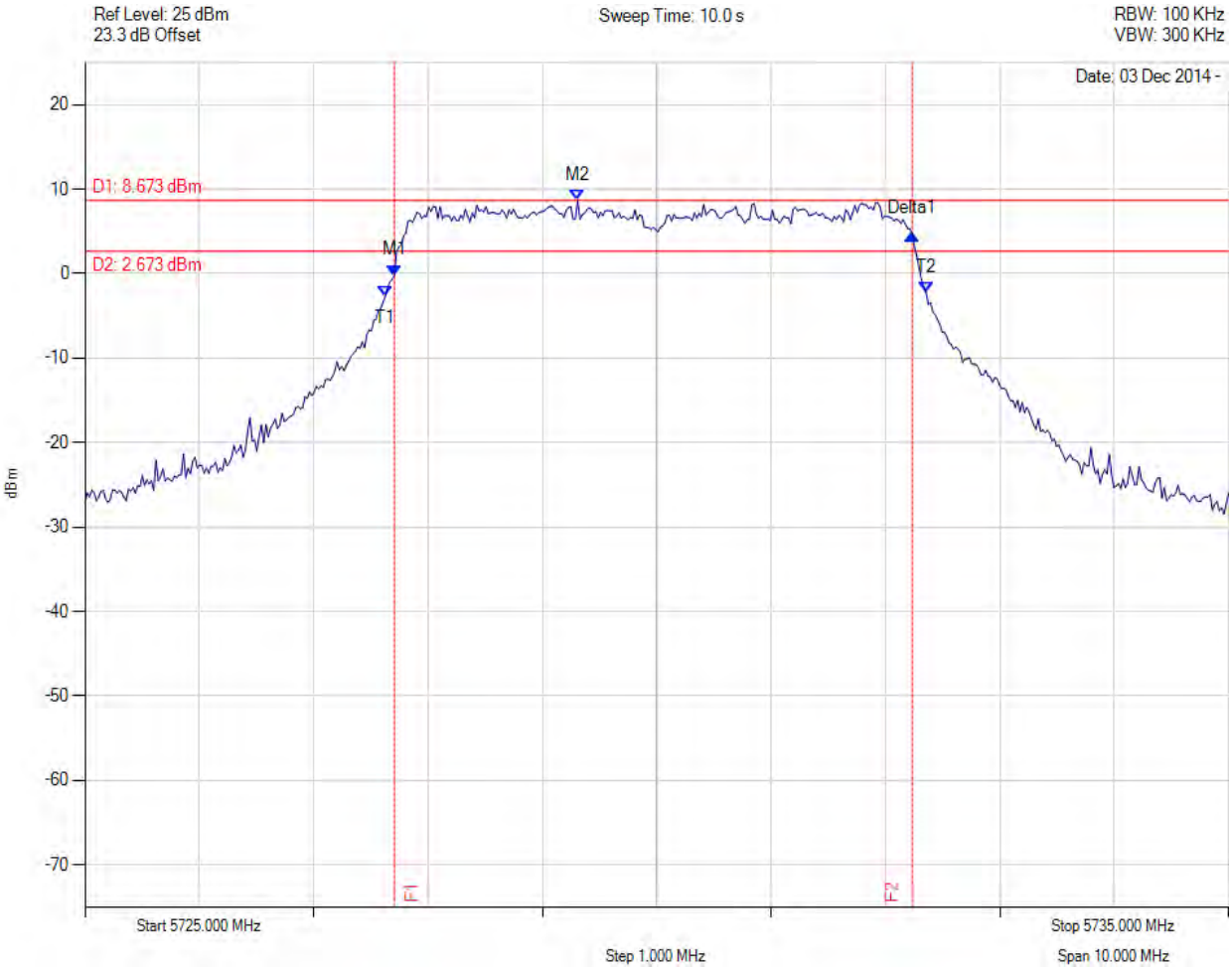

Analyser Setup	Marker:Frequency:Amplitude	Test Results
Detector = MAX PEAK Sweep Count = 0 RF Atten (dB) = 20 Trace Mode = VIEW	M1 : 5727.705 MHz : -0.186 dBm M2 : 5729.309 MHz : 8.673 dBm Delta1 : 4.529 MHz : 4.885 dB T1 : 5727.625 MHz : -2.702 dBm T2 : 5732.355 MHz : -2.167 dBm OBW : 4.729 MHz	Measured 6 dB Bandwidth: 4.529 MHz Limit: ≥500.0 kHz Margin: -4.03 MHz

Back to Matrix

6 dB & 99% BANDWIDTH

Variant: 5 MHz, Channel: 5800.00 MHz, Chain a, Temp: Ambient, Voltage: 55 Vdc

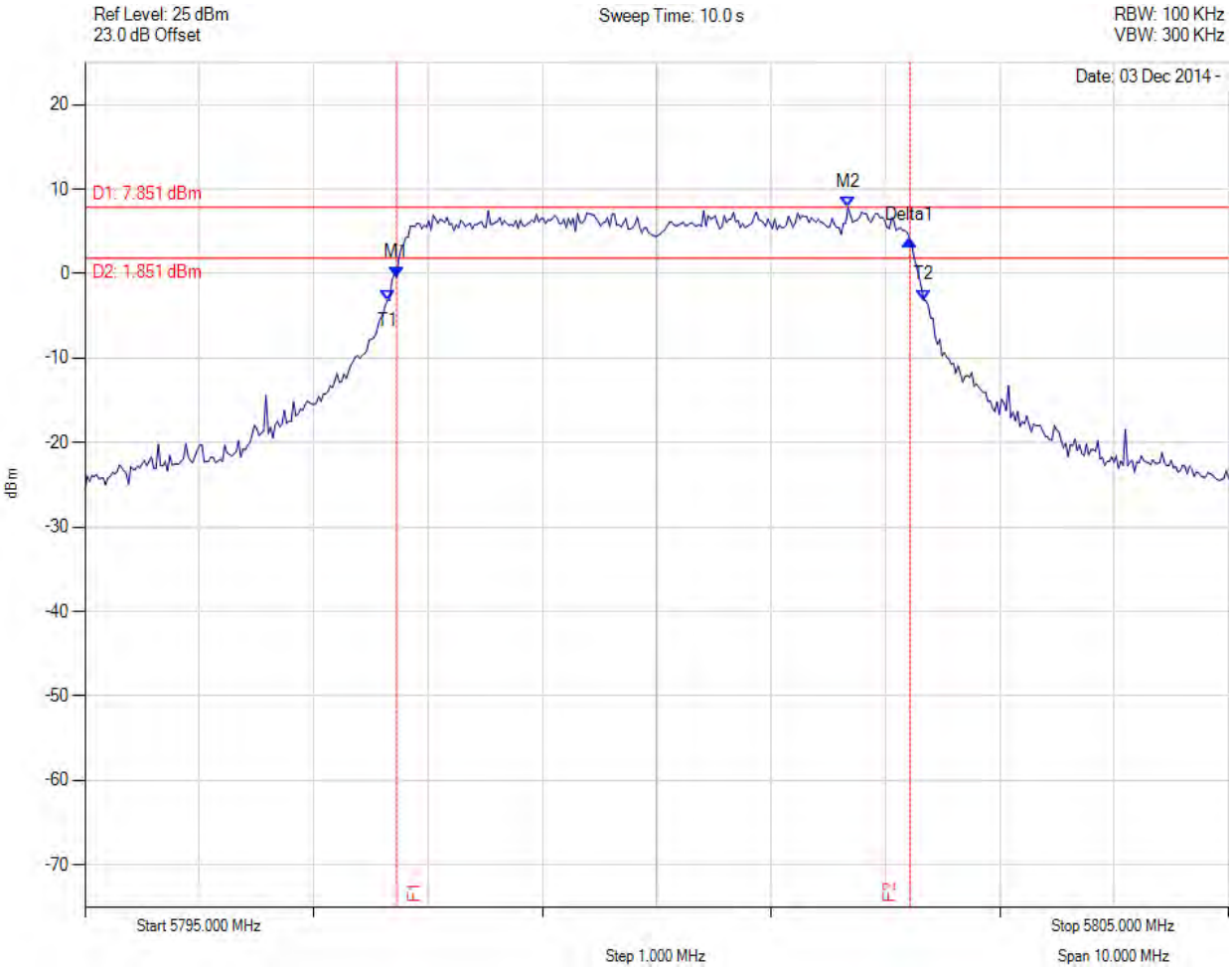

Analyser Setup	Marker:Frequency:Amplitude	Test Results
Detector = MAX PEAK Sweep Count = 0 RF Atten (dB) = 20 Trace Mode = VIEW	M1 : 5797.725 MHz : -0.426 dBm M2 : 5801.673 MHz : 7.851 dBm Delta1 : 4.489 MHz : 4.438 dB T1 : 5797.645 MHz : -3.161 dBm T2 : 5802.335 MHz : -3.125 dBm OBW : 4.689 MHz	Measured 6 dB Bandwidth: 4.489 MHz Limit: ≥500.0 kHz Margin: -3.99 MHz

Back to Matrix

6 dB & 99% BANDWIDTH

Variant: 5 MHz, Channel: 5800.00 MHz, Chain b, Temp: Ambient, Voltage: 55 Vdc

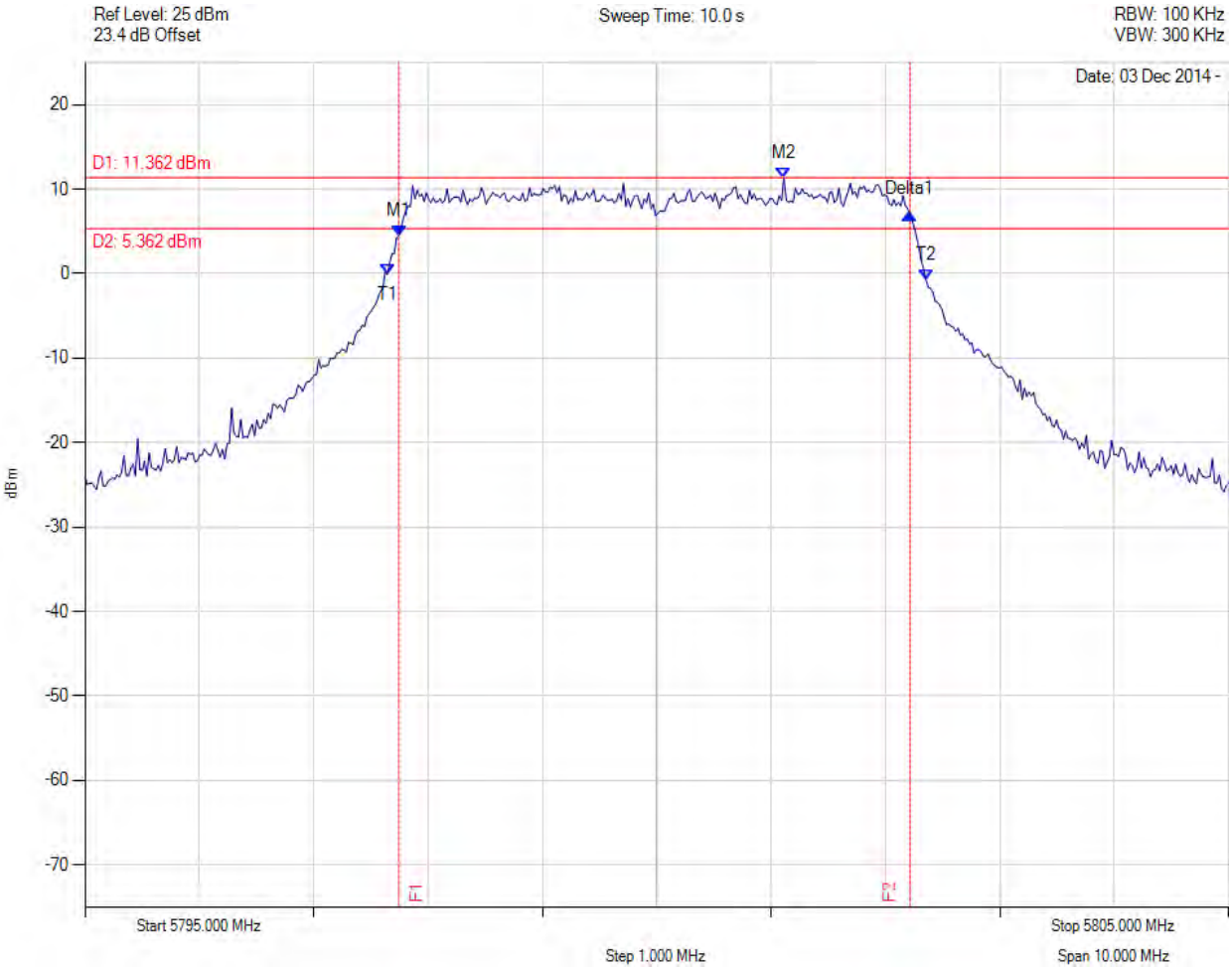

Analyser Setup	Marker:Frequency:Amplitude	Test Results
Detector = MAX PEAK Sweep Count = 0 RF Atten (dB) = 20 Trace Mode = VIEW	M1 : 5797.745 MHz : 4.516 dBm M2 : 5801.112 MHz : 11.362 dBm Delta1 : 4.469 MHz : 2.546 dB T1 : 5797.645 MHz : -0.074 dBm T2 : 5802.355 MHz : -0.709 dBm OBW : 4.709 MHz	Measured 6 dB Bandwidth: 4.469 MHz Limit: ≥500.0 kHz Margin: -3.97 MHz

Back to Matrix

6 dB & 99% BANDWIDTH

Variant: 5 MHz, Channel: 5845.00 MHz, Chain a, Temp: Ambient, Voltage: 55 Vdc

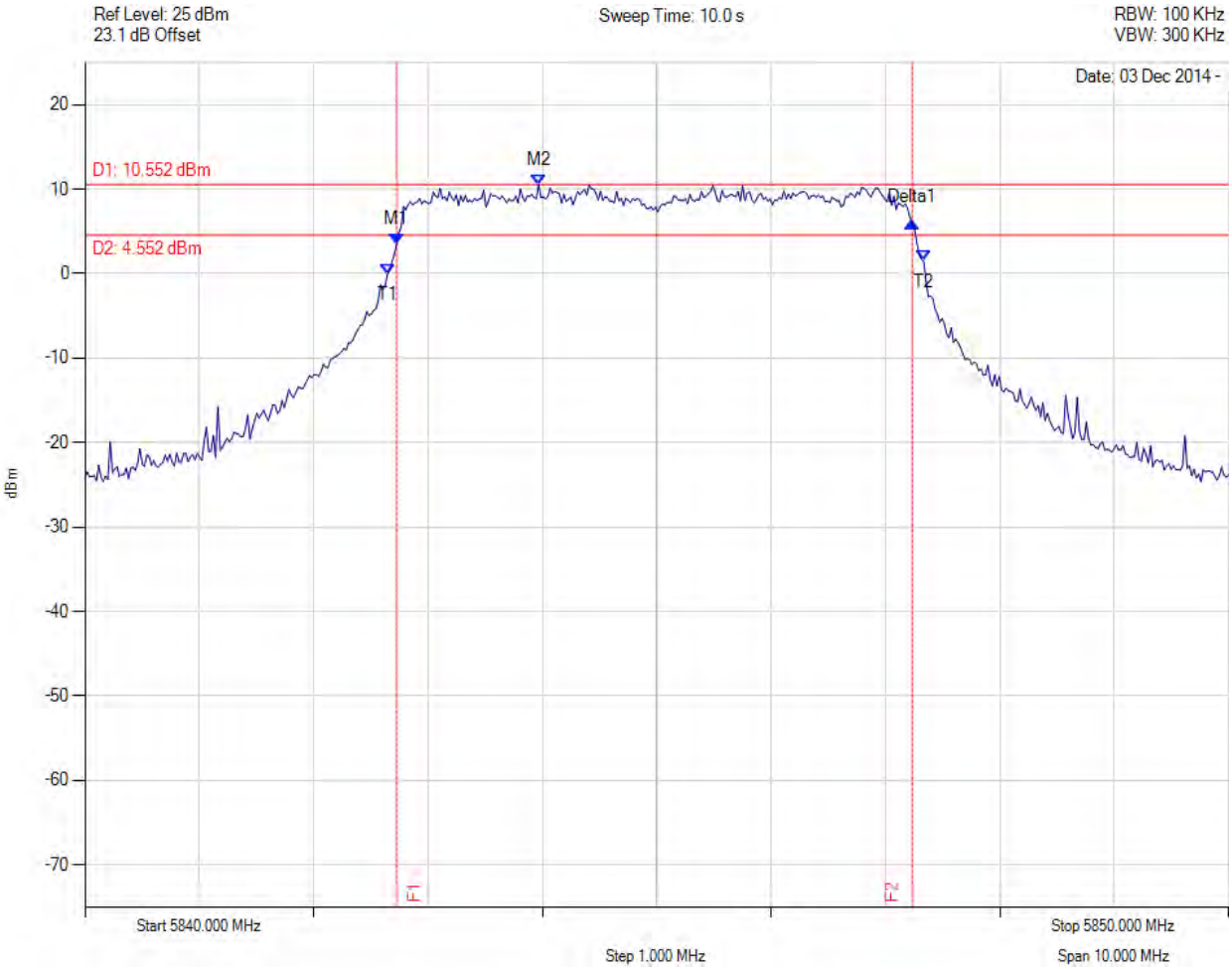

Analyser Setup	Marker:Frequency:Amplitude	Test Results
Detector = MAX PEAK Sweep Count = 0 RF Atten (dB) = 20 Trace Mode = VIEW	M1 : 5842.725 MHz : 3.485 dBm M2 : 5843.968 MHz : 10.552 dBm Delta1 : 4.509 MHz : 2.609 dB T1 : 5842.645 MHz : -0.068 dBm T2 : 5847.335 MHz : 1.494 dBm OBW : 4.689 MHz	Measured 6 dB Bandwidth: 4.509 MHz Limit: ≥500.0 kHz Margin: -4.01 MHz

Back to Matrix

6 dB & 99% BANDWIDTH

Variant: 5 MHz, Channel: 5845.00 MHz, Chain b, Temp: Ambient, Voltage: 55 Vdc

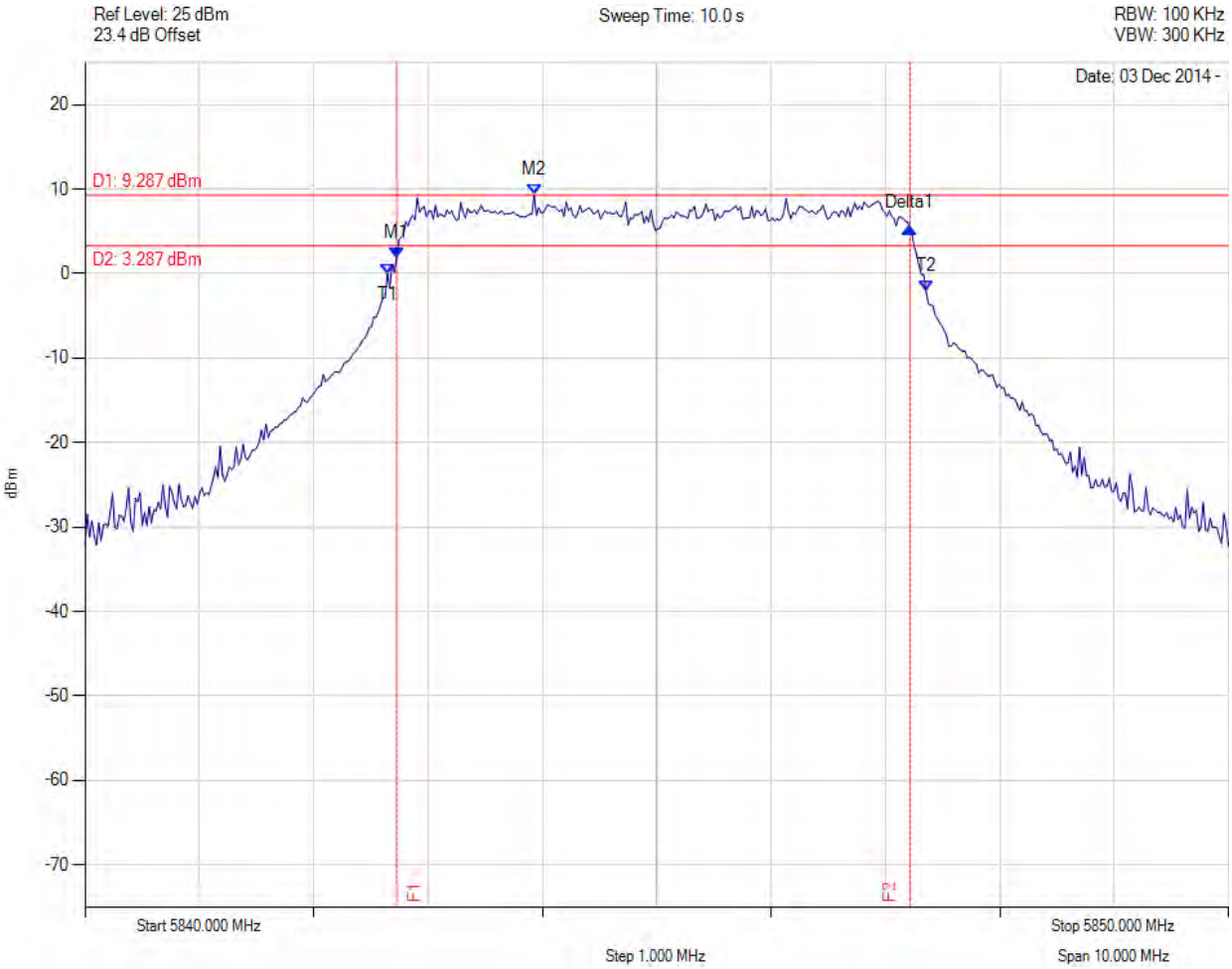

Analyser Setup	Marker:Frequency:Amplitude	Test Results
Detector = MAX PEAK Sweep Count = 0 RF Atten (dB) = 20 Trace Mode = VIEW	M1 : 5842.725 MHz : 1.897 dBm M2 : 5843.928 MHz : 9.287 dBm Delta1 : 4.489 MHz : 3.545 dB T1 : 5842.645 MHz : -0.031 dBm T2 : 5847.355 MHz : -2.057 dBm OBW : 4.709 MHz	Measured 6 dB Bandwidth: 4.489 MHz Limit: ≥500.0 kHz Margin: -3.99 MHz

Back to Matrix

6 dB & 99% BANDWIDTH

Variant: 10 MHz, Channel: 5731.00 MHz, Chain a, Temp: Ambient, Voltage: 55 Vdc

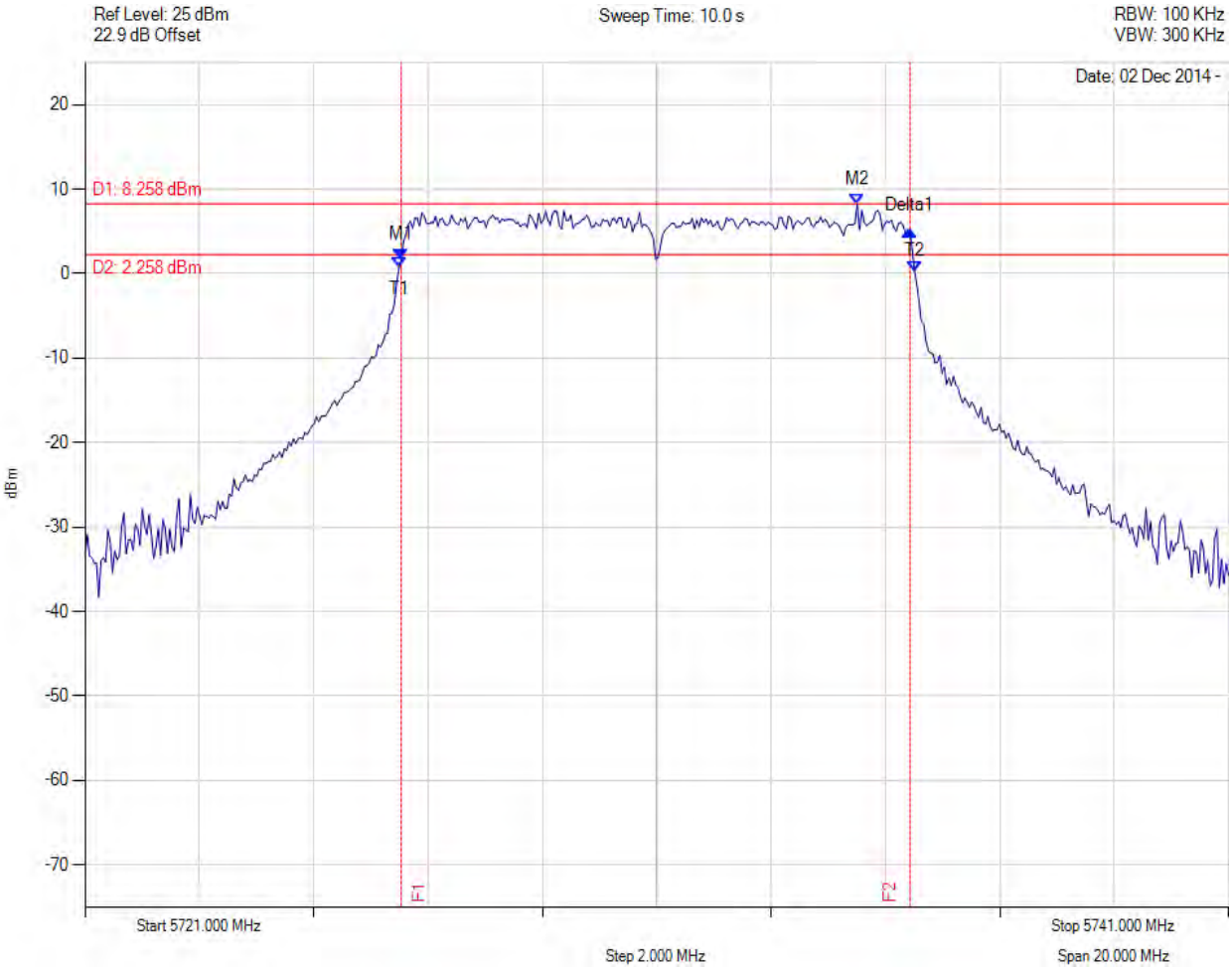

Analyser Setup	Marker:Frequency:Amplitude	Test Results
Detector = MAX PEAK Sweep Count = 0 RF Atten (dB) = 20 Trace Mode = VIEW	M1 : 5726.531 MHz : 1.661 dBm M2 : 5734.507 MHz : 8.258 dBm Delta1 : 8.898 MHz : 3.455 dB T1 : 5726.491 MHz : 0.672 dBm T2 : 5735.509 MHz : 0.272 dBm OBW : 9.018 MHz	Measured 6 dB Bandwidth: 8.898 MHz Limit: ≥500.0 kHz Margin: -8.40 MHz

Back to Matrix

6 dB & 99% BANDWIDTH

Variant: 10 MHz, Channel: 5731.00 MHz, Chain b, Temp: Ambient, Voltage: 55 Vdc

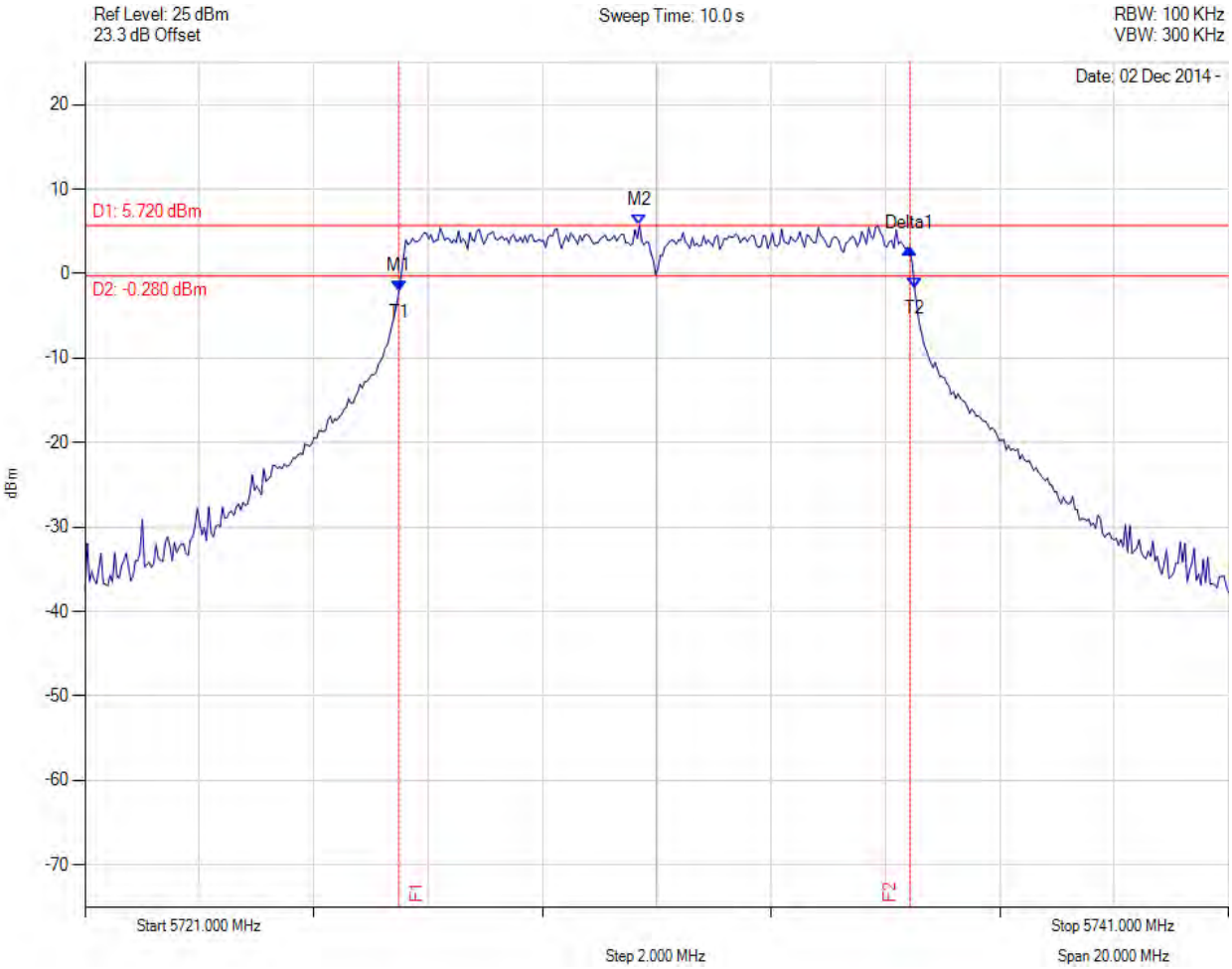

Analyser Setup	Marker:Frequency:Amplitude	Test Results
Detector = MAX PEAK Sweep Count = 0 RF Atten (dB) = 20 Trace Mode = VIEW	M1 : 5726.491 MHz : -2.045 dBm M2 : 5730.699 MHz : 5.720 dBm Delta1 : 8.938 MHz : 5.005 dB T1 : 5726.491 MHz : -2.045 dBm T2 : 5735.509 MHz : -1.677 dBm OBW : 9.018 MHz	Measured 6 dB Bandwidth: 8.938 MHz Limit: ≥500.0 kHz Margin: -8.44 MHz

Back to Matrix

6 dB & 99% BANDWIDTH

Variant: 10 MHz, Channel: 5800.00 MHz, Chain a, Temp: Ambient, Voltage: 55 Vdc

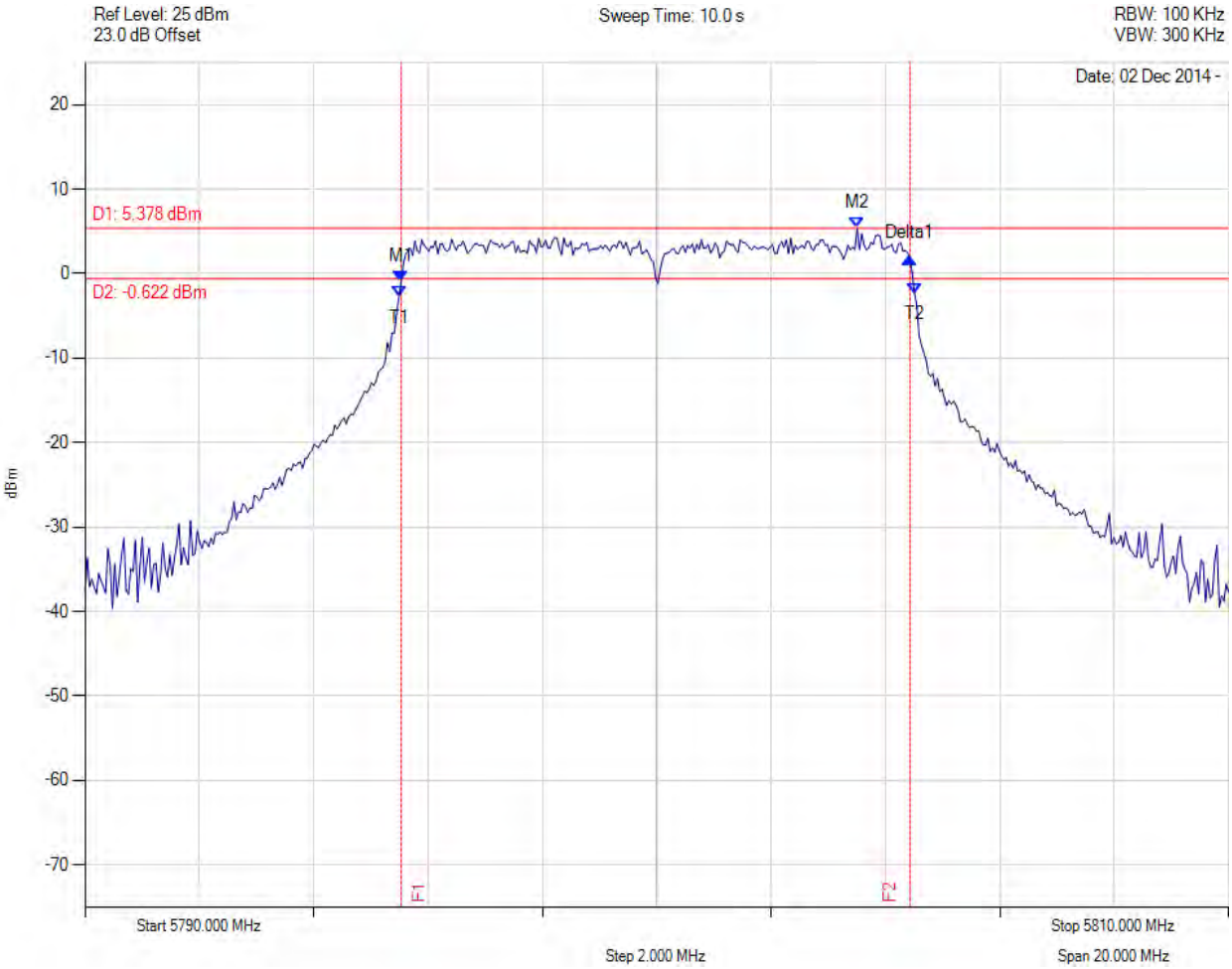

Analyser Setup	Marker:Frequency:Amplitude	Test Results
Detector = MAX PEAK Sweep Count = 0 RF Atten (dB) = 20 Trace Mode = VIEW	M1 : 5795.531 MHz : -0.910 dBm M2 : 5803.507 MHz : 5.378 dBm Delta1 : 8.898 MHz : 2.705 dB T1 : 5795.491 MHz : -2.777 dBm T2 : 5804.509 MHz : -2.325 dBm OBW : 9.018 MHz	Measured 6 dB Bandwidth: 8.898 MHz Limit: ≥500.0 kHz Margin: -8.40 MHz

Back to Matrix

6 dB & 99% BANDWIDTH

Variant: 10 MHz, Channel: 5800.00 MHz, Chain b, Temp: Ambient, Voltage: 55 Vdc

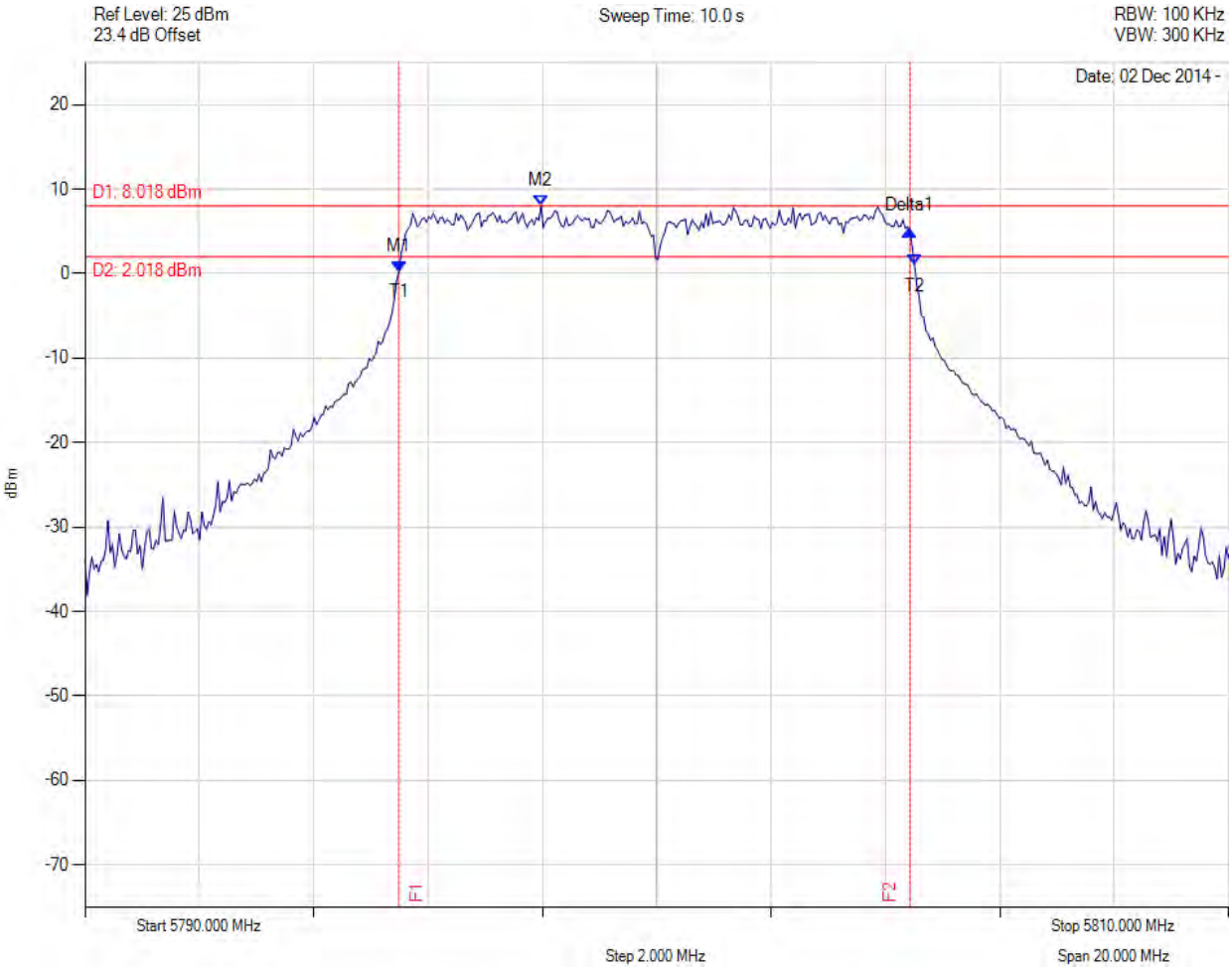

Analyser Setup	Marker:Frequency:Amplitude	Test Results
Detector = MAX PEAK Sweep Count = 0 RF Atten (dB) = 20 Trace Mode = VIEW	M1 : 5795.491 MHz : 0.282 dBm M2 : 5797.976 MHz : 8.018 dBm Delta1 : 8.938 MHz : 4.761 dB T1 : 5795.491 MHz : 0.282 dBm T2 : 5804.509 MHz : 1.047 dBm OBW : 9.018 MHz	Measured 6 dB Bandwidth: 8.938 MHz Limit: ≥500.0 kHz Margin: -8.44 MHz

Back to Matrix

6 dB & 99% BANDWIDTH

Variant: 10 MHz, Channel: 5844.00 MHz, Chain a, Temp: Ambient, Voltage: 55 Vdc

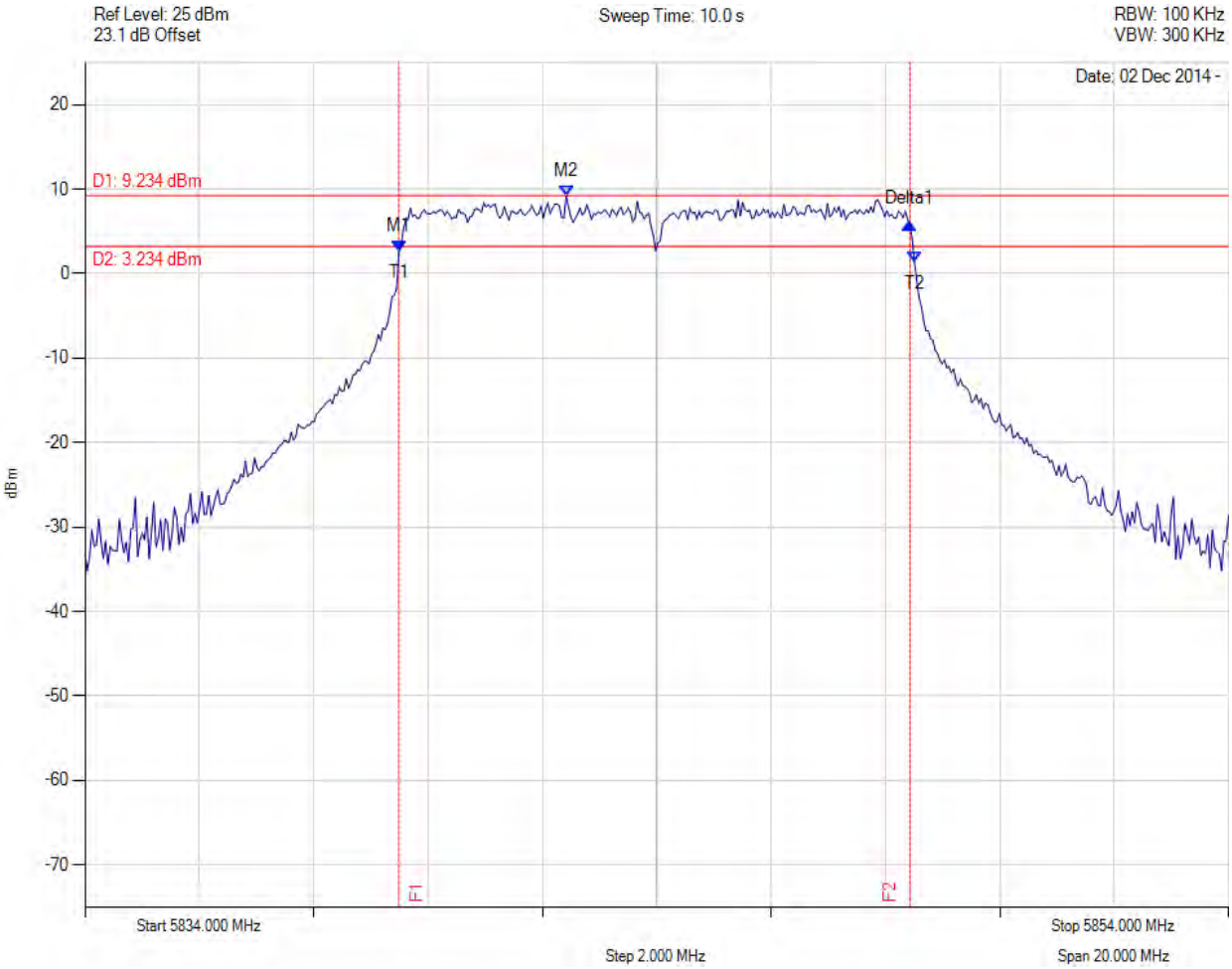

Analyser Setup	Marker:Frequency:Amplitude	Test Results
Detector = MAX PEAK Sweep Count = 0 RF Atten (dB) = 20 Trace Mode = VIEW	M1 : 5839.491 MHz : 2.653 dBm M2 : 5842.417 MHz : 9.234 dBm Delta1 : 8.938 MHz : 3.211 dB T1 : 5839.491 MHz : 2.653 dBm T2 : 5848.509 MHz : 1.313 dBm OBW : 9.018 MHz	Measured 6 dB Bandwidth: 8.938 MHz Limit: ≥500.0 kHz Margin: -8.44 MHz

Back to Matrix

6 dB & 99% BANDWIDTH

Variant: 10 MHz, Channel: 5844.00 MHz, Chain b, Temp: Ambient, Voltage: 55 Vdc

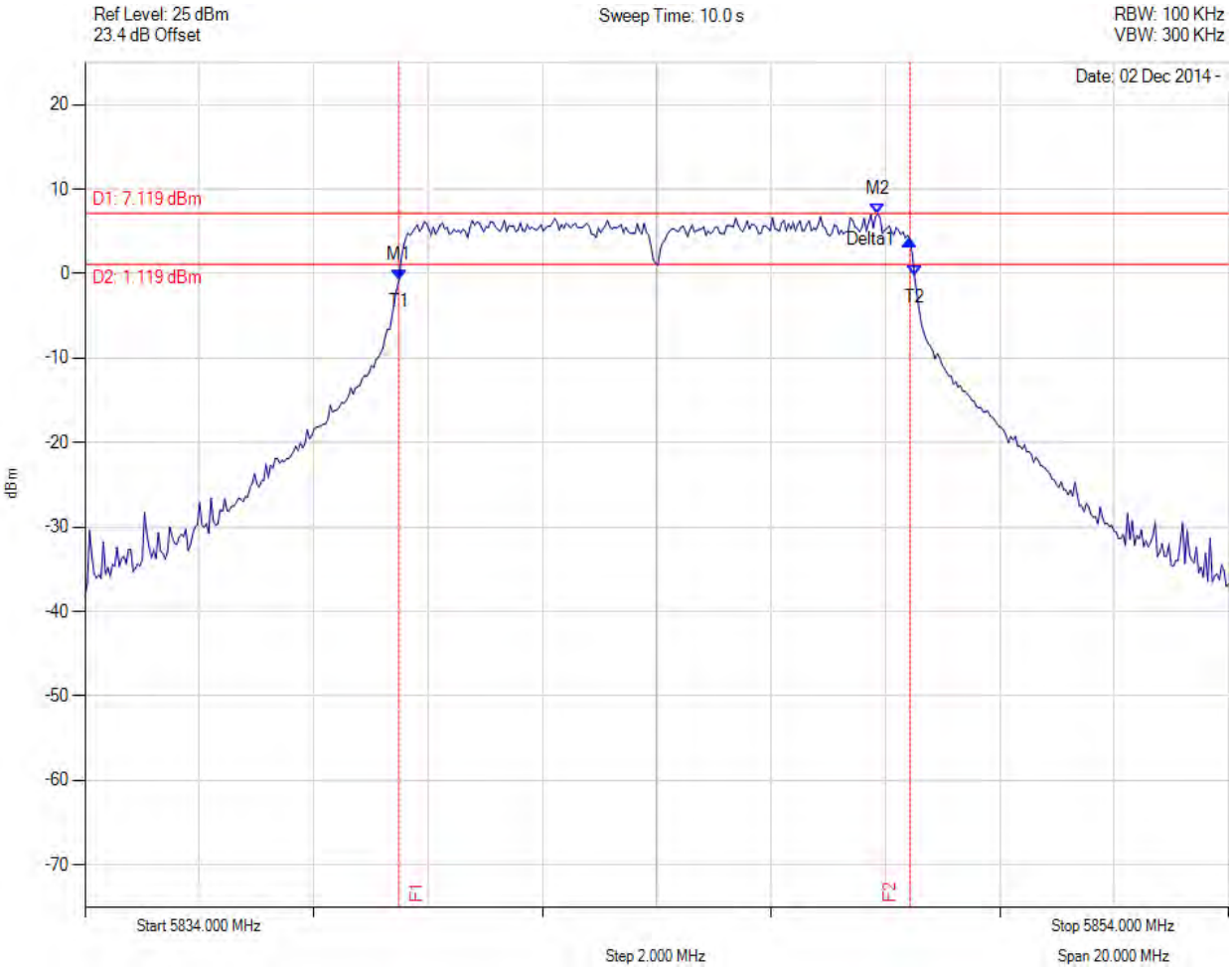

Analyser Setup	Marker:Frequency:Amplitude	Test Results
Detector = MAX PEAK Sweep Count = 0 RF Atten (dB) = 20 Trace Mode = VIEW	M1 : 5839.491 MHz : -0.747 dBm M2 : 5847.868 MHz : 7.119 dBm Delta1 : 8.938 MHz : 4.796 dB T1 : 5839.491 MHz : -0.747 dBm T2 : 5848.509 MHz : -0.306 dBm OBW : 9.018 MHz	Measured 6 dB Bandwidth: 8.938 MHz Limit: ≥500.0 kHz Margin: -8.44 MHz

Back to Matrix

6 dB & 99% BANDWIDTH

Variant: 20 MHz, Channel: 5735.00 MHz, Chain a, Temp: Ambient, Voltage: 55 Vdc

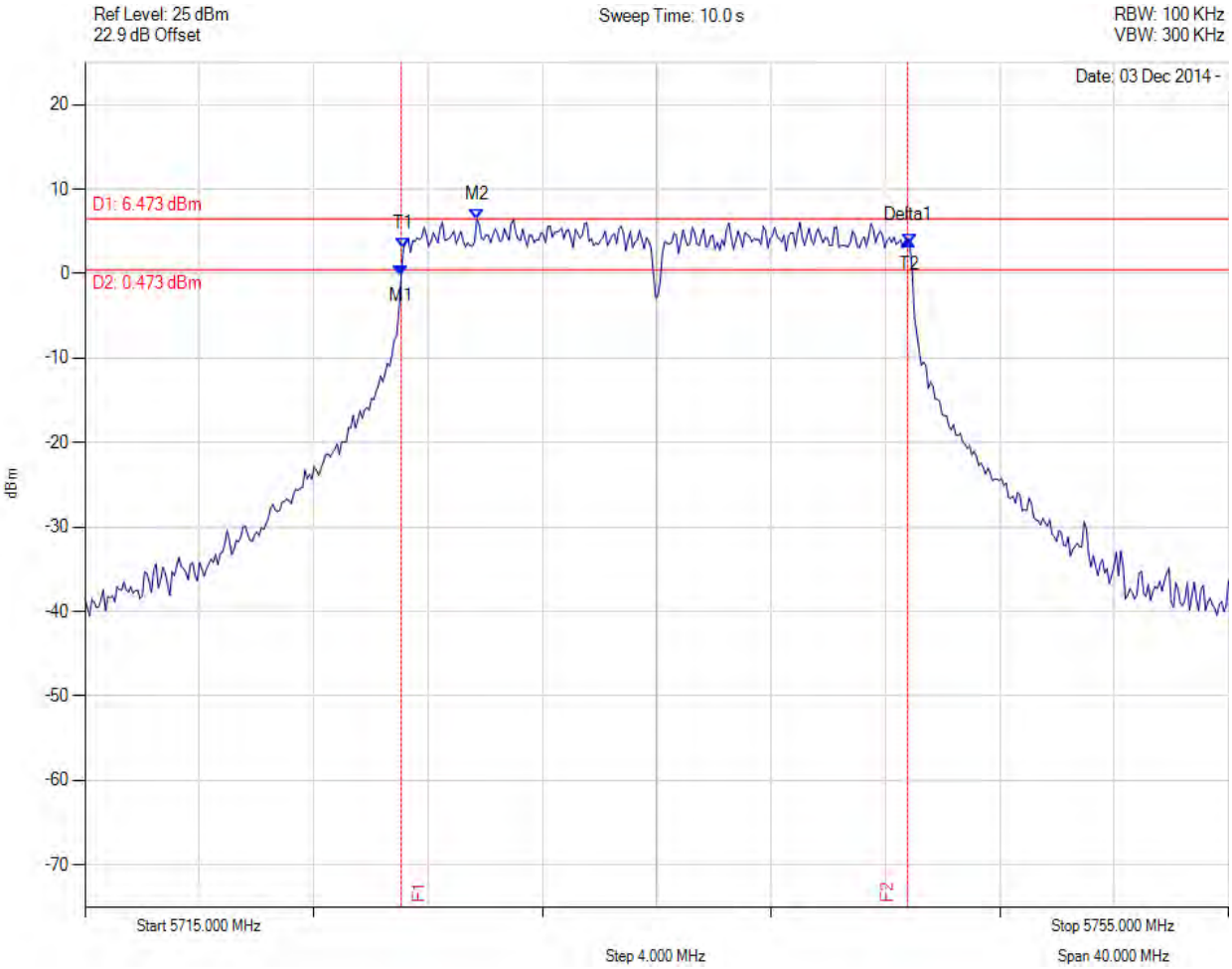

Analyser Setup	Marker:Frequency:Amplitude	Test Results
Detector = MAX PEAK Sweep Count = 0 RF Atten (dB) = 20 Trace Mode = VIEW	M1 : 5726.062 MHz : -0.186 dBm M2 : 5728.707 MHz : 6.473 dBm Delta1 : 17.715 MHz : 4.220 dB T1 : 5726.142 MHz : 3.038 dBm T2 : 5743.858 MHz : 3.544 dBm OBW : 17.715 MHz	Measured 6 dB Bandwidth: 17.715 MHz Limit: ≥500.0 kHz Margin: -17.22 MHz

Back to Matrix

6 dB & 99% BANDWIDTH

Variant: 20 MHz, Channel: 5735.00 MHz, Chain b, Temp: Ambient, Voltage: 55 Vdc

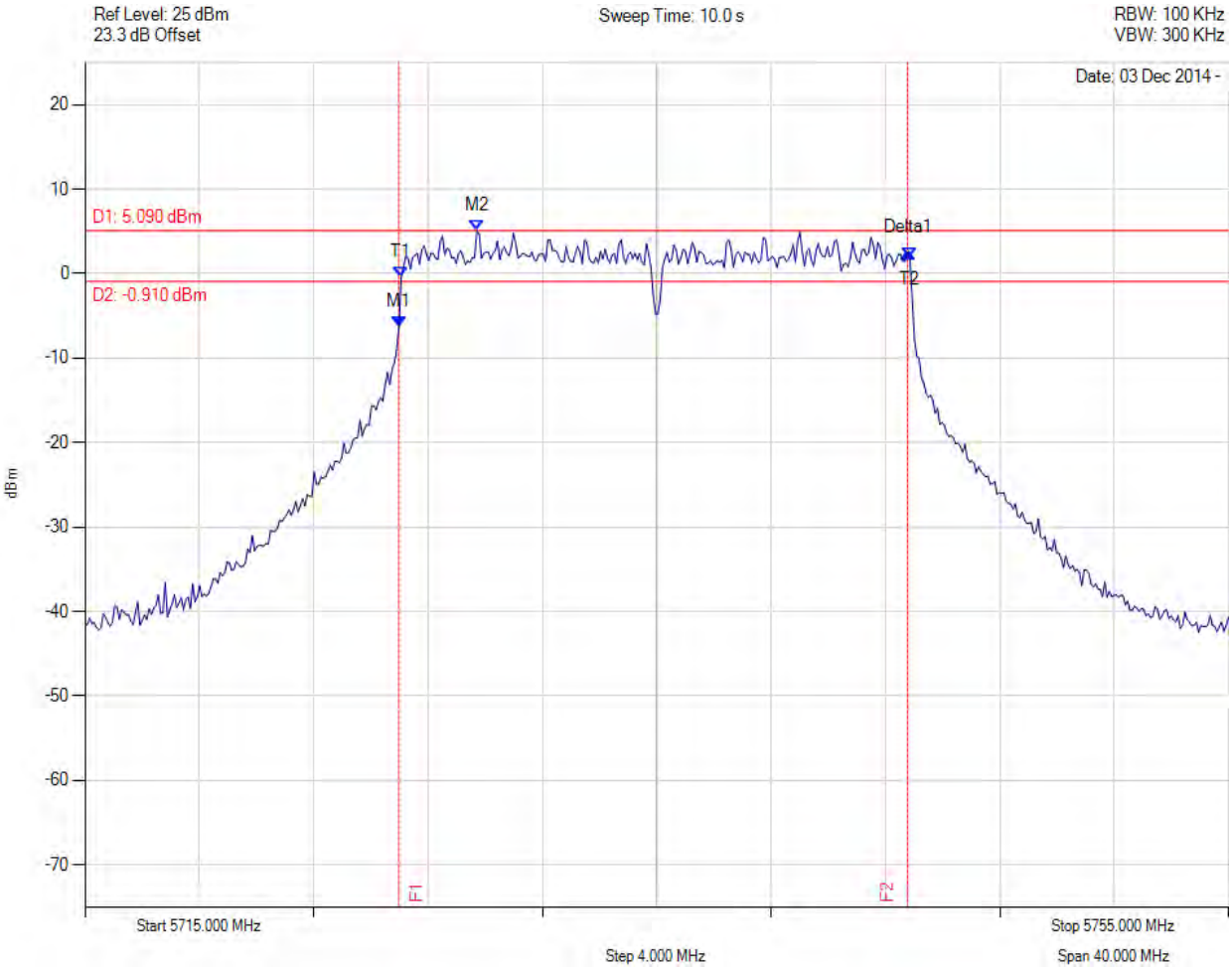

Analyser Setup	Marker:Frequency:Amplitude	Test Results
Detector = MAX PEAK Sweep Count = 0 RF Atten (dB) = 20 Trace Mode = VIEW	M1 : 5725.982 MHz : -6.295 dBm M2 : 5728.707 MHz : 5.090 dBm Delta1 : 17.796 MHz : 8.822 dB T1 : 5726.062 MHz : -0.493 dBm T2 : 5743.858 MHz : 1.797 dBm OBW : 17.796 MHz	Measured 6 dB Bandwidth: 17.796 MHz Limit: ≥500.0 kHz Margin: -17.30 MHz

Back to Matrix

6 dB & 99% BANDWIDTH

Variant: 20 MHz, Channel: 5800.00 MHz, Chain a, Temp: Ambient, Voltage: 55 Vdc

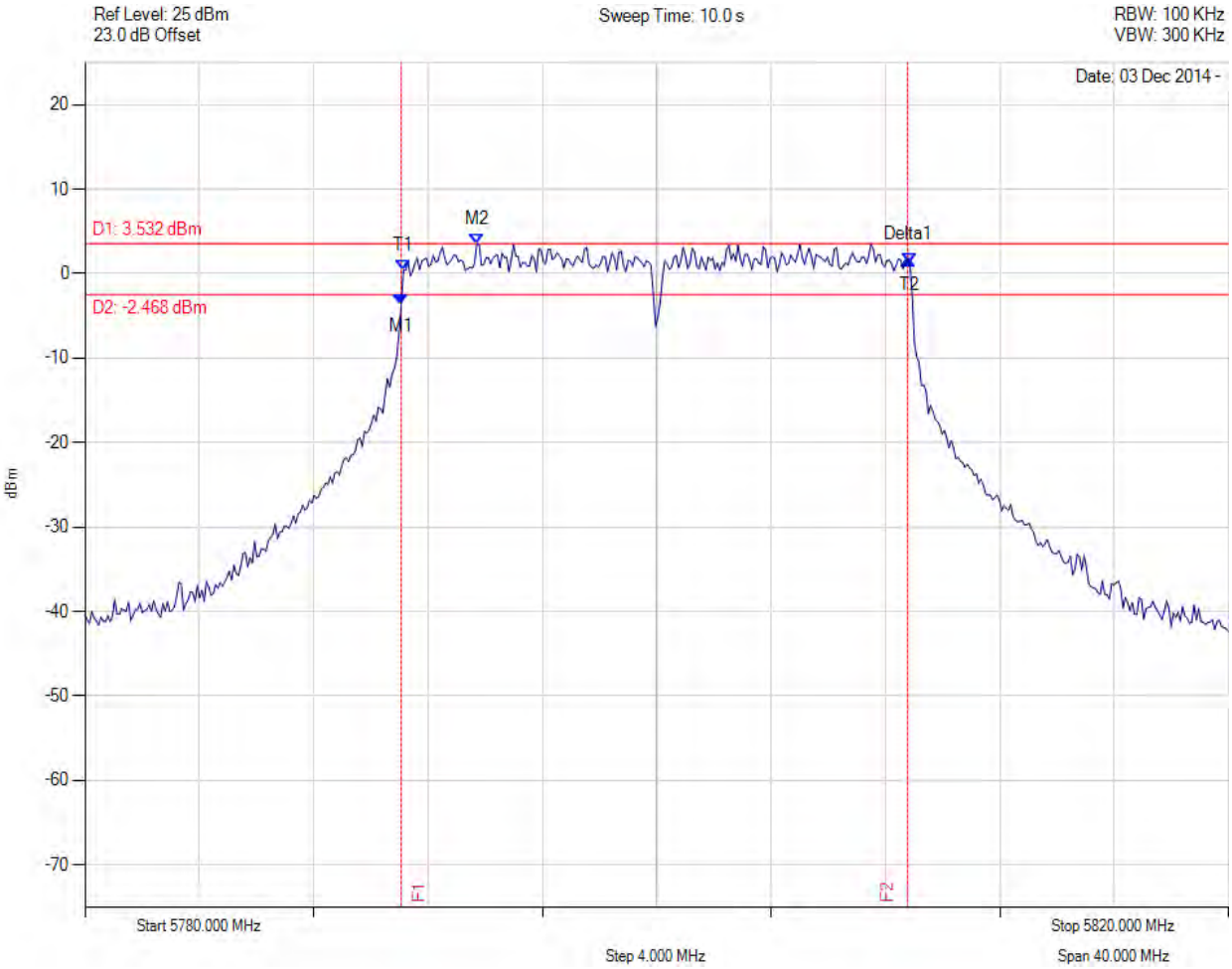

Analyser Setup	Marker:Frequency:Amplitude	Test Results
Detector = MAX PEAK Sweep Count = 0 RF Atten (dB) = 20 Trace Mode = VIEW	M1 : 5791.062 MHz : -3.704 dBm M2 : 5793.707 MHz : 3.532 dBm Delta1 : 17.715 MHz : 5.446 dB T1 : 5791.142 MHz : 0.371 dBm T2 : 5808.858 MHz : 1.130 dBm OBW : 17.715 MHz	Measured 6 dB Bandwidth: 17.715 MHz Limit: ≥500.0 kHz Margin: -17.22 MHz

Back to Matrix

6 dB & 99% BANDWIDTH

Variant: 20 MHz, Channel: 5800.00 MHz, Chain b, Temp: Ambient, Voltage: 55 Vdc

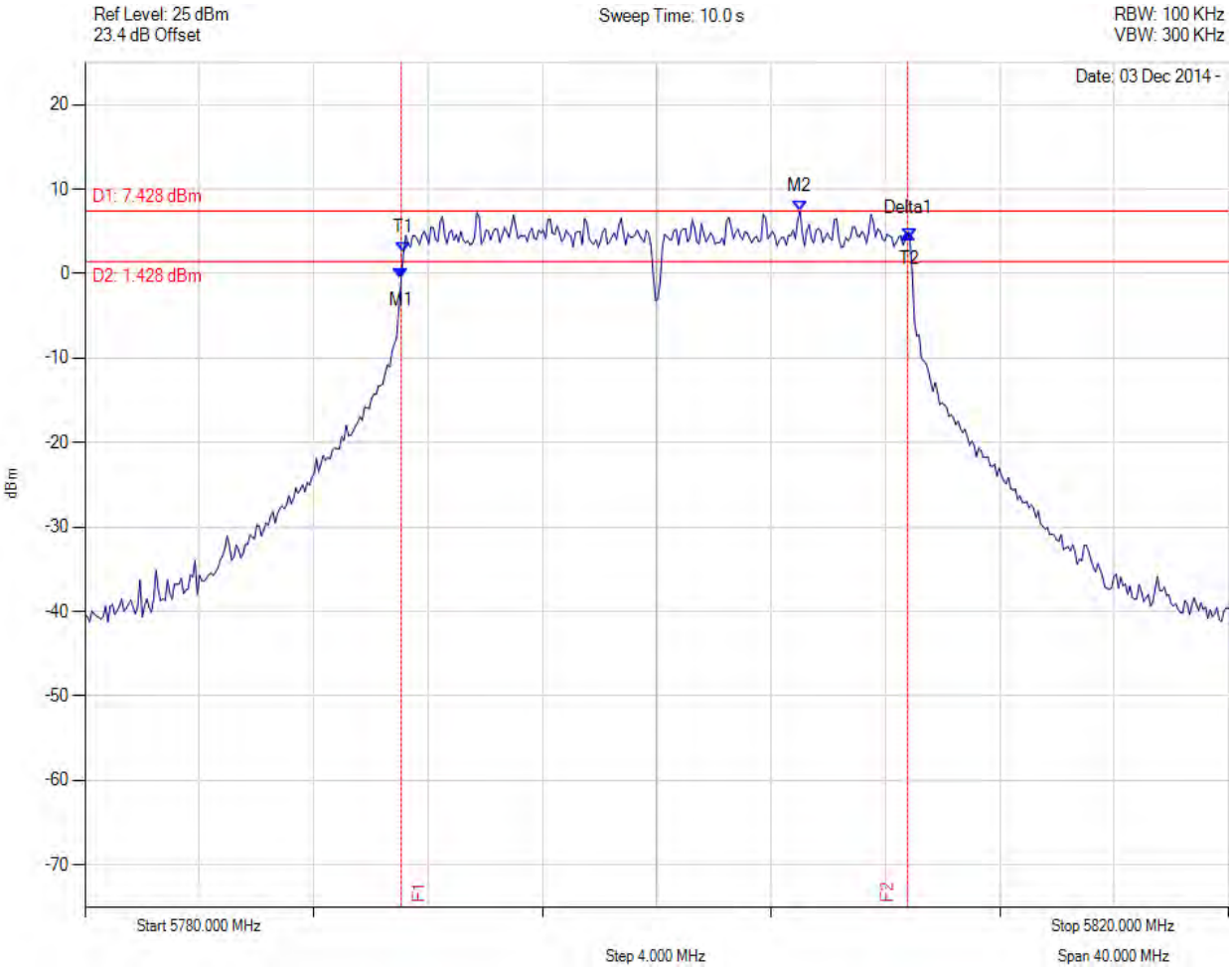

Analyser Setup	Marker:Frequency:Amplitude	Test Results
Detector = MAX PEAK Sweep Count = 0 RF Atten (dB) = 20 Trace Mode = VIEW	M1 : 5791.062 MHz : -0.576 dBm M2 : 5805.010 MHz : 7.428 dBm Delta1 : 17.715 MHz : 5.396 dB T1 : 5791.142 MHz : 2.531 dBm T2 : 5808.858 MHz : 4.162 dBm OBW : 17.715 MHz	Measured 6 dB Bandwidth: 17.715 MHz Limit: ≥500.0 kHz Margin: -17.22 MHz

Back to Matrix

6 dB & 99% BANDWIDTH

Variant: 20 MHz, Channel: 5840.00 MHz, Chain a, Temp: Ambient, Voltage: 55 Vdc

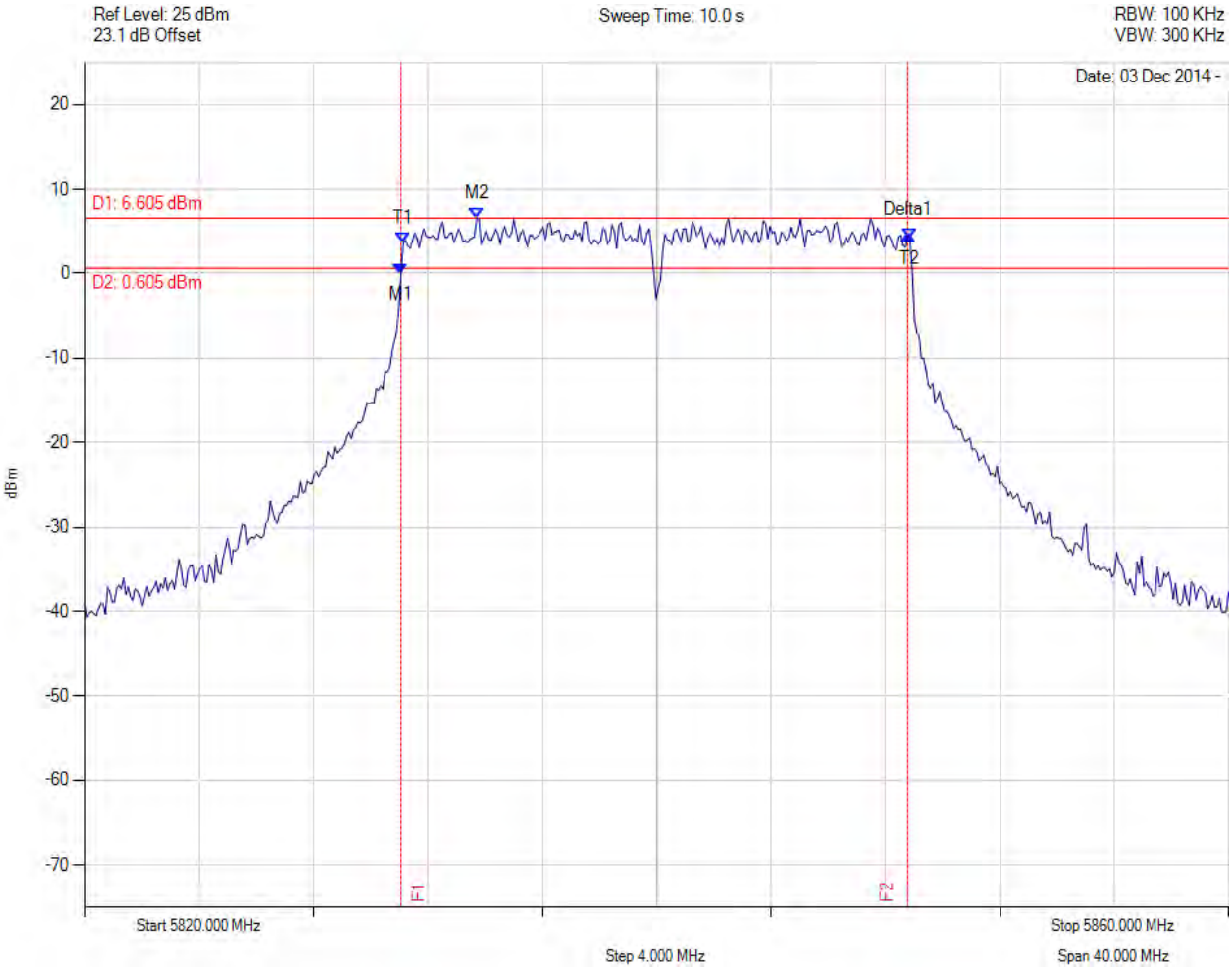

Analyser Setup	Marker:Frequency:Amplitude	Test Results
Detector = MAX PEAK Sweep Count = 0 RF Atten (dB) = 20 Trace Mode = VIEW	M1 : 5831.062 MHz : -0.070 dBm M2 : 5833.707 MHz : 6.605 dBm Delta1 : 17.715 MHz : 4.643 dB T1 : 5831.142 MHz : 3.642 dBm T2 : 5848.858 MHz : 4.174 dBm OBW : 17.715 MHz	Measured 6 dB Bandwidth: 17.715 MHz Limit: ≥500.0 kHz Margin: -17.22 MHz

Back to Matrix

6 dB & 99% BANDWIDTH

Variant: 20 MHz, Channel: 5840.00 MHz, Chain b, Temp: Ambient, Voltage: 55 Vdc

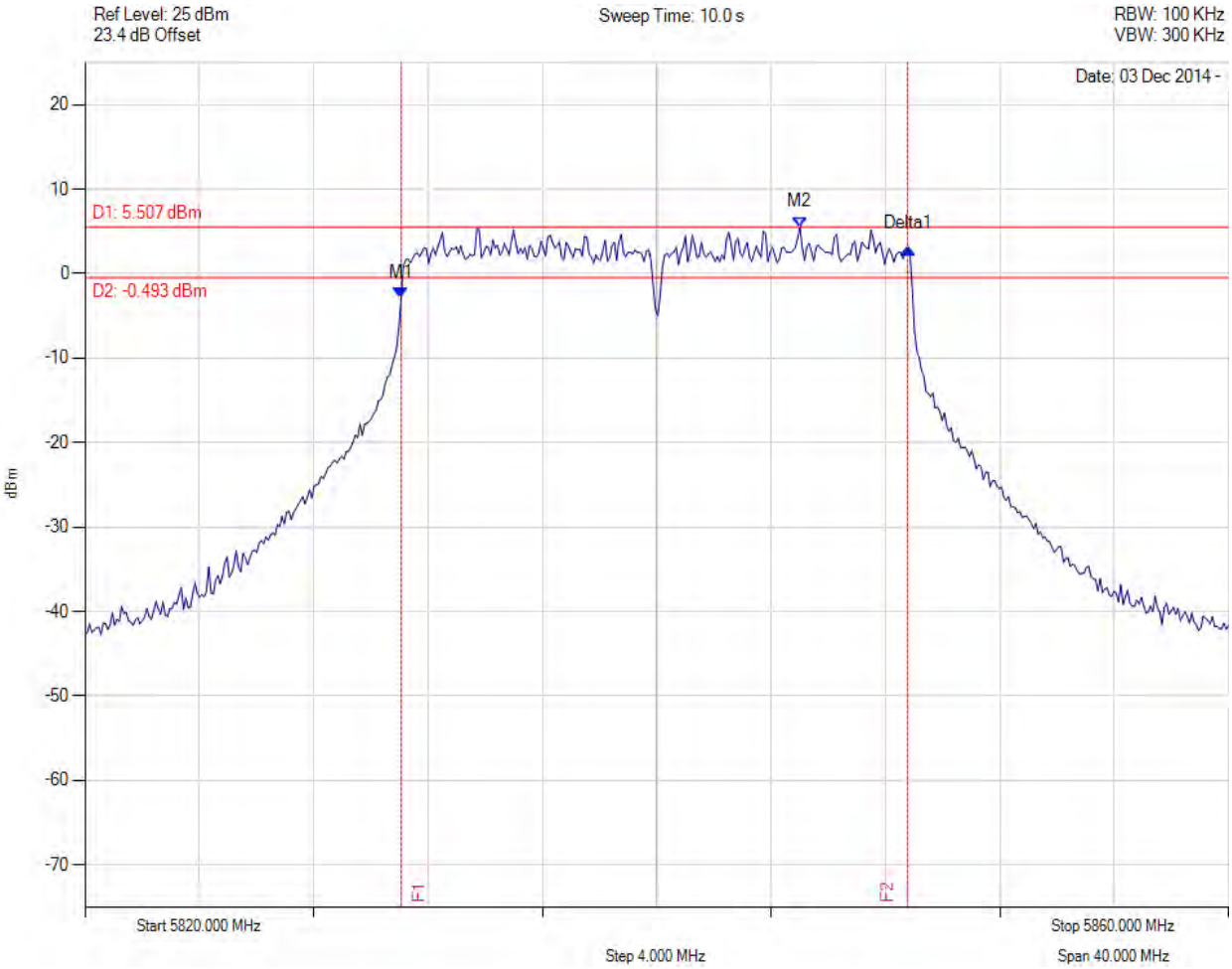

Analyser Setup	Marker:Frequency:Amplitude	Test Results
Detector = MAX PEAK Sweep Count = 0 RF Atten (dB) = 20 Trace Mode = VIEW	M1 : 5831.062 MHz : -2.811 dBm M2 : 5845.010 MHz : 5.507 dBm Delta1 : 17.715 MHz : 5.758 dB T1 : 0 Hz : 500.000 dBm T2 : 0 Hz : 500.000 dBm OBW : 17.715 MHz	Measured 6 dB Bandwidth: 17.715 MHz Limit: ≥500.0 kHz Margin: -17.22 MHz

Back to Matrix

6 dB & 99% BANDWIDTH

Variant: 40 MHz, Channel: 5745.00 MHz, Chain a, Temp: Ambient, Voltage: 55 Vdc

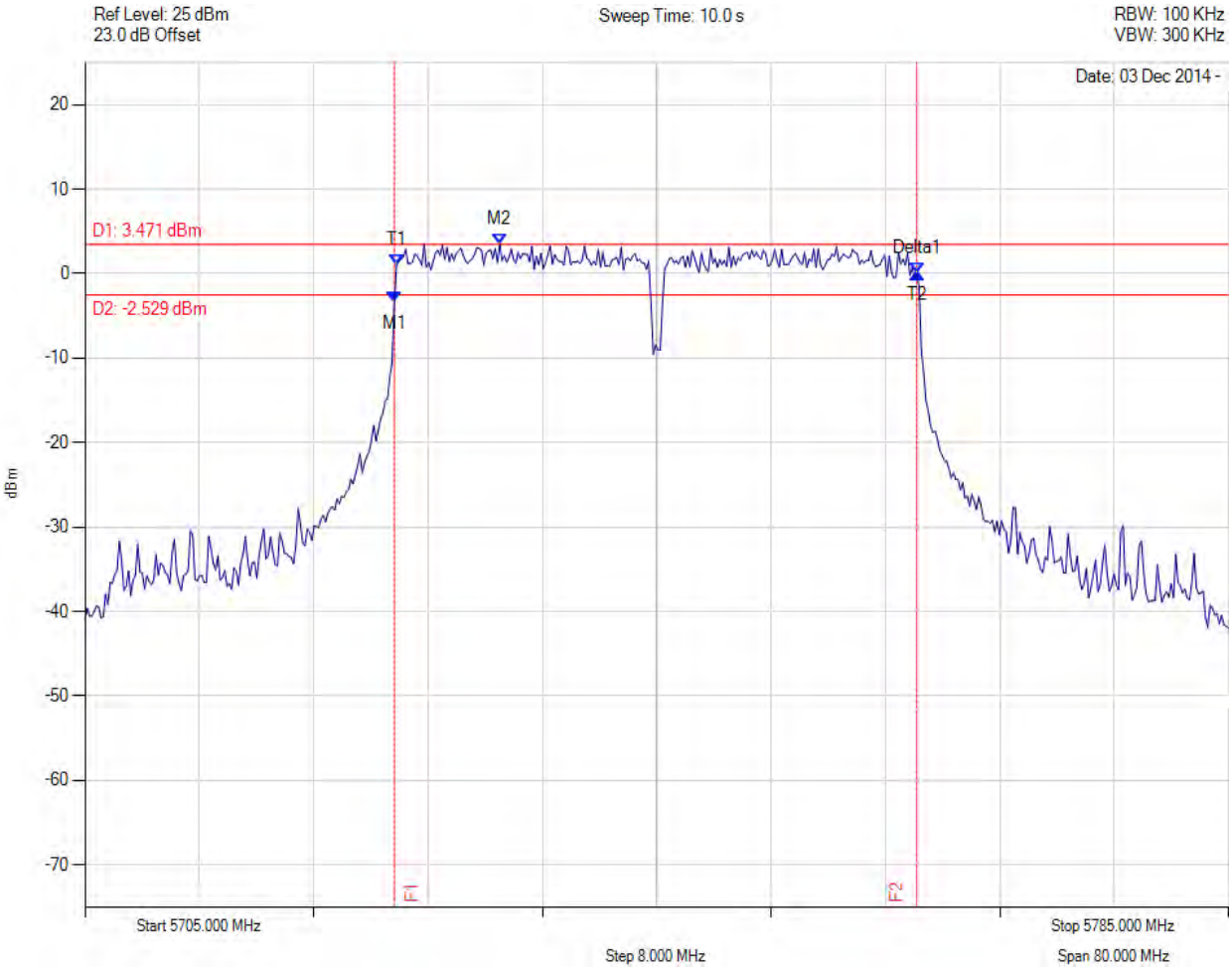

Analyser Setup	Marker:Frequency:Amplitude	Test Results
Detector = MAX PEAK Sweep Count = 0 RF Atten (dB) = 20 Trace Mode = VIEW	M1 : 5726.643 MHz : -3.359 dBm M2 : 5734.018 MHz : 3.471 dBm Delta1 : 36.553 MHz : 3.362 dB T1 : 5726.804 MHz : 1.020 dBm T2 : 5763.196 MHz : 0.003 dBm OBW : 36.393 MHz	Measured 6 dB Bandwidth: 36.553 MHz Limit: ≥500.0 kHz Margin: -36.05 MHz

Back to Matrix

6 dB & 99% BANDWIDTH

Variant: 40 MHz, Channel: 5745.00 MHz, Chain b, Temp: Ambient, Voltage: 55 Vdc

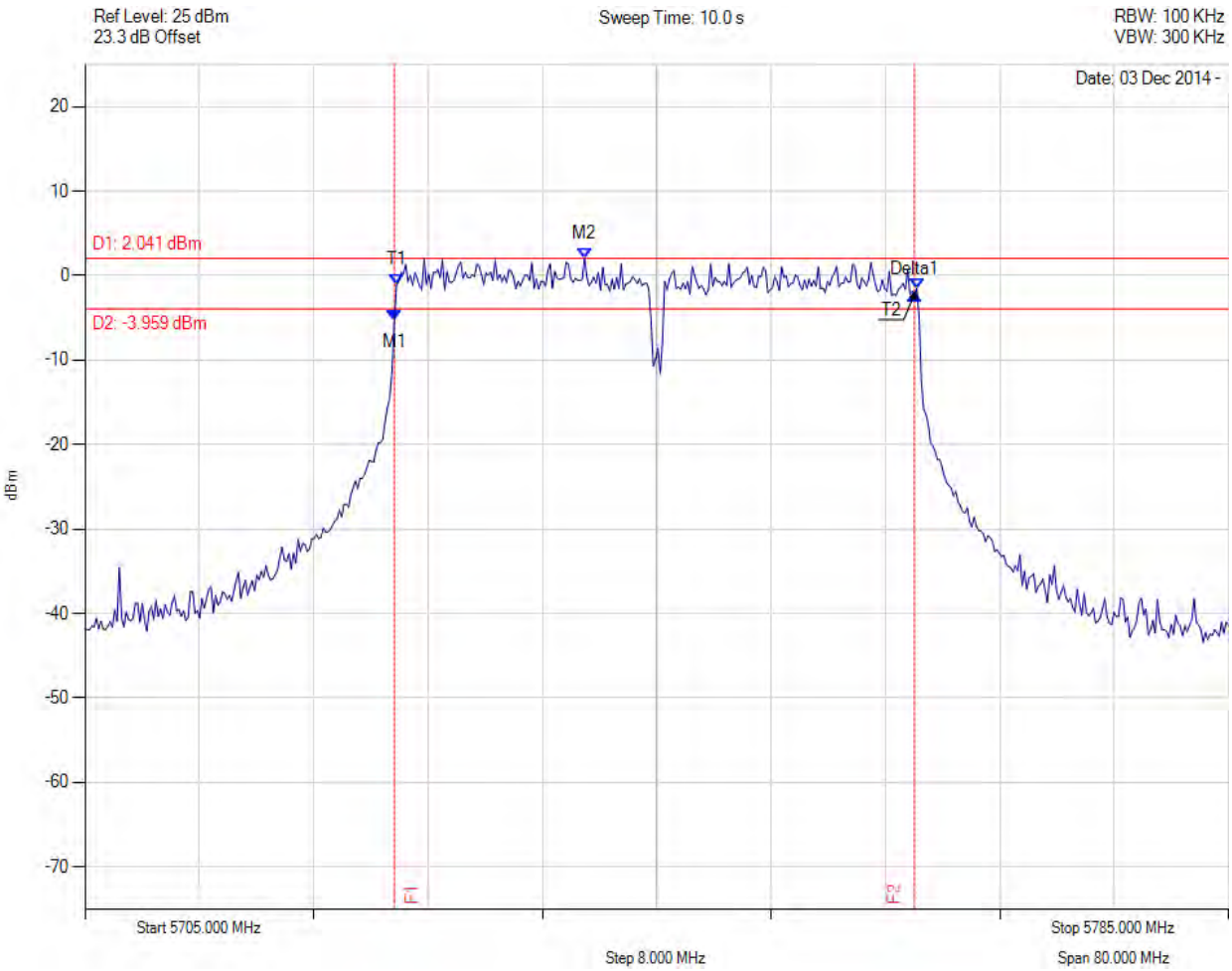

Analyser Setup	Marker:Frequency:Amplitude	Test Results
Detector = MAX PEAK Sweep Count = 0 RF Atten (dB) = 20 Trace Mode = VIEW	M1 : 5726.643 MHz : -5.323 dBm M2 : 5739.950 MHz : 2.041 dBm Delta1 : 36.393 MHz : 3.051 dB T1 : 5726.804 MHz : -1.012 dBm T2 : 5763.196 MHz : -1.546 dBm OBW : 36.393 MHz	Measured 6 dB Bandwidth: 36.393 MHz Limit: ≥500.0 kHz Margin: -35.89 MHz

Back to Matrix

6 dB & 99% BANDWIDTH

Variant: 40 MHz, Channel: 5800.00 MHz, Chain a, Temp: Ambient, Voltage: 55 Vdc

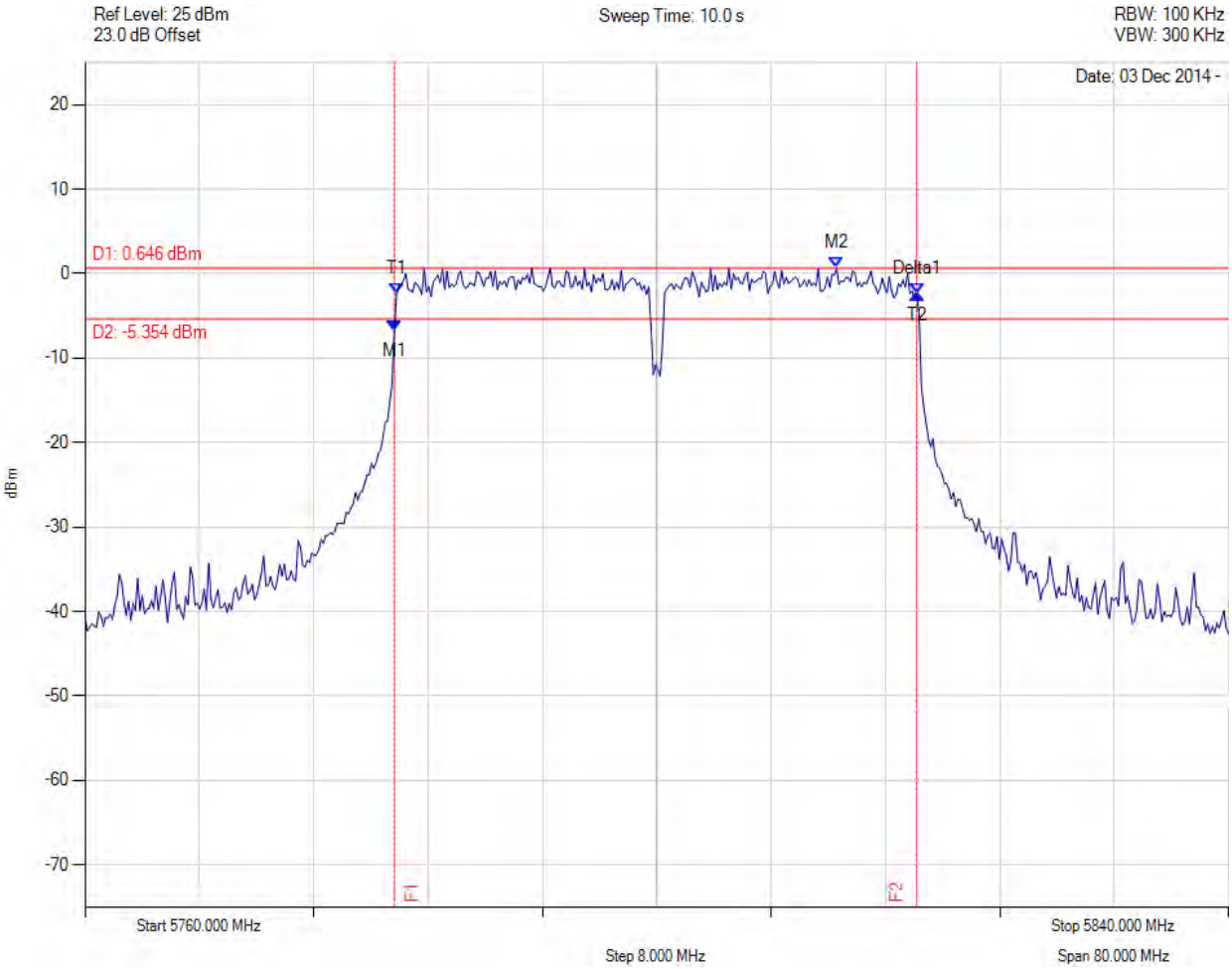

Analyser Setup	Marker:Frequency:Amplitude	Test Results
Detector = MAX PEAK Sweep Count = 0 RF Atten (dB) = 20 Trace Mode = VIEW	M1 : 5781.643 MHz : -6.696 dBm M2 : 5812.585 MHz : 0.646 dBm Delta1 : 36.553 MHz : 4.240 dB T1 : 5781.804 MHz : -2.323 dBm T2 : 5818.196 MHz : -2.456 dBm OBW : 36.393 MHz	Measured 6 dB Bandwidth: 36.553 MHz Limit: ≥500.0 kHz Margin: -36.05 MHz

Back to Matrix

6 dB & 99% BANDWIDTH

Variant: 40 MHz, Channel: 5800.00 MHz, Chain b, Temp: Ambient, Voltage: 55 Vdc

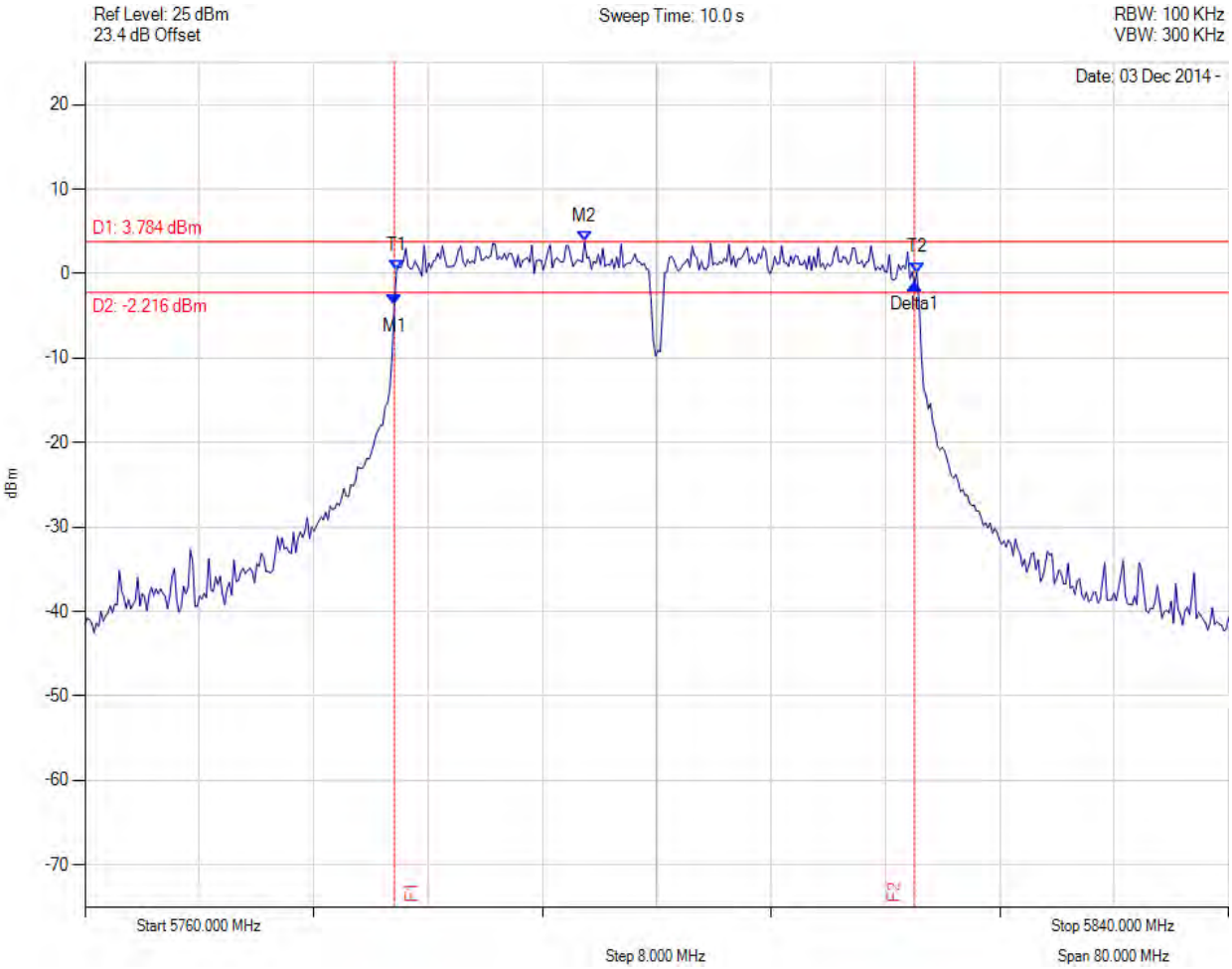

Analyser Setup	Marker:Frequency:Amplitude	Test Results
Detector = MAX PEAK Sweep Count = 0 RF Atten (dB) = 20 Trace Mode = VIEW	M1 : 5781.643 MHz : -3.694 dBm M2 : 5794.950 MHz : 3.784 dBm Delta1 : 36.393 MHz : 2.508 dB T1 : 5781.804 MHz : 0.386 dBm T2 : 5818.196 MHz : 0.131 dBm OBW : 36.393 MHz	Measured 6 dB Bandwidth: 36.393 MHz Limit: ≥500.0 kHz Margin: -35.89 MHz

Back to Matrix

6 dB & 99% BANDWIDTH

Variant: 40 MHz, Channel: 5830.00 MHz, Chain a, Temp: Ambient, Voltage: 55 Vdc

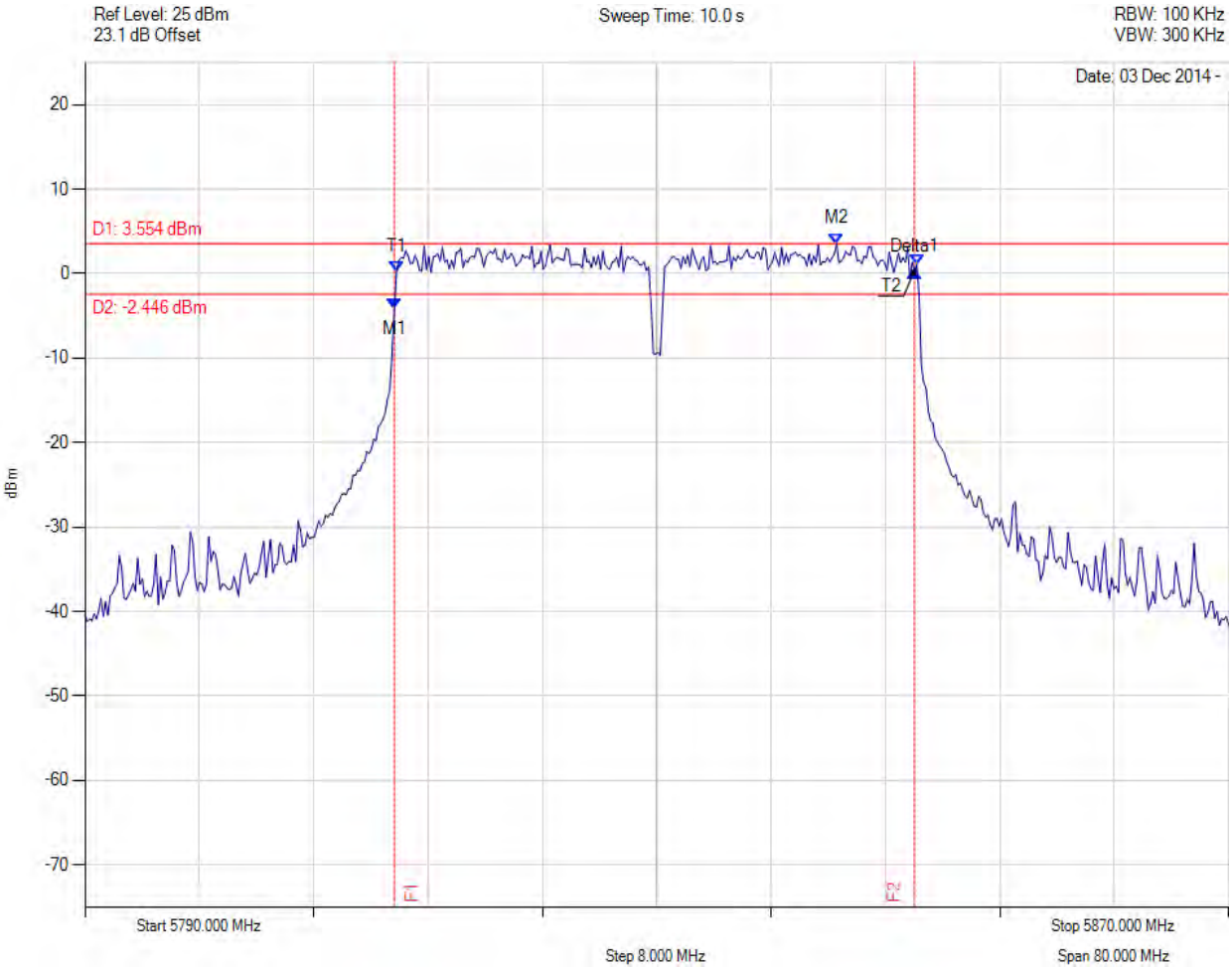

Analyser Setup	Marker:Frequency:Amplitude	Test Results
Detector = MAX PEAK Sweep Count = 0 RF Atten (dB) = 20 Trace Mode = VIEW	M1 : 5811.643 MHz : -4.103 dBm M2 : 5842.585 MHz : 3.554 dBm Delta1 : 36.393 MHz : 4.391 dB T1 : 5811.804 MHz : 0.272 dBm T2 : 5848.196 MHz : 1.032 dBm OBW : 36.393 MHz	Measured 6 dB Bandwidth: 36.393 MHz Limit: ≥500.0 kHz Margin: -35.89 MHz

Back to Matrix

6 dB & 99% BANDWIDTH

Variant: 40 MHz, Channel: 5830.00 MHz, Chain b, Temp: Ambient, Voltage: 55 Vdc

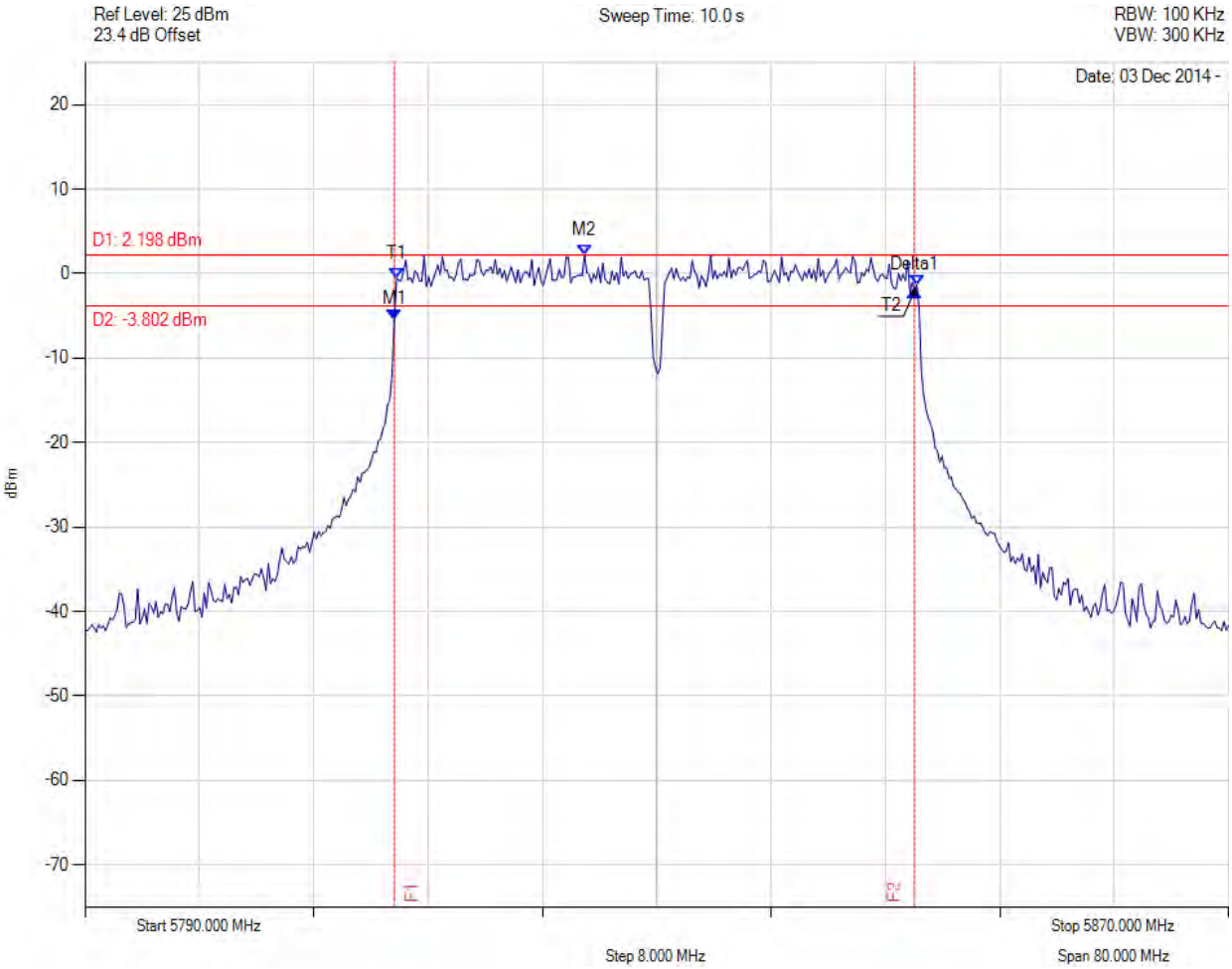

Analyser Setup	Marker:Frequency:Amplitude	Test Results
Detector = MAX PEAK Sweep Count = 0 RF Atten (dB) = 20 Trace Mode = VIEW	M1 : 5811.643 MHz : -5.407 dBm M2 : 5824.950 MHz : 2.198 dBm Delta1 : 36.393 MHz : 3.427 dB T1 : 5811.804 MHz : -0.530 dBm T2 : 5848.196 MHz : -1.361 dBm OBW : 36.393 MHz	Measured 6 dB Bandwidth: 36.393 MHz Limit: ≥500.0 kHz Margin: -35.89 MHz

Back to Matrix

6 dB & 99% BANDWIDTH

Variant: 80 MHz, Channel: 5765.00 MHz, Chain a, Temp: Ambient, Voltage: 55 Vdc

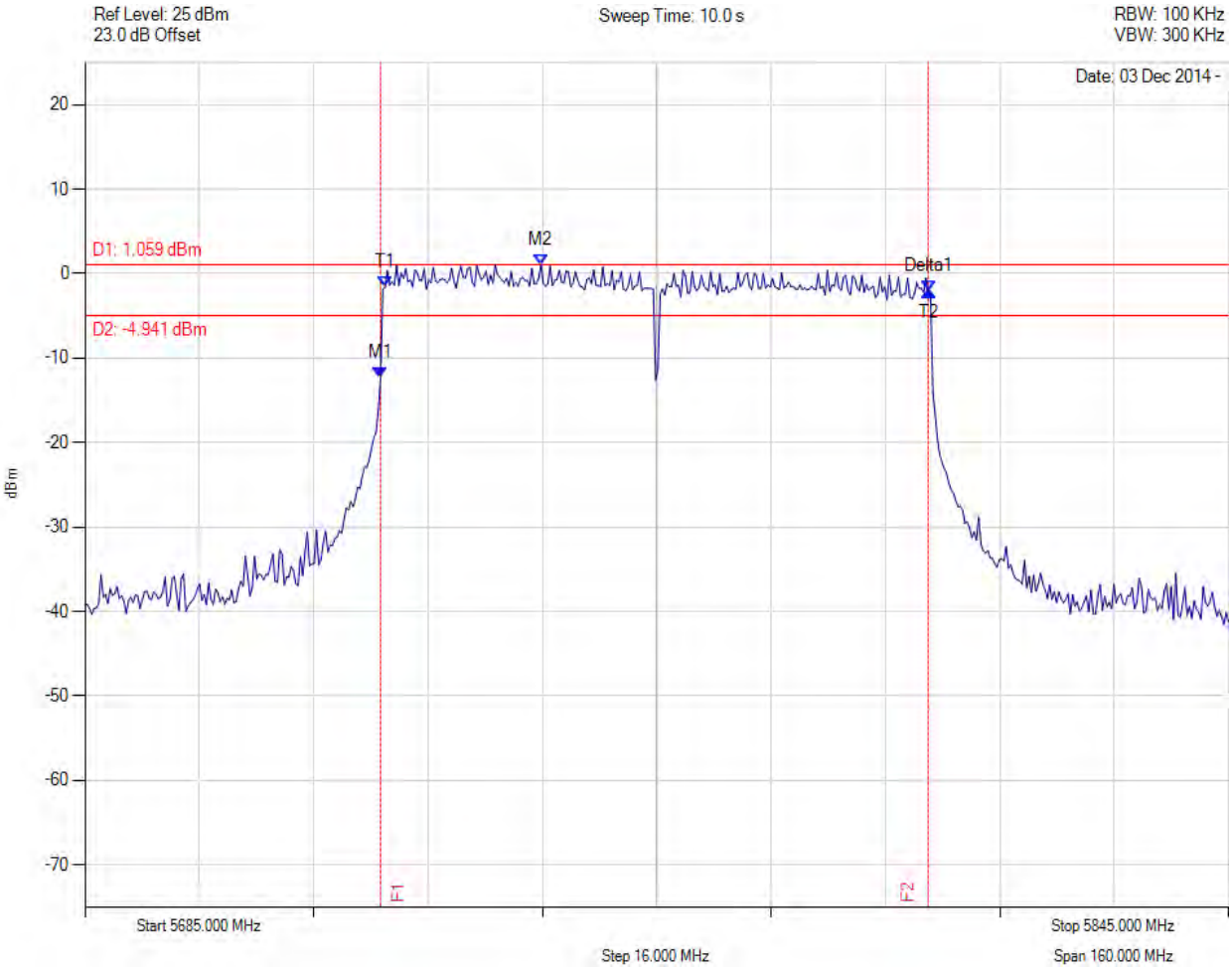

Analyser Setup	Marker:Frequency:Amplitude	Test Results
Detector = MAX PEAK Sweep Count = 0 RF Atten (dB) = 20 Trace Mode = VIEW	M1 : 5726.363 MHz : -12.388 dBm M2 : 5748.808 MHz : 1.059 dBm Delta1 : 76.633 MHz : 10.323 dB T1 : 5727.004 MHz : -1.575 dBm T2 : 5802.996 MHz : -2.065 dBm OBW : 75.992 MHz	Measured 6 dB Bandwidth: 76.633 MHz Limit: ≥500.0 kHz Margin: -76.13 MHz

Back to Matrix

6 dB & 99% BANDWIDTH

Variant: 80 MHz, Channel: 5765.00 MHz, Chain b, Temp: Ambient, Voltage: 55 Vdc

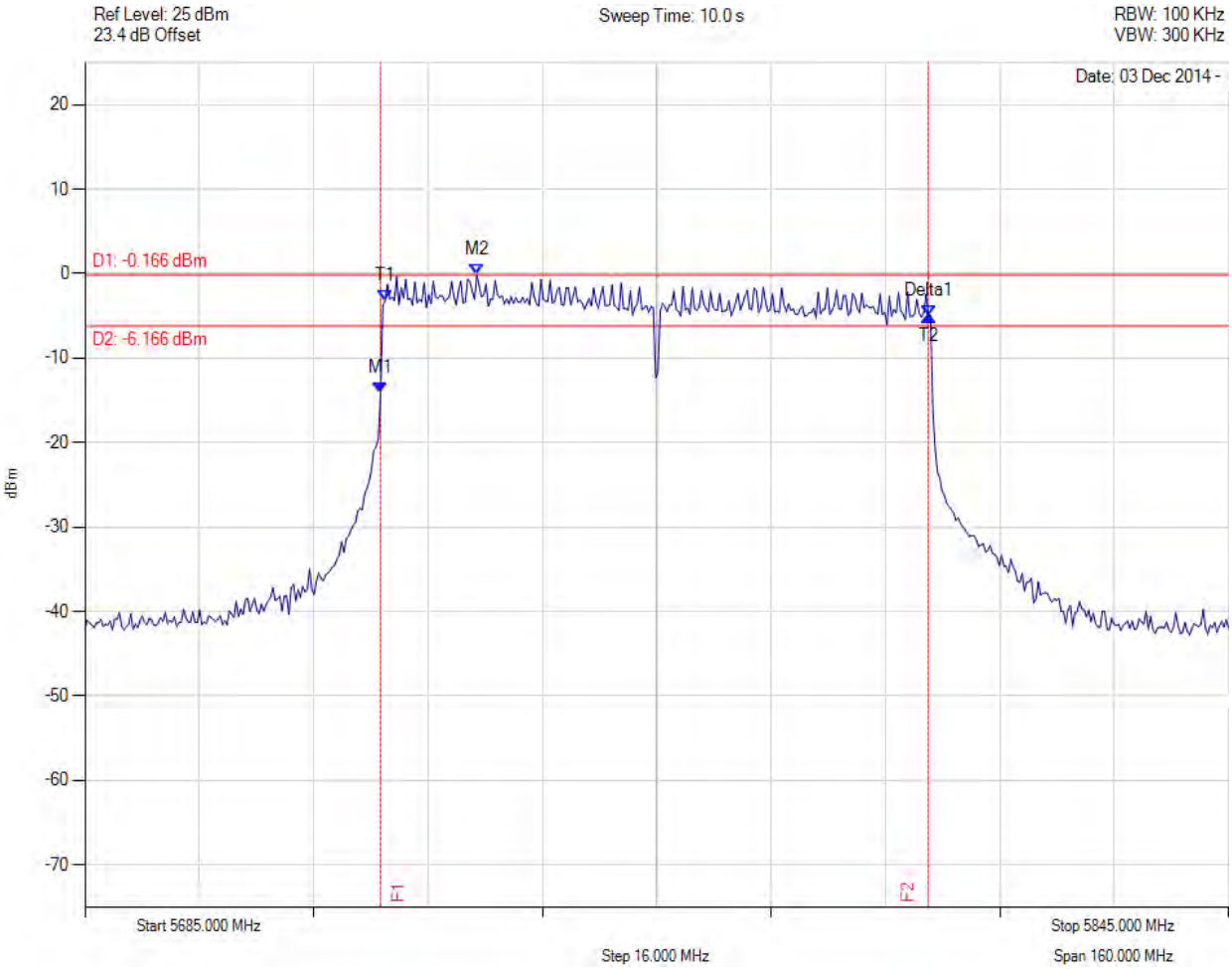

Analyser Setup	Marker:Frequency:Amplitude	Test Results
Detector = MAX PEAK Sweep Count = 0 RF Atten (dB) = 20 Trace Mode = VIEW	M1 : 5726.363 MHz : -14.117 dBm M2 : 5739.830 MHz : -0.166 dBm Delta1 : 76.633 MHz : 9.166 dB T1 : 5727.004 MHz : -3.241 dBm T2 : 5802.996 MHz : -4.951 dBm OBW : 75.992 MHz	Measured 6 dB Bandwidth: 76.633 MHz Limit: ≥500.0 kHz Margin: -76.13 MHz

Back to Matrix

6 dB & 99% BANDWIDTH

Variant: 80 MHz, Channel: 5810.00 MHz, Chain a, Temp: Ambient, Voltage: 55 Vdc

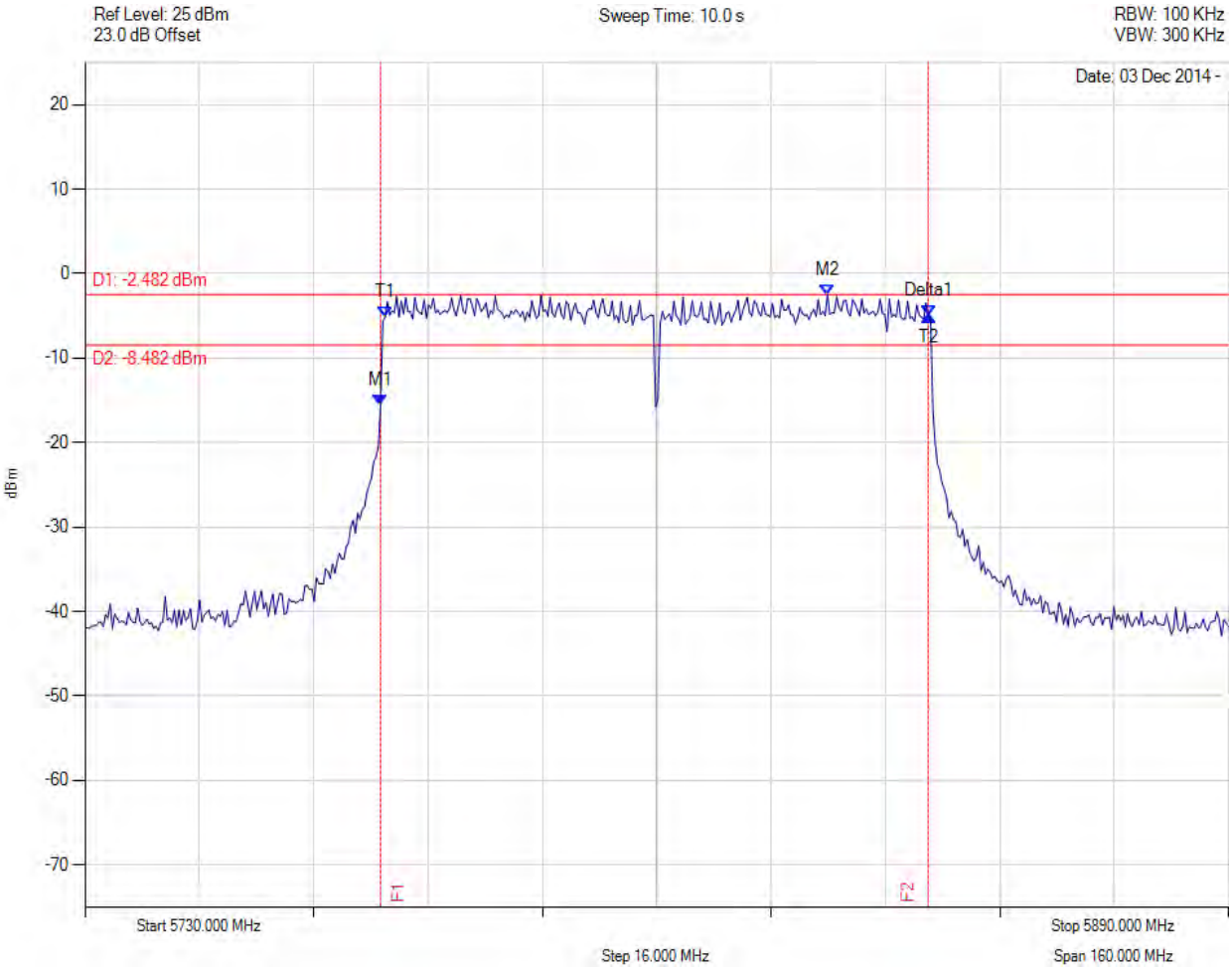

Analyser Setup	Marker:Frequency:Amplitude	Test Results
Detector = MAX PEAK Sweep Count = 0 RF Atten (dB) = 20 Trace Mode = VIEW	M1 : 5771.363 MHz : -15.547 dBm M2 : 5833.888 MHz : -2.482 dBm Delta1 : 76.633 MHz : 10.492 dB T1 : 5772.004 MHz : -5.122 dBm T2 : 5847.996 MHz : -5.055 dBm OBW : 75.992 MHz	Measured 6 dB Bandwidth: 76.633 MHz Limit: ≥500.0 kHz Margin: -76.13 MHz

Back to Matrix

6 dB & 99% BANDWIDTH

Variant: 80 MHz, Channel: 5810.00 MHz, Chain b, Temp: Ambient, Voltage: 55 Vdc

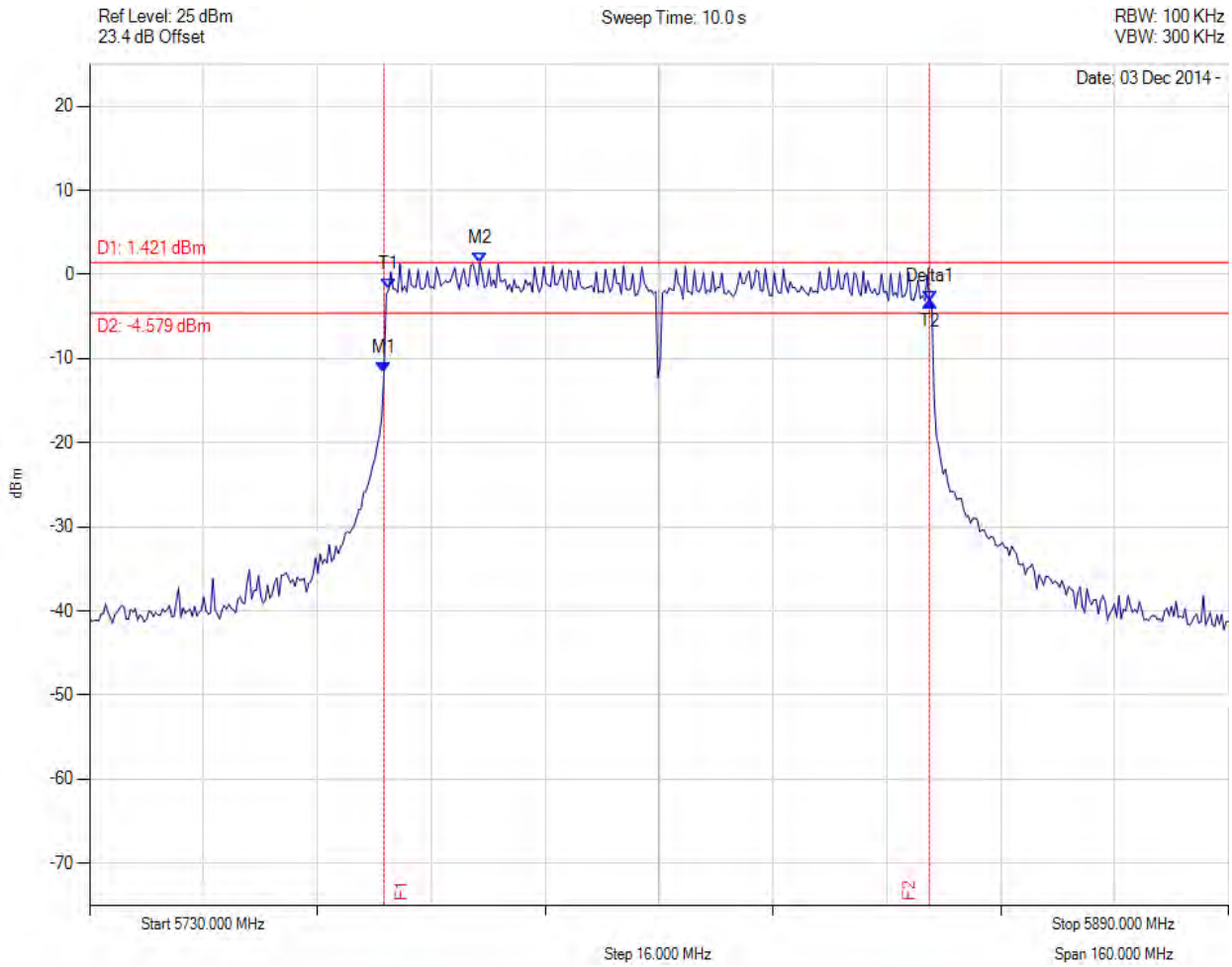

Analyser Setup	Marker:Frequency:Amplitude	Test Results
Detector = MAX PEAK Sweep Count = 0 RF Atten (dB) = 20 Trace Mode = VIEW	M1 : 5771.363 MHz : -11.636 dBm M2 : 5784.830 MHz : 1.421 dBm Delta1 : 76.633 MHz : 8.473 dB T1 : 5772.004 MHz : -1.801 dBm T2 : 5847.996 MHz : -3.163 dBm OBW : 75.992 MHz	Measured 6 dB Bandwidth: 76.633 MHz Limit: ≥500.0 kHz Margin: -76.13 MHz

Back to Matrix

A.1.2. Peak Output Power

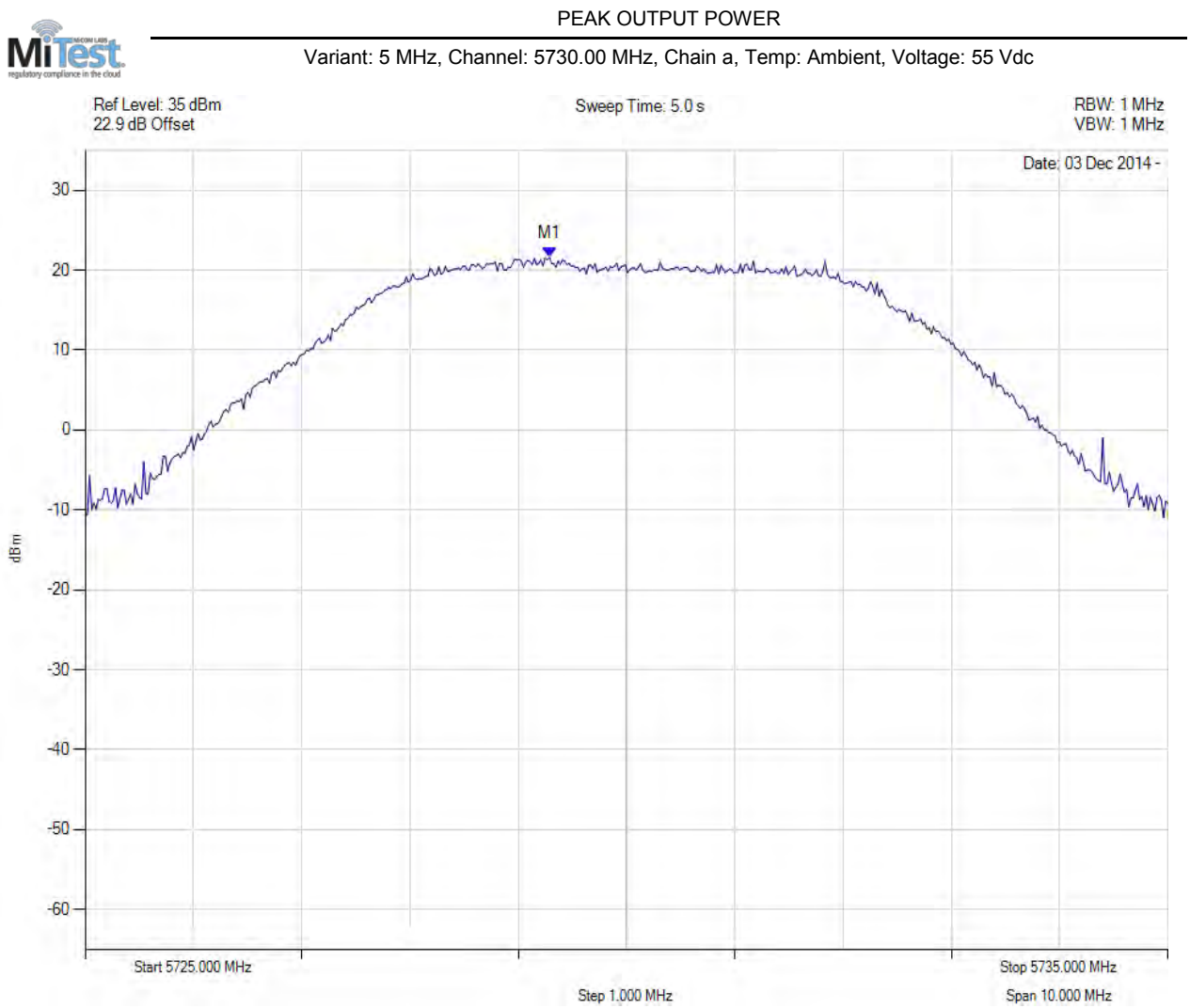

Analyser Setup	Marker:Frequency:Amplitude	Test Results
Detector = MAX PEAK Sweep Count = 0 RF Atten (dB) = 30 Trace Mode = CLR/WRITE	M1 : 5729.289 MHz : 21.592 dBm	Channel Power: 27.22 dBm Limit: 30.00 dBm Margin: -2.78 dB

Back to Matrix

PEAK OUTPUT POWER

Variant: 5 MHz, Channel: 5730.00 MHz, Chain b, Temp: Ambient, Voltage: 55 Vdc

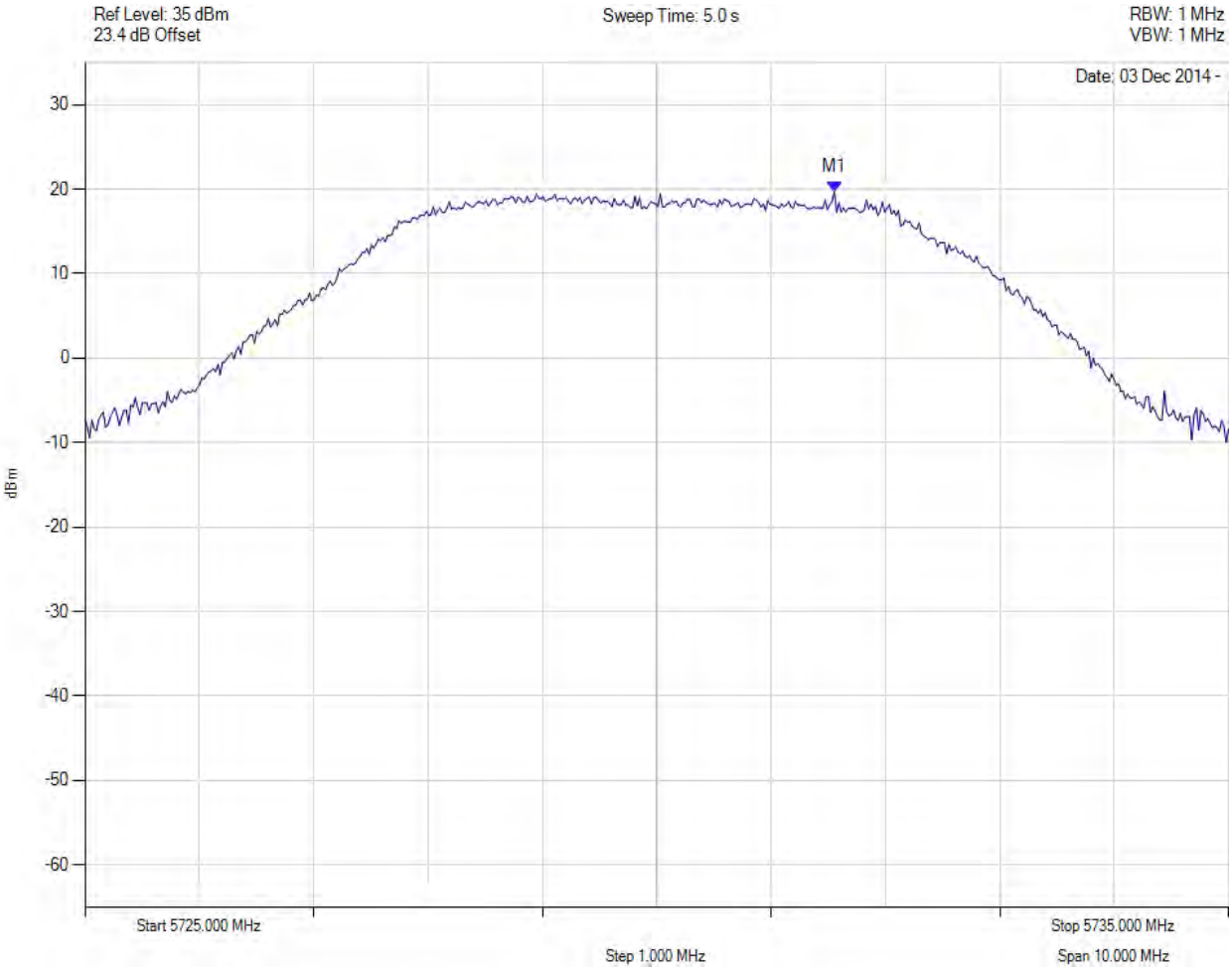

Analyser Setup	Marker:Frequency:Amplitude	Test Results
Detector = MAX PEAK Sweep Count = 0 RF Atten (dB) = 30 Trace Mode = CLR/WRITE	M1 : 5731.553 MHz : 19.718 dBm	Channel Power: 25.34 dBm Limit: 30.00 dBm Margin: -4.66 dB

Back to Matrix

PEAK OUTPUT POWER

Variant: 5 MHz, Channel: 5800.00 MHz, Chain a, Temp: Ambient, Voltage: 55 Vdc

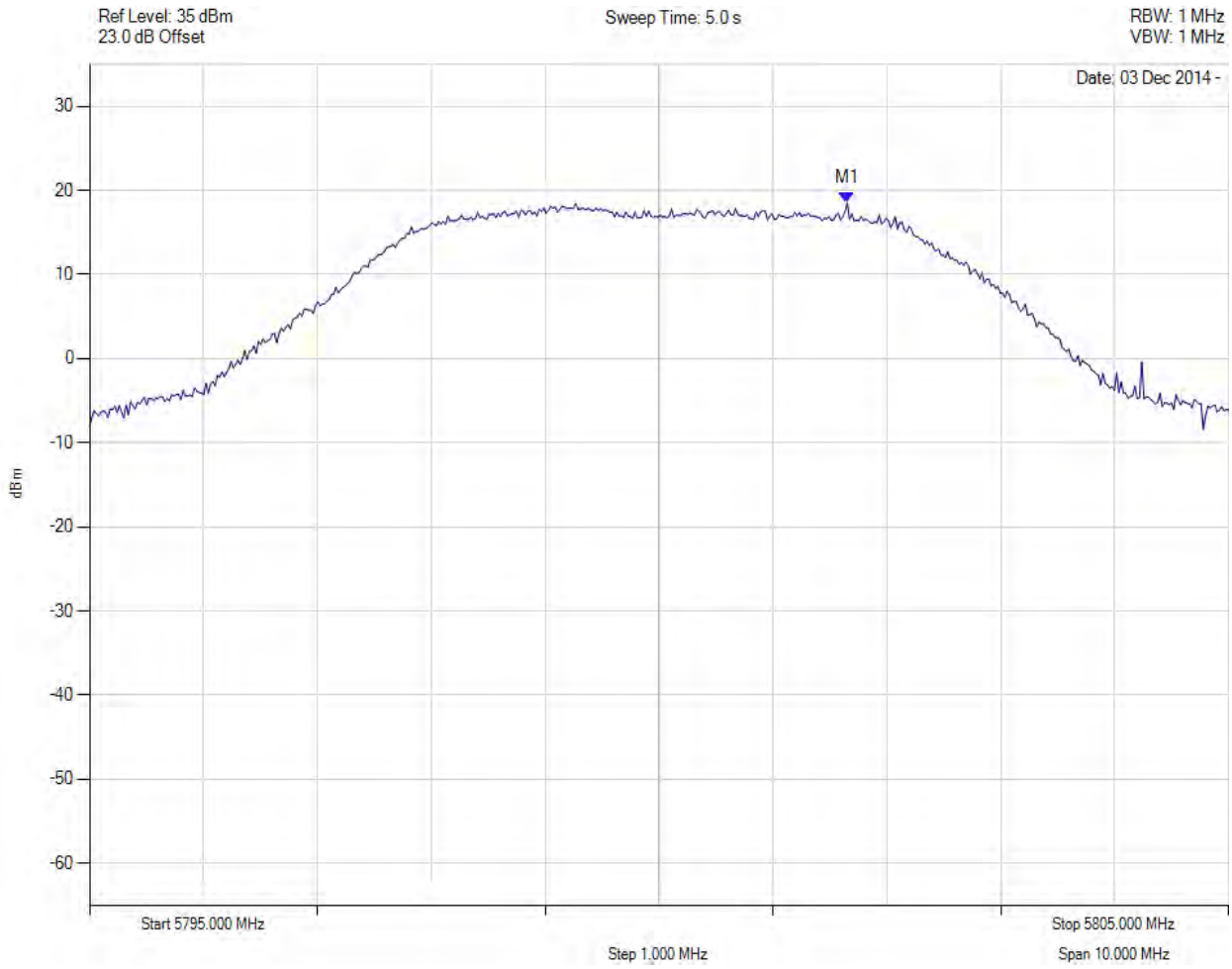

Analyser Setup	Marker:Frequency:Amplitude	Test Results
Detector = MAX PEAK Sweep Count = 0 RF Atten (dB) = 30 Trace Mode = CLR/WRITE	M1 : 5801.653 MHz : 18.490 dBm	Channel Power: 24.86 dBm Limit: 30.00 dBm Margin: -5.14 dB

Back to Matrix

PEAK OUTPUT POWER

Variant: 5 MHz, Channel: 5800.00 MHz, Chain b, Temp: Ambient, Voltage: 55 Vdc

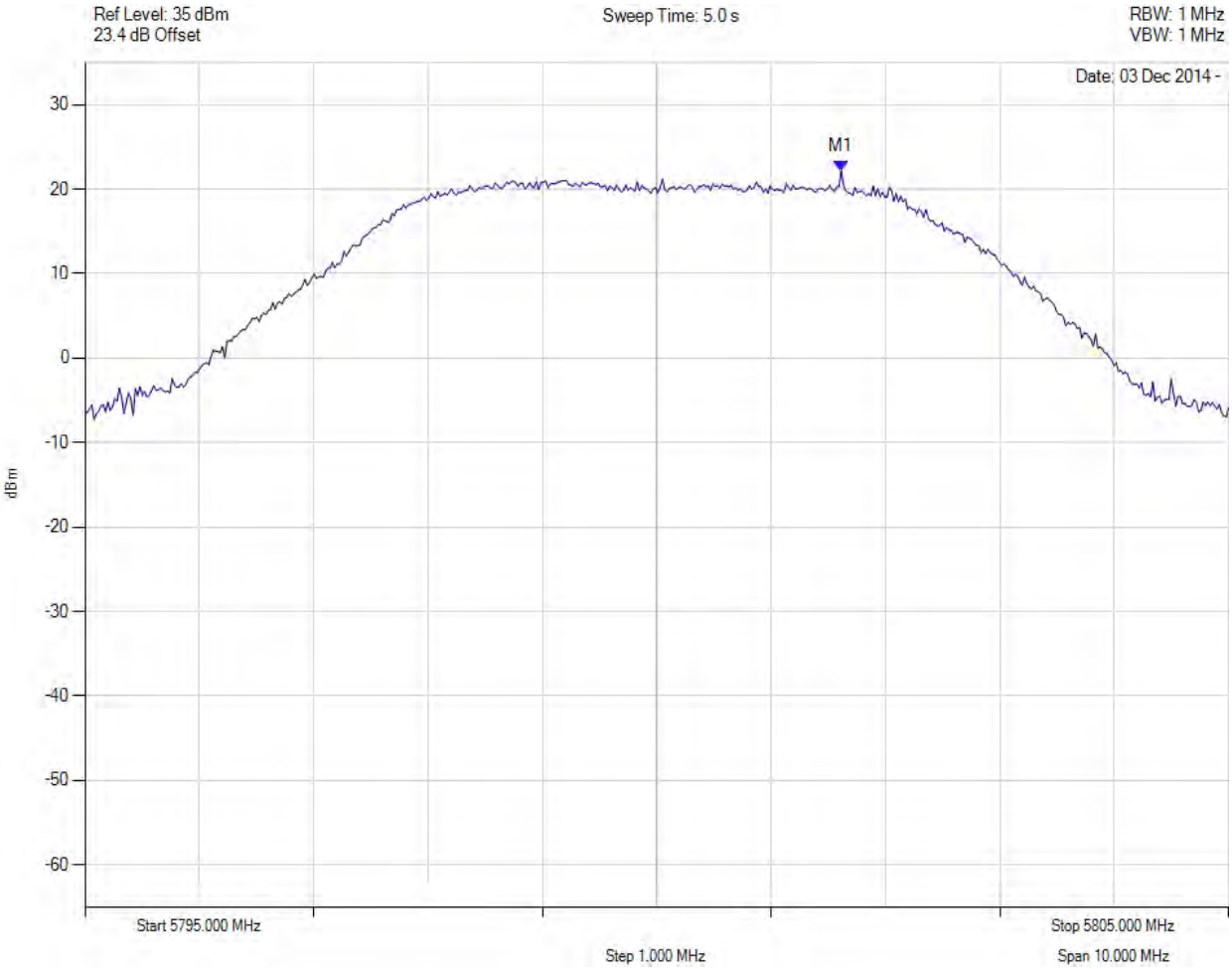

Analyser Setup	Marker:Frequency:Amplitude	Test Results
Detector = MAX PEAK Sweep Count = 0 RF Atten (dB) = 30 Trace Mode = CLR/WRITE	M1 : 5801.613 MHz : 22.157 dBm	Channel Power: 27.23 dBm Limit: 30.00 dBm Margin: -2.77 dB

Back to Matrix

PEAK OUTPUT POWER

Variant: 5 MHz, Channel: 5845.00 MHz, Chain a, Temp: Ambient, Voltage: 55 Vdc

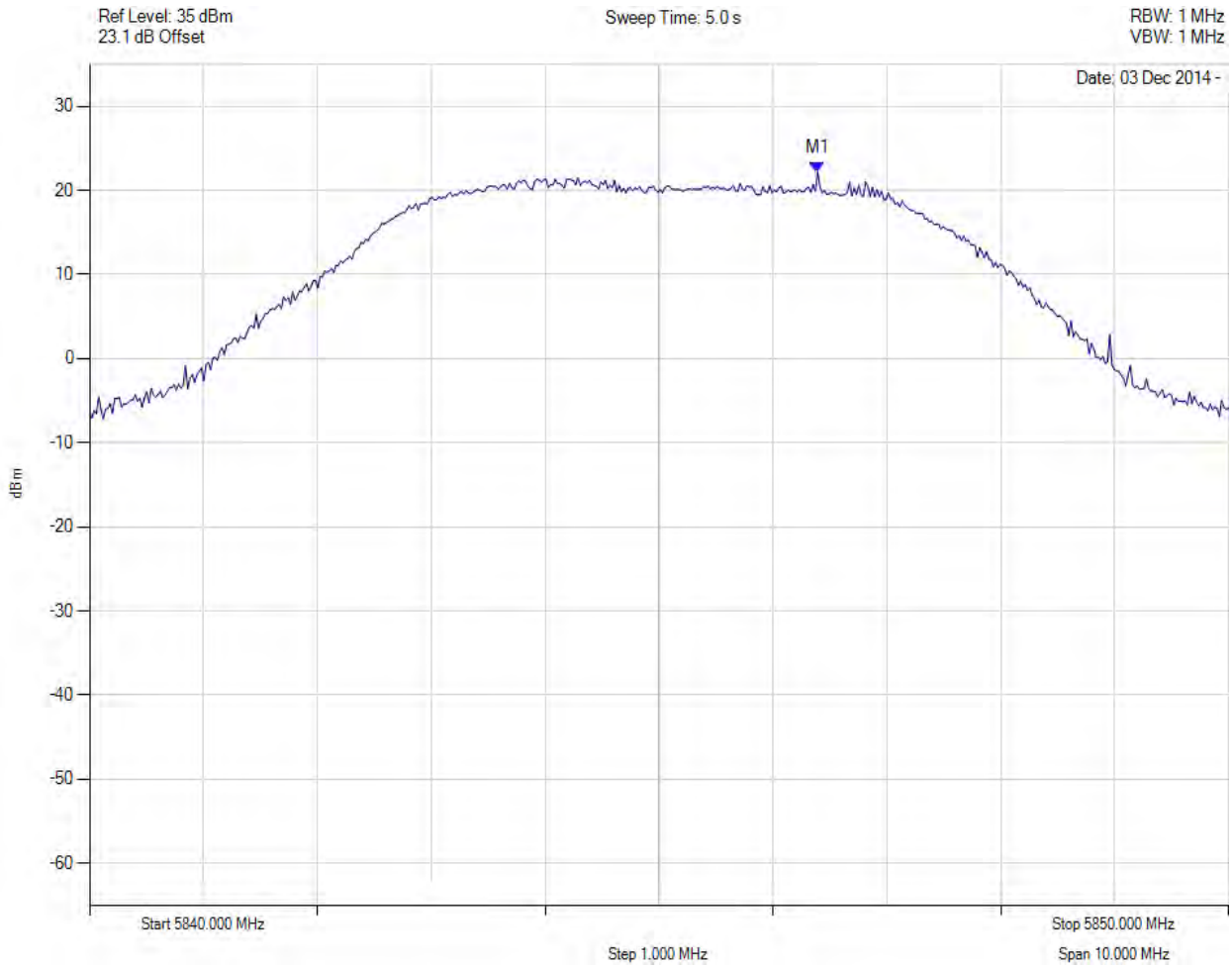

Analyser Setup	Marker:Frequency:Amplitude	Test Results
Detector = MAX PEAK Sweep Count = 0 RF Atten (dB) = 30 Trace Mode = CLR/WRITE	M1 : 5846.393 MHz : 22.167 dBm	Channel Power: 27.26 dBm Limit: 30.00 dBm Margin: -2.74 dB

Back to Matrix

PEAK OUTPUT POWER

Variant: 5 MHz, Channel: 5845.00 MHz, Chain b, Temp: Ambient, Voltage: 55 Vdc

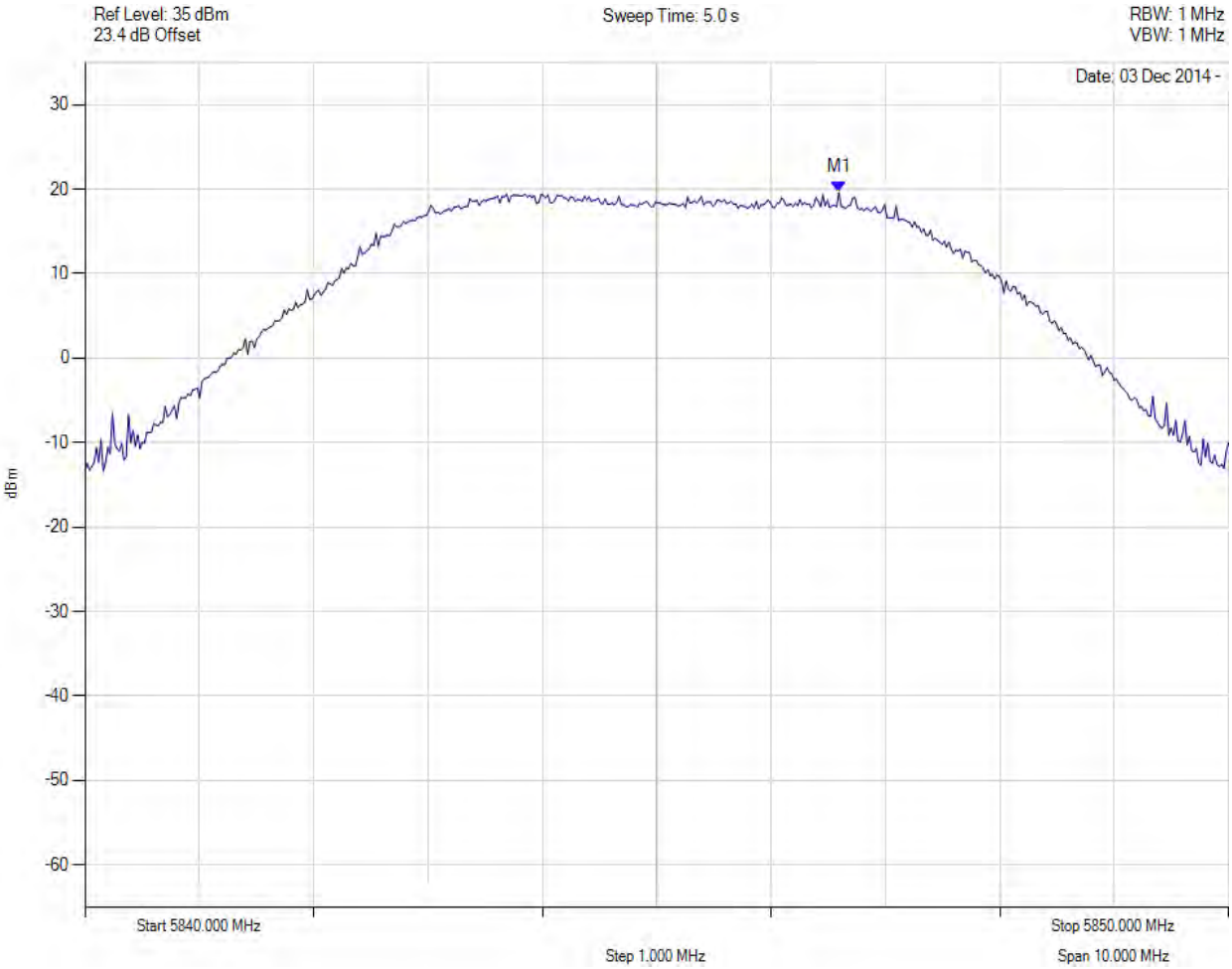

Analyser Setup	Marker:Frequency:Amplitude	Test Results
Detector = MAX PEAK Sweep Count = 0 RF Atten (dB) = 30 Trace Mode = CLR/WRITE	M1 : 5846.593 MHz : 19.617 dBm	Channel Power: 25.43 dBm Limit: 30.00 dBm Margin: -4.57 dB

Back to Matrix

PEAK OUTPUT POWER

Variant: 10 MHz, Channel: 5731.00 MHz, Chain a, Temp: Ambient, Voltage: 55 Vdc

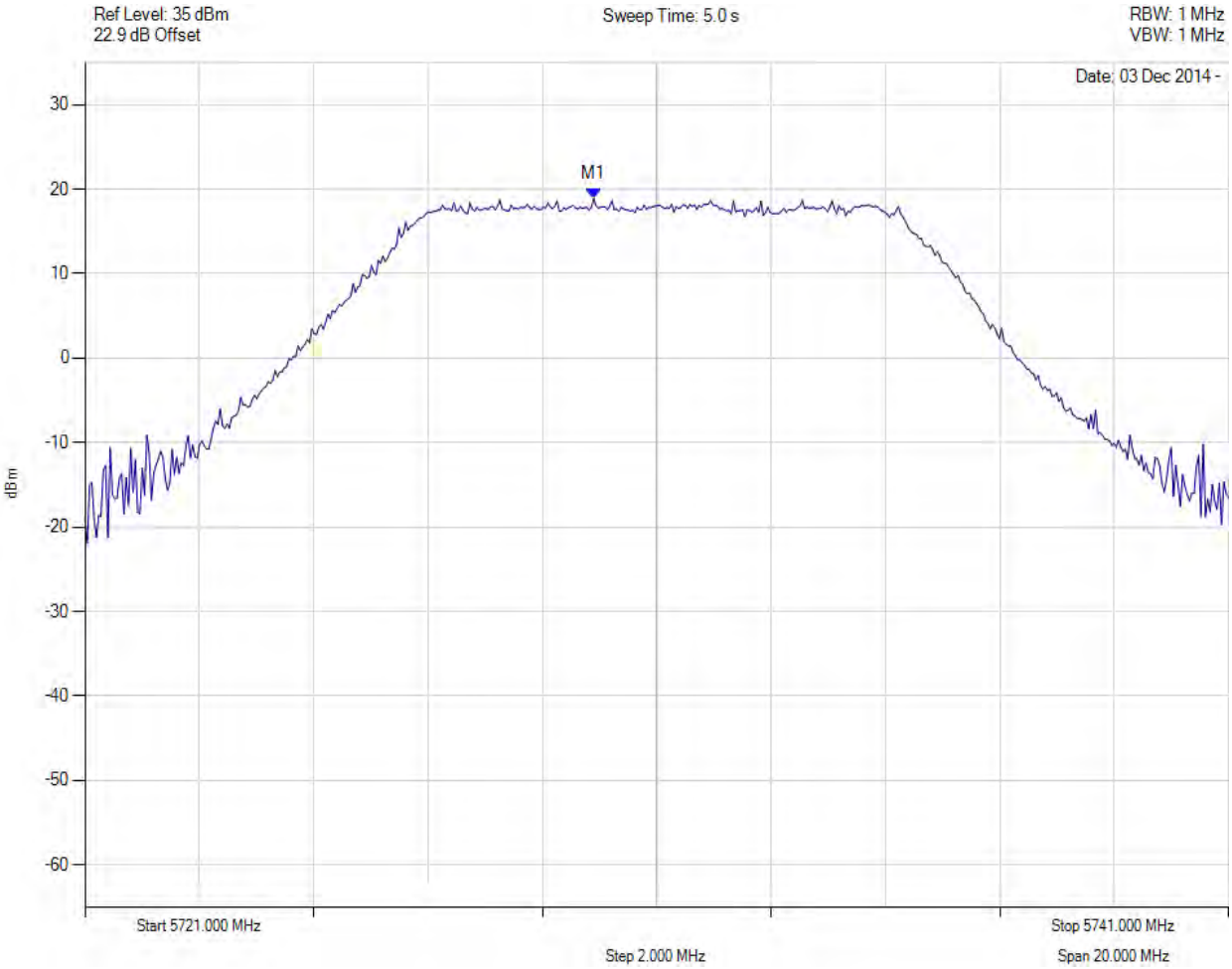

Analyser Setup	Marker:Frequency:Amplitude	Test Results
Detector = MAX PEAK Sweep Count = 0 RF Atten (dB) = 30 Trace Mode = CLR/WRITE	M1 : 5729.898 MHz : 18.879 dBm	Channel Power: 26.79 dBm Limit: 30.00 dBm Margin: -3.21 dB

Back to Matrix

PEAK OUTPUT POWER

Variant: 10 MHz, Channel: 5731.00 MHz, Chain b, Temp: Ambient, Voltage: 55 Vdc

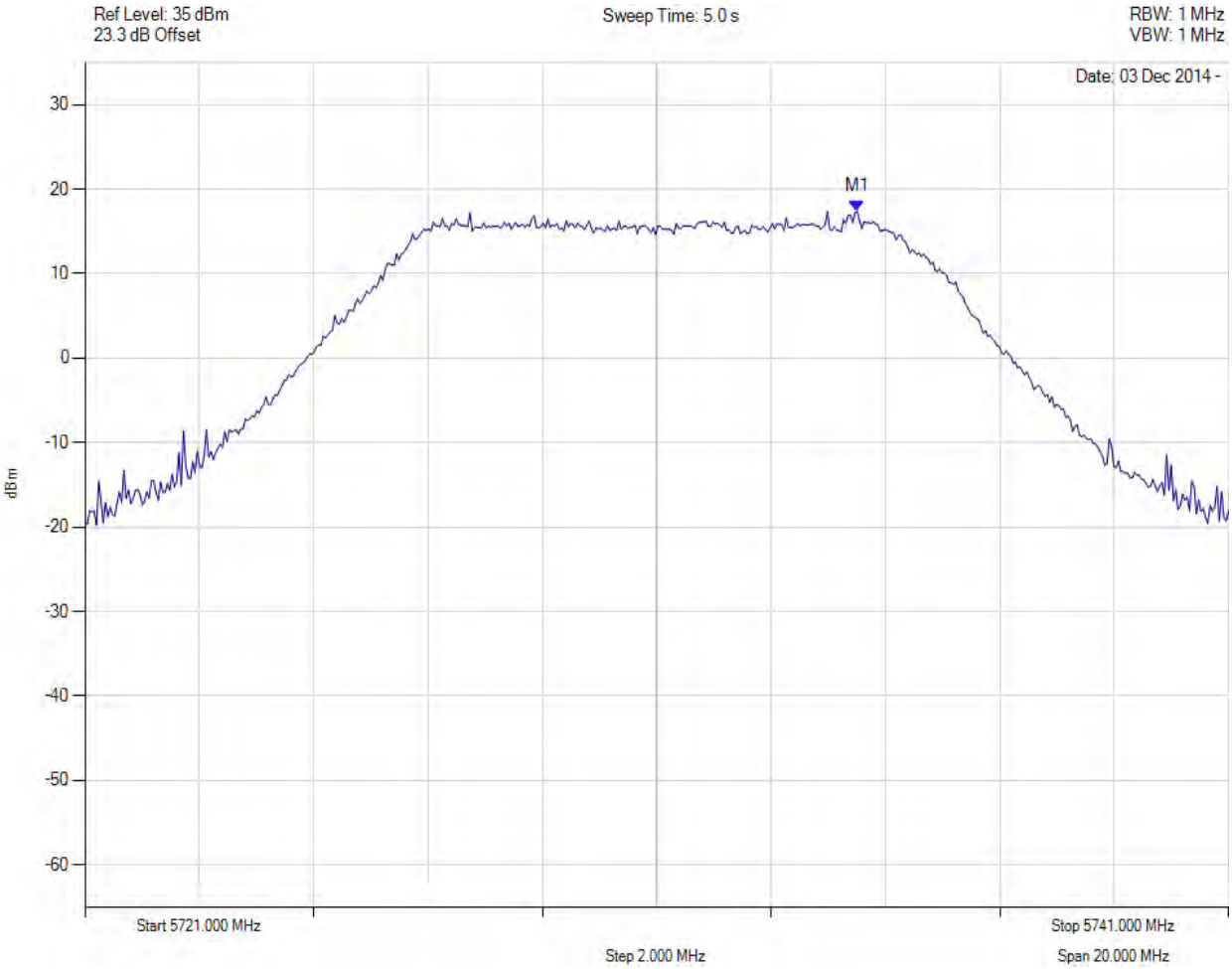

Analyser Setup	Marker:Frequency:Amplitude	Test Results
Detector = MAX PEAK Sweep Count = 0 RF Atten (dB) = 30 Trace Mode = CLR/WRITE	M1 : 5734.507 MHz : 17.369 dBm	Channel Power: 25.68 dBm Limit: 30.00 dBm Margin: -4.32 dB

Back to Matrix

PEAK OUTPUT POWER

Variant: 10 MHz, Channel: 5800.00 MHz, Chain a, Temp: Ambient, Voltage: 55 Vdc

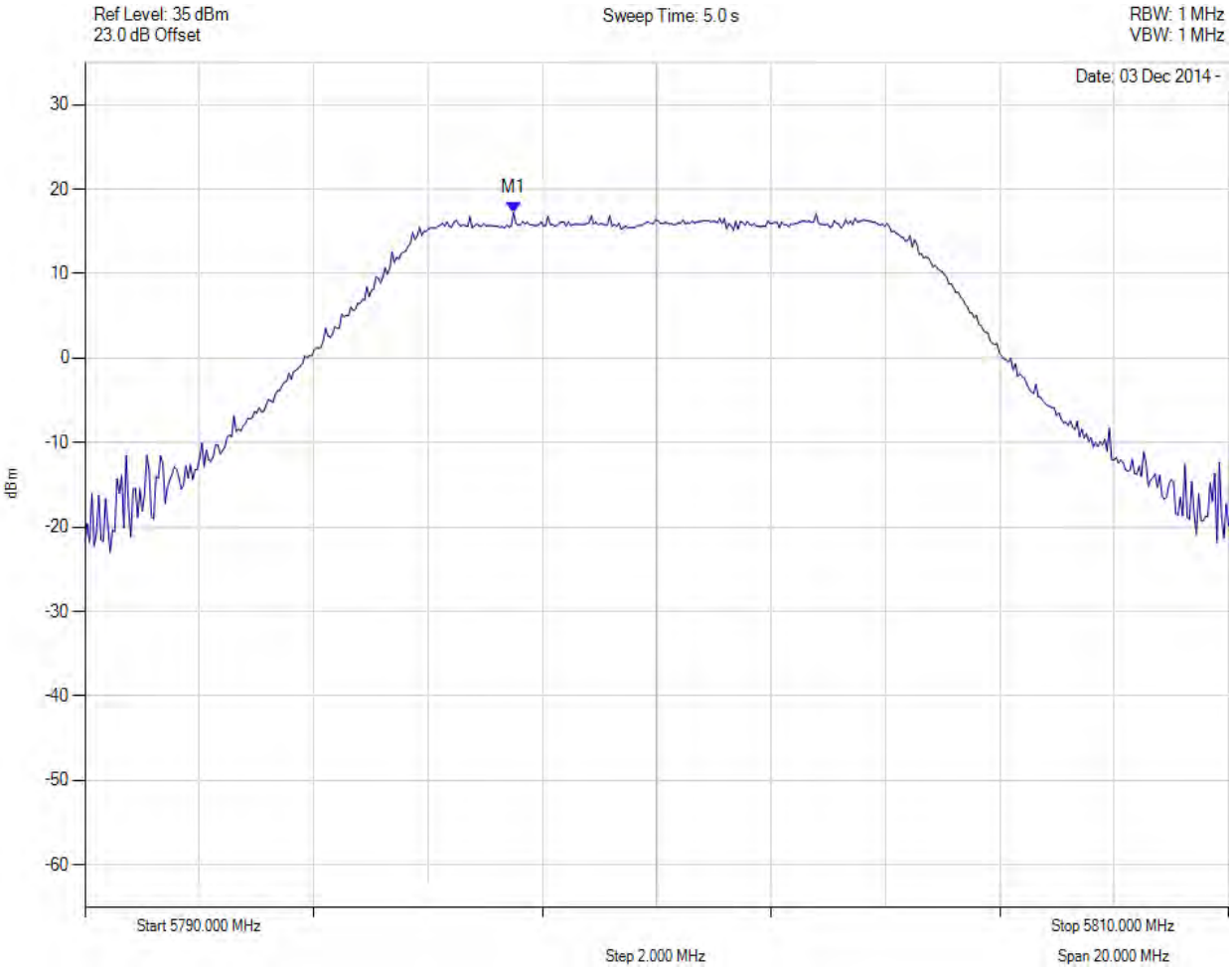

Analyser Setup	Marker:Frequency:Amplitude	Test Results
Detector = MAX PEAK Sweep Count = 0 RF Atten (dB) = 30 Trace Mode = CLR/WRITE	M1 : 5797.495 MHz : 17.245 dBm	Channel Power: 24.94 dBm Limit: 30.00 dBm Margin: -5.06 dB

Back to Matrix

PEAK OUTPUT POWER

Variant: 10 MHz, Channel: 5800.00 MHz, Chain b, Temp: Ambient, Voltage: 55 Vdc

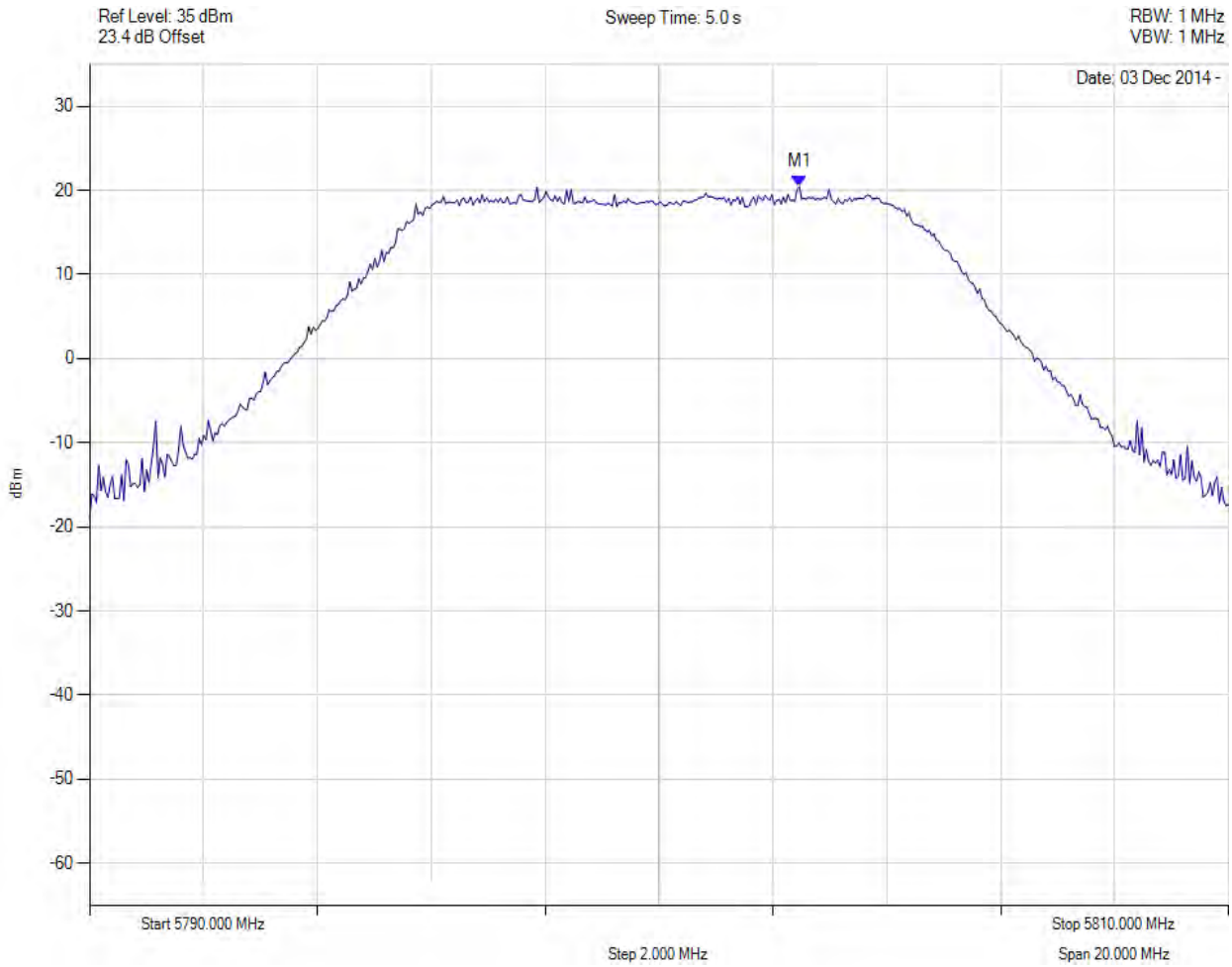

Analyser Setup	Marker:Frequency:Amplitude	Test Results
Detector = MAX PEAK Sweep Count = 0 RF Atten (dB) = 30 Trace Mode = CLR/WRITE	M1 : 5802.465 MHz : 20.418 dBm	Channel Power: 27.88 dBm Limit: 30.00 dBm Margin: -2.12 dB

Back to Matrix

PEAK OUTPUT POWER

Variant: 10 MHz, Channel: 5844.00 MHz, Chain a, Temp: Ambient, Voltage: 55 Vdc

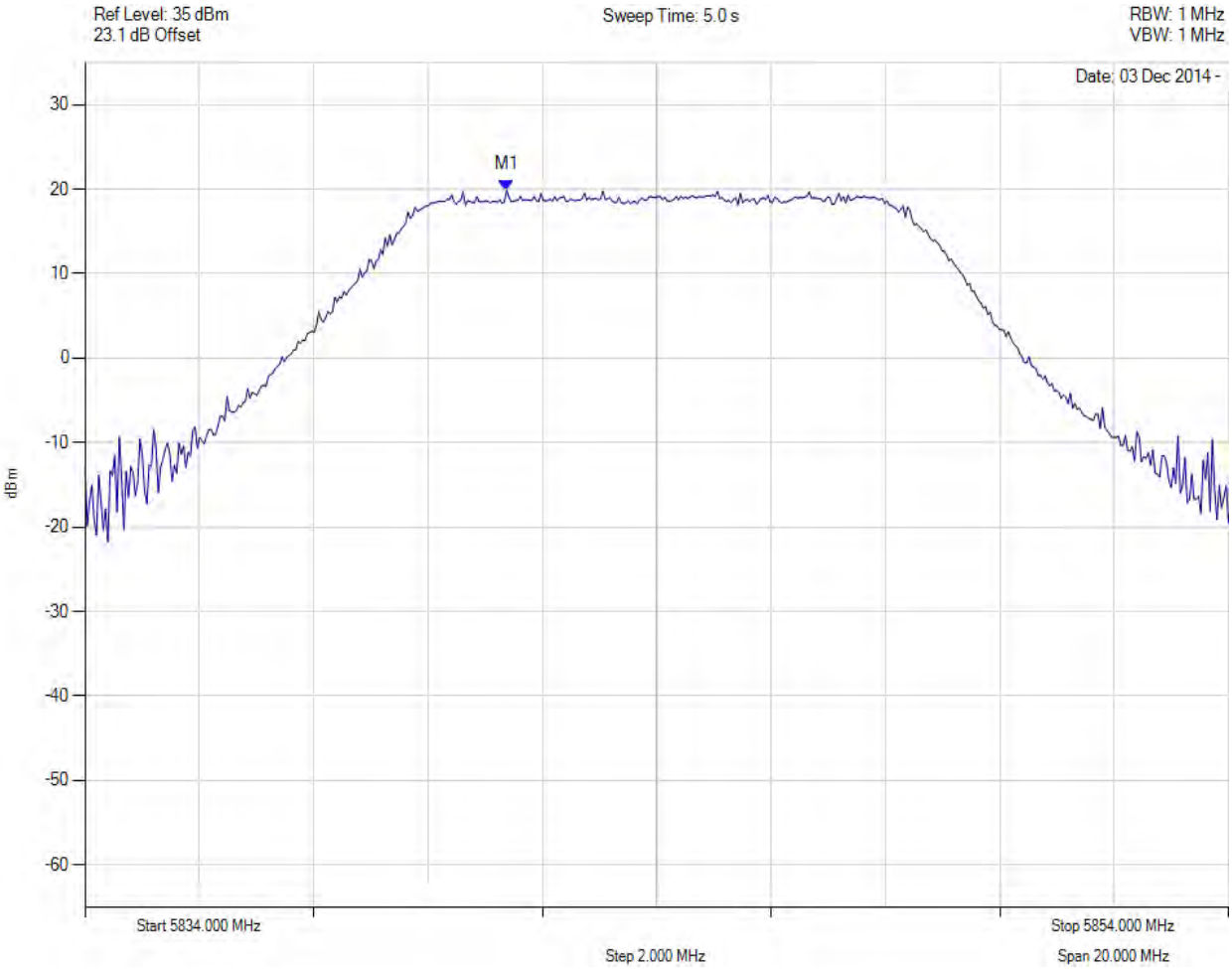

Analyser Setup	Marker:Frequency:Amplitude	Test Results
Detector = MAX PEAK Sweep Count = 0 RF Atten (dB) = 30 Trace Mode = CLR/WRITE	M1 : 5841.375 MHz : 19.912 dBm	Channel Power: 27.85 dBm Limit: 30.00 dBm Margin: -2.15 dB

Back to Matrix

PEAK OUTPUT POWER

Variant: 10 MHz, Channel: 5844.00 MHz, Chain b, Temp: Ambient, Voltage: 55 Vdc

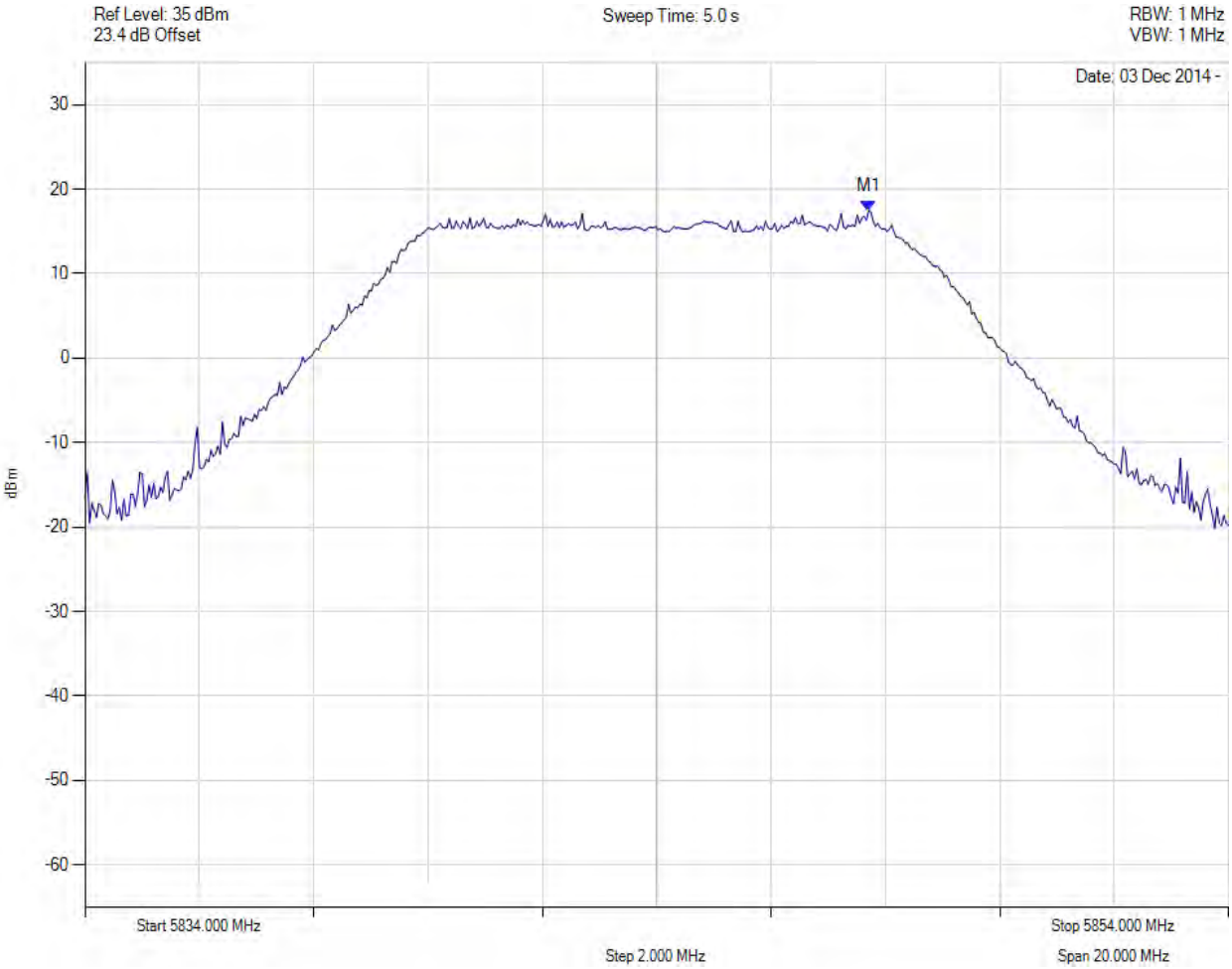

Analyser Setup	Marker:Frequency:Amplitude	Test Results
Detector = MAX PEAK Sweep Count = 0 RF Atten (dB) = 30 Trace Mode = CLR/WRITE	M1 : 5847.707 MHz : 17.437 dBm	Channel Power: 24.72 dBm Limit: 30.00 dBm Margin: -5.28 dB

Back to Matrix

PEAK OUTPUT POWER

Variant: 20 MHz, Channel: 5735.00 MHz, Chain a, Temp: Ambient, Voltage: 55 Vdc

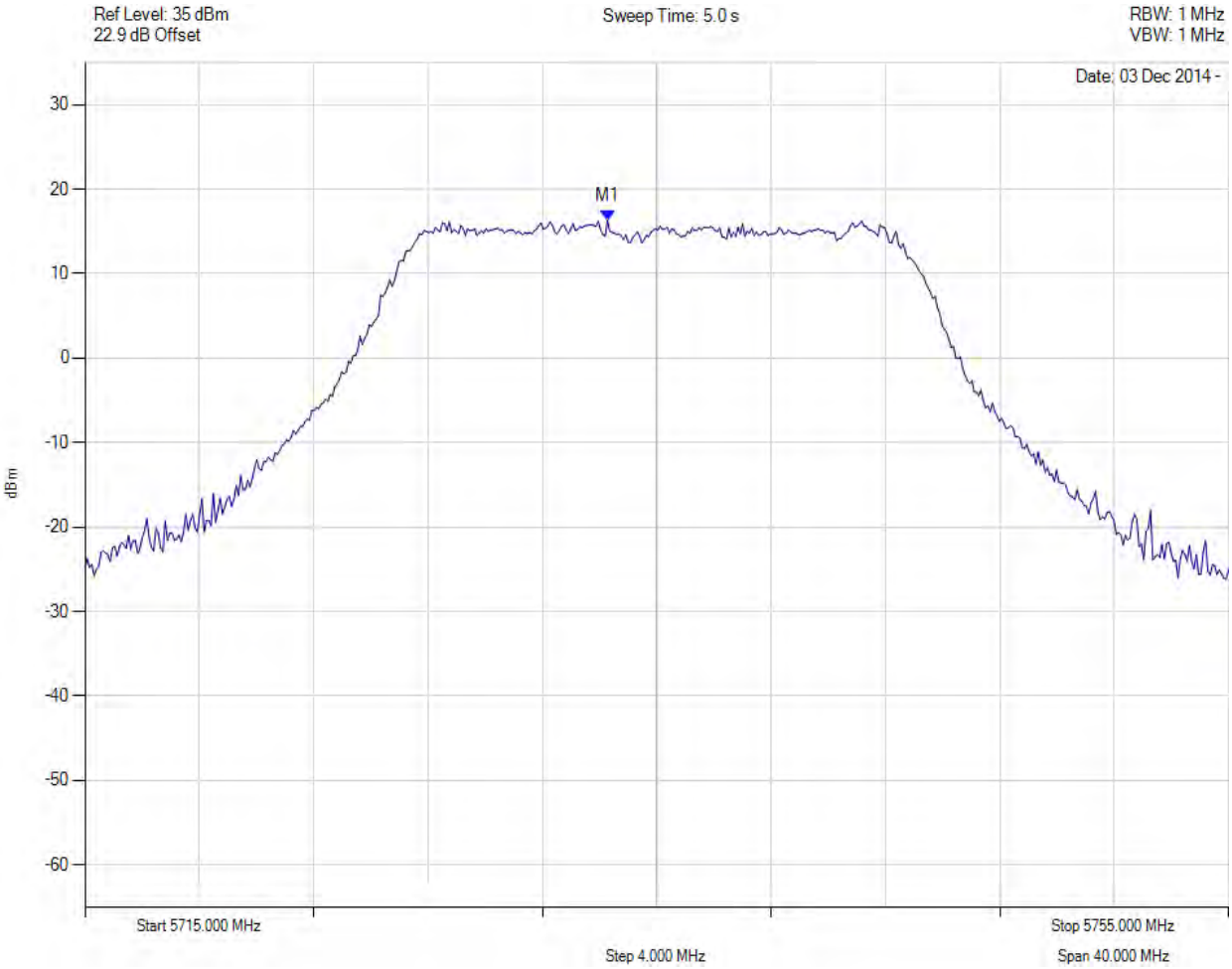

Analyser Setup	Marker:Frequency:Amplitude	Test Results
Detector = MAX PEAK Sweep Count = 0 RF Atten (dB) = 30 Trace Mode = CLR/WRITE	M1 : 5733.277 MHz : 16.314 dBm	Channel Power: 27.05 dBm Limit: 30.00 dBm Margin: -2.95 dB

Back to Matrix

PEAK OUTPUT POWER

Variant: 20 MHz, Channel: 5735.00 MHz, Chain b, Temp: Ambient, Voltage: 55 Vdc

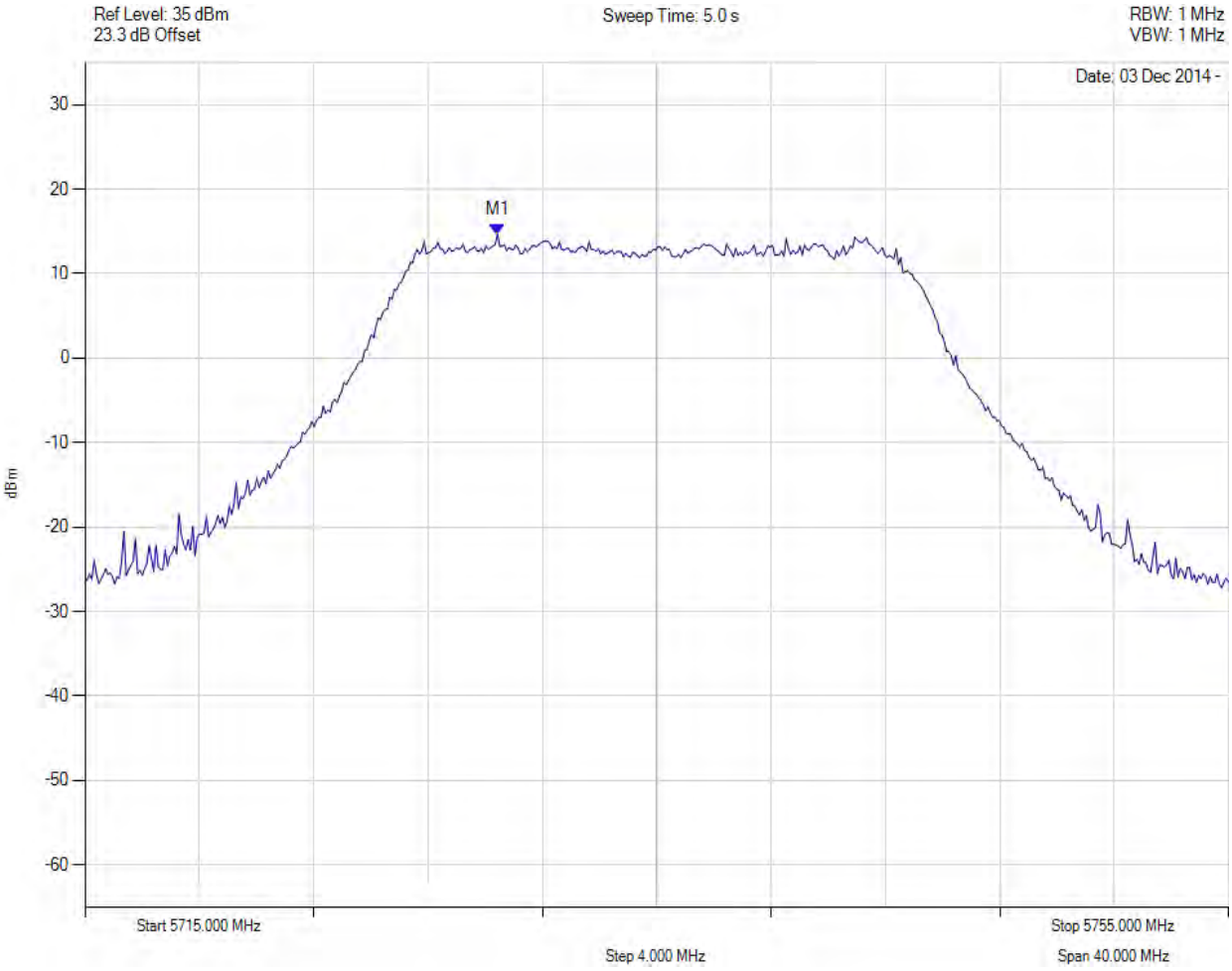

Analyser Setup	Marker:Frequency:Amplitude	Test Results
Detector = MAX PEAK Sweep Count = 0 RF Atten (dB) = 30 Trace Mode = CLR/WRITE	M1 : 5729.429 MHz : 14.665 dBm	Channel Power: 24.88 dBm Limit: 30.00 dBm Margin: -5.12 dB

Back to Matrix

PEAK OUTPUT POWER

Variant: 20 MHz, Channel: 5800.00 MHz, Chain a, Temp: Ambient, Voltage: 55 Vdc

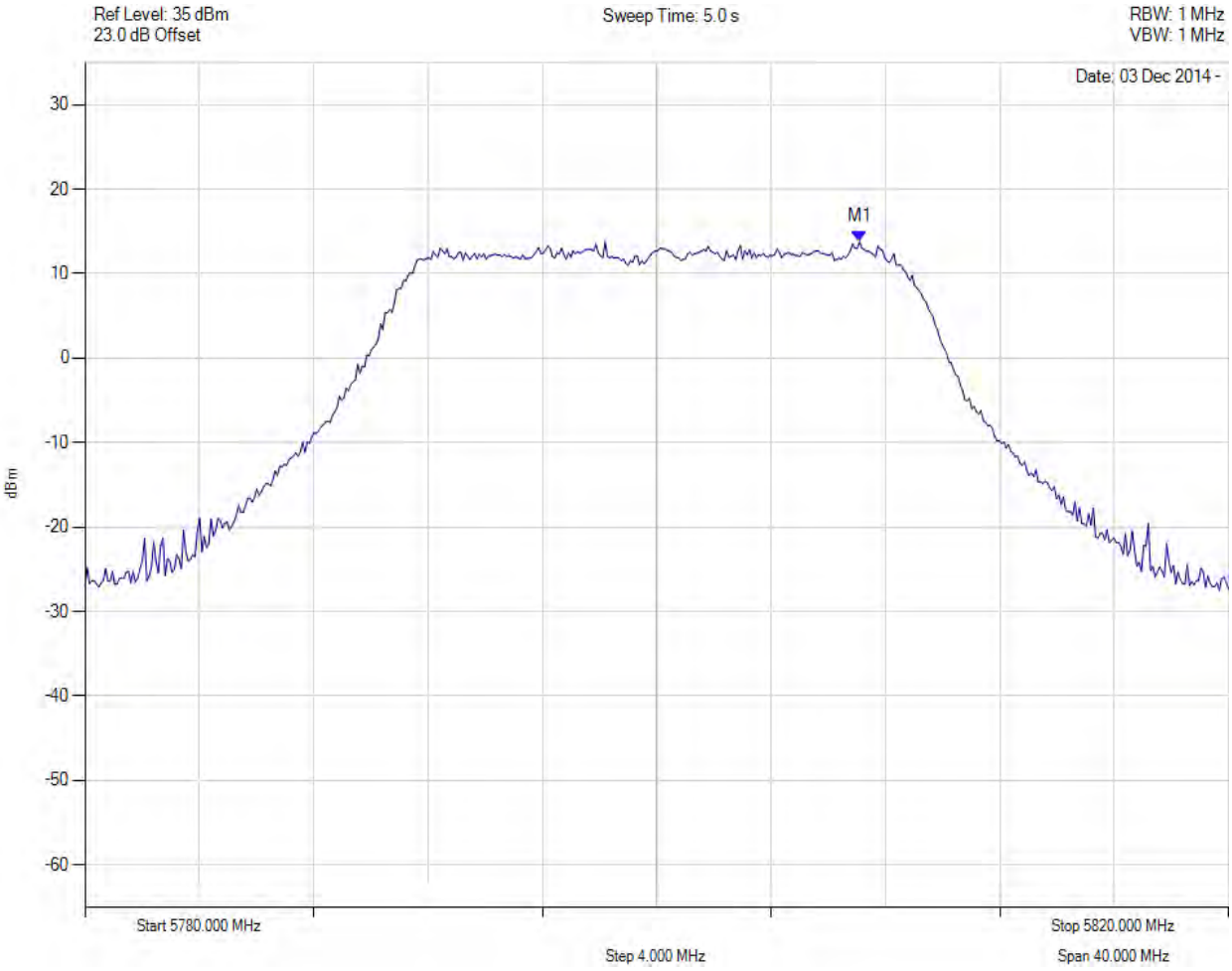

Analyser Setup	Marker:Frequency:Amplitude	Test Results
Detector = MAX PEAK Sweep Count = 0 RF Atten (dB) = 30 Trace Mode = CLR/WRITE	M1 : 5807.094 MHz : 13.770 dBm	Channel Power: 25.28 dBm Limit: 30.00 dBm Margin: -4.72 dB

Back to Matrix

PEAK OUTPUT POWER

Variant: 20 MHz, Channel: 5800.00 MHz, Chain b, Temp: Ambient, Voltage: 55 Vdc

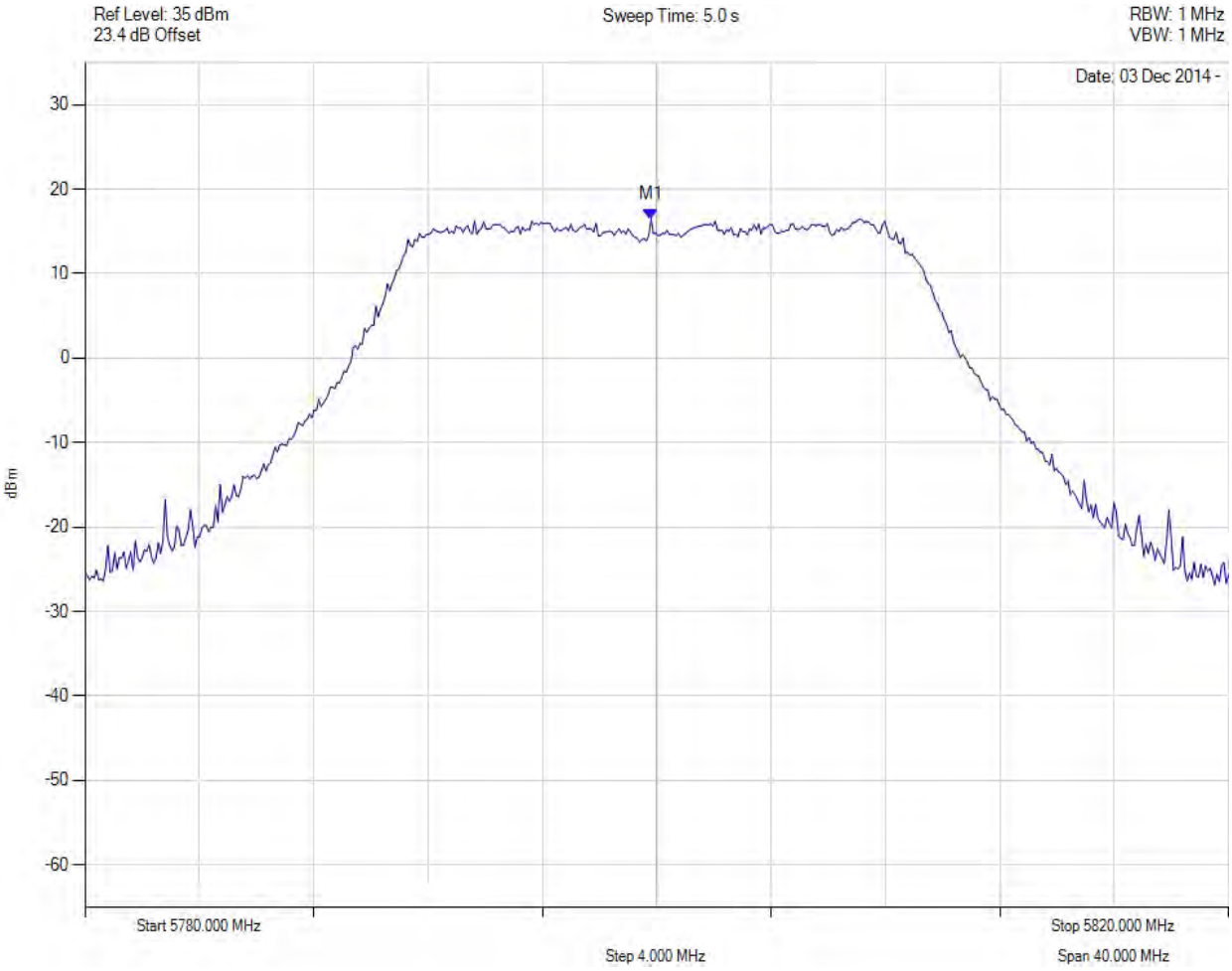

Analyser Setup	Marker:Frequency:Amplitude	Test Results
Detector = MAX PEAK Sweep Count = 0 RF Atten (dB) = 30 Trace Mode = CLR/WRITE	M1 : 5799.800 MHz : 16.464 dBm	Channel Power: 27.26 dBm Limit: 30.00 dBm Margin: -2.74 dB

Back to Matrix

PEAK OUTPUT POWER

Variant: 20 MHz, Channel: 5840.00 MHz, Chain a, Temp: Ambient, Voltage: 55 Vdc

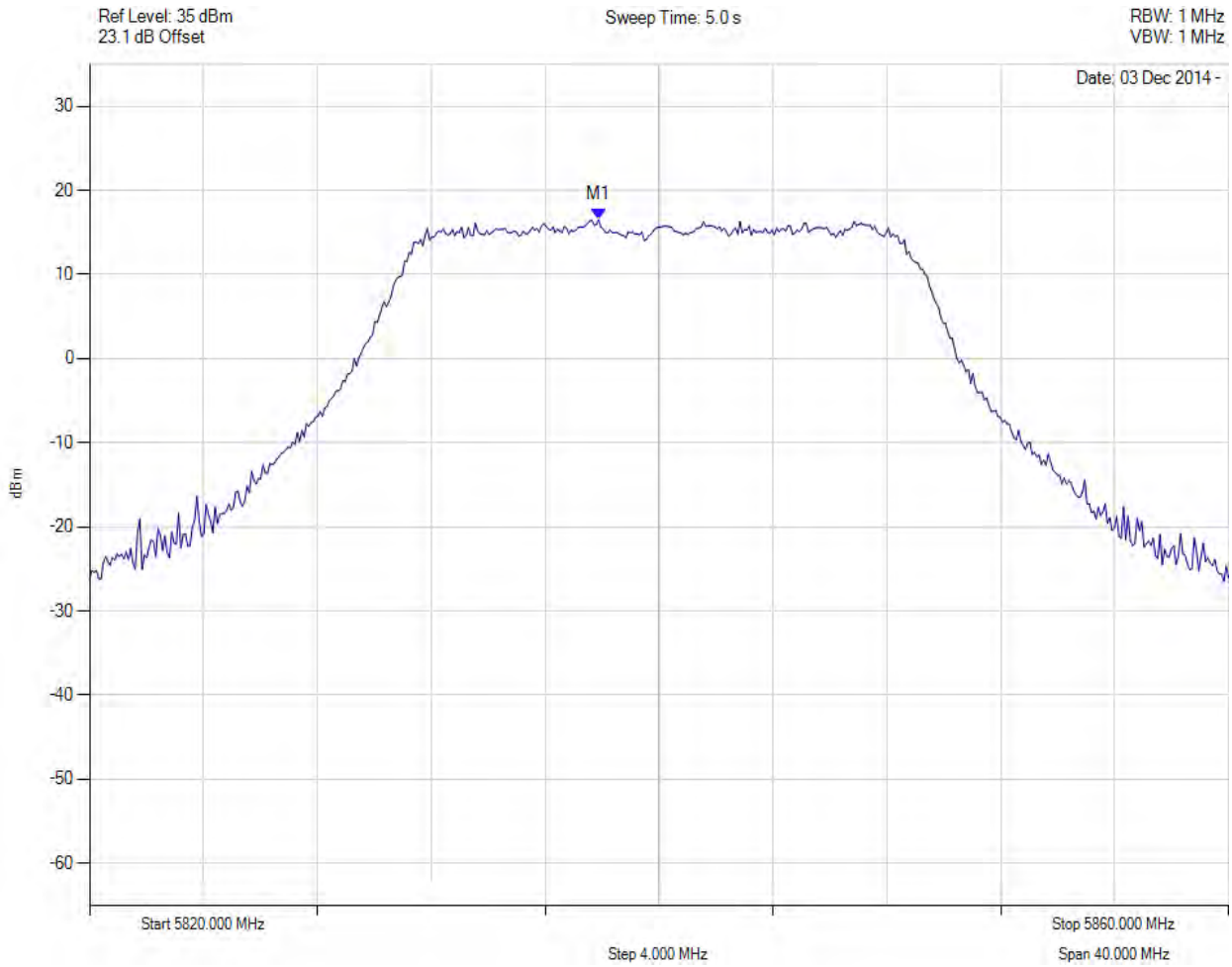

Analyser Setup	Marker:Frequency:Amplitude	Test Results
Detector = MAX PEAK Sweep Count = 0 RF Atten (dB) = 30 Trace Mode = CLR/WRITE	M1 : 5837.876 MHz : 16.513 dBm	Channel Power: 25.35 dBm Limit: 30.00 dBm Margin: -4.65 dB

Back to Matrix

PEAK OUTPUT POWER

Variant: 20 MHz, Channel: 5840.00 MHz, Chain b, Temp: Ambient, Voltage: 55 Vdc

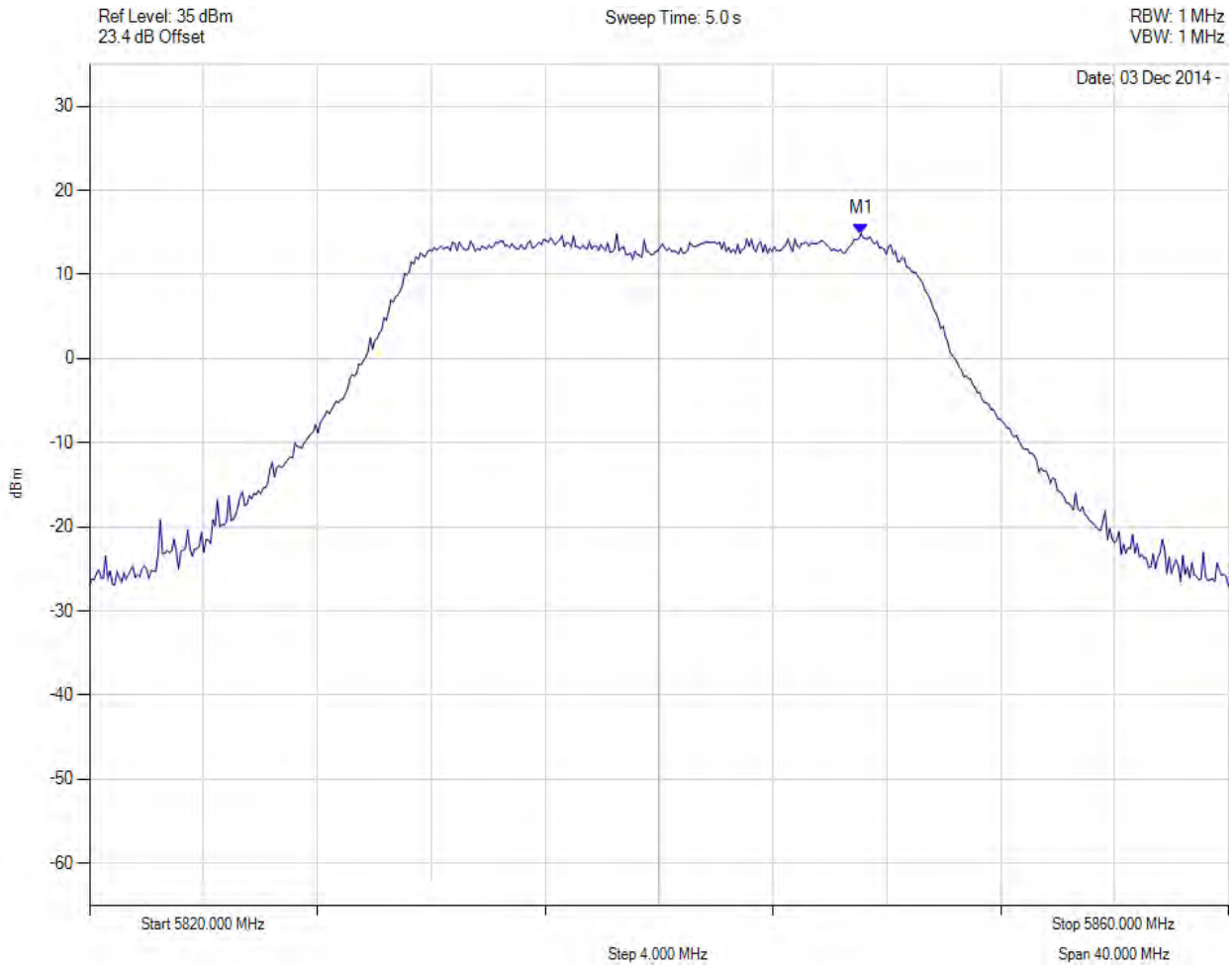

Analyser Setup	Marker:Frequency:Amplitude	Test Results
Detector = MAX PEAK Sweep Count = 0 RF Atten (dB) = 30 Trace Mode = CLR/WRITE	M1 : 5847.094 MHz : 14.870 dBm	Channel Power: 27.22 dBm Limit: 30.00 dBm Margin: -2.78 dB

Back to Matrix

PEAK OUTPUT POWER

Variant: 40 MHz, Channel: 5745.00 MHz, Chain a, Temp: Ambient, Voltage: 55 Vdc

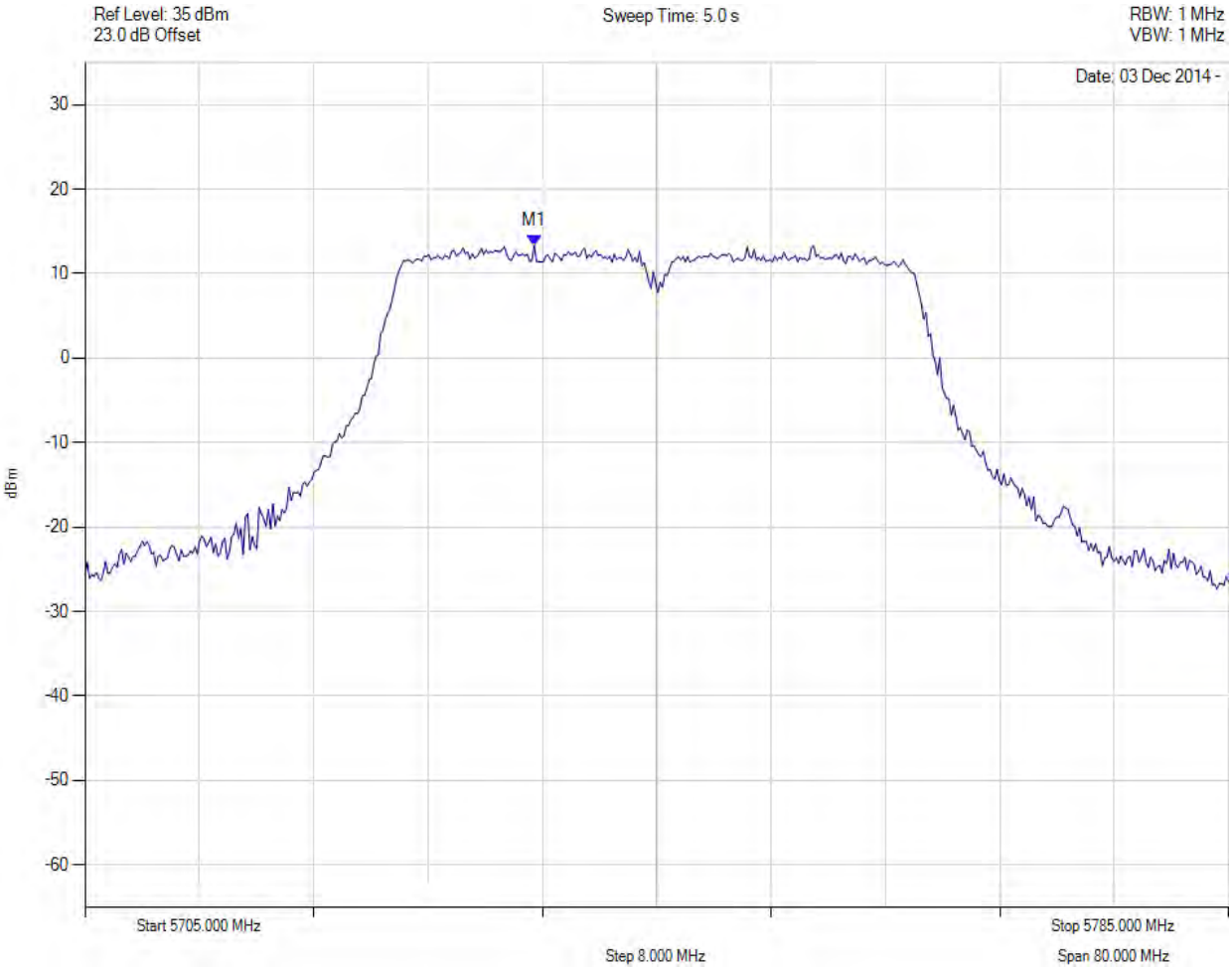

Analyser Setup	Marker:Frequency:Amplitude	Test Results
Detector = MAX PEAK Sweep Count = 0 RF Atten (dB) = 30 Trace Mode = CLR/WRITE	M1 : 5736.423 MHz : 13.381 dBm	Channel Power: 26.98 dBm Limit: 30.00 dBm Margin: -3.02 dB

Back to Matrix

PEAK OUTPUT POWER

Variant: 40 MHz, Channel: 5745.00 MHz, Chain b, Temp: Ambient, Voltage: 55 Vdc

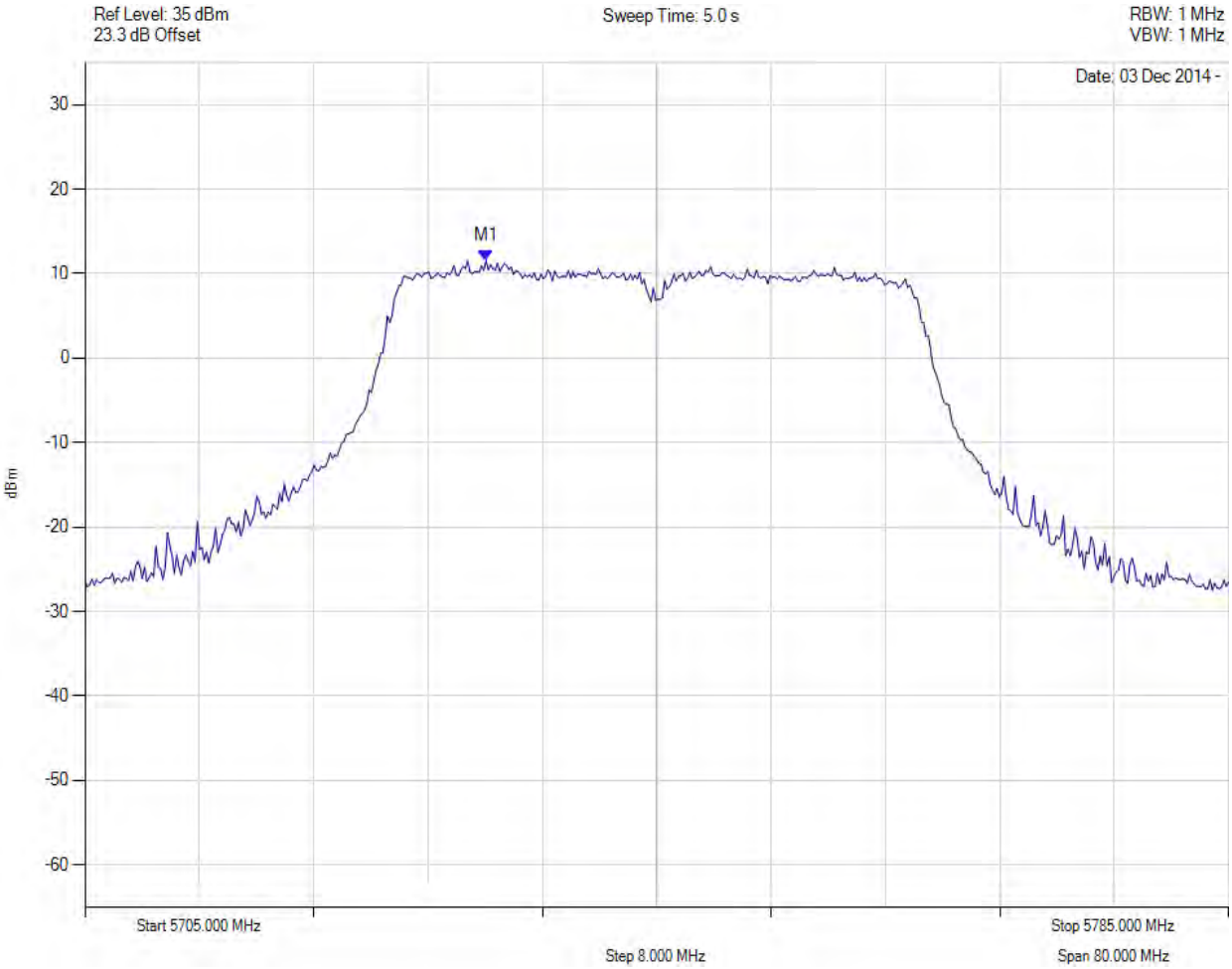

Analyser Setup	Marker:Frequency:Amplitude	Test Results
Detector = MAX PEAK Sweep Count = 0 RF Atten (dB) = 30 Trace Mode = CLR/WRITE	M1 : 5733.056 MHz : 11.557 dBm	Channel Power: 25.85 dBm Limit: 30.00 dBm Margin: -4.15 dB

Back to Matrix

PEAK OUTPUT POWER

Variant: 40 MHz, Channel: 5800.00 MHz, Chain a, Temp: Ambient, Voltage: 55 Vdc

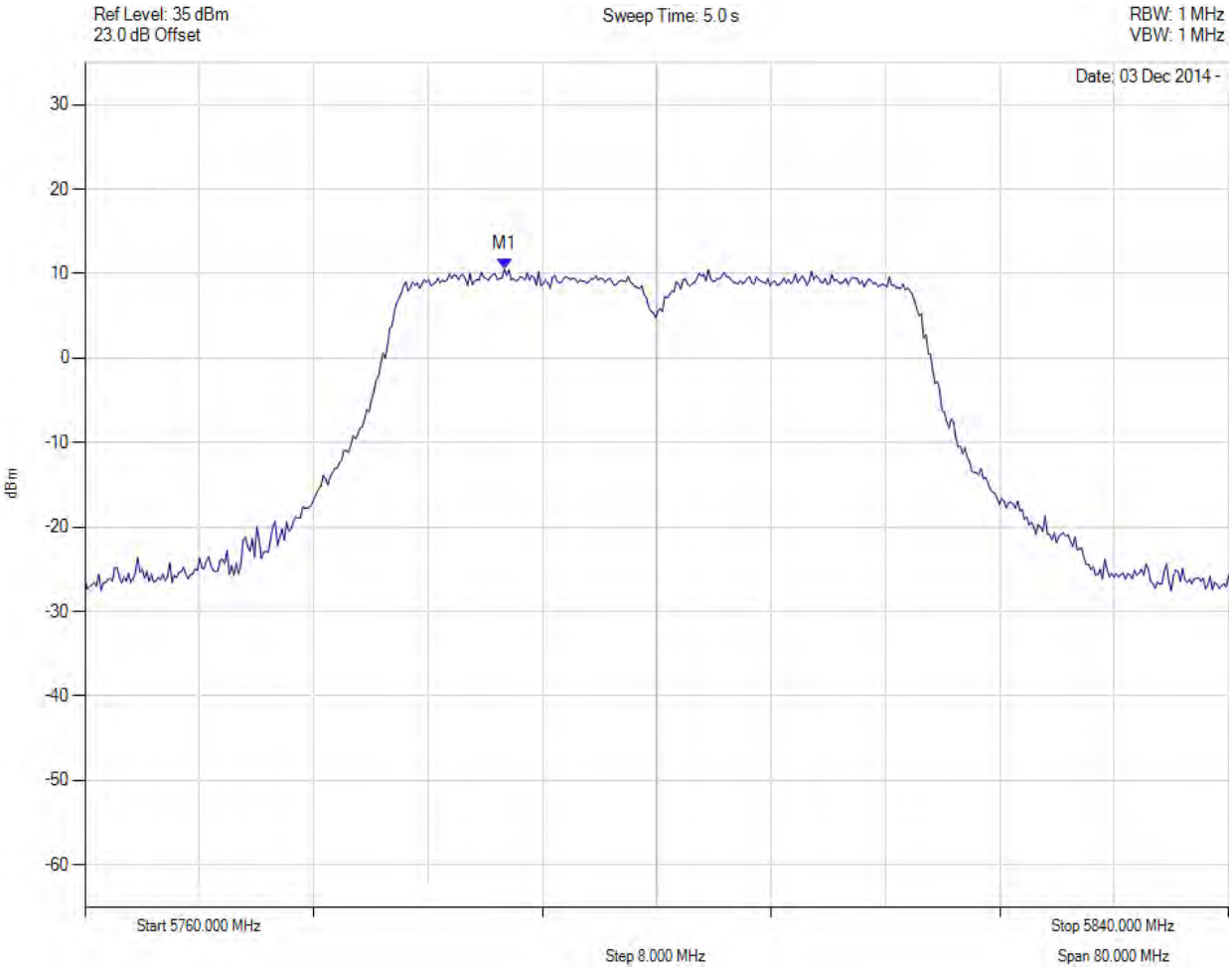

Analyser Setup	Marker:Frequency:Amplitude	Test Results
Detector = MAX PEAK Sweep Count = 0 RF Atten (dB) = 30 Trace Mode = CLR/WRITE	M1 : 5789.339 MHz : 10.571 dBm	Channel Power: 24.18 dBm Limit: 30.00 dBm Margin: -5.82 dB

Back to Matrix

PEAK OUTPUT POWER

Variant: 40 MHz, Channel: 5800.00 MHz, Chain b, Temp: Ambient, Voltage: 55 Vdc

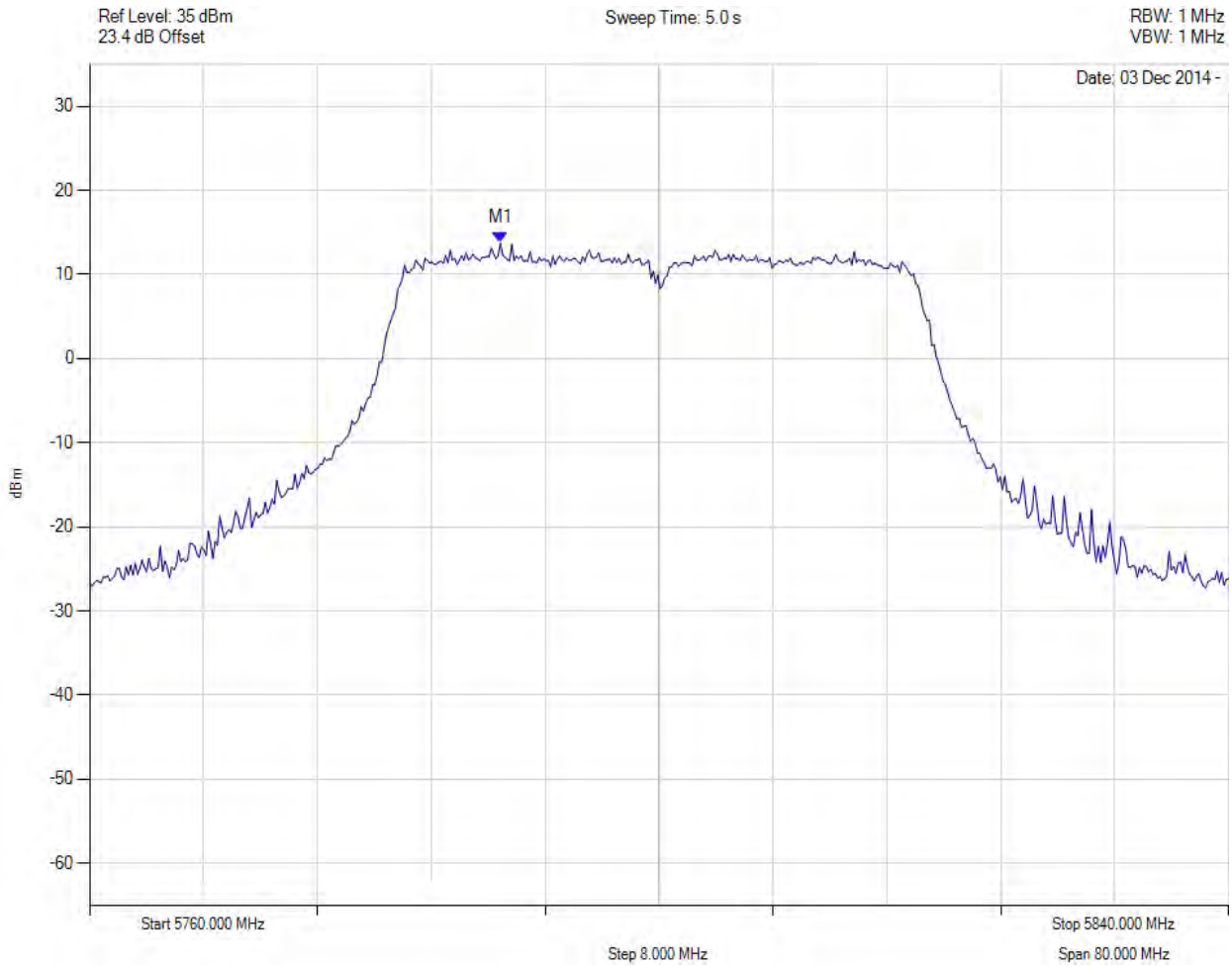

Analyser Setup	Marker:Frequency:Amplitude	Test Results
Detector = MAX PEAK Sweep Count = 0 RF Atten (dB) = 30 Trace Mode = CLR/WRITE	M1 : 5788.858 MHz : 13.739 dBm	Channel Power: 27.54 dBm Limit: 30.00 dBm Margin: -2.46 dB

Back to Matrix

PEAK OUTPUT POWER

Variant: 40 MHz, Channel: 5830.00 MHz, Chain a, Temp: Ambient, Voltage: 55 Vdc

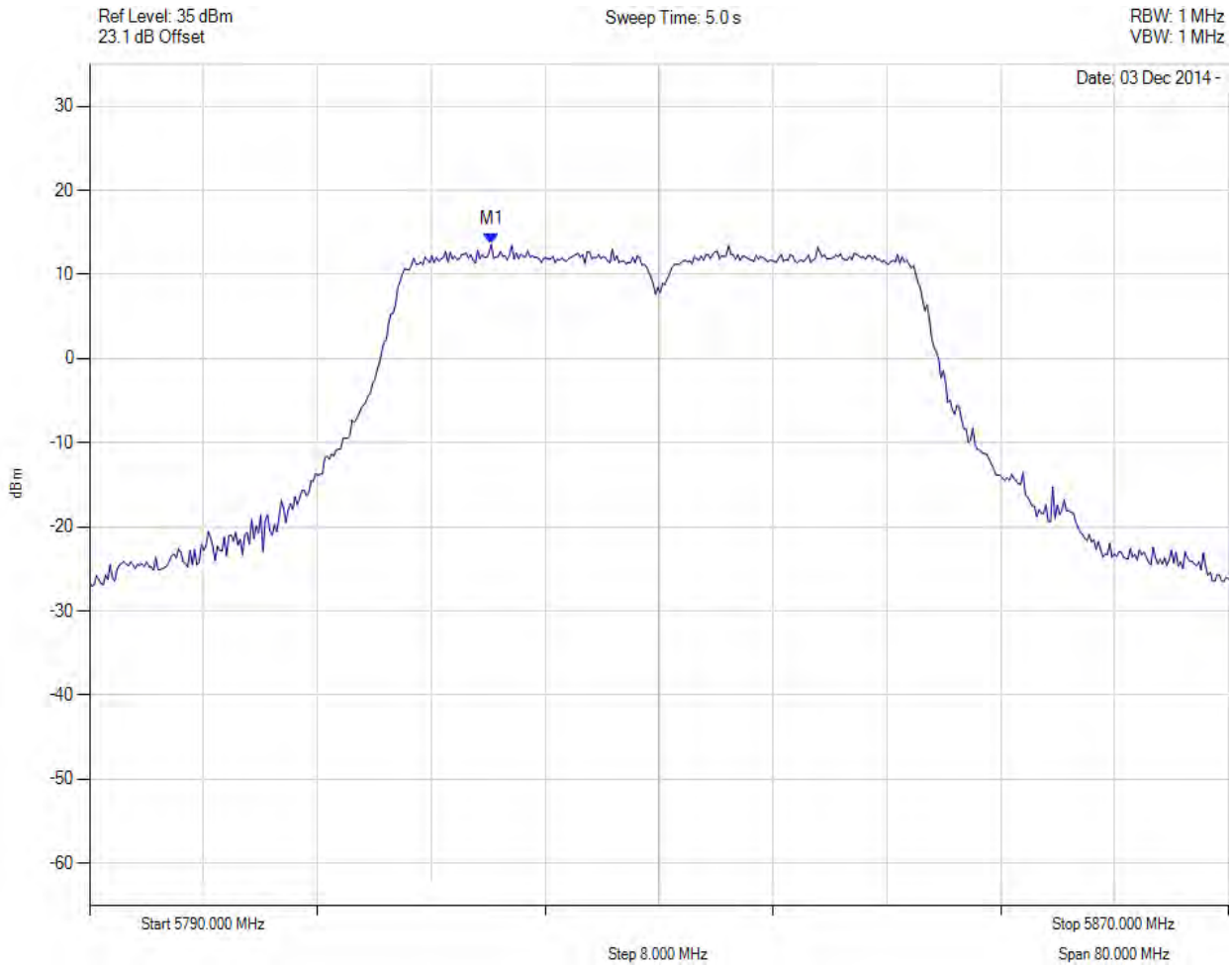

Analyser Setup	Marker:Frequency:Amplitude	Test Results
Detector = MAX PEAK Sweep Count = 0 RF Atten (dB) = 30 Trace Mode = CLR/WRITE	M1 : 5818.216 MHz : 13.591 dBm	Channel Power: 27.01 dBm Limit: 30.00 dBm Margin: -2.99 dB

Back to Matrix

PEAK OUTPUT POWER

Variant: 40 MHz, Channel: 5830.00 MHz, Chain b, Temp: Ambient, Voltage: 55 Vdc

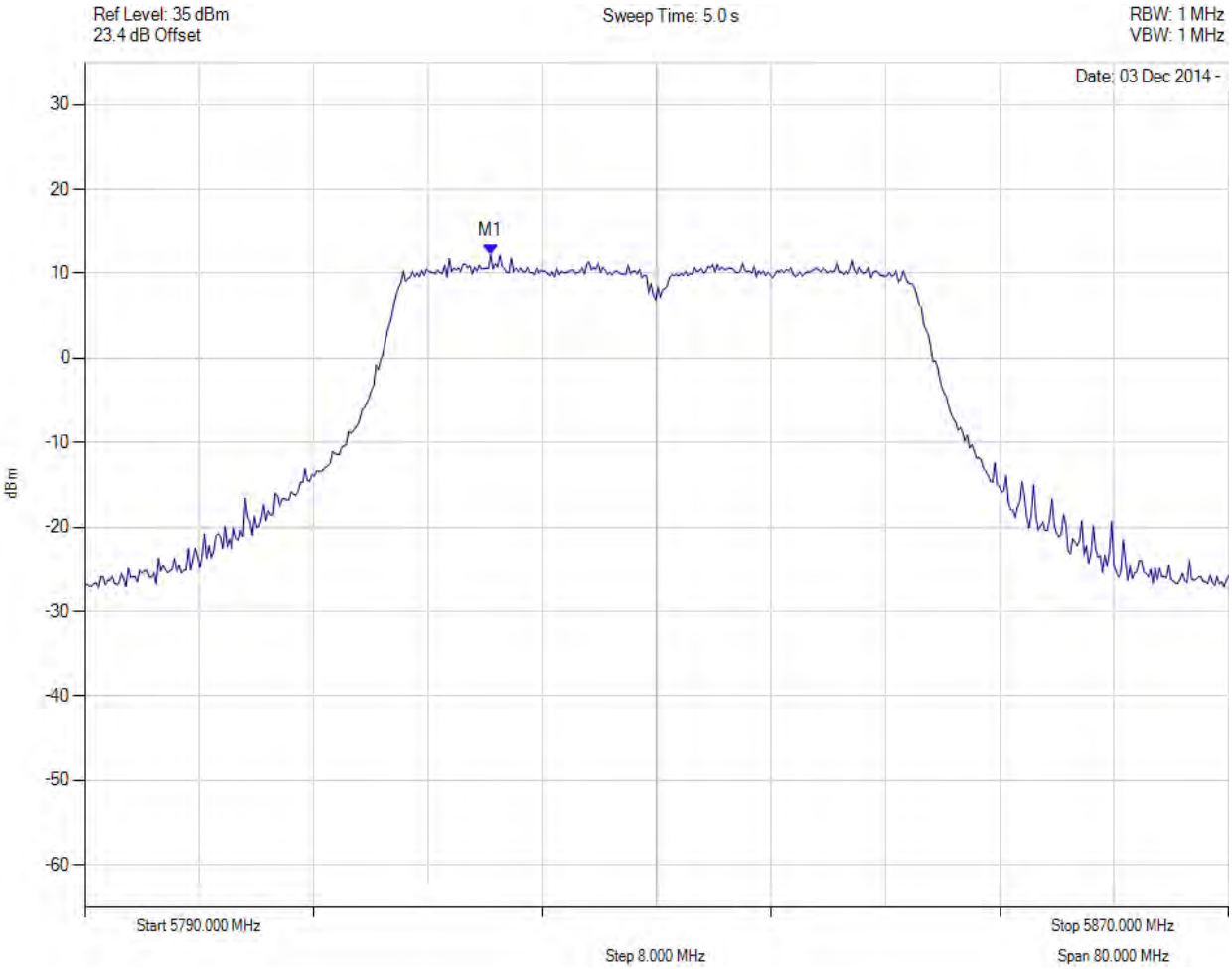

Analyser Setup	Marker:Frequency:Amplitude	Test Results
Detector = MAX PEAK Sweep Count = 0 RF Atten (dB) = 30 Trace Mode = CLR/WRITE	M1 : 5818.377 MHz : 12.190 dBm	Channel Power: 25.31 dBm Limit: 30.00 dBm Margin: -4.69 dB

Back to Matrix

PEAK OUTPUT POWER

Variant: 80 MHz, Channel: 5765.00 MHz, Chain a, Temp: Ambient, Voltage: 55 Vdc

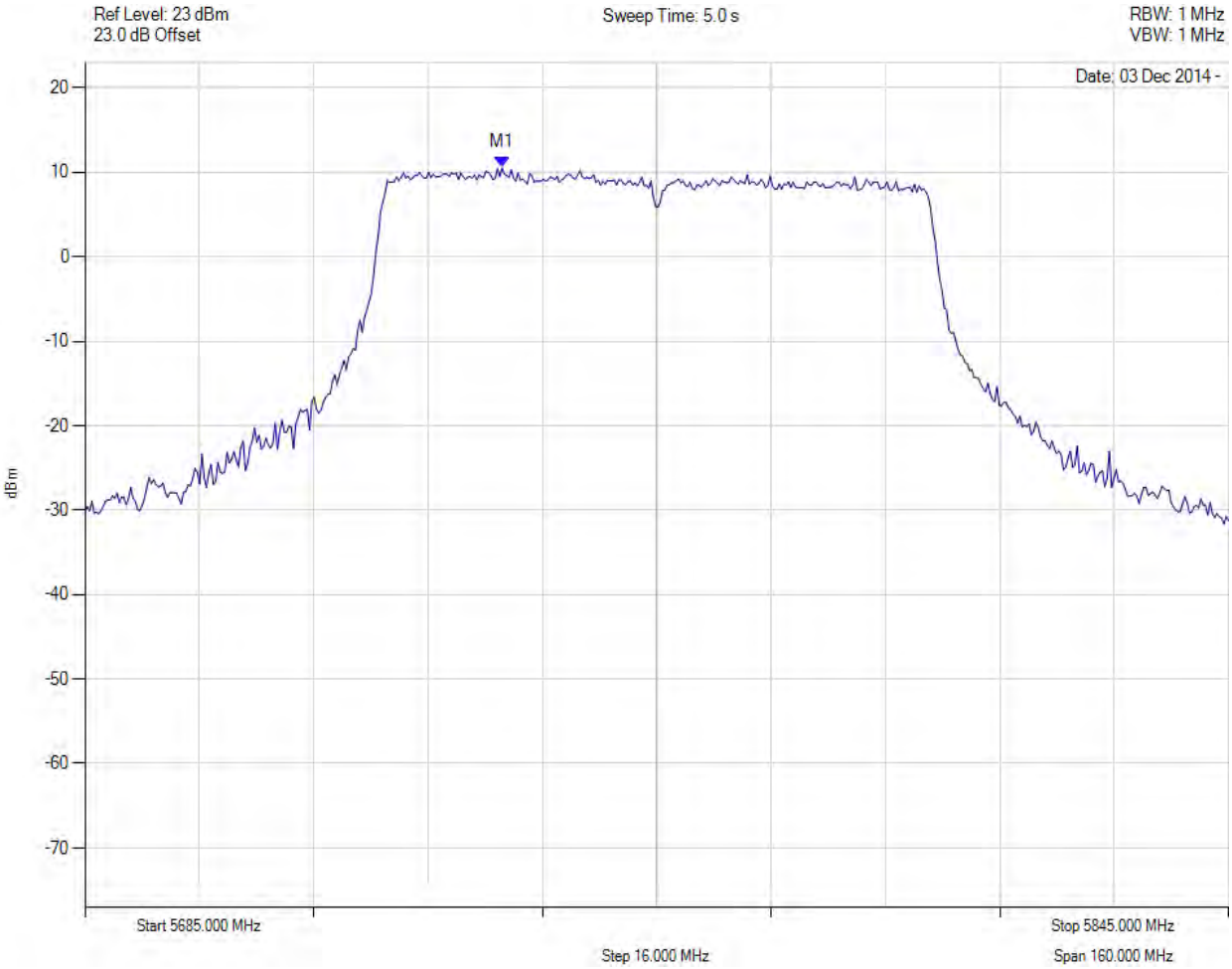

Analyser Setup	Marker:Frequency:Amplitude	Test Results
Detector = MAX PEAK Sweep Count = 0 RF Atten (dB) = 20 Trace Mode = CLR/WRITE	M1 : 5743.357 MHz : 10.541 dBm	Channel Power: 27.24 dBm Limit: 30.00 dBm Margin: -2.76 dB

Back to Matrix

PEAK OUTPUT POWER

Variant: 80 MHz, Channel: 5765.00 MHz, Chain b, Temp: Ambient, Voltage: 55 Vdc

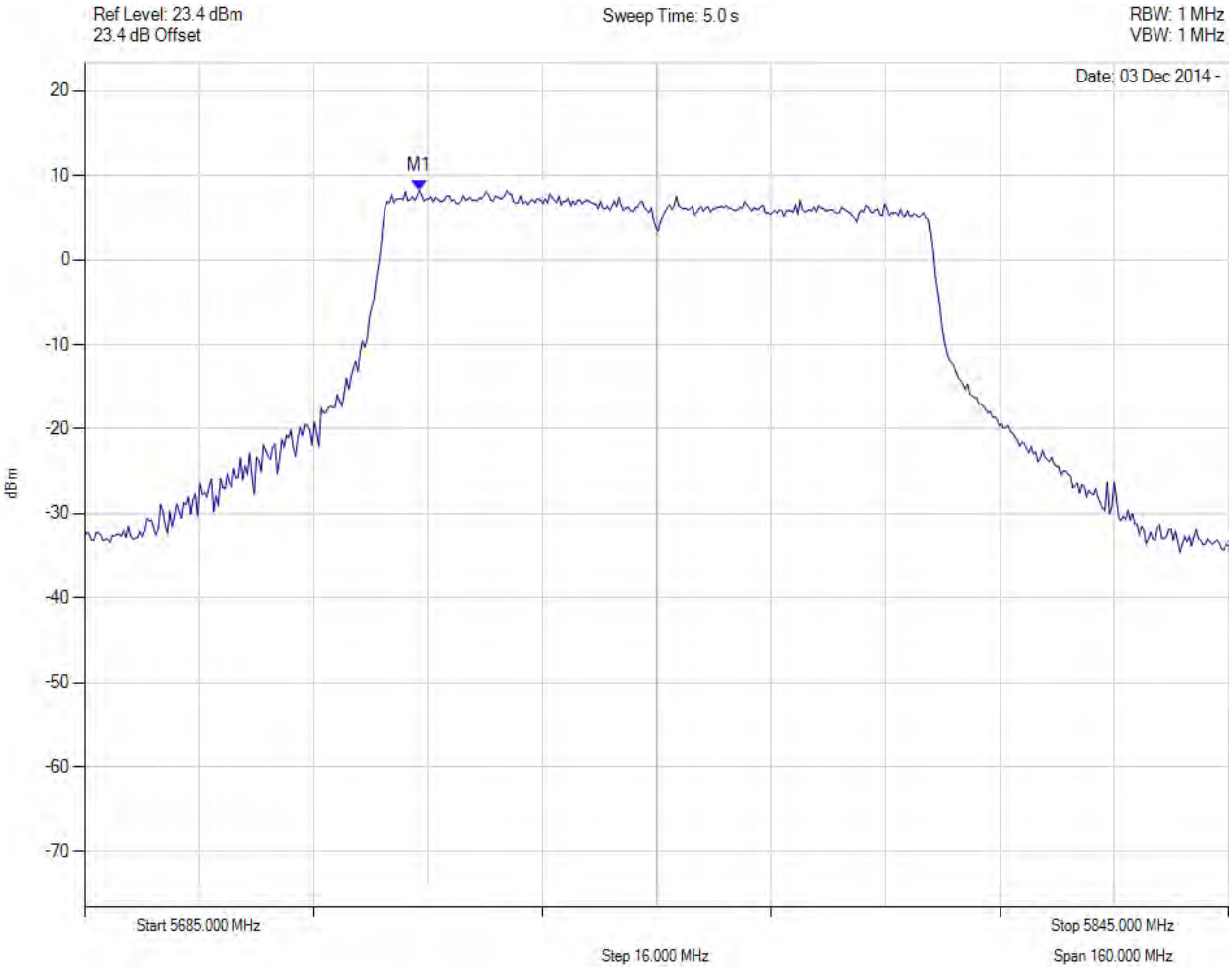

Analyser Setup	Marker:Frequency:Amplitude	Test Results
Detector = MAX PEAK Sweep Count = 0 RF Atten (dB) = 20 Trace Mode = CLR/WRITE	M1 : 5731.814 MHz : 8.251 dBm	Channel Power: 24.83 dBm Limit: 30.00 dBm Margin: -5.17 dB

Back to Matrix

PEAK OUTPUT POWER

Variant: 80 MHz, Channel: 5810.00 MHz, Chain a, Temp: Ambient, Voltage: 55 Vdc

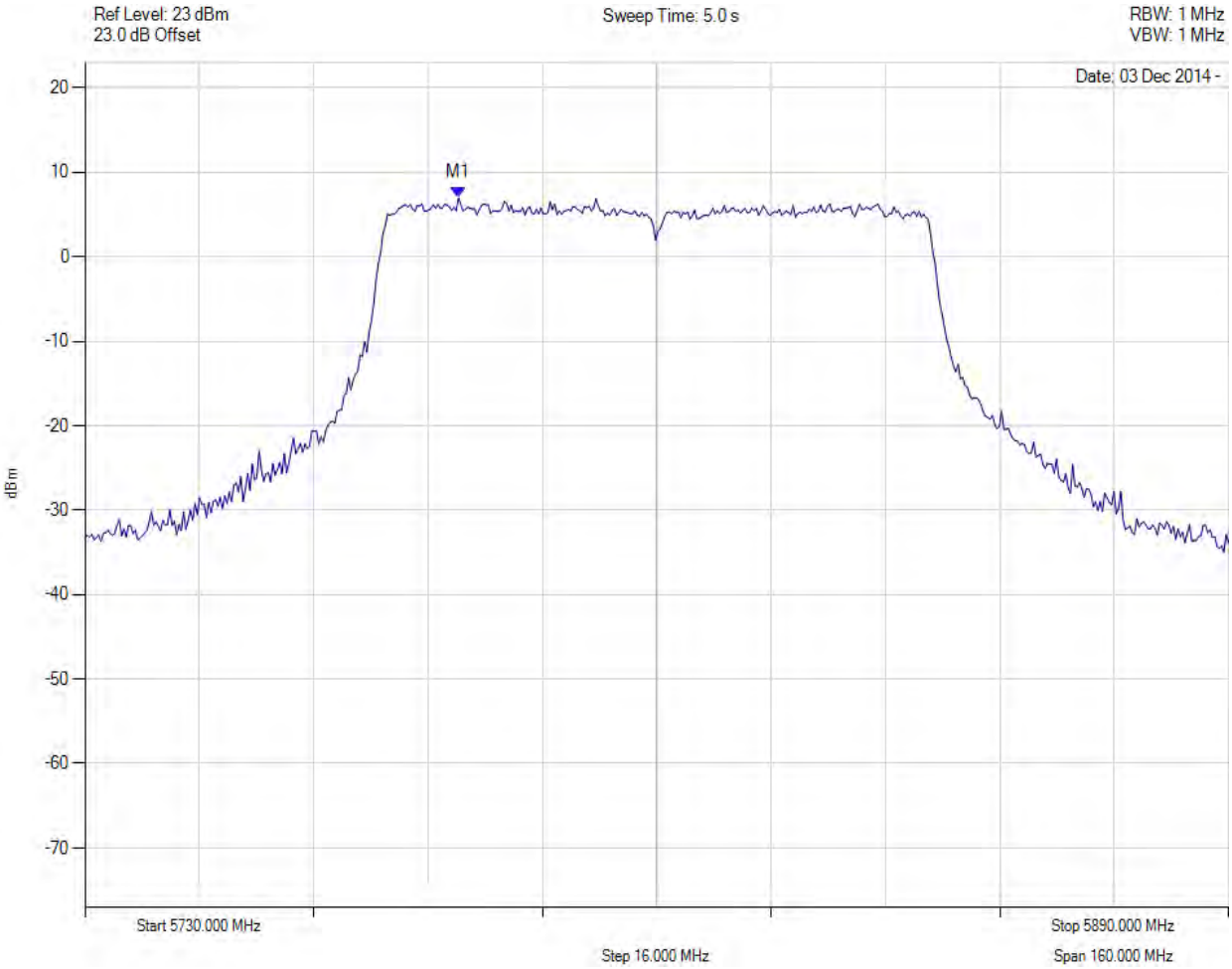

Analyser Setup	Marker:Frequency:Amplitude	Test Results
Detector = MAX PEAK Sweep Count = 0 RF Atten (dB) = 20 Trace Mode = CLR/WRITE	M1 : 5782.265 MHz : 6.970 dBm	Channel Power: 23.76 dBm Limit: 30.00 dBm Margin: -6.24 dB

Back to Matrix

PEAK OUTPUT POWER

Variant: 80 MHz, Channel: 5810.00 MHz, Chain b, Temp: Ambient, Voltage: 55 Vdc

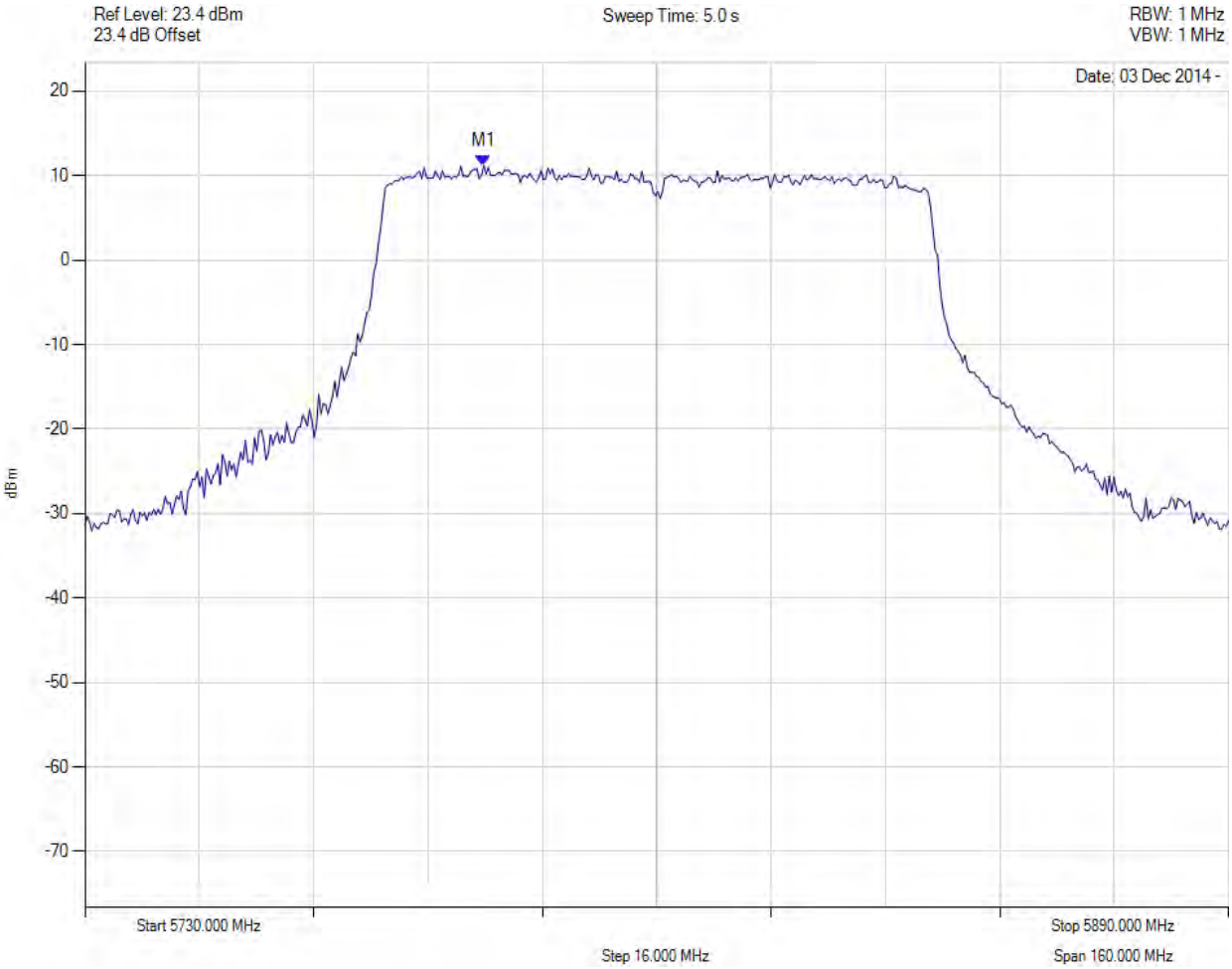

Analyser Setup	Marker:Frequency:Amplitude	Test Results
Detector = MAX PEAK Sweep Count = 0 RF Atten (dB) = 20 Trace Mode = CLR/WRITE	M1 : 5785.792 MHz : 11.221 dBm	Channel Power: 27.99 dBm Limit: 30.00 dBm Margin: -2.01 dB

Back to Matrix

A.1.3. Power Spectral Density

POWER SPECTRAL DENSITY

Variant: 5 MHz, Channel: 5730.00 MHz, Chain a, Temp: Ambient, Voltage: 55 Vdc

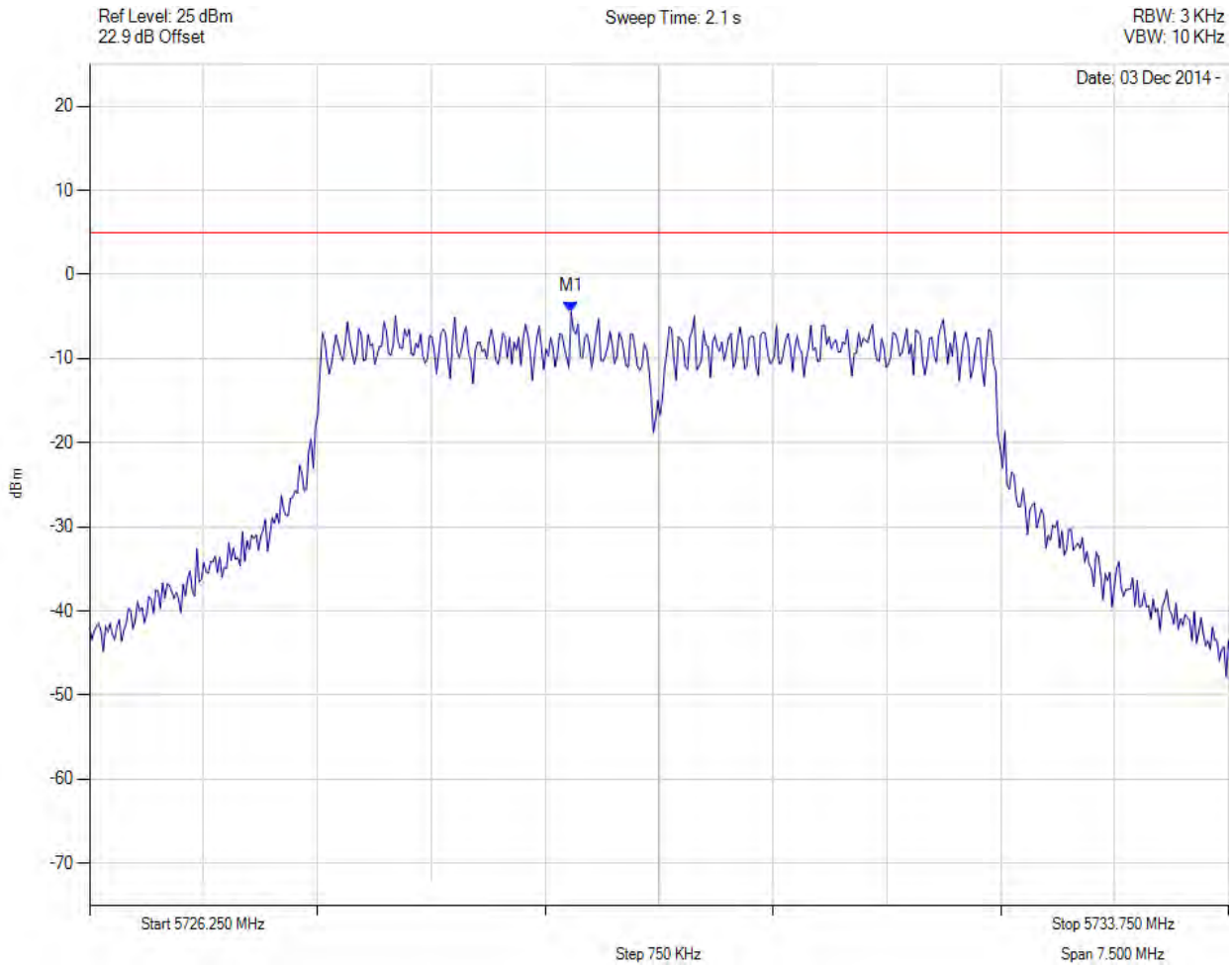

Analyser Setup	Marker:Frequency:Amplitude	Test Results
Detector = MAX PEAK Sweep Count = 0 RF Atten (dB) = 20 Trace Mode = CLR/WRITE	M1 : 5729.421 MHz : -4.428 dBm	Limit: ≤ 4.990 dBm

Back to Matrix

POWER SPECTRAL DENSITY

Variant: 5 MHz, Channel: 5730.00 MHz, Chain b, Temp: Ambient, Voltage: 55 Vdc

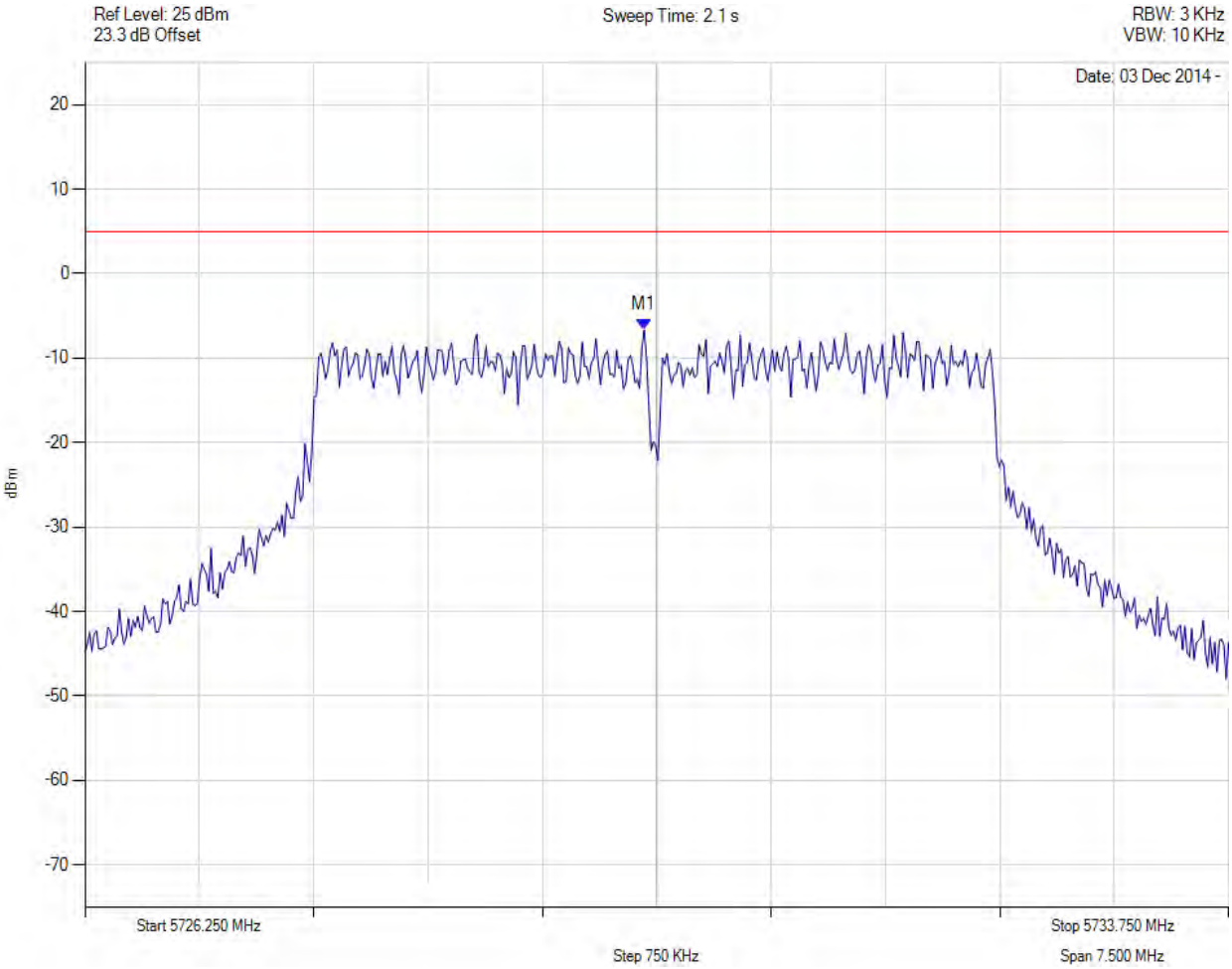

Analyser Setup	Marker:Frequency:Amplitude	Test Results
Detector = MAX PEAK Sweep Count = 0 RF Atten (dB) = 20 Trace Mode = CLR/WRITE	M1 : 5729.917 MHz : -6.667 dBm	Limit: ≤ 4.990 dBm

Back to Matrix

POWER SPECTRAL DENSITY

Variant: 5 MHz, Channel: 5730.00 MHz, SUM, Temp: Ambient, Voltage: 55 Vdc

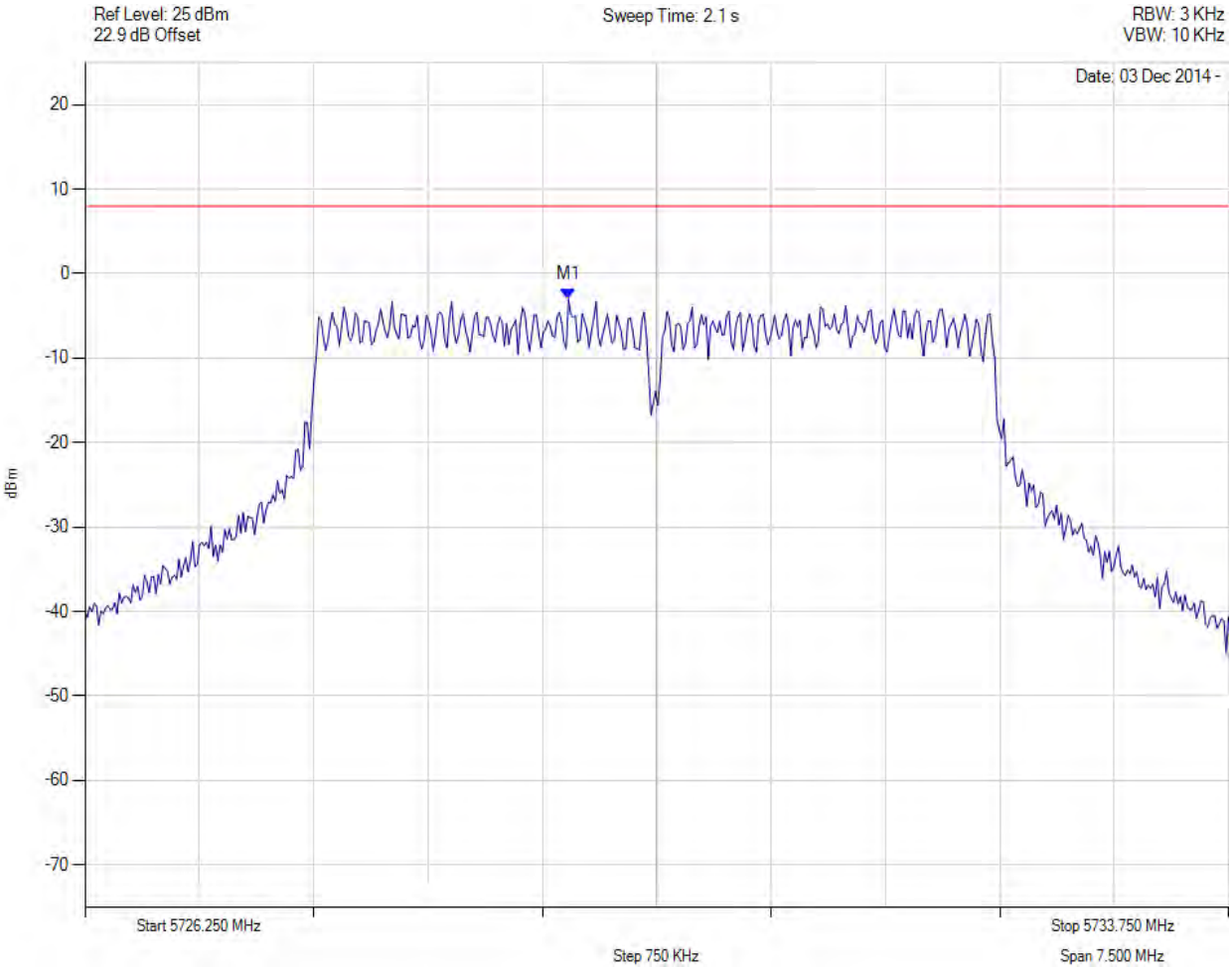

Analyser Setup	Marker:Frequency:Amplitude	Test Results
Detector = MAX PEAK Sweep Count = 0 RF Atten (dB) = 20 Trace Mode = CLR/WRITE	M1 : 5729.400 MHz : -3.058 dBm M1 + DCCF : 5729.400 MHz : -2.881 dBm Duty Cycle Correction Factor : +0.18 dB	Limit: ≤ 8.0 dBm Margin: -10.9 dB

Back to Matrix

POWER SPECTRAL DENSITY

Variant: 5 MHz, Channel: 5800.00 MHz, Chain a, Temp: Ambient, Voltage: 55 Vdc

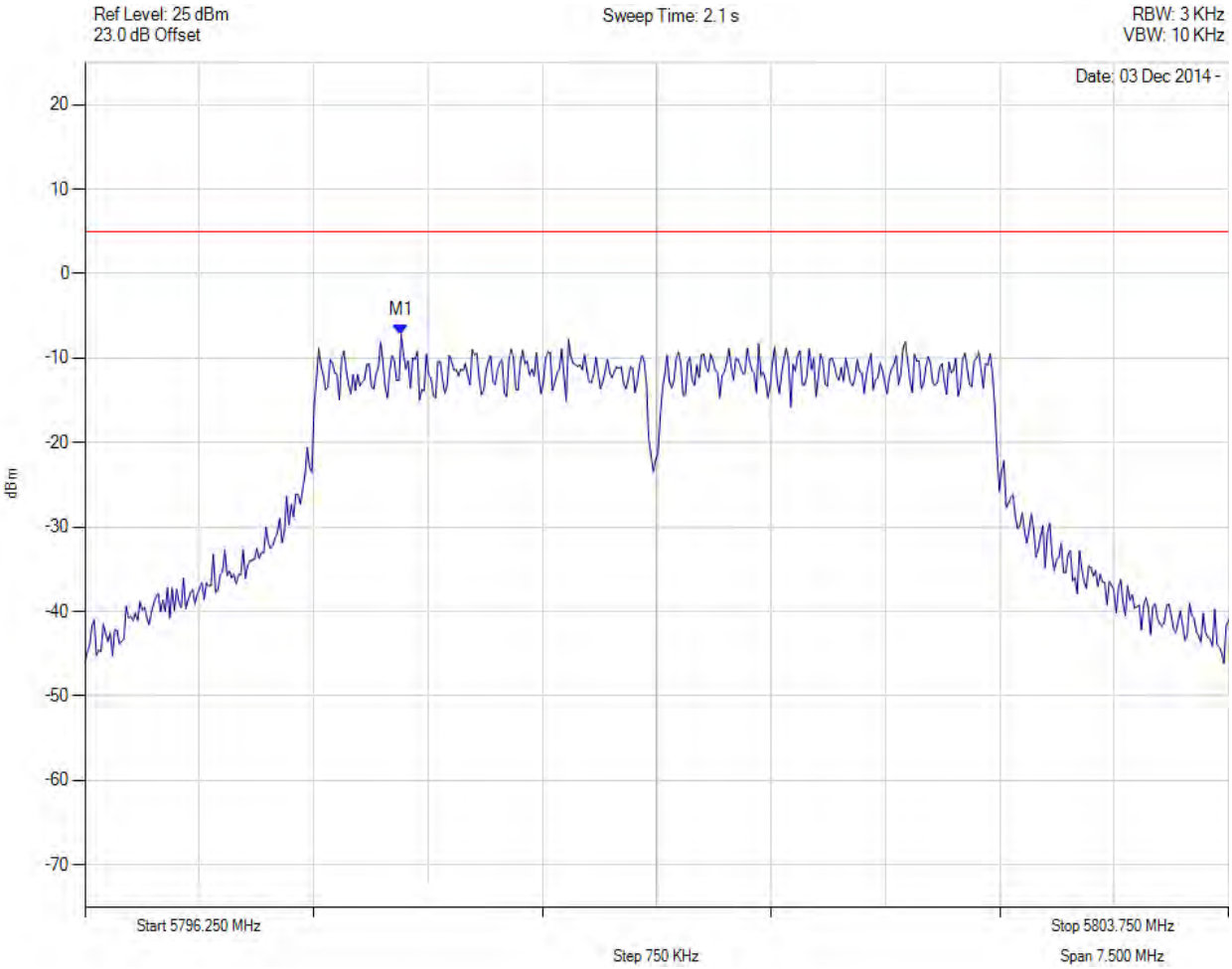

Analyser Setup	Marker:Frequency:Amplitude	Test Results
Detector = MAX PEAK Sweep Count = 0 RF Atten (dB) = 20 Trace Mode = CLR/WRITE	M1 : 5798.324 MHz : -7.249 dBm	Limit: ≤ 4.990 dBm

Back to Matrix

POWER SPECTRAL DENSITY

Variant: 5 MHz, Channel: 5800.00 MHz, Chain b, Temp: Ambient, Voltage: 55 Vdc

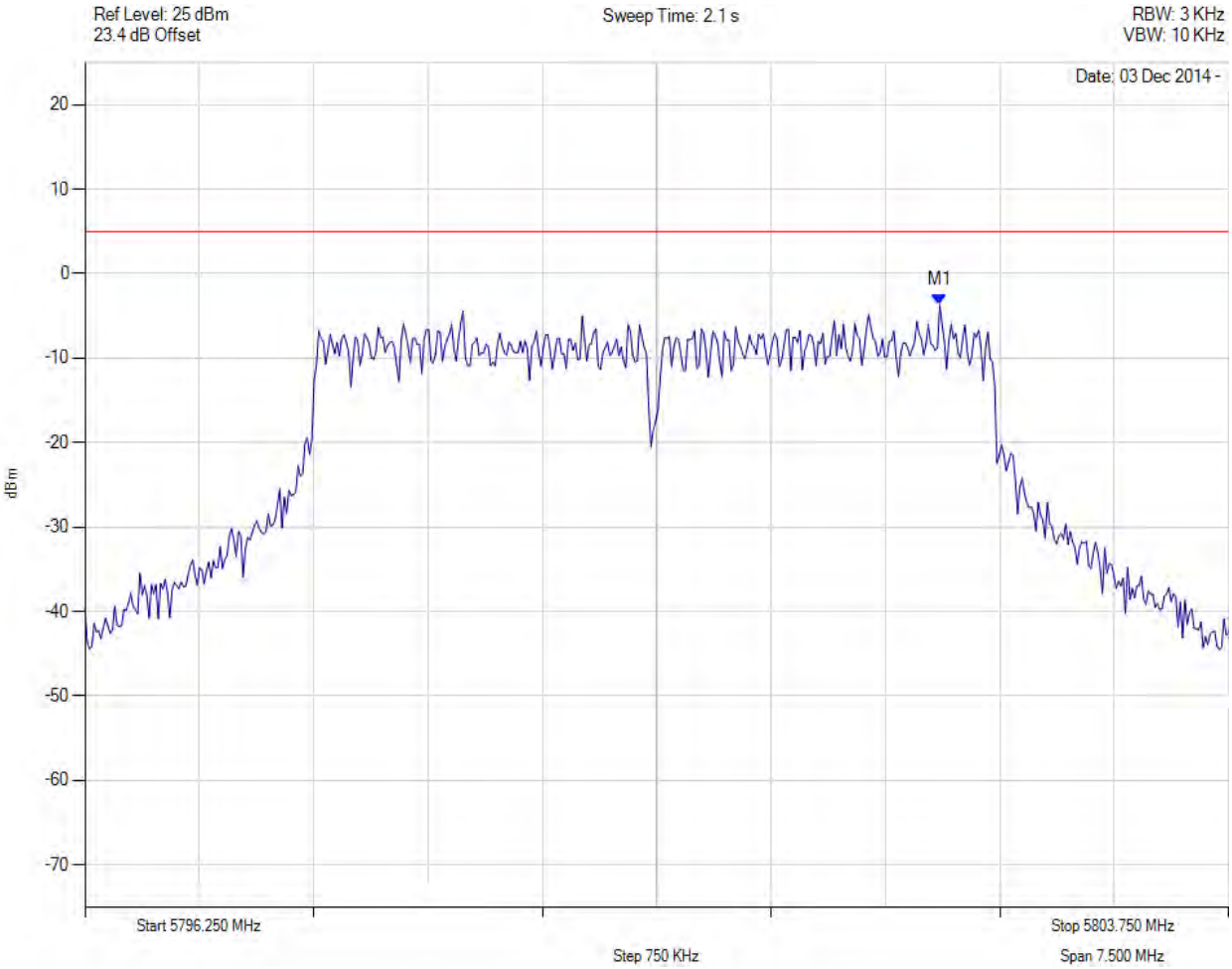

Analyser Setup	Marker:Frequency:Amplitude	Test Results
Detector = MAX PEAK Sweep Count = 0 RF Atten (dB) = 20 Trace Mode = CLR/WRITE	M1 : 5801.856 MHz : -3.719 dBm	Limit: ≤ 4.990 dBm

Back to Matrix

POWER SPECTRAL DENSITY

Variant: 5 MHz, Channel: 5800.00 MHz, SUM, Temp: Ambient, Voltage: 55 Vdc

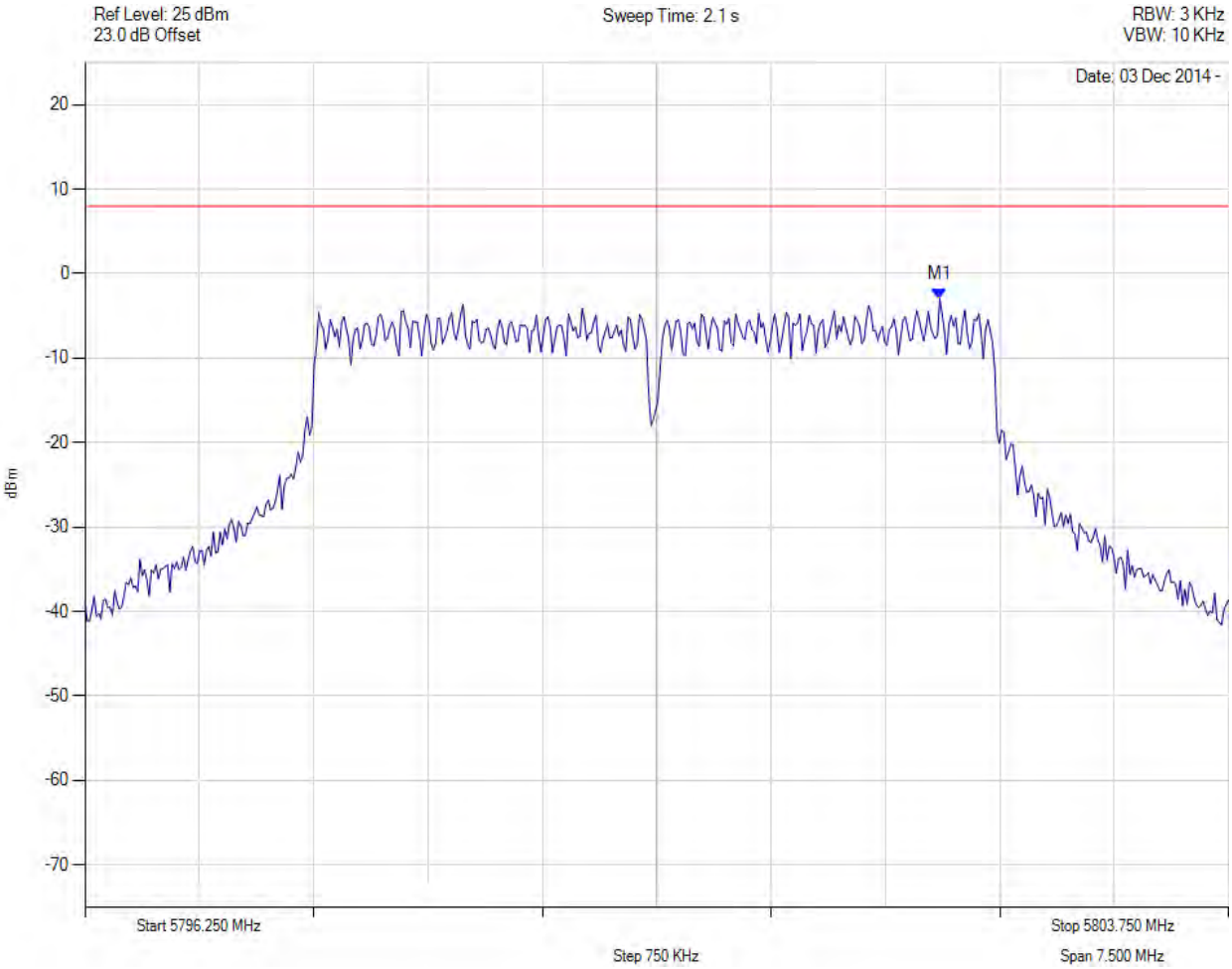

Analyser Setup	Marker:Frequency:Amplitude	Test Results
Detector = MAX PEAK Sweep Count = 0 RF Atten (dB) = 20 Trace Mode = CLR/WRITE	M1 : 5801.900 MHz : -2.989 dBm M1 + DCCF : 5801.900 MHz : -2.812 dBm Duty Cycle Correction Factor : +0.18 dB	Limit: ≤ 8.0 dBm Margin: -10.8 dB

Back to Matrix

POWER SPECTRAL DENSITY

Variant: 5 MHz, Channel: 5845.00 MHz, Chain a, Temp: Ambient, Voltage: 55 Vdc

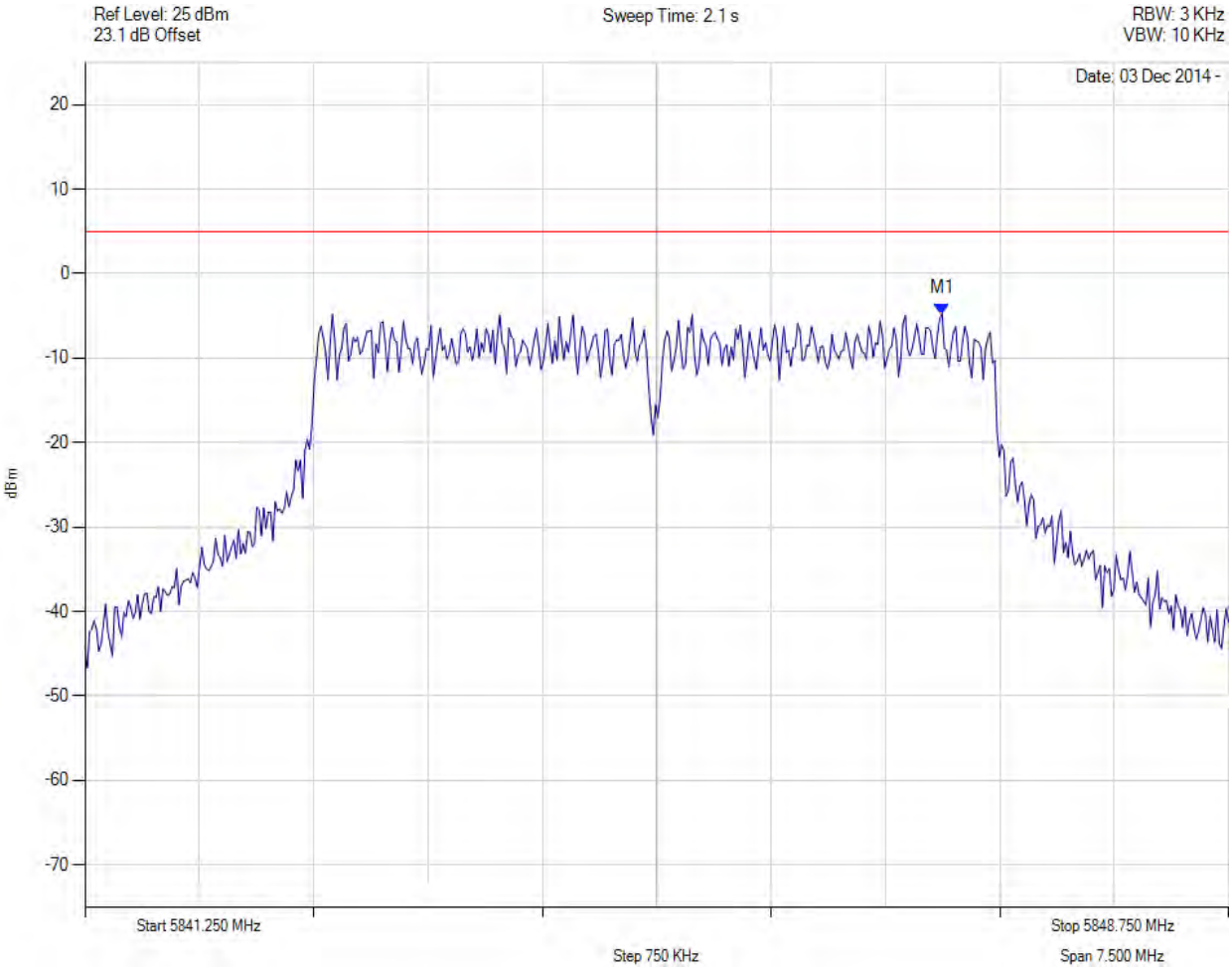

Analyser Setup	Marker:Frequency:Amplitude	Test Results
Detector = MAX PEAK Sweep Count = 0 RF Atten (dB) = 20 Trace Mode = CLR/WRITE	M1 : 5846.871 MHz : -4.741 dBm	Limit: ≤ 4.990 dBm

Back to Matrix

POWER SPECTRAL DENSITY

Variant: 5 MHz, Channel: 5845.00 MHz, Chain b, Temp: Ambient, Voltage: 55 Vdc

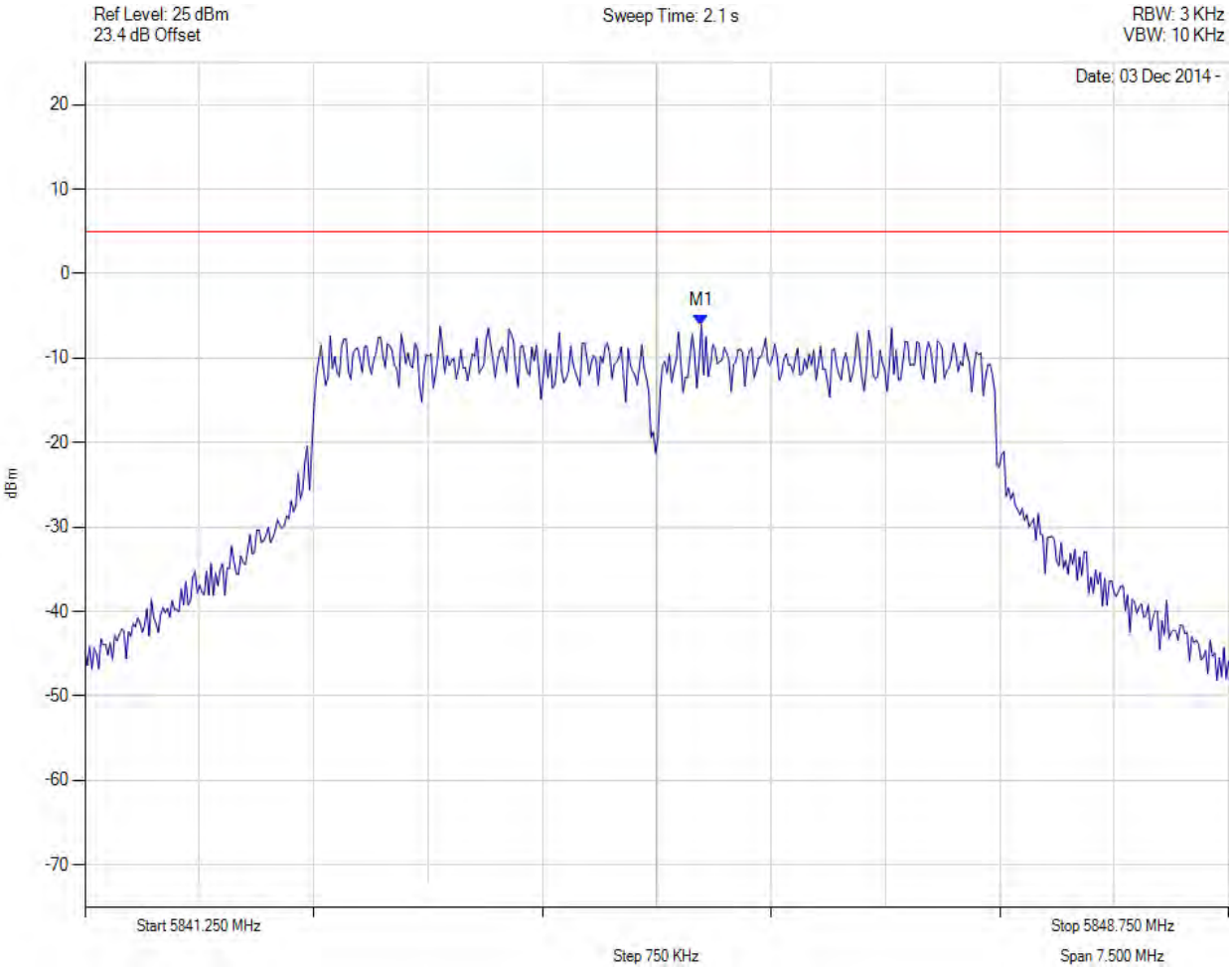

Analyser Setup	Marker:Frequency:Amplitude	Test Results
Detector = MAX PEAK Sweep Count = 0 RF Atten (dB) = 20 Trace Mode = CLR/WRITE	M1 : 5845.293 MHz : -6.063 dBm	Limit: ≤ 4.990 dBm

Back to Matrix

POWER SPECTRAL DENSITY

Variant: 5 MHz, Channel: 5845.00 MHz, SUM, Temp: Ambient, Voltage: 55 Vdc

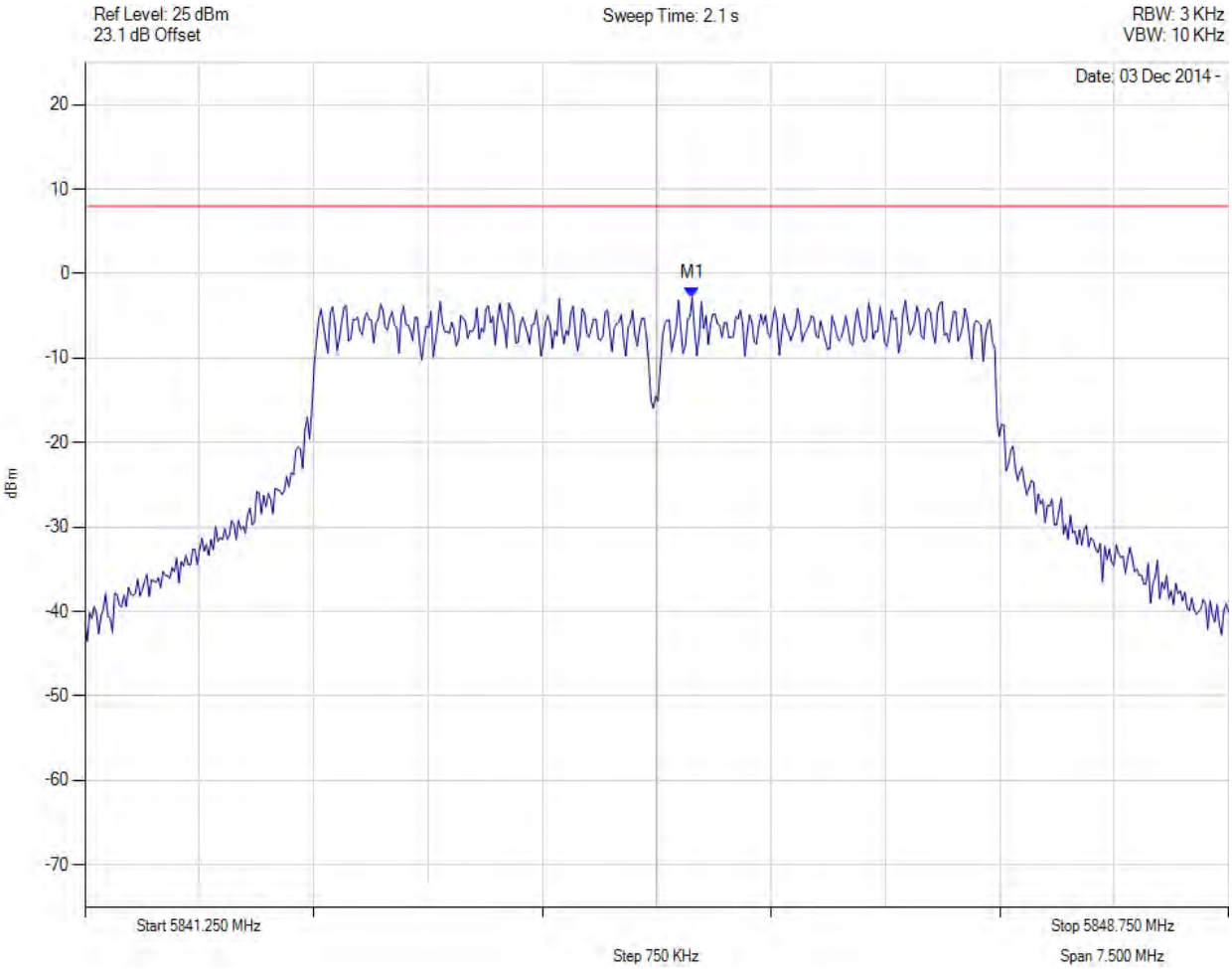

Analyser Setup	Marker:Frequency:Amplitude	Test Results
Detector = MAX PEAK Sweep Count = 0 RF Atten (dB) = 20 Trace Mode = CLR/WRITE	M1 : 5845.200 MHz : -2.811 dBm M1 + DCCF : 5845.200 MHz : -2.634 dBm Duty Cycle Correction Factor : +0.18 dB	Limit: ≤ 8.0 dBm Margin: -10.6 dB

Back to Matrix

POWER SPECTRAL DENSITY

Variant: 10 MHz, Channel: 5731.00 MHz, Chain a, Temp: Ambient, Voltage: 55 Vdc

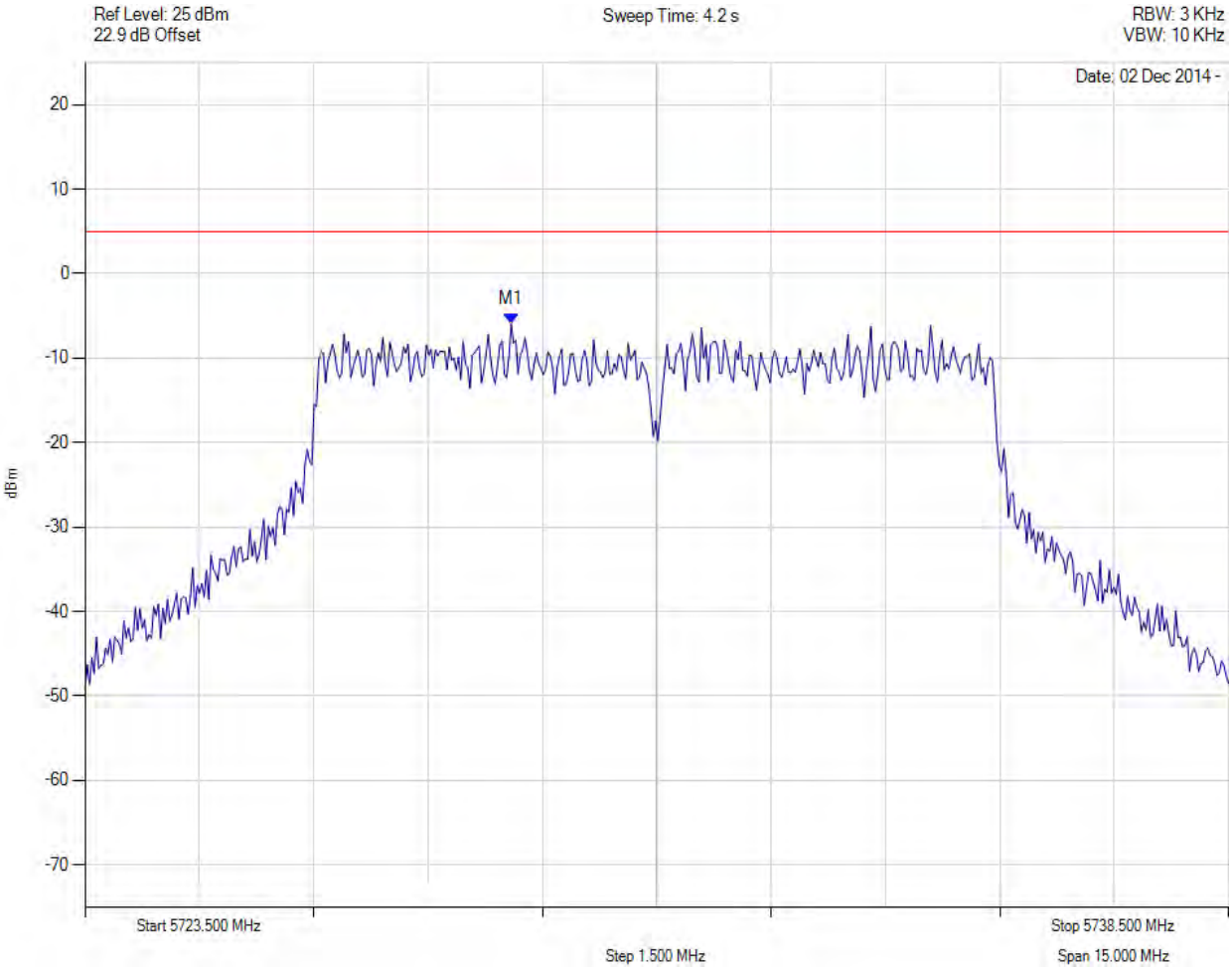

Analyser Setup	Marker:Frequency:Amplitude	Test Results
Detector = MAX PEAK Sweep Count = 0 RF Atten (dB) = 20 Trace Mode = CLR/WRITE	M1 : 5729.091 MHz : -5.970 dBm	Limit: ≤ 4.990 dBm

Back to Matrix

POWER SPECTRAL DENSITY

Variant: 10 MHz, Channel: 5731.00 MHz, Chain b, Temp: Ambient, Voltage: 55 Vdc

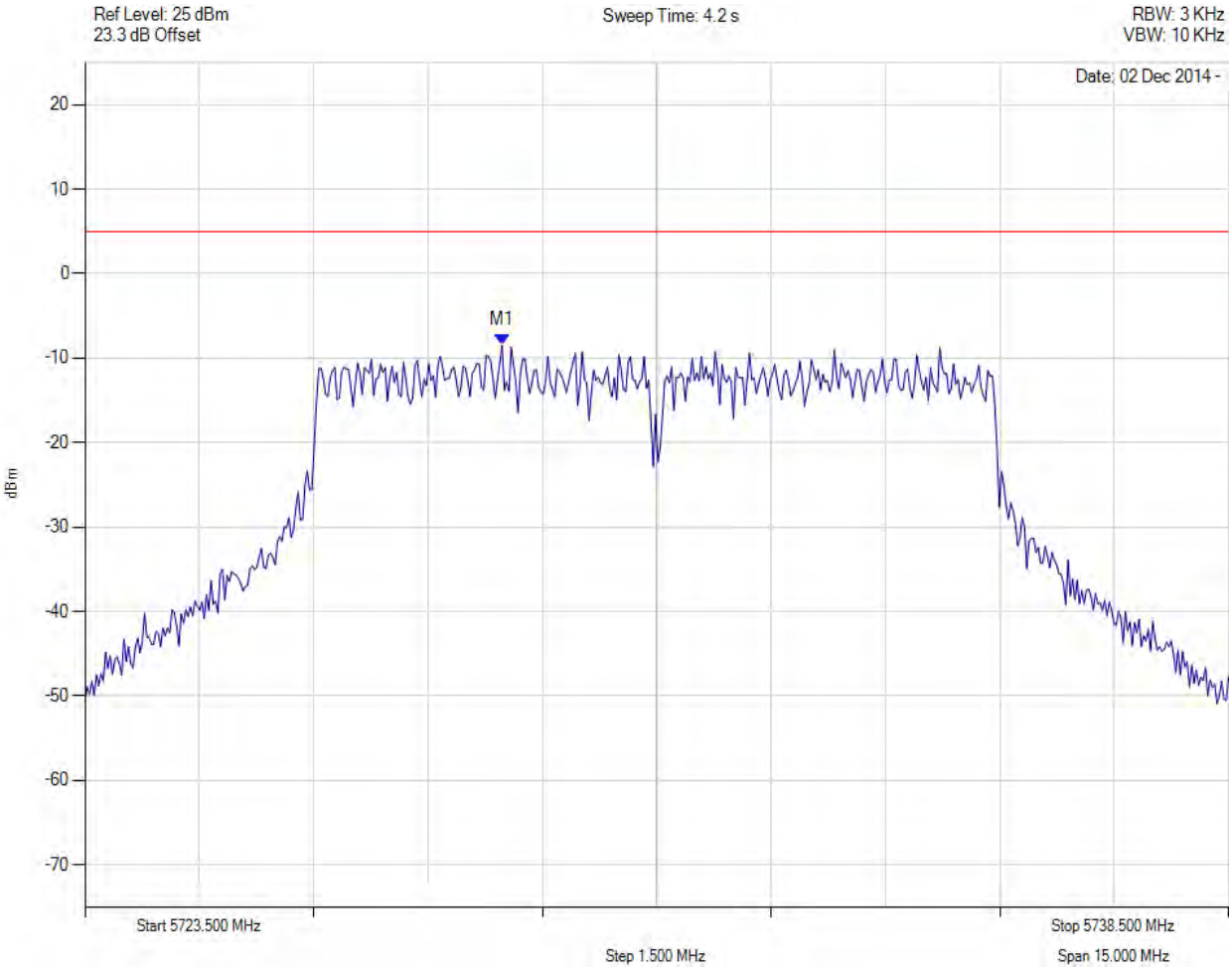

Analyser Setup	Marker:Frequency:Amplitude	Test Results
Detector = MAX PEAK Sweep Count = 0 RF Atten (dB) = 20 Trace Mode = CLR/WRITE	M1 : 5728.971 MHz : -8.480 dBm	Limit: ≤ 4.990 dBm

Back to Matrix

POWER SPECTRAL DENSITY

Variant: 10 MHz, Channel: 5731.00 MHz, SUM, Temp: Ambient, Voltage: 55 Vdc

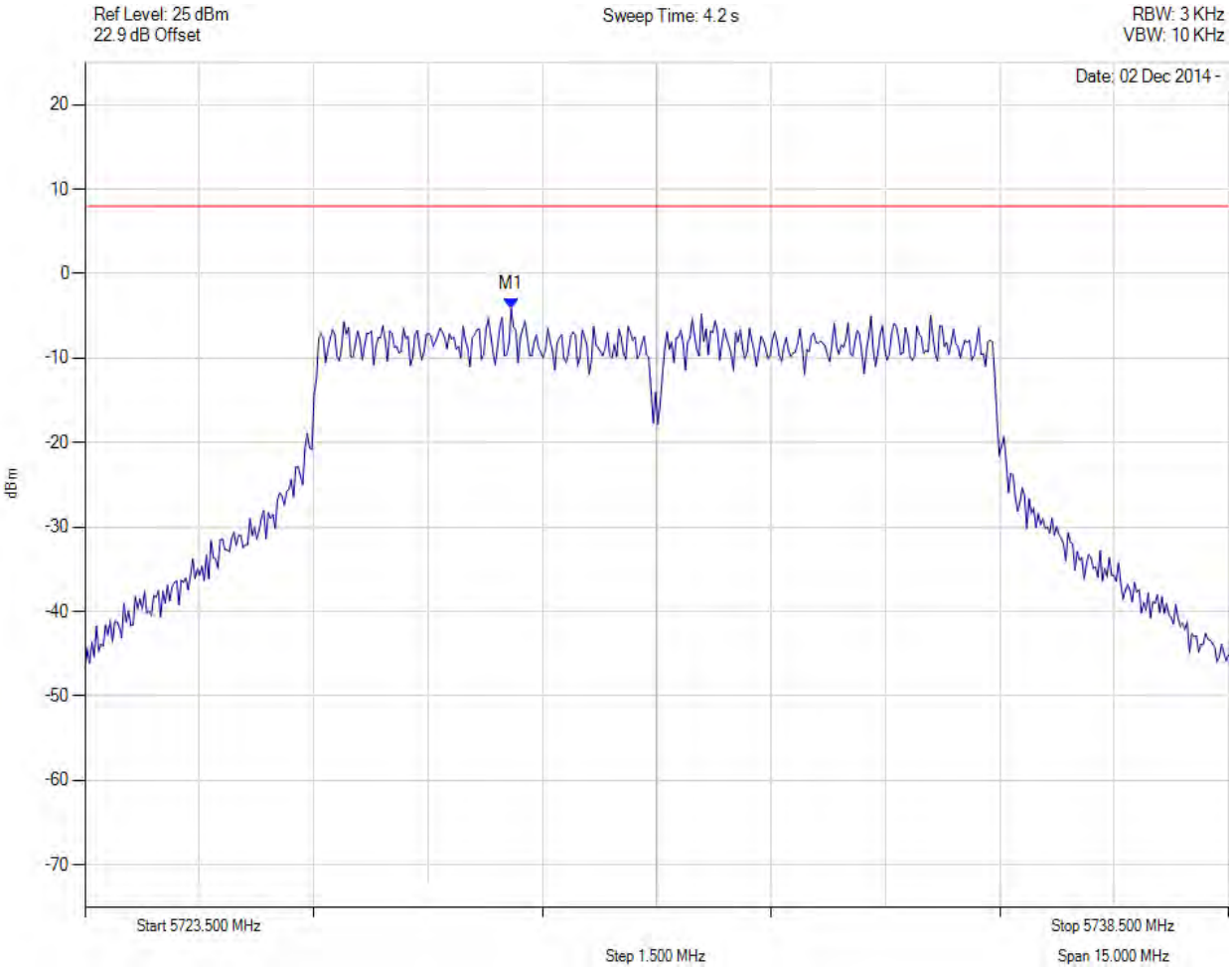

Analyser Setup	Marker:Frequency:Amplitude	Test Results
Detector = MAX PEAK Sweep Count = 0 RF Atten (dB) = 20 Trace Mode = CLR/WRITE	M1 : 5729.100 MHz : -4.108 dBm M1 + DCCF : 5729.100 MHz : -3.839 dBm Duty Cycle Correction Factor : +0.27 dB	Limit: ≤ 8.0 dBm Margin: -11.8 dB

Back to Matrix

POWER SPECTRAL DENSITY

Variant: 10 MHz, Channel: 5800.00 MHz, Chain a, Temp: Ambient, Voltage: 55 Vdc

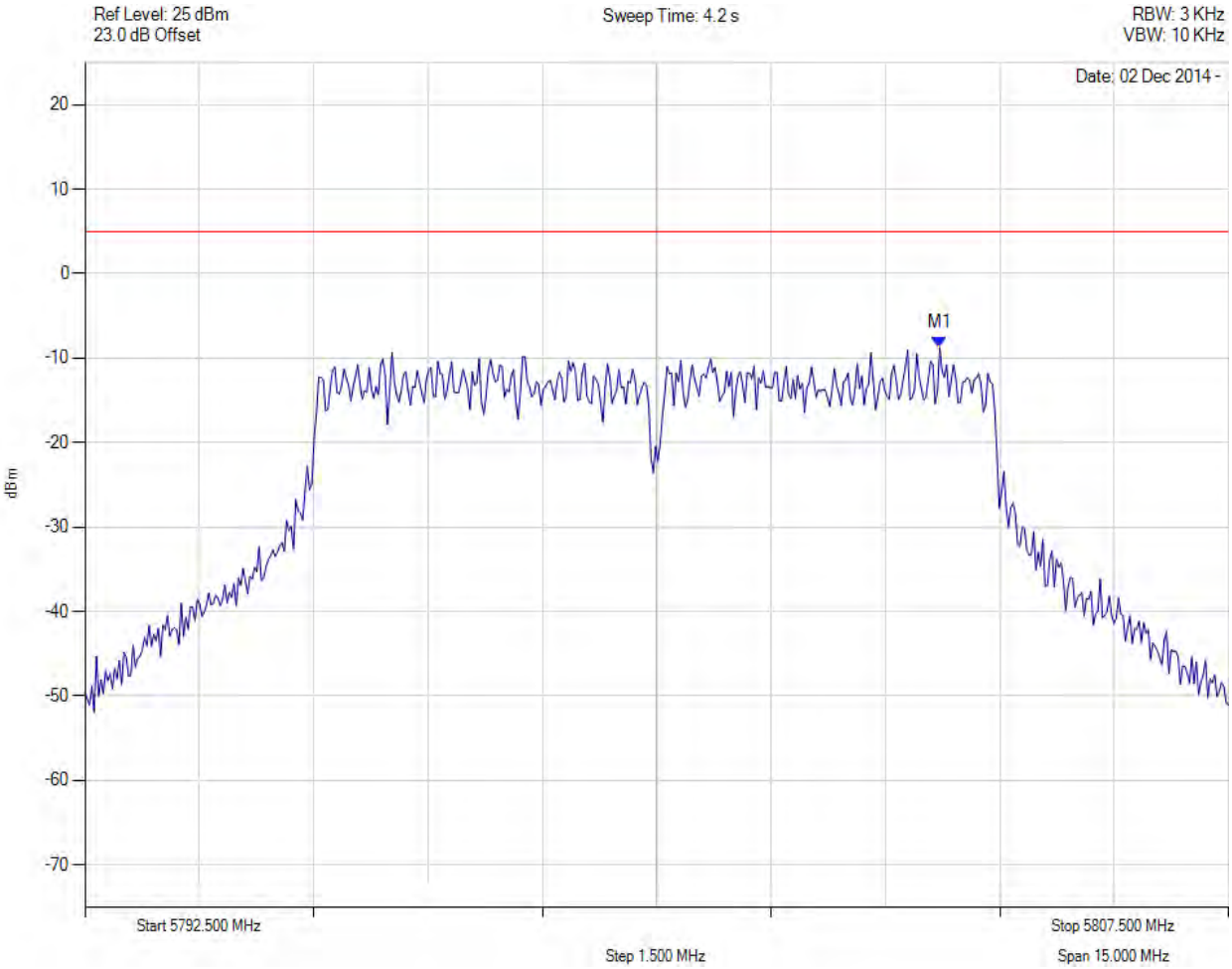

Analyser Setup	Marker:Frequency:Amplitude	Test Results
Detector = MAX PEAK Sweep Count = 0 RF Atten (dB) = 20 Trace Mode = CLR/WRITE	M1 : 5803.712 MHz : -8.750 dBm	Limit: ≤ 4.990 dBm

Back to Matrix

POWER SPECTRAL DENSITY

Variant: 10 MHz, Channel: 5800.00 MHz, Chain b, Temp: Ambient, Voltage: 55 Vdc

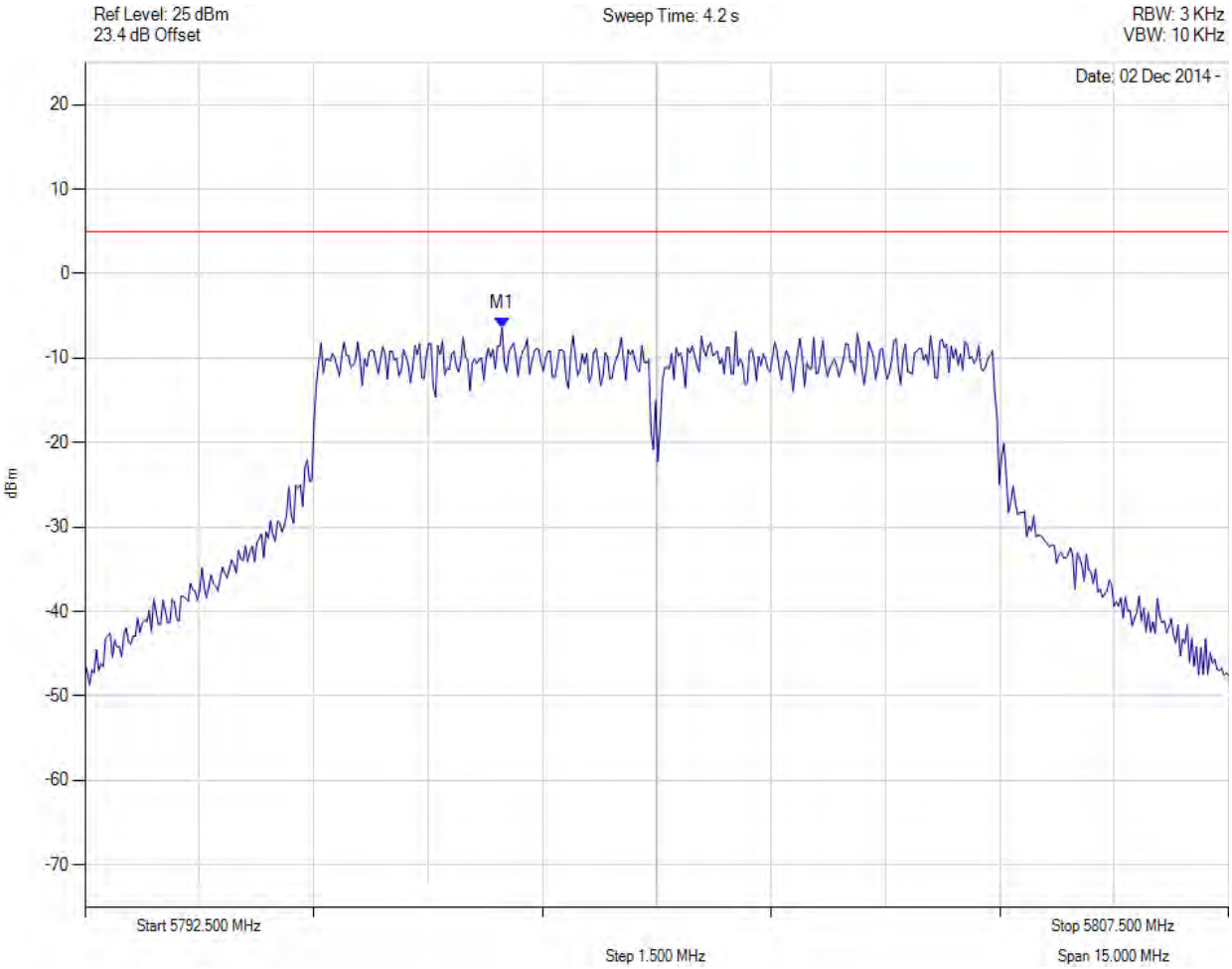

Analyser Setup	Marker:Frequency:Amplitude	Test Results
Detector = MAX PEAK Sweep Count = 0 RF Atten (dB) = 20 Trace Mode = CLR/WRITE	M1 : 5797.971 MHz : -6.425 dBm	Limit: ≤ 4.990 dBm

Back to Matrix

POWER SPECTRAL DENSITY

Variant: 10 MHz, Channel: 5800.00 MHz, SUM, Temp: Ambient, Voltage: 55 Vdc

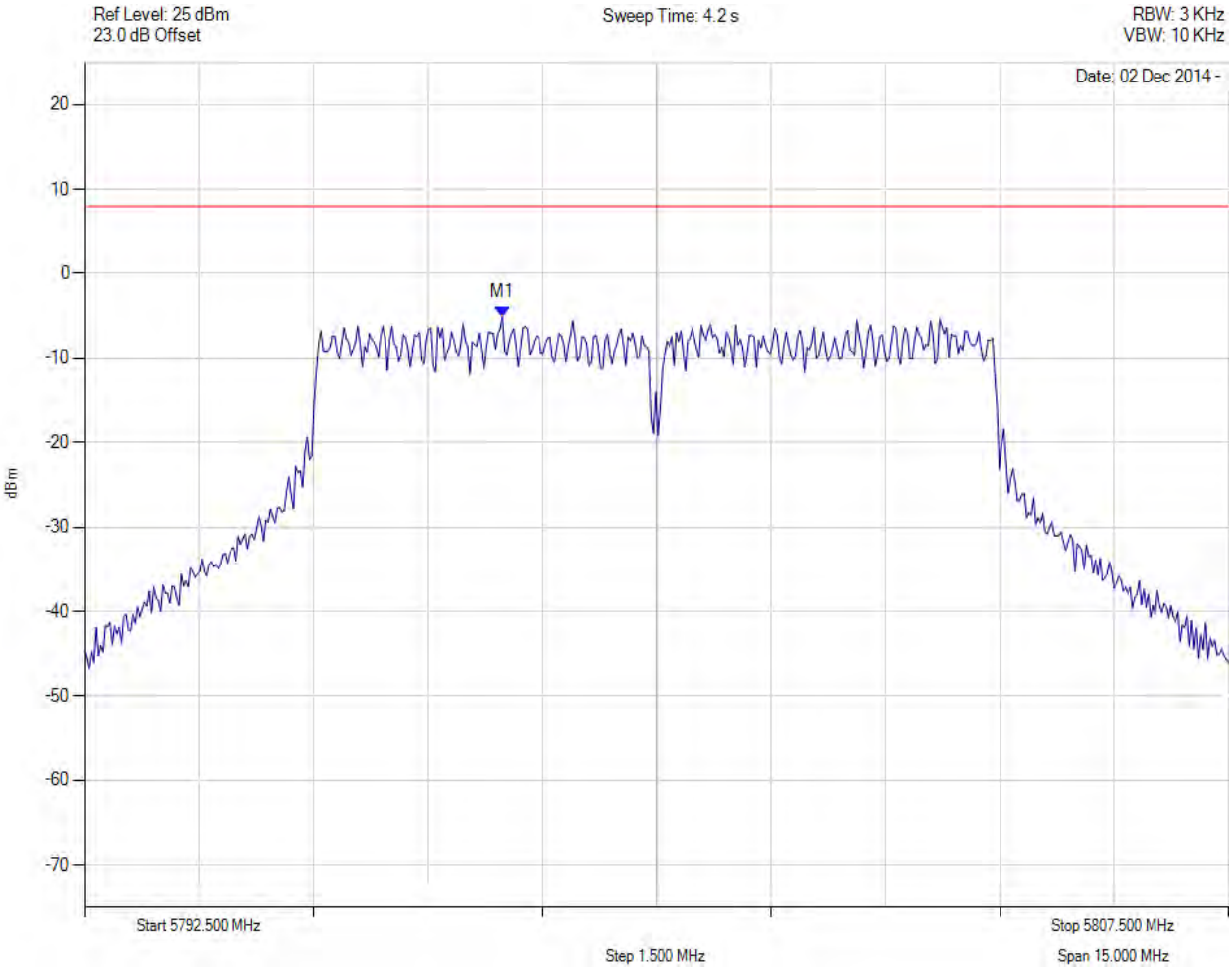

Analyser Setup	Marker:Frequency:Amplitude	Test Results
Detector = MAX PEAK Sweep Count = 0 RF Atten (dB) = 20 Trace Mode = CLR/WRITE	M1 : 5798.000 MHz : -5.114 dBm M1 + DCCF : 5798.000 MHz : -4.845 dBm Duty Cycle Correction Factor : +0.27 dB	Limit: ≤ 8.0 dBm Margin: -12.9 dB

Back to Matrix

POWER SPECTRAL DENSITY

Variant: 10 MHz, Channel: 5844.00 MHz, Chain a, Temp: Ambient, Voltage: 55 Vdc

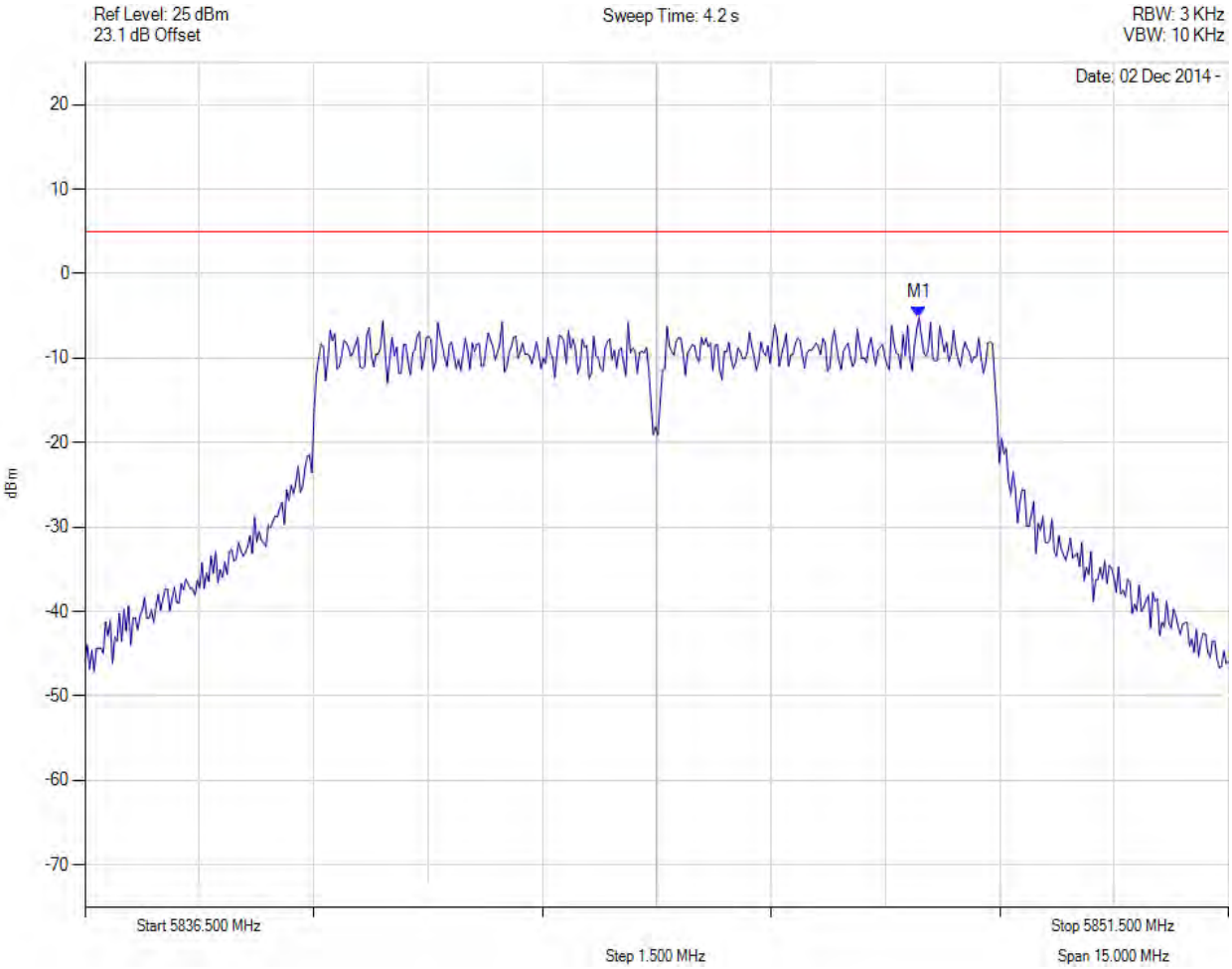

Analyser Setup	Marker:Frequency:Amplitude	Test Results
Detector = MAX PEAK Sweep Count = 0 RF Atten (dB) = 20 Trace Mode = CLR/WRITE	M1 : 5847.442 MHz : -5.177 dBm	Limit: ≤ 4.990 dBm

Back to Matrix

POWER SPECTRAL DENSITY

Variant: 10 MHz, Channel: 5844.00 MHz, Chain b, Temp: Ambient, Voltage: 55 Vdc

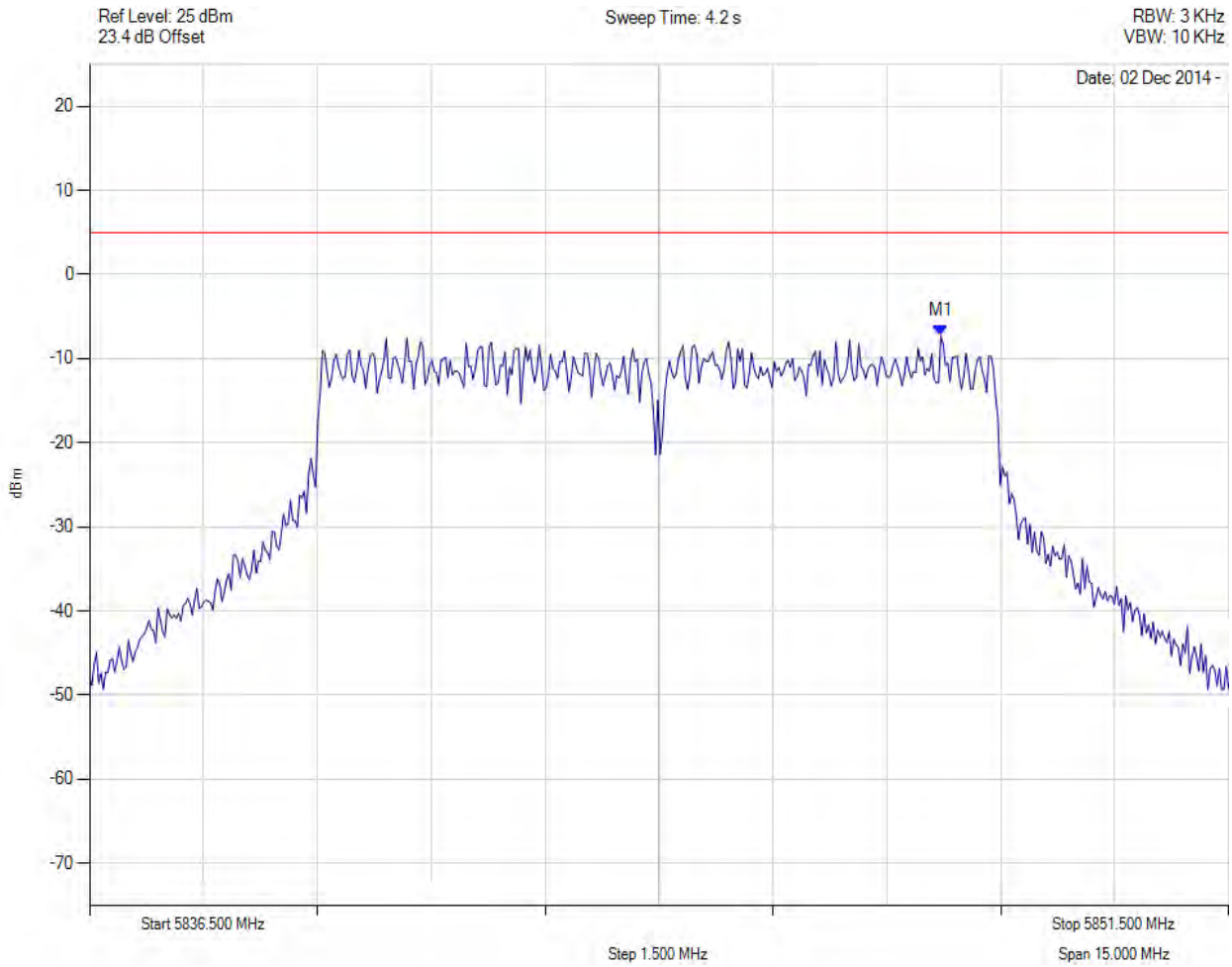

Analyser Setup	Marker:Frequency:Amplitude	Test Results
Detector = MAX PEAK Sweep Count = 0 RF Atten (dB) = 20 Trace Mode = CLR/WRITE	M1 : 5847.712 MHz : -7.292 dBm	Limit: ≤ 4.990 dBm

Back to Matrix

POWER SPECTRAL DENSITY

Variant: 10 MHz, Channel: 5844.00 MHz, SUM, Temp: Ambient, Voltage: 55 Vdc

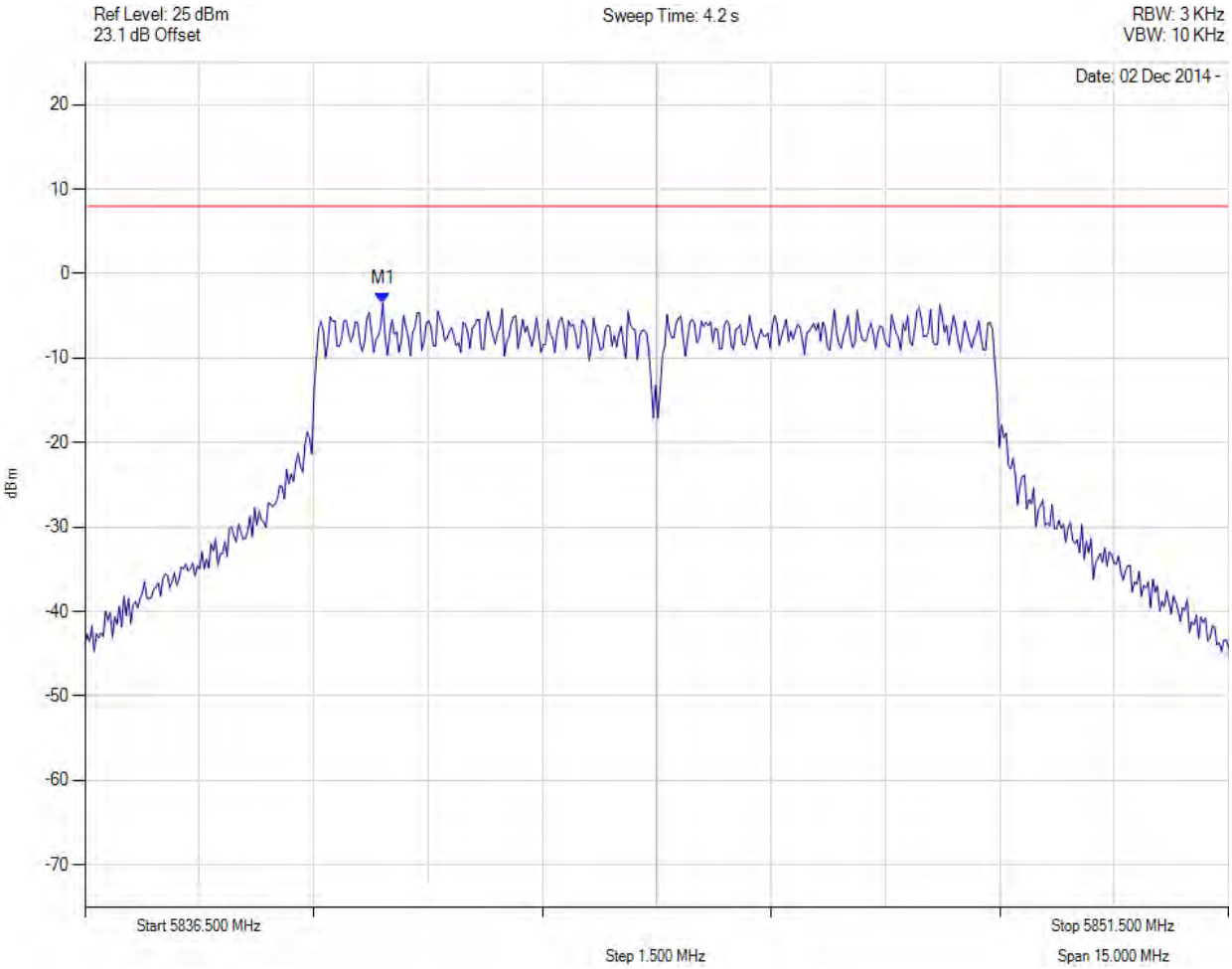

Analyser Setup	Marker:Frequency:Amplitude	Test Results
Detector = MAX PEAK Sweep Count = 0 RF Atten (dB) = 20 Trace Mode = CLR/WRITE	M1 : 5840.400 MHz : -3.507 dBm M1 + DCCF : 5840.400 MHz : -3.238 dBm Duty Cycle Correction Factor : +0.27 dB	Limit: ≤ 8.0 dBm Margin: -11.2 dB

Back to Matrix

POWER SPECTRAL DENSITY

Variant: 20 MHz, Channel: 5735.00 MHz, Chain a, Temp: Ambient, Voltage: 55 Vdc

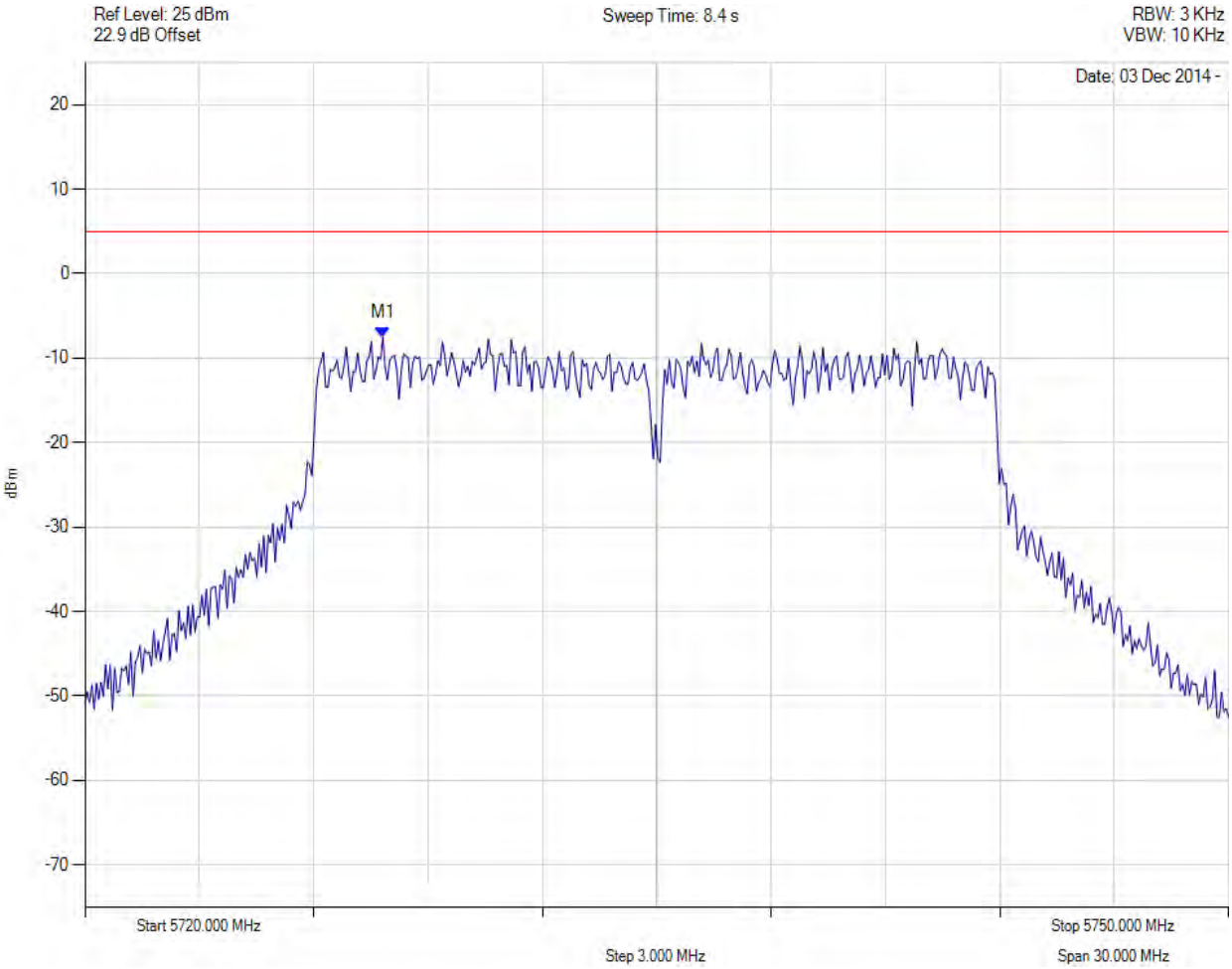

Analyser Setup	Marker:Frequency:Amplitude	Test Results
Detector = MAX PEAK Sweep Count = 0 RF Atten (dB) = 20 Trace Mode = CLR/WRITE	M1 : 5727.816 MHz : -7.560 dBm	Limit: ≤ 4.990 dBm

Back to Matrix

POWER SPECTRAL DENSITY

Variant: 20 MHz, Channel: 5735.00 MHz, Chain b, Temp: Ambient, Voltage: 55 Vdc

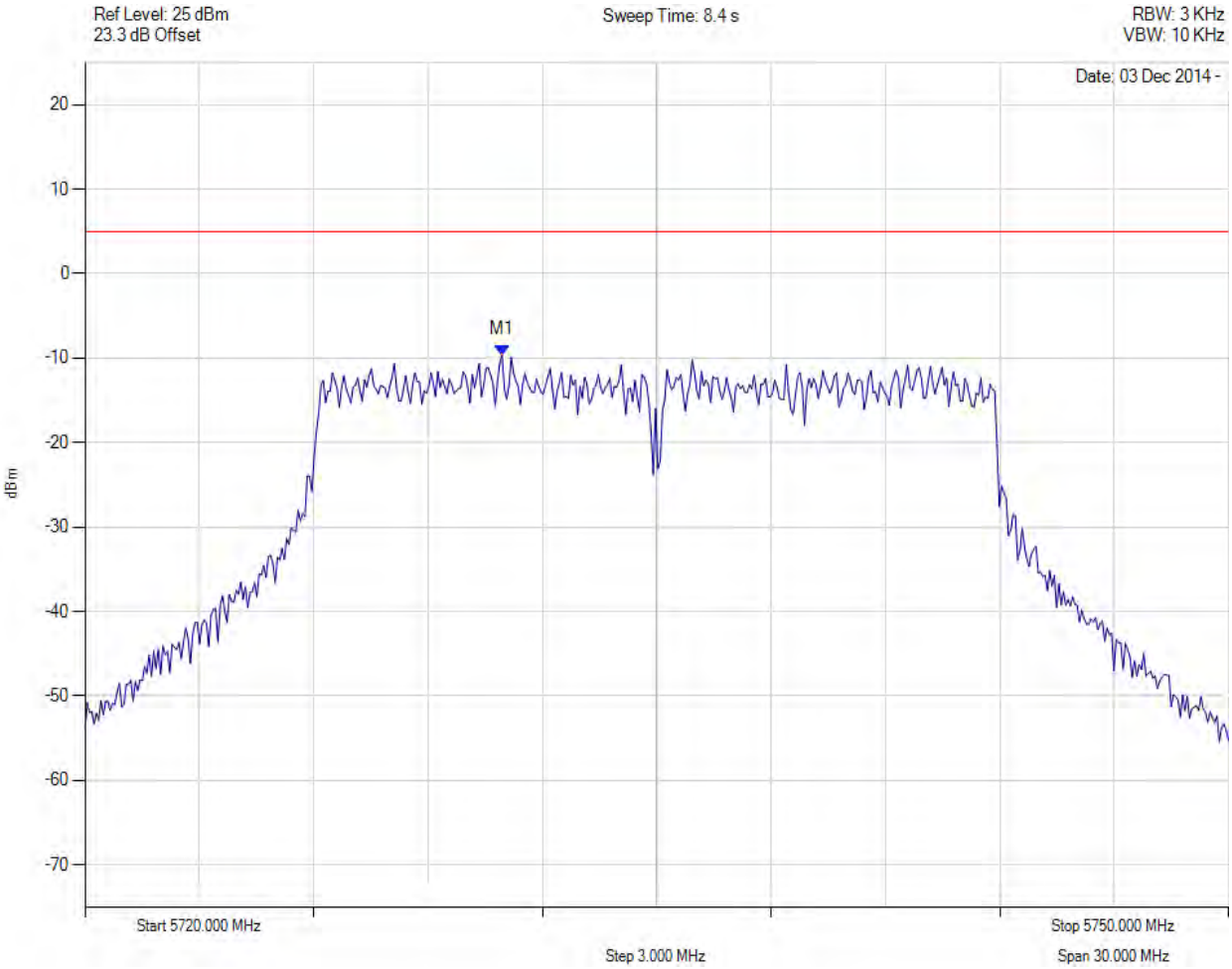

Analyser Setup	Marker:Frequency:Amplitude	Test Results
Detector = MAX PEAK Sweep Count = 0 RF Atten (dB) = 20 Trace Mode = CLR/WRITE	M1 : 5730.942 MHz : -9.625 dBm	Limit: ≤ 4.990 dBm

Back to Matrix

POWER SPECTRAL DENSITY

Variant: 20 MHz, Channel: 5735.00 MHz, SUM, Temp: Ambient, Voltage: 55 Vdc

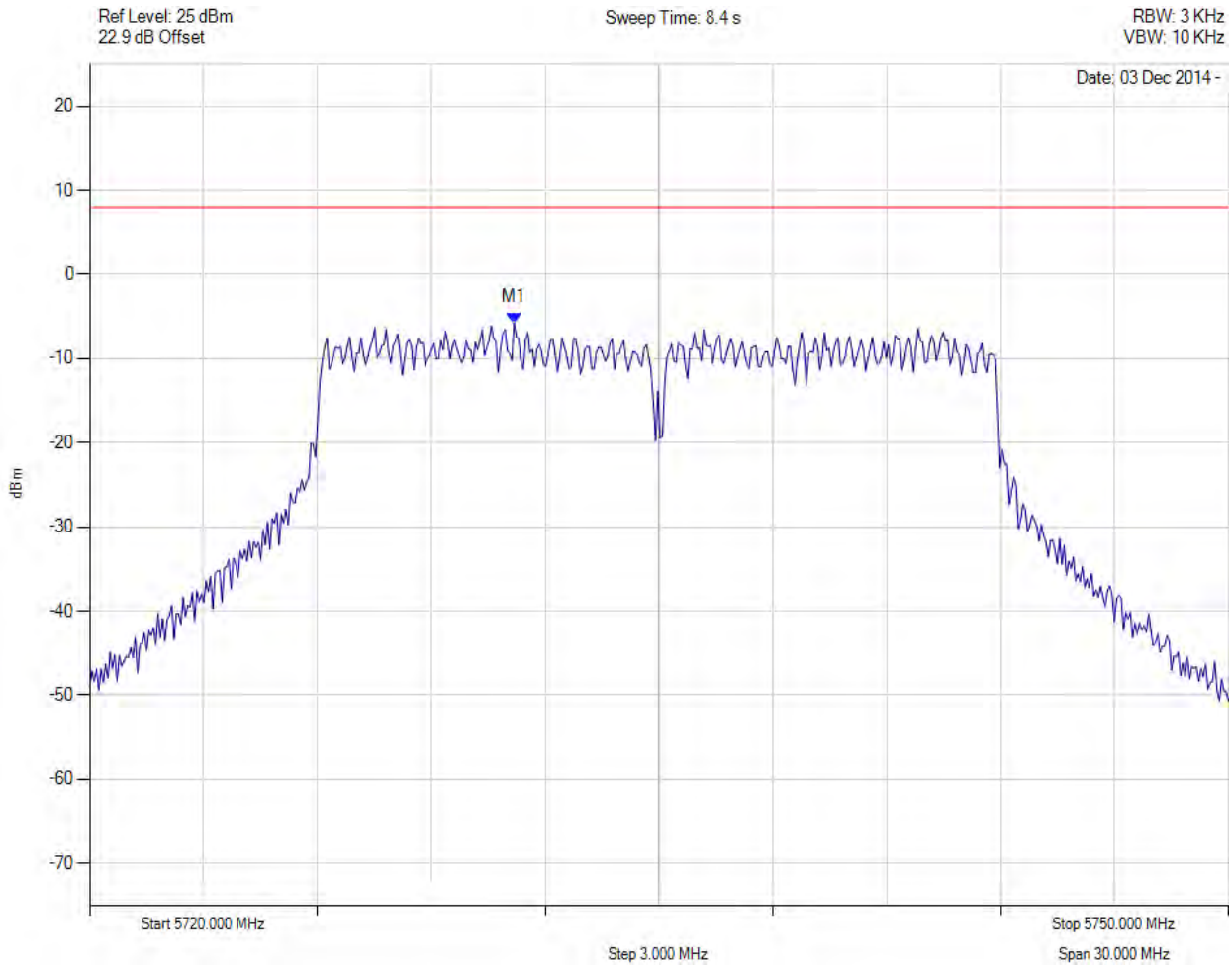

Analyser Setup	Marker:Frequency:Amplitude	Test Results
Detector = MAX PEAK Sweep Count = 0 RF Atten (dB) = 20 Trace Mode = CLR/WRITE	M1 : 5731.200 MHz : -5.727 dBm M1 + DCCF : 5731.200 MHz : -5.365 dBm Duty Cycle Correction Factor : +0.36 dB	Limit: ≤ 8.0 dBm Margin: -13.4 dB

Back to Matrix

POWER SPECTRAL DENSITY

Variant: 20 MHz, Channel: 5800.00 MHz, Chain a, Temp: Ambient, Voltage: 55 Vdc

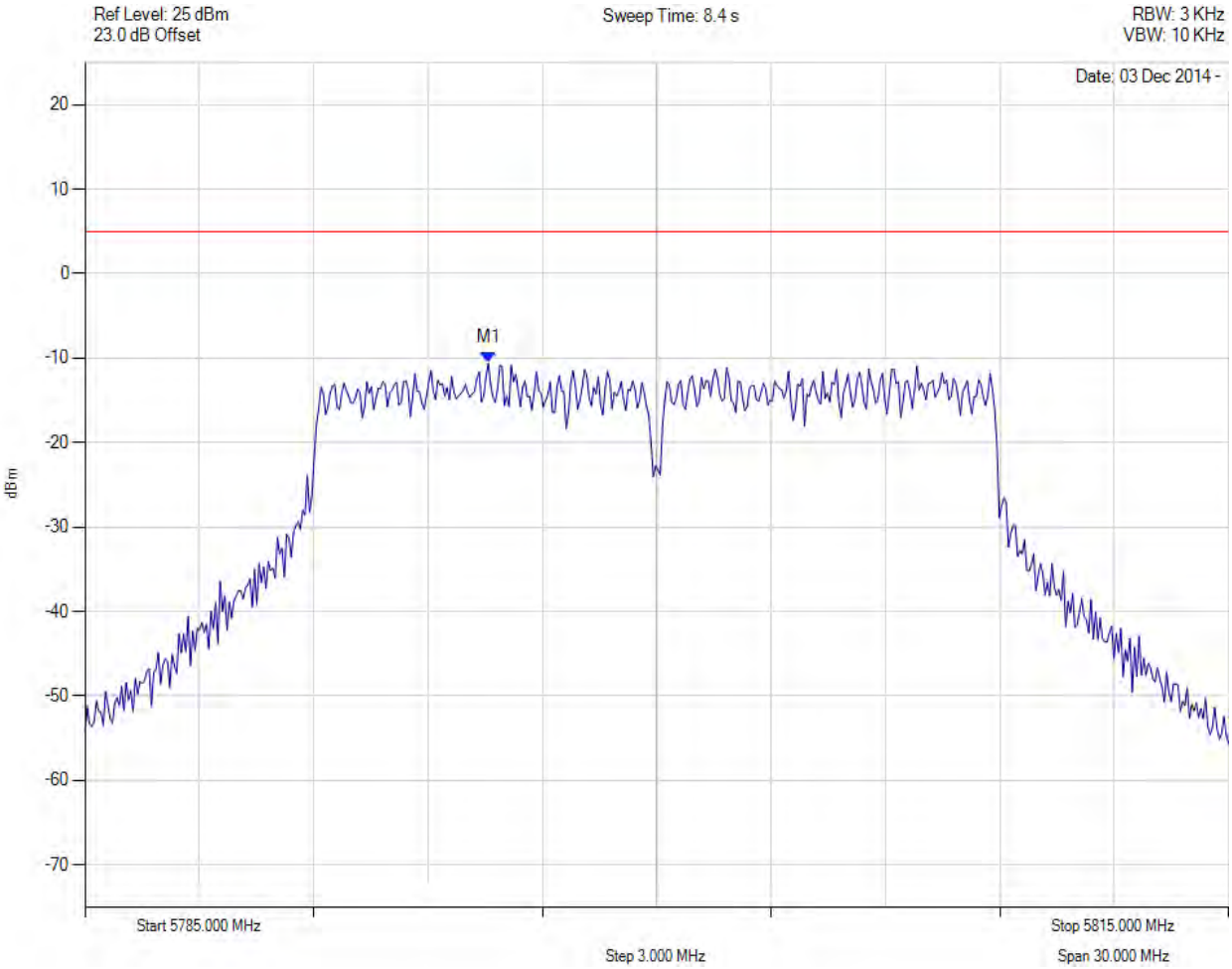

Analyser Setup	Marker:Frequency:Amplitude	Test Results
Detector = MAX PEAK Sweep Count = 0 RF Atten (dB) = 20 Trace Mode = CLR/WRITE	M1 : 5795.581 MHz : -10.574 dBm	Limit: ≤ 4.990 dBm

Back to Matrix

POWER SPECTRAL DENSITY

Variant: 20 MHz, Channel: 5800.00 MHz, Chain b, Temp: Ambient, Voltage: 55 Vdc

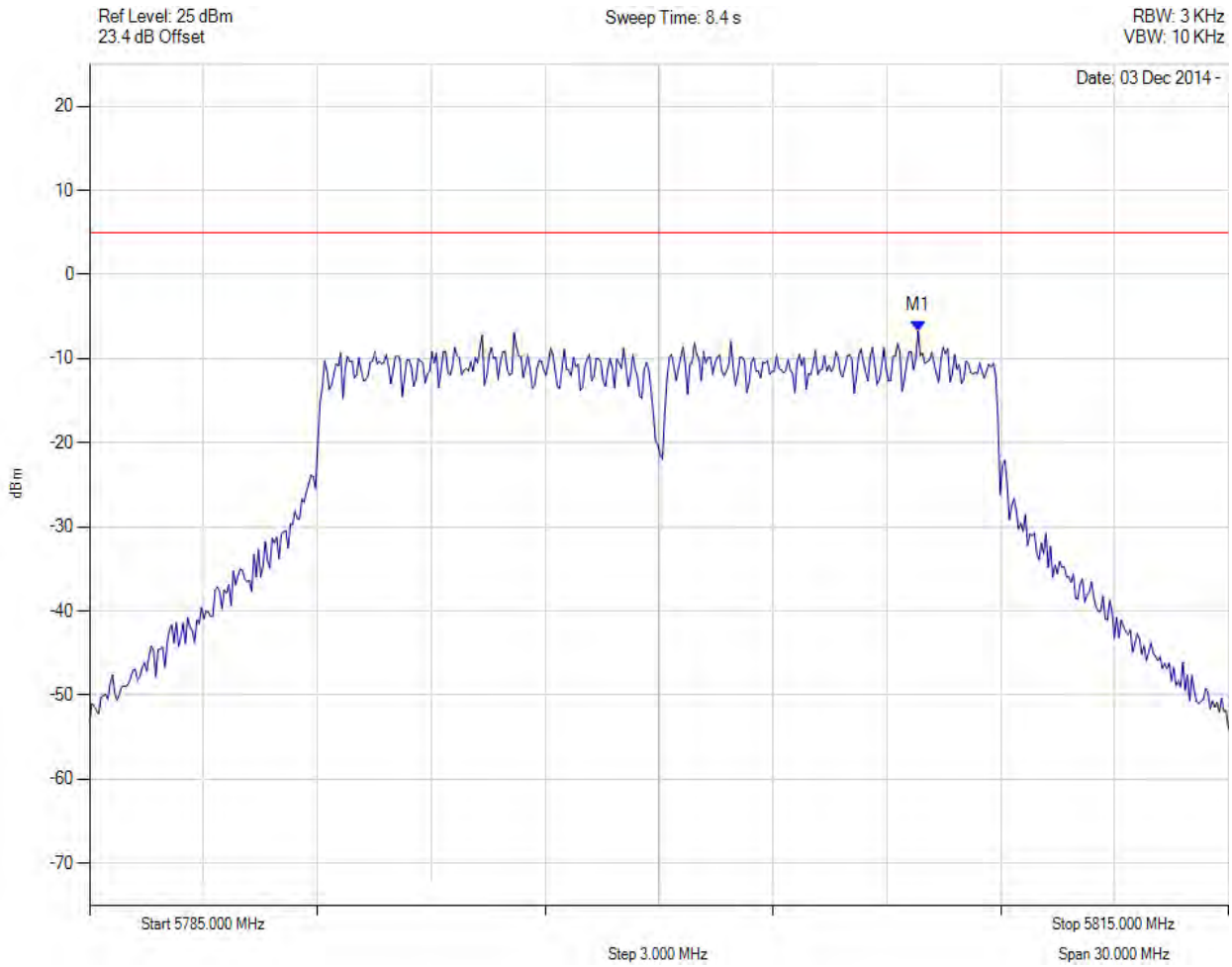

Analyser Setup	Marker:Frequency:Amplitude	Test Results
Detector = MAX PEAK Sweep Count = 0 RF Atten (dB) = 20 Trace Mode = CLR/WRITE	M1 : 5806.824 MHz : -6.700 dBm	Limit: ≤ 4.990 dBm

Back to Matrix

POWER SPECTRAL DENSITY

Variant: 20 MHz, Channel: 5800.00 MHz, SUM, Temp: Ambient, Voltage: 55 Vdc

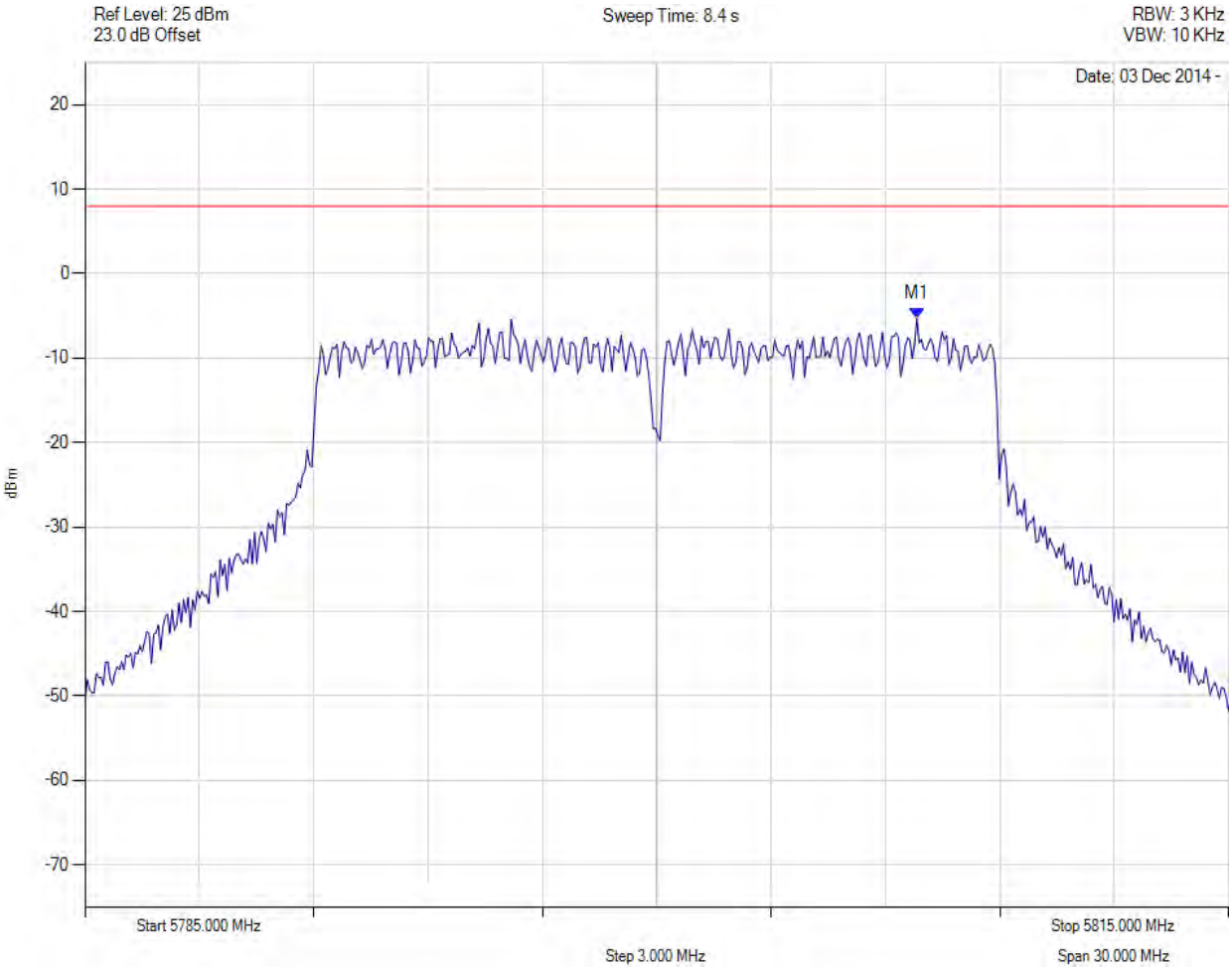

Analyser Setup	Marker:Frequency:Amplitude	Test Results
Detector = MAX PEAK Sweep Count = 0 RF Atten (dB) = 20 Trace Mode = CLR/WRITE	M1 : 5806.800 MHz : -5.317 dBm M1 + DCCF : 5806.800 MHz : -4.955 dBm Duty Cycle Correction Factor : +0.36 dB	Limit: ≤ 8.0 dBm Margin: -13.0 dB

Back to Matrix

POWER SPECTRAL DENSITY

Variant: 20 MHz, Channel: 5840.00 MHz, Chain a, Temp: Ambient, Voltage: 55 Vdc

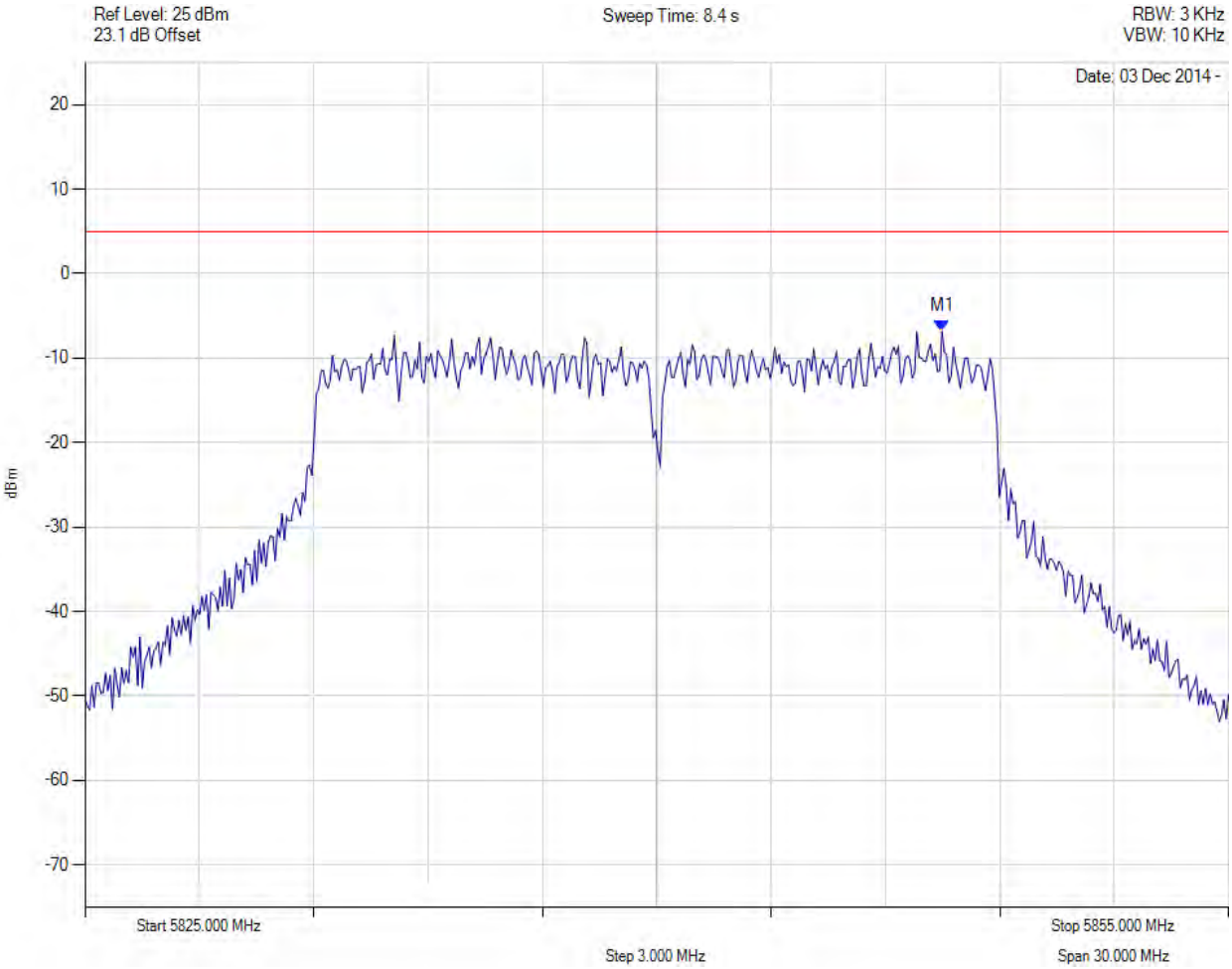

Analyser Setup	Marker:Frequency:Amplitude	Test Results
Detector = MAX PEAK Sweep Count = 0 RF Atten (dB) = 20 Trace Mode = CLR/WRITE	M1 : 5847.485 MHz : -6.855 dBm	Limit: ≤ 4.990 dBm

Back to Matrix

POWER SPECTRAL DENSITY

Variant: 20 MHz, Channel: 5840.00 MHz, Chain b, Temp: Ambient, Voltage: 55 Vdc

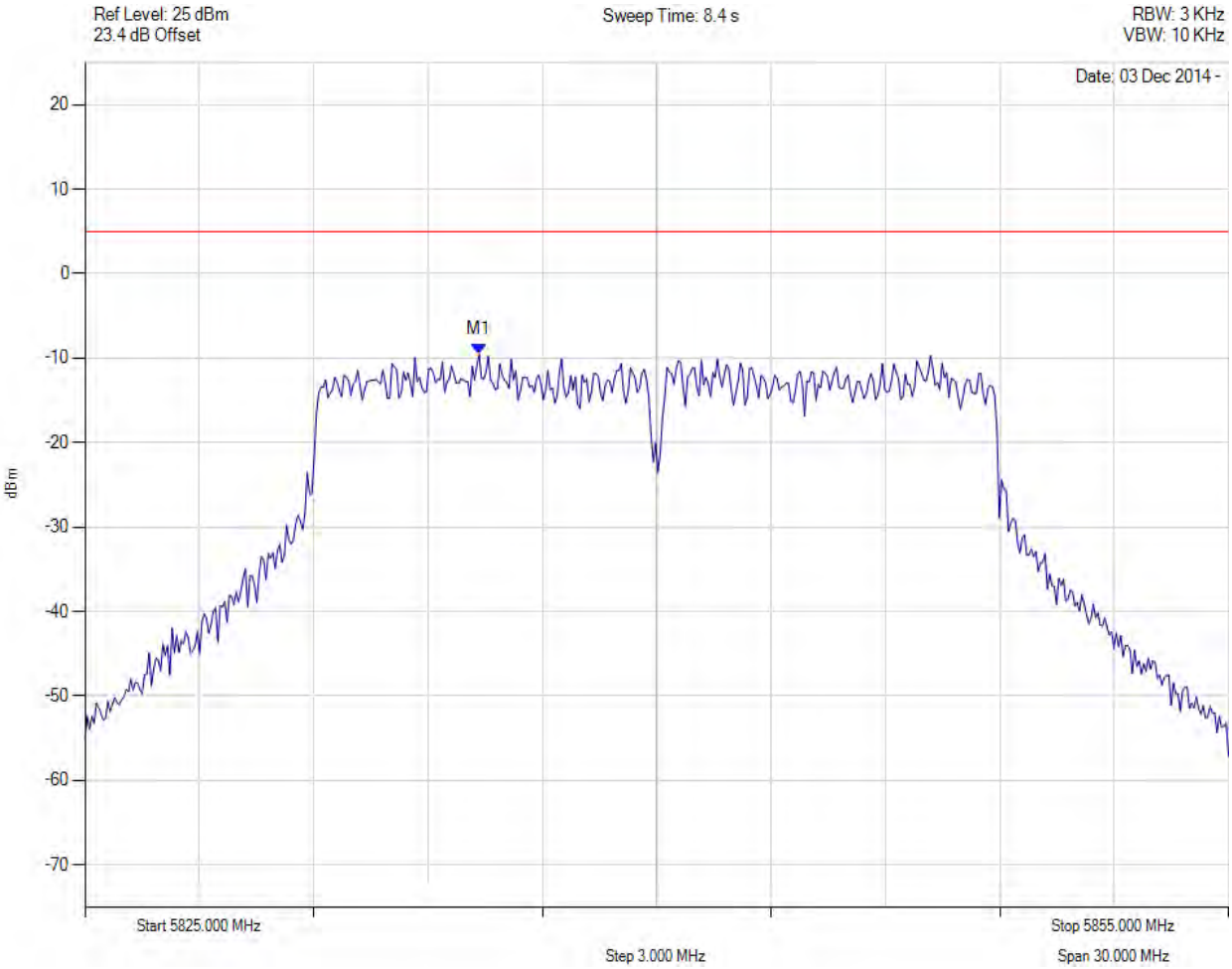

Analyser Setup	Marker:Frequency:Amplitude	Test Results
Detector = MAX PEAK Sweep Count = 0 RF Atten (dB) = 20 Trace Mode = CLR/WRITE	M1 : 5835.341 MHz : -9.545 dBm	Limit: ≤ 4.990 dBm

Back to Matrix

POWER SPECTRAL DENSITY

Variant: 20 MHz, Channel: 5840.00 MHz, SUM, Temp: Ambient, Voltage: 55 Vdc

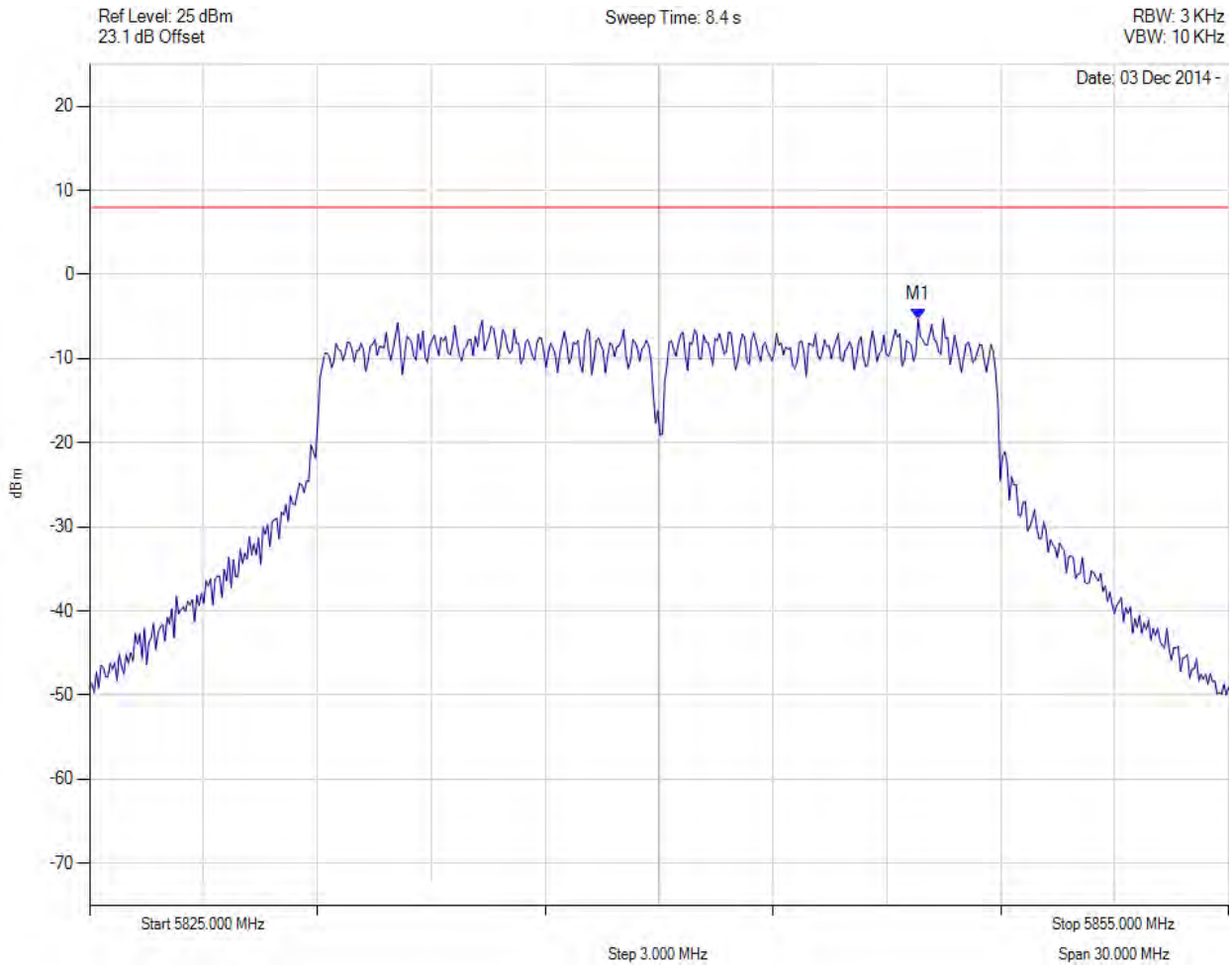

Analyser Setup	Marker:Frequency:Amplitude	Test Results
Detector = MAX PEAK Sweep Count = 0 RF Atten (dB) = 20 Trace Mode = CLR/WRITE	M1 : 5846.800 MHz : -5.308 dBm M1 + DCCF : 5846.800 MHz : -4.946 dBm Duty Cycle Correction Factor : +0.36 dB	Limit: ≤ 8.0 dBm Margin: -13.0 dB

Back to Matrix

POWER SPECTRAL DENSITY

Variant: 40 MHz, Channel: 5745.00 MHz, Chain a, Temp: Ambient, Voltage: 55 Vdc

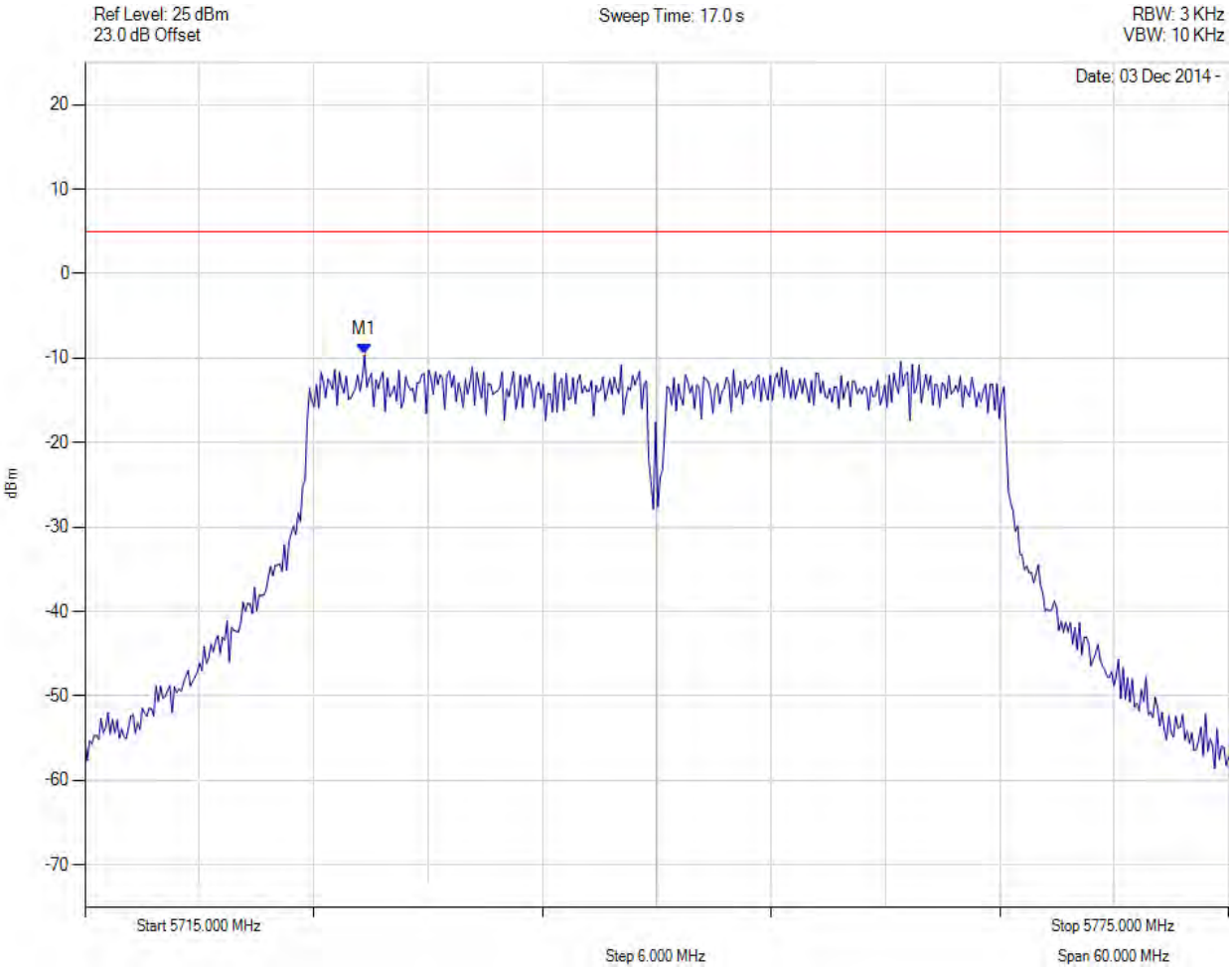

Analyser Setup	Marker:Frequency:Amplitude	Test Results
Detector = MAX PEAK Sweep Count = 0 RF Atten (dB) = 20 Trace Mode = CLR/WRITE	M1 : 5729.669 MHz : -9.622 dBm	Limit: ≤ 4.990 dBm

Back to Matrix

POWER SPECTRAL DENSITY

Variant: 40 MHz, Channel: 5745.00 MHz, Chain b, Temp: Ambient, Voltage: 55 Vdc

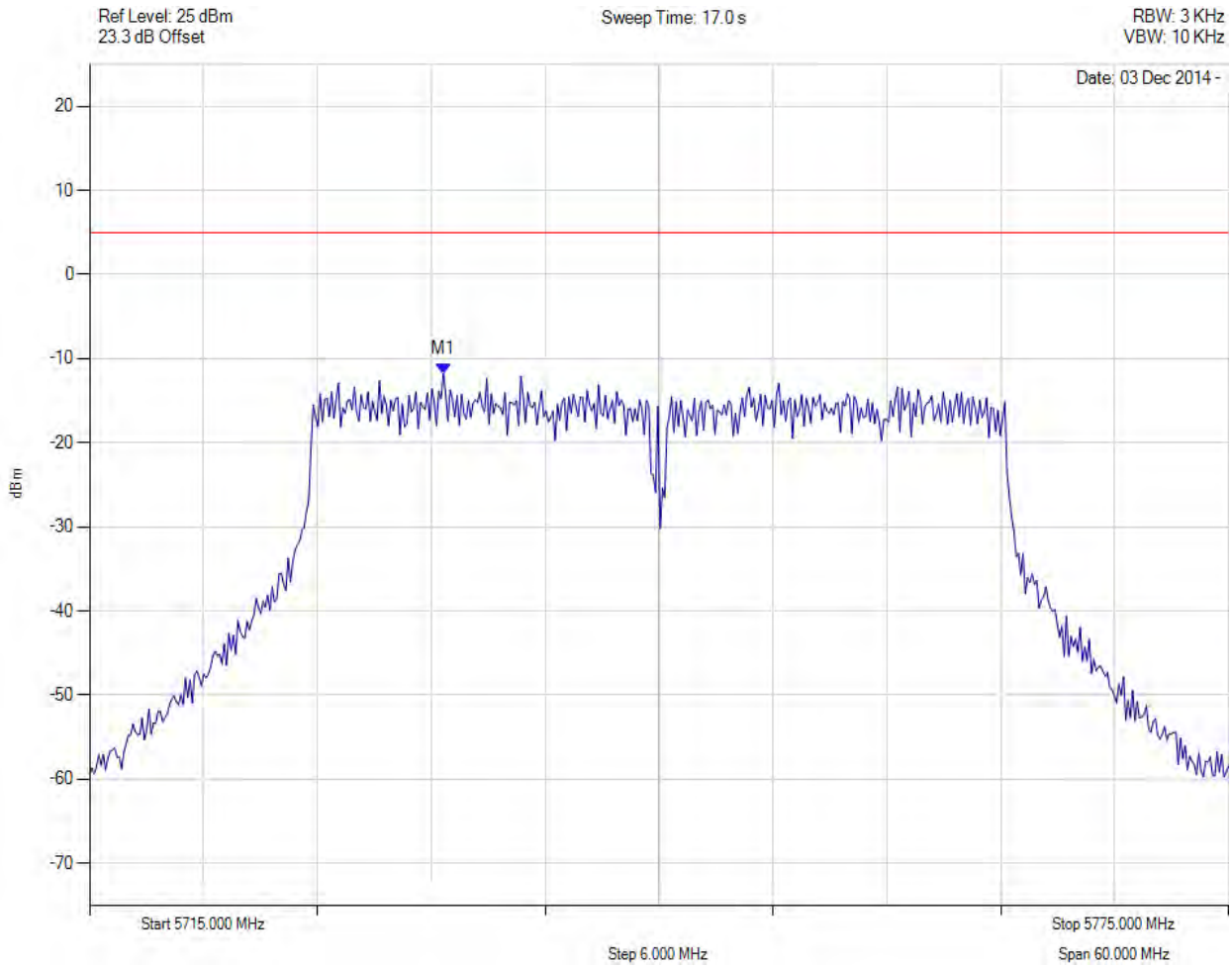

Analyser Setup	Marker:Frequency:Amplitude	Test Results
Detector = MAX PEAK Sweep Count = 0 RF Atten (dB) = 20 Trace Mode = CLR/WRITE	M1 : 5733.637 MHz : -11.786 dBm	Limit: ≤ 4.990 dBm

Back to Matrix

POWER SPECTRAL DENSITY

Variant: 40 MHz, Channel: 5745.00 MHz, SUM, Temp: Ambient, Voltage: 55 Vdc

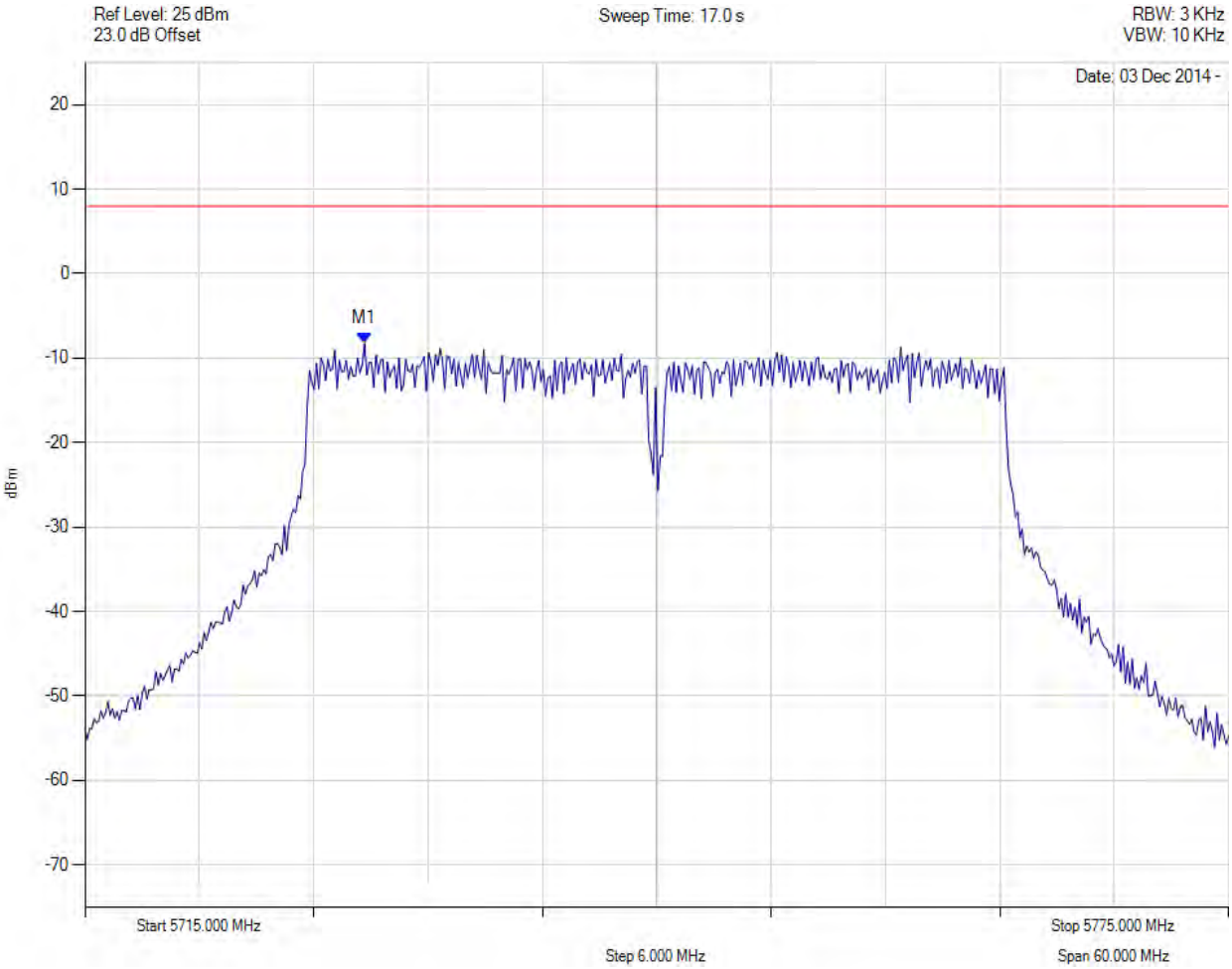

Analyser Setup	Marker:Frequency:Amplitude	Test Results
Detector = MAX PEAK Sweep Count = 0 RF Atten (dB) = 20 Trace Mode = CLR/WRITE	M1 : 5729.700 MHz : -8.264 dBm M1 + DCCF : 5729.700 MHz : -7.654 dBm Duty Cycle Correction Factor : +0.61 dB	Limit: ≤ 8.0 dBm Margin: -15.7 dB

Back to Matrix

POWER SPECTRAL DENSITY

Variant: 40 MHz, Channel: 5800.00 MHz, Chain a, Temp: Ambient, Voltage: 55 Vdc

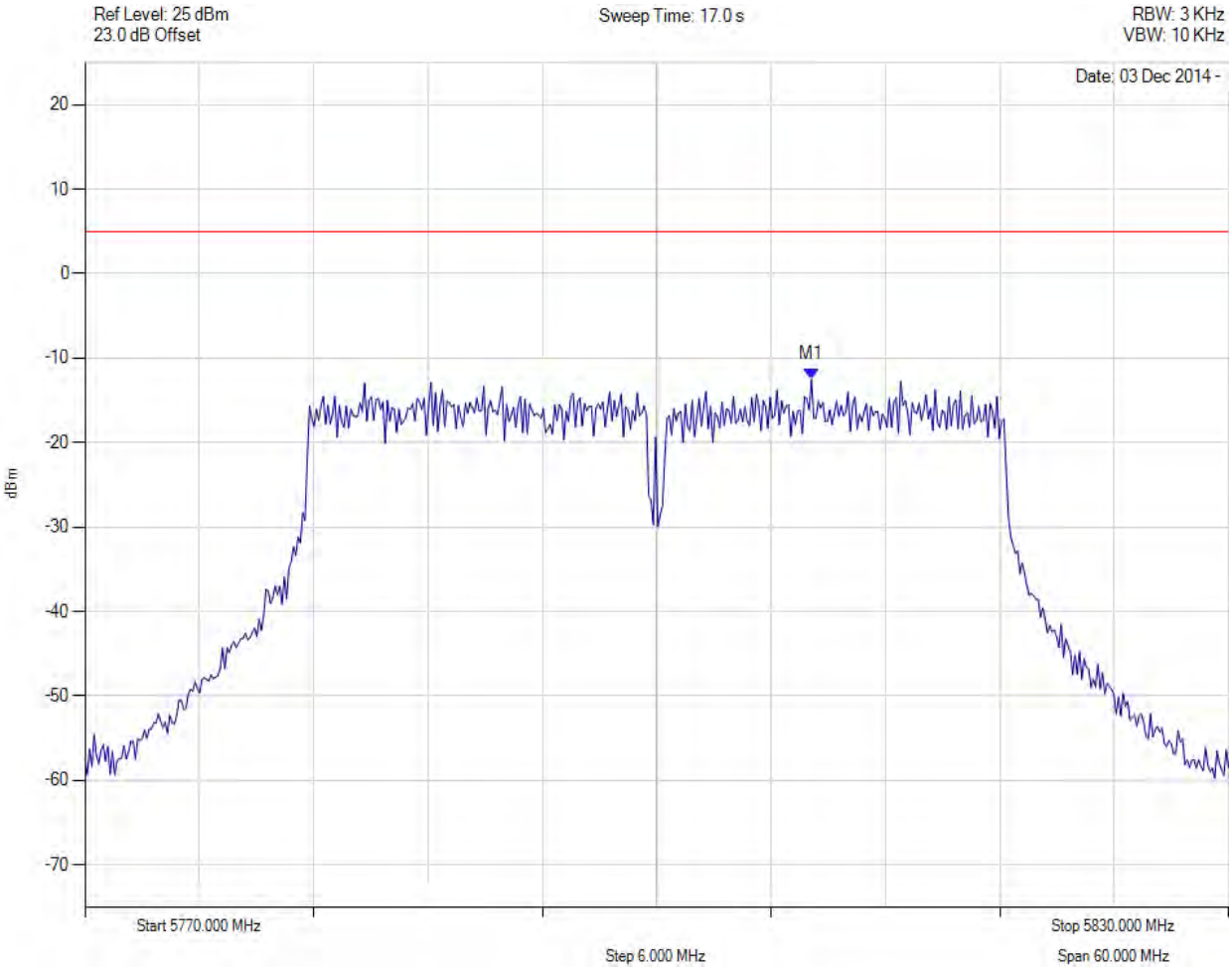

Analyser Setup	Marker:Frequency:Amplitude	Test Results
Detector = MAX PEAK Sweep Count = 0 RF Atten (dB) = 20 Trace Mode = CLR/WRITE	M1 : 5808.116 MHz : -12.510 dBm	Limit: ≤ 4.990 dBm

Back to Matrix

POWER SPECTRAL DENSITY

Variant: 40 MHz, Channel: 5800.00 MHz, Chain b, Temp: Ambient, Voltage: 55 Vdc

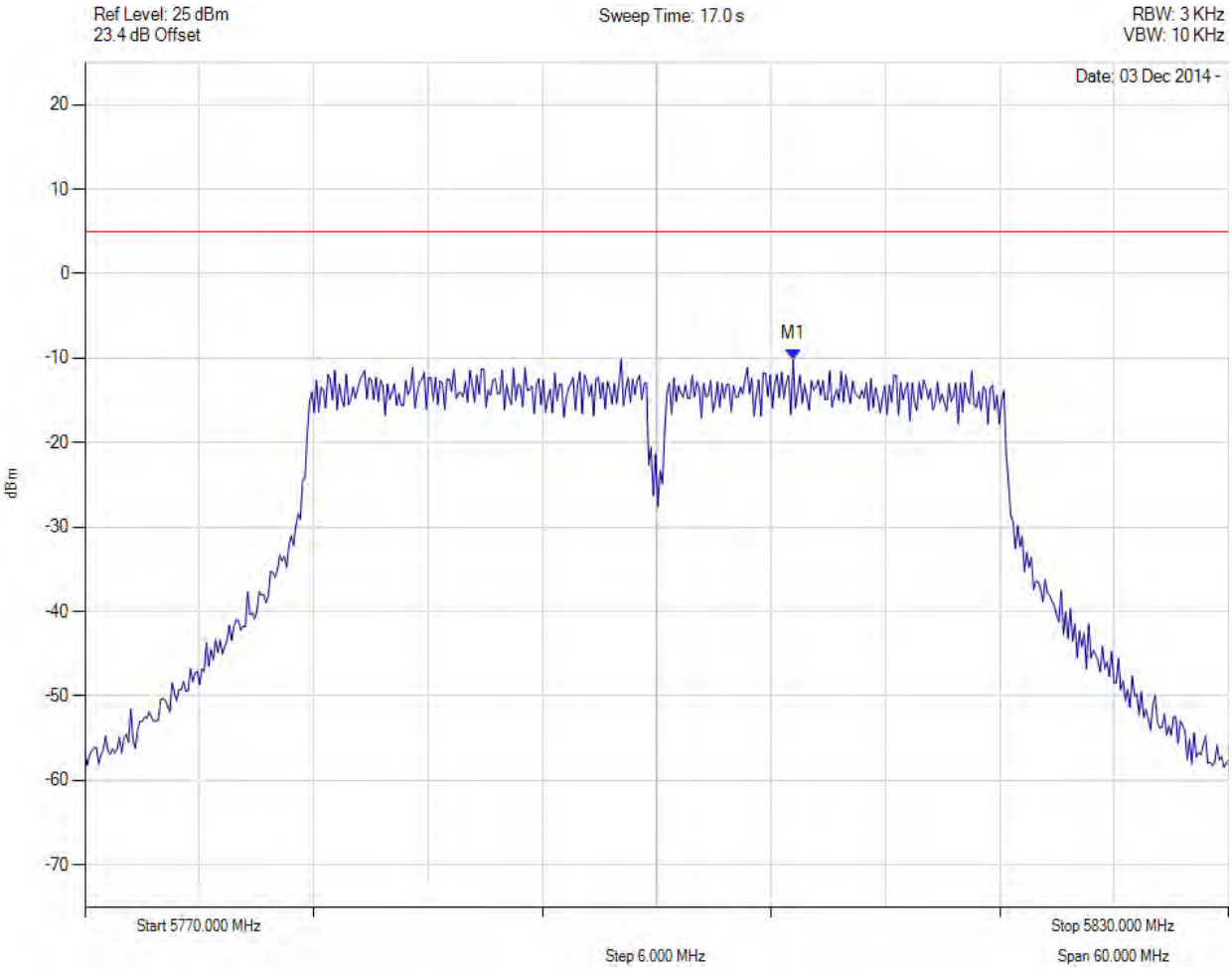

Analyser Setup	Marker:Frequency:Amplitude	Test Results
Detector = MAX PEAK Sweep Count = 0 RF Atten (dB) = 20 Trace Mode = CLR/WRITE	M1 : 5807.154 MHz : -10.131 dBm	Limit: ≤ 4.990 dBm

Back to Matrix

POWER SPECTRAL DENSITY

Variant: 40 MHz, Channel: 5800.00 MHz, SUM, Temp: Ambient, Voltage: 55 Vdc

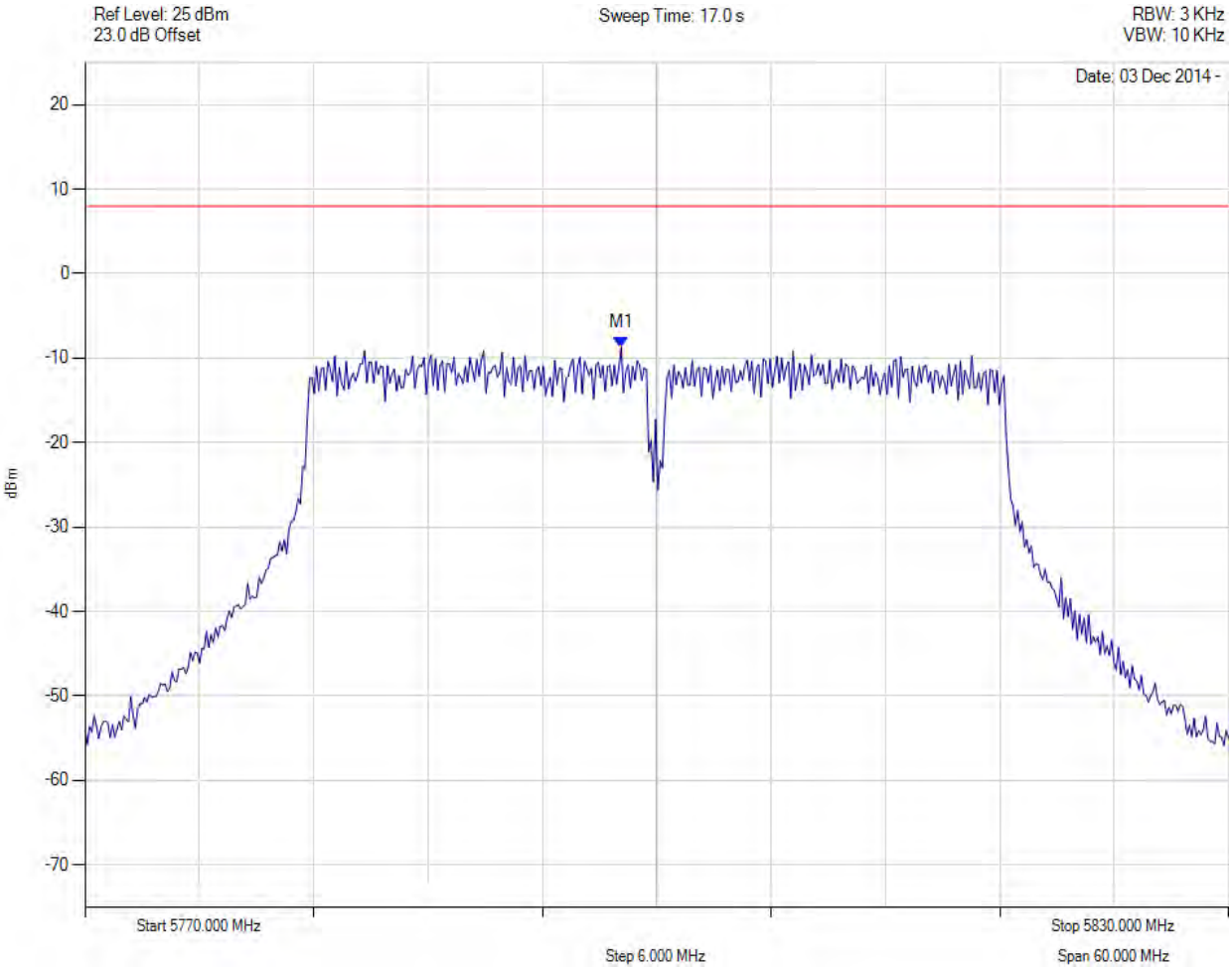

Analyser Setup	Marker:Frequency:Amplitude	Test Results
Detector = MAX PEAK Sweep Count = 0 RF Atten (dB) = 20 Trace Mode = CLR/WRITE	M1 : 5798.100 MHz : -8.750 dBm M1 + DCCF : 5798.100 MHz : -8.140 dBm Duty Cycle Correction Factor : +0.61 dB	Limit: ≤ 8.0 dBm Margin: -16.2 dB

Back to Matrix

POWER SPECTRAL DENSITY

Variant: 40 MHz, Channel: 5830.00 MHz, Chain a, Temp: Ambient, Voltage: 55 Vdc

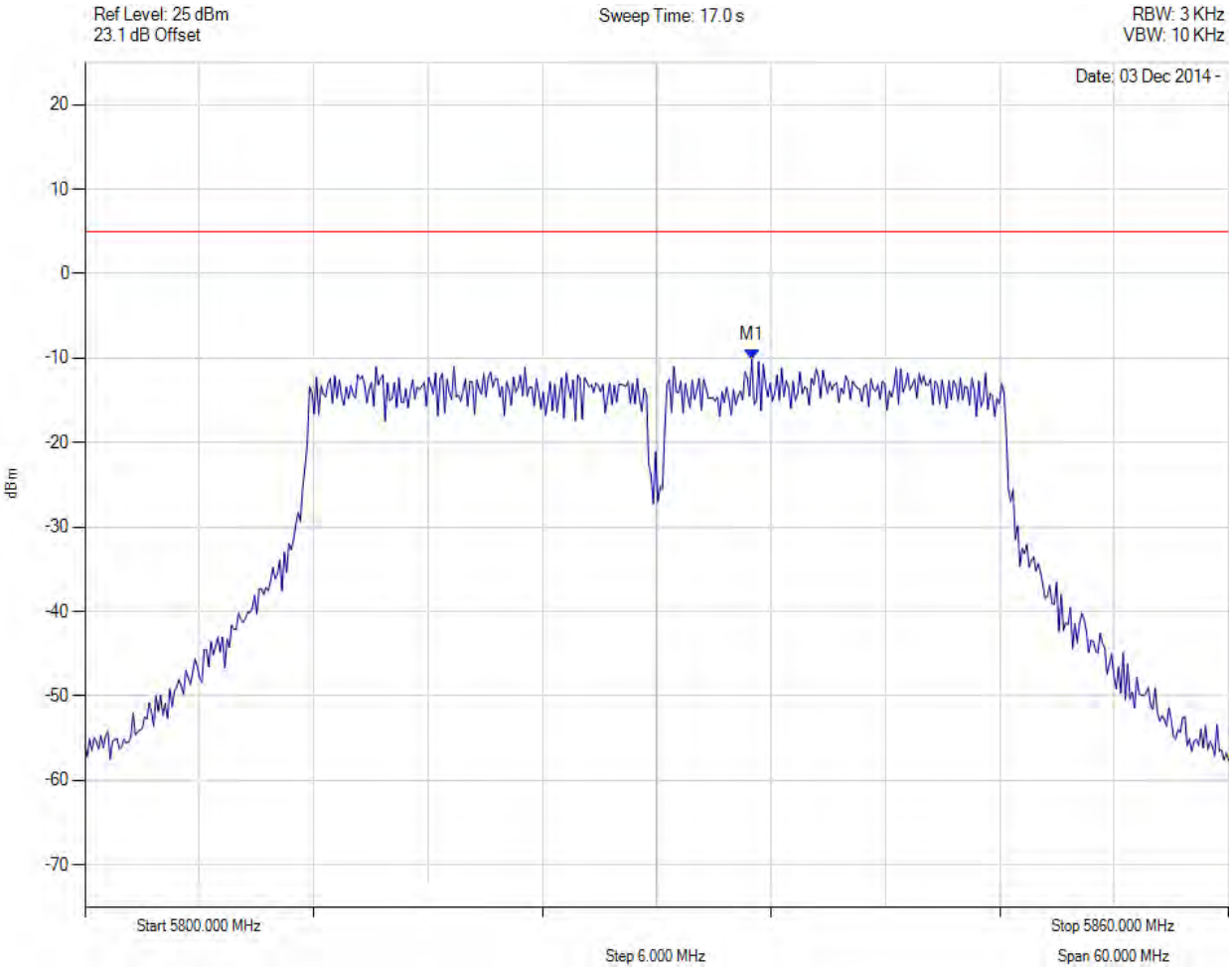

Analyser Setup	Marker:Frequency:Amplitude	Test Results
Detector = MAX PEAK Sweep Count = 0 RF Atten (dB) = 20 Trace Mode = CLR/WRITE	M1 : 5834.990 MHz : -10.157 dBm	Limit: ≤ 4.990 dBm

Back to Matrix

POWER SPECTRAL DENSITY

Variant: 40 MHz, Channel: 5830.00 MHz, Chain b, Temp: Ambient, Voltage: 55 Vdc

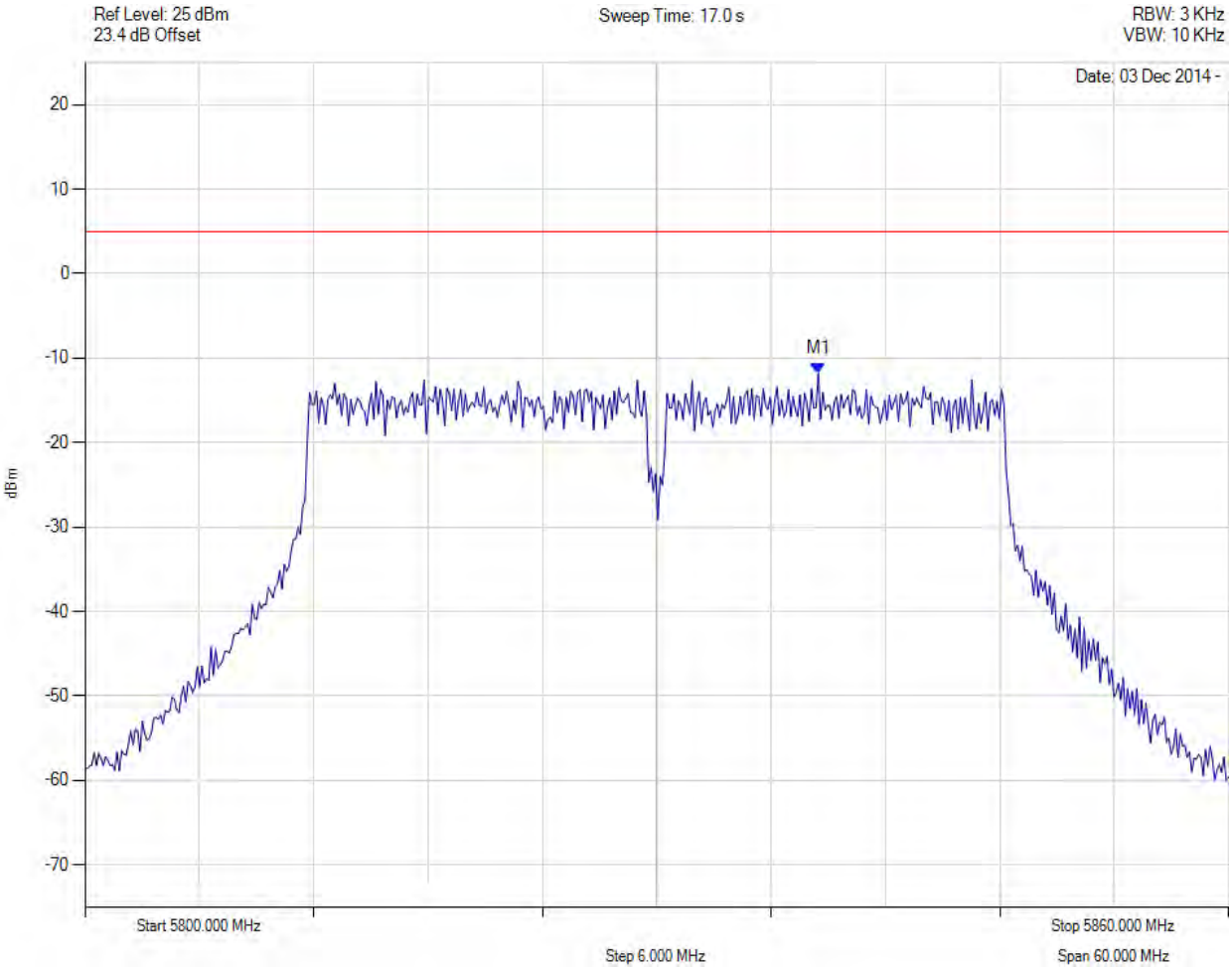

Analyser Setup	Marker:Frequency:Amplitude	Test Results
Detector = MAX PEAK Sweep Count = 0 RF Atten (dB) = 20 Trace Mode = CLR/WRITE	M1 : 5838.477 MHz : -11.831 dBm	Limit: ≤ 4.990 dBm

Back to Matrix

POWER SPECTRAL DENSITY

Variant: 40 MHz, Channel: 5830.00 MHz, SUM, Temp: Ambient, Voltage: 55 Vdc

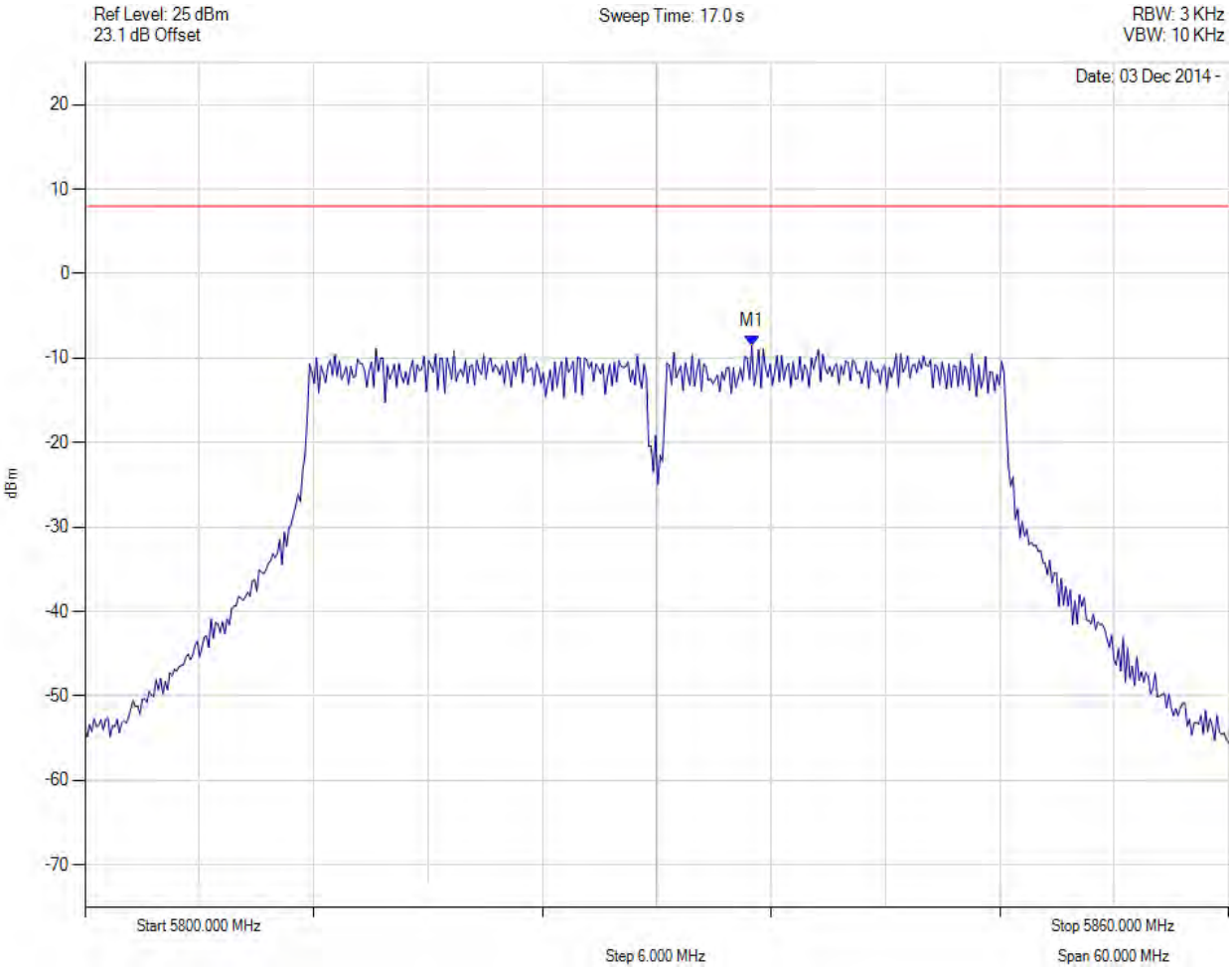

Analyser Setup	Marker:Frequency:Amplitude	Test Results
Detector = MAX PEAK Sweep Count = 0 RF Atten (dB) = 20 Trace Mode = CLR/WRITE	M1 : 5835.000 MHz : -8.544 dBm M1 + DCCF : 5835.000 MHz : -7.934 dBm Duty Cycle Correction Factor : +0.61 dB	Limit: ≤ 8.0 dBm Margin: -15.9 dB

Back to Matrix

POWER SPECTRAL DENSITY

Variant: 80 MHz, Channel: 5765.00 MHz, Chain a, Temp: Ambient, Voltage: 55 Vdc

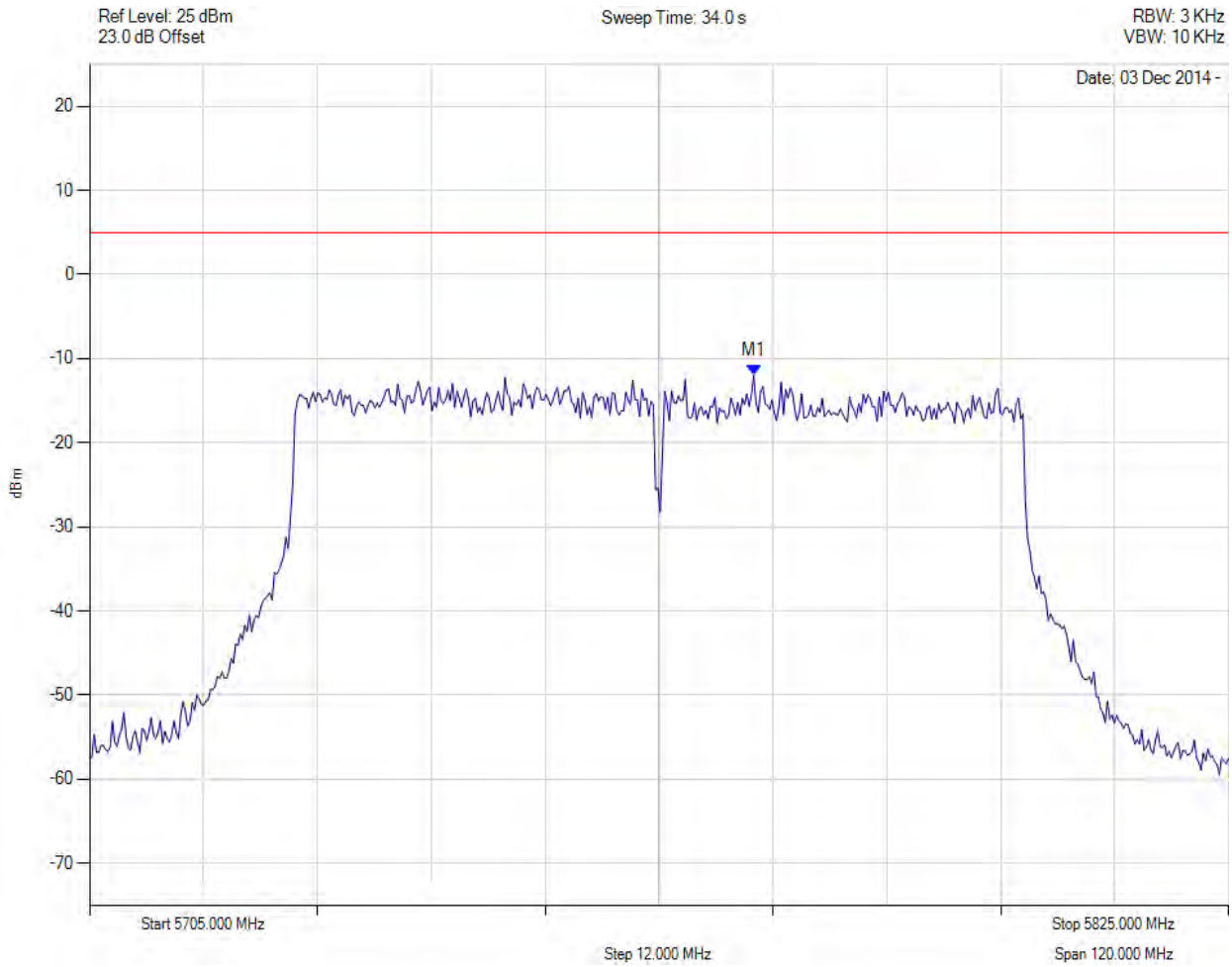

Analyser Setup	Marker:Frequency:Amplitude	Test Results
Detector = MAX PEAK Sweep Count = 0 RF Atten (dB) = 20 Trace Mode = CLR/WRITE	M1 : 5774.980 MHz : -11.988 dBm	Limit: ≤ 4.990 dBm

Back to Matrix

POWER SPECTRAL DENSITY

Variant: 80 MHz, Channel: 5765.00 MHz, Chain b, Temp: Ambient, Voltage: 55 Vdc

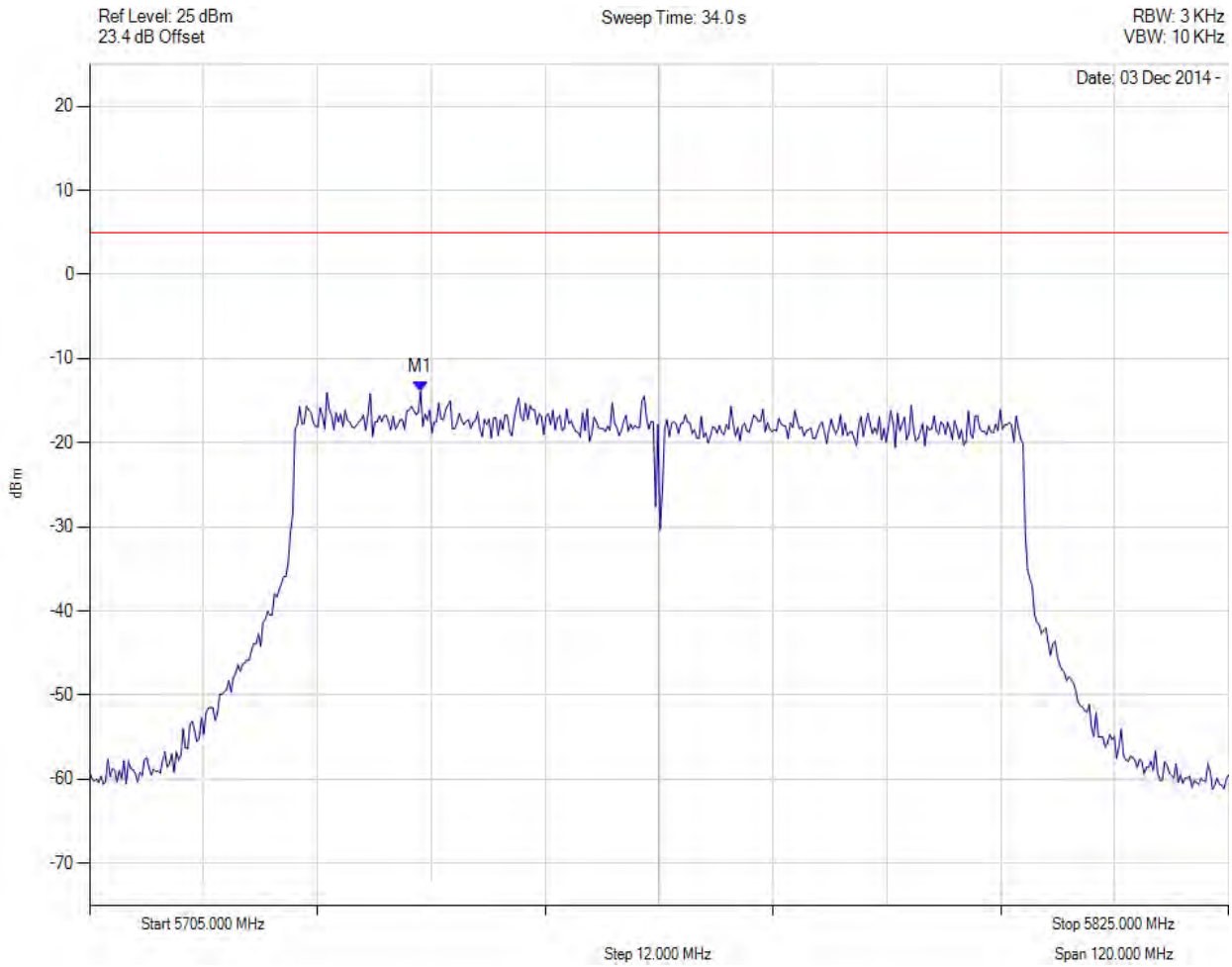

Analyser Setup	Marker:Frequency:Amplitude	Test Results
Detector = MAX PEAK Sweep Count = 0 RF Atten (dB) = 20 Trace Mode = CLR/WRITE	M1 : 5739.870 MHz : -13.932 dBm	Limit: ≤ 4.990 dBm

Back to Matrix

POWER SPECTRAL DENSITY

Variant: 80 MHz, Channel: 5765.00 MHz, SUM, Temp: Ambient, Voltage: 55 Vdc

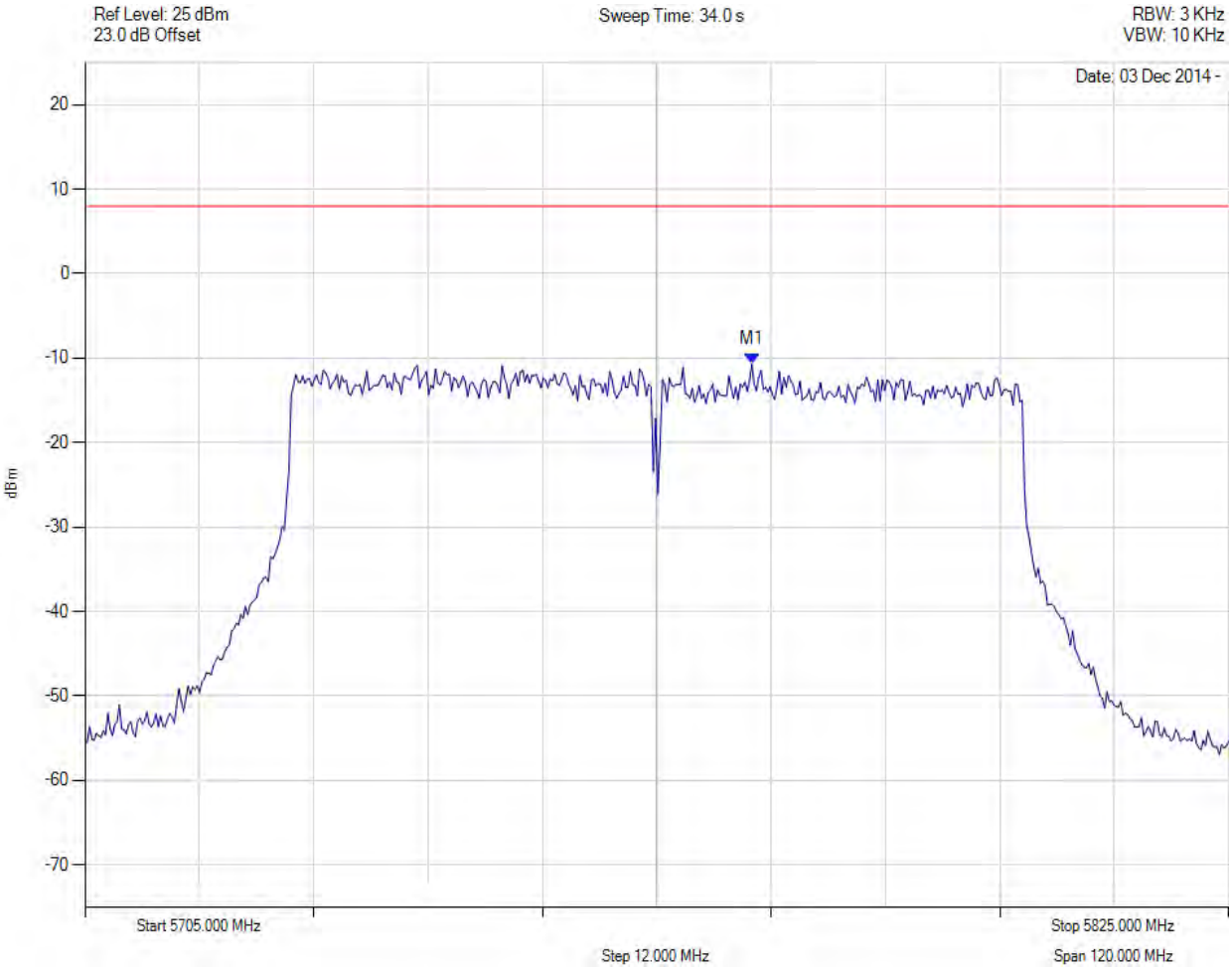

Analyser Setup	Marker:Frequency:Amplitude	Test Results
Detector = MAX PEAK Sweep Count = 0 RF Atten (dB) = 20 Trace Mode = CLR/WRITE	M1 : 5775.000 MHz : -10.727 dBm M1 + DCCF : 5775.000 MHz : -9.569 dBm Duty Cycle Correction Factor : +1.16 dB	Limit: ≤ 8.0 dBm Margin: -17.6 dB

Back to Matrix

POWER SPECTRAL DENSITY

Variant: 80 MHz, Channel: 5810.00 MHz, Chain a, Temp: Ambient, Voltage: 55 Vdc

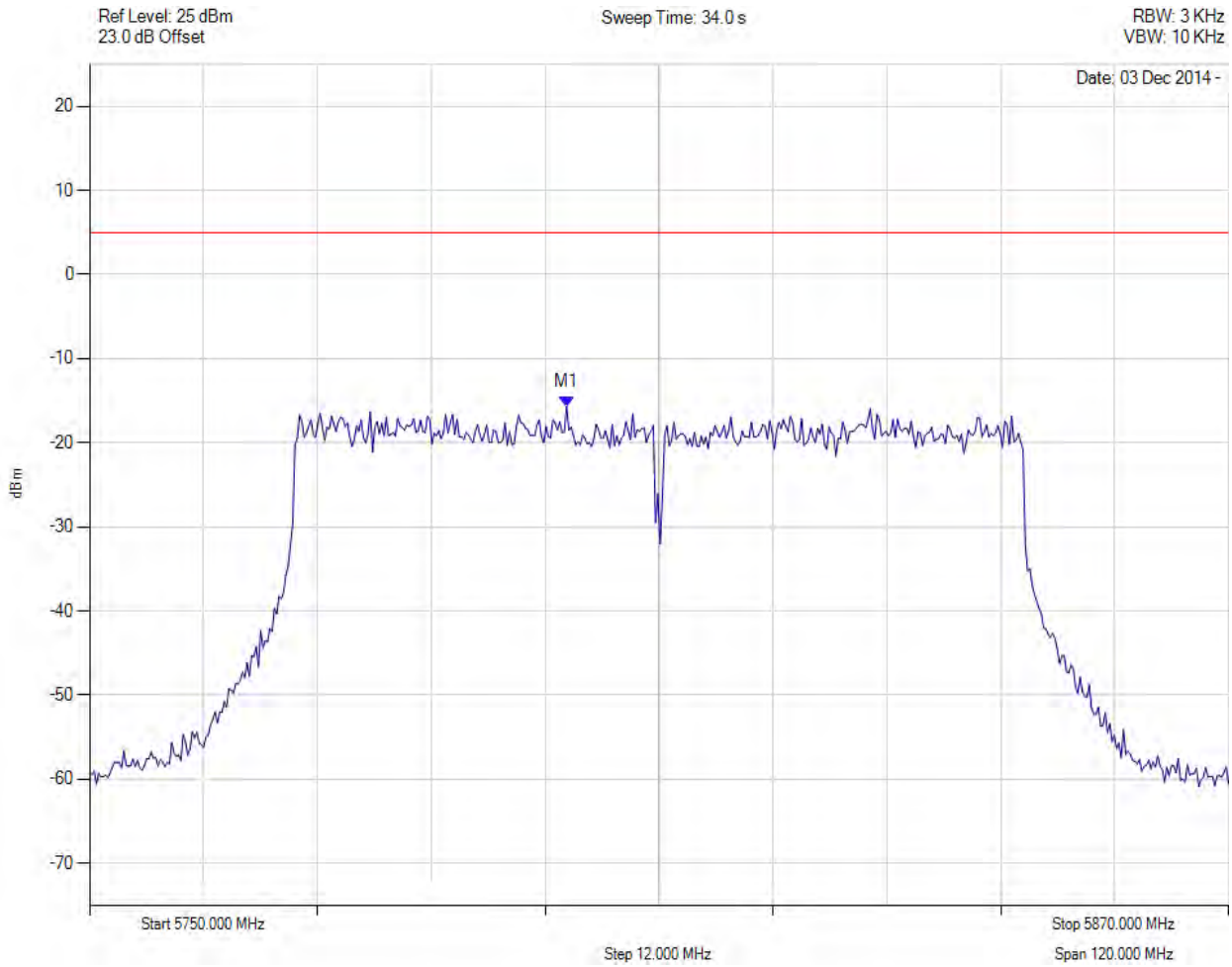

Analyser Setup	Marker:Frequency:Amplitude	Test Results
Detector = MAX PEAK Sweep Count = 0 RF Atten (dB) = 20 Trace Mode = CLR/WRITE	M1 : 5800.261 MHz : -15.671 dBm	Limit: ≤ 4.990 dBm

Back to Matrix

POWER SPECTRAL DENSITY

Variant: 80 MHz, Channel: 5810.00 MHz, Chain b, Temp: Ambient, Voltage: 55 Vdc

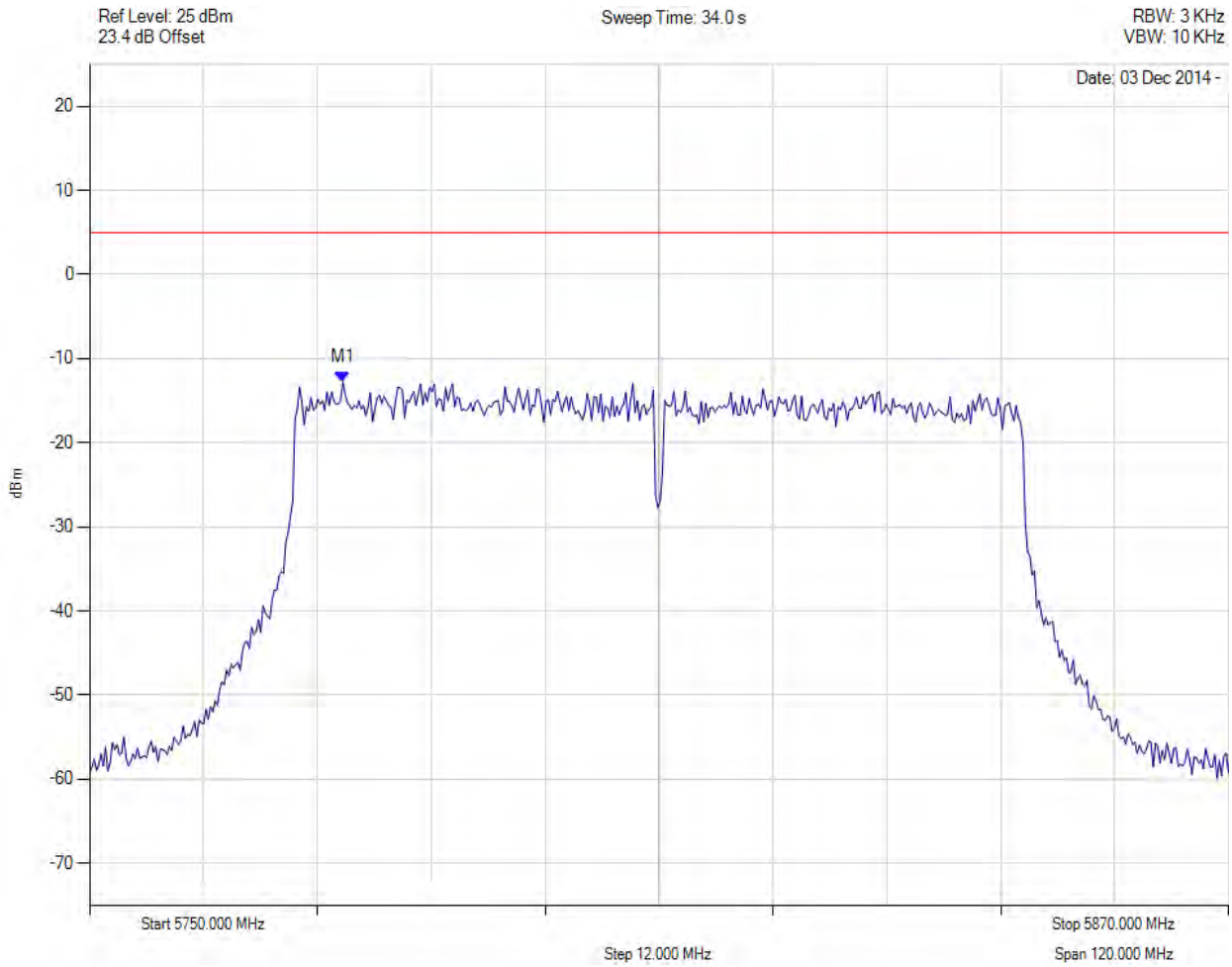

Analyser Setup	Marker:Frequency:Amplitude	Test Results
Detector = MAX PEAK Sweep Count = 0 RF Atten (dB) = 20 Trace Mode = CLR/WRITE	M1 : 5776.693 MHz : -12.826 dBm	Limit: ≤ 4.990 dBm

Back to Matrix

POWER SPECTRAL DENSITY

Variant: 80 MHz, Channel: 5810.00 MHz, SUM, Temp: Ambient, Voltage: 55 Vdc

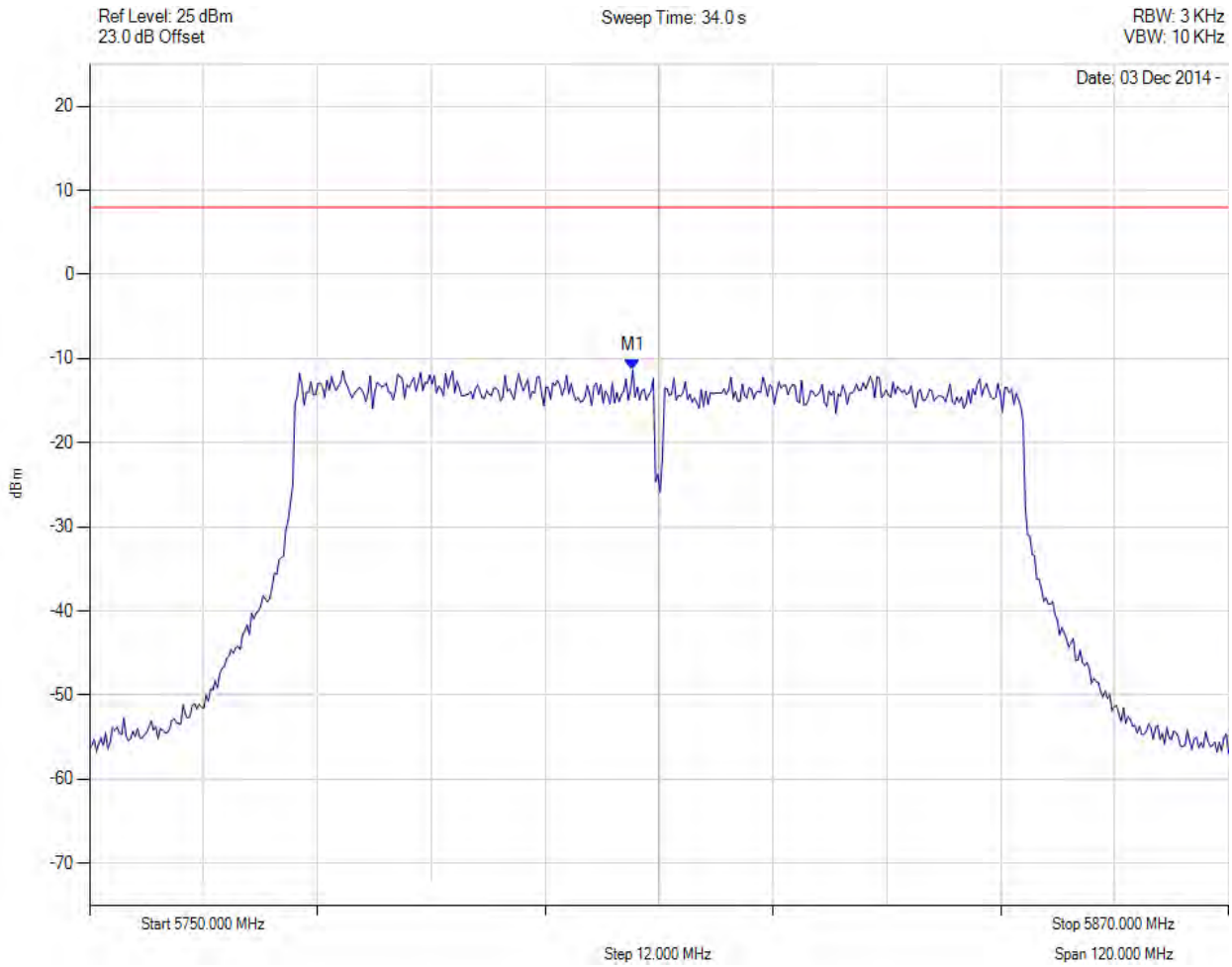

Analyser Setup	Marker:Frequency:Amplitude	Test Results
Detector = MAX PEAK Sweep Count = 0 RF Atten (dB) = 20 Trace Mode = CLR/WRITE	M1 : 5807.200 MHz : -11.381 dBm M1 + DCCF : 5807.200 MHz : -10.223 dBm Duty Cycle Correction Factor : +1.16 dB	Limit: ≤ 8.0 dBm Margin: -18.2 dB

Back to Matrix

A.1.4. Conducted Spurious Emissions

CONDUCTED LOW BAND-EDGE EMISSIONS

Variant: 5 MHz, Channel: 5730.00 MHz, Chain a, Temp: Ambient, Voltage: 55 Vdc

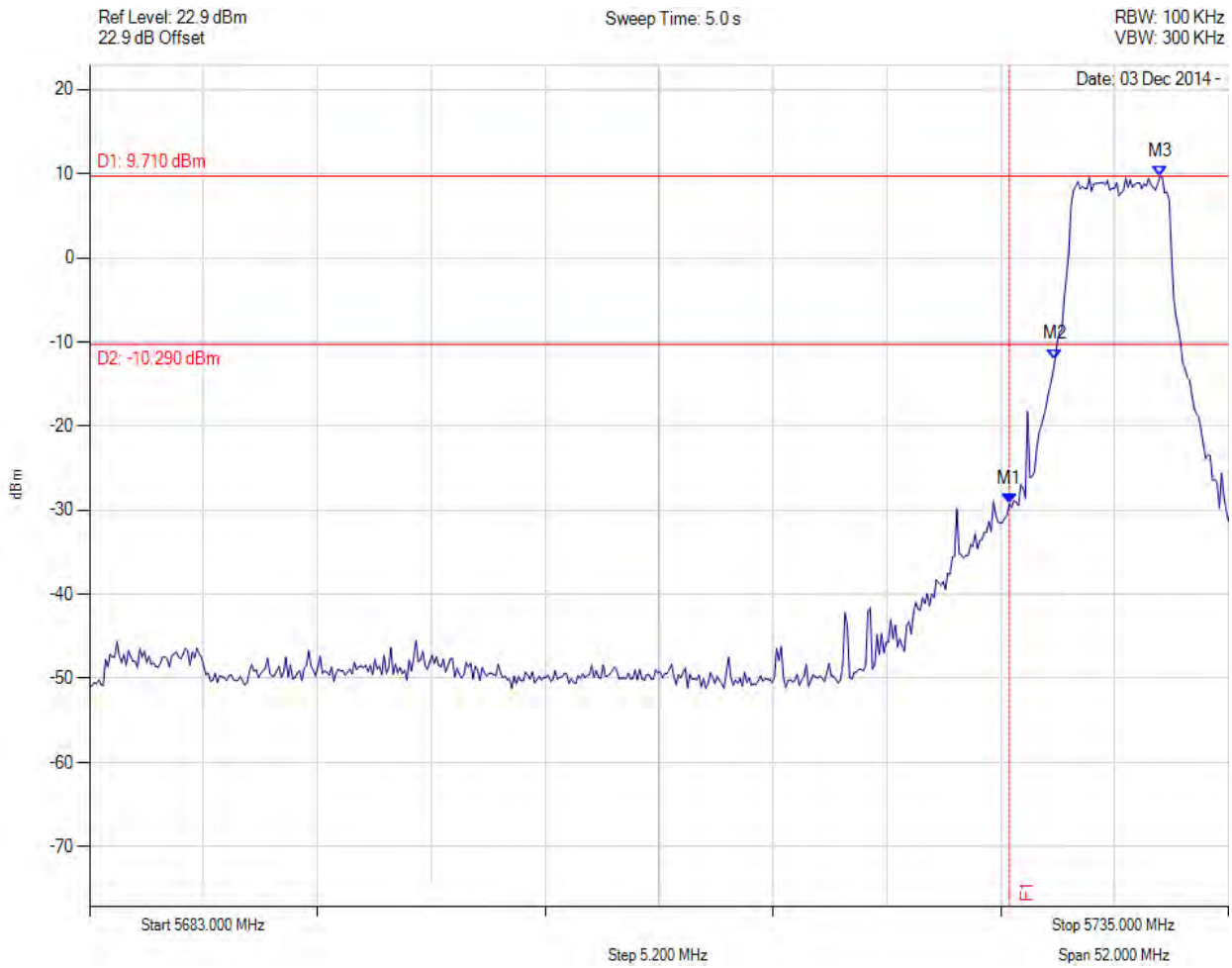

Analyser Setup	Marker:Frequency:Amplitude	Test Results
Detector = MAX PEAK Sweep Count = 0 RF Atten (dB) = 10 Trace Mode = CLR/WRITE	M1 : 5725.000 MHz : -29.286 dBm M2 : 5727.080 MHz : -12.054 dBm M3 : 5731.874 MHz : 9.711 dBm	Channel Frequency: 5730.00 MHz

Back to Matrix

CONDUCTED LOW BAND-EDGE EMISSIONS

Variant: 5 MHz, Channel: 5730.00 MHz, Chain b, Temp: Ambient, Voltage: 55 Vdc

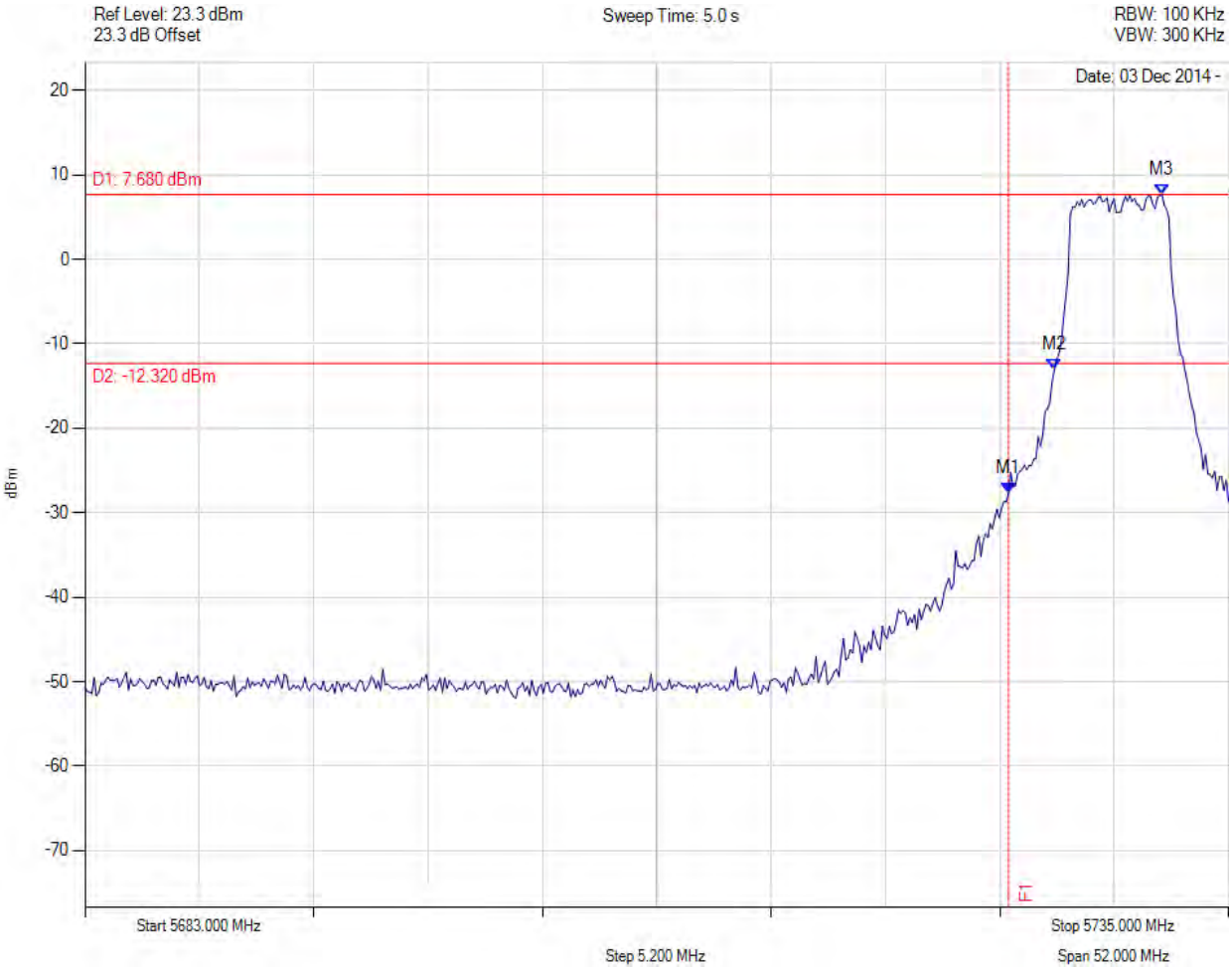

Analyser Setup	Marker:Frequency:Amplitude	Test Results
Detector = MAX PEAK Sweep Count = 0 RF Atten (dB) = 10 Trace Mode = CLR/WRITE	M1 : 5725.000 MHz : -27.751 dBm M2 : 5727.080 MHz : -13.090 dBm M3 : 5731.978 MHz : 7.683 dBm	Channel Frequency: 5730.00 MHz

Back to Matrix

CONDUCTED LOW BAND-EDGE EMISSIONS

Variant: 10 MHz, Channel: 5731.00 MHz, Chain a, Temp: Ambient, Voltage: 55 Vdc

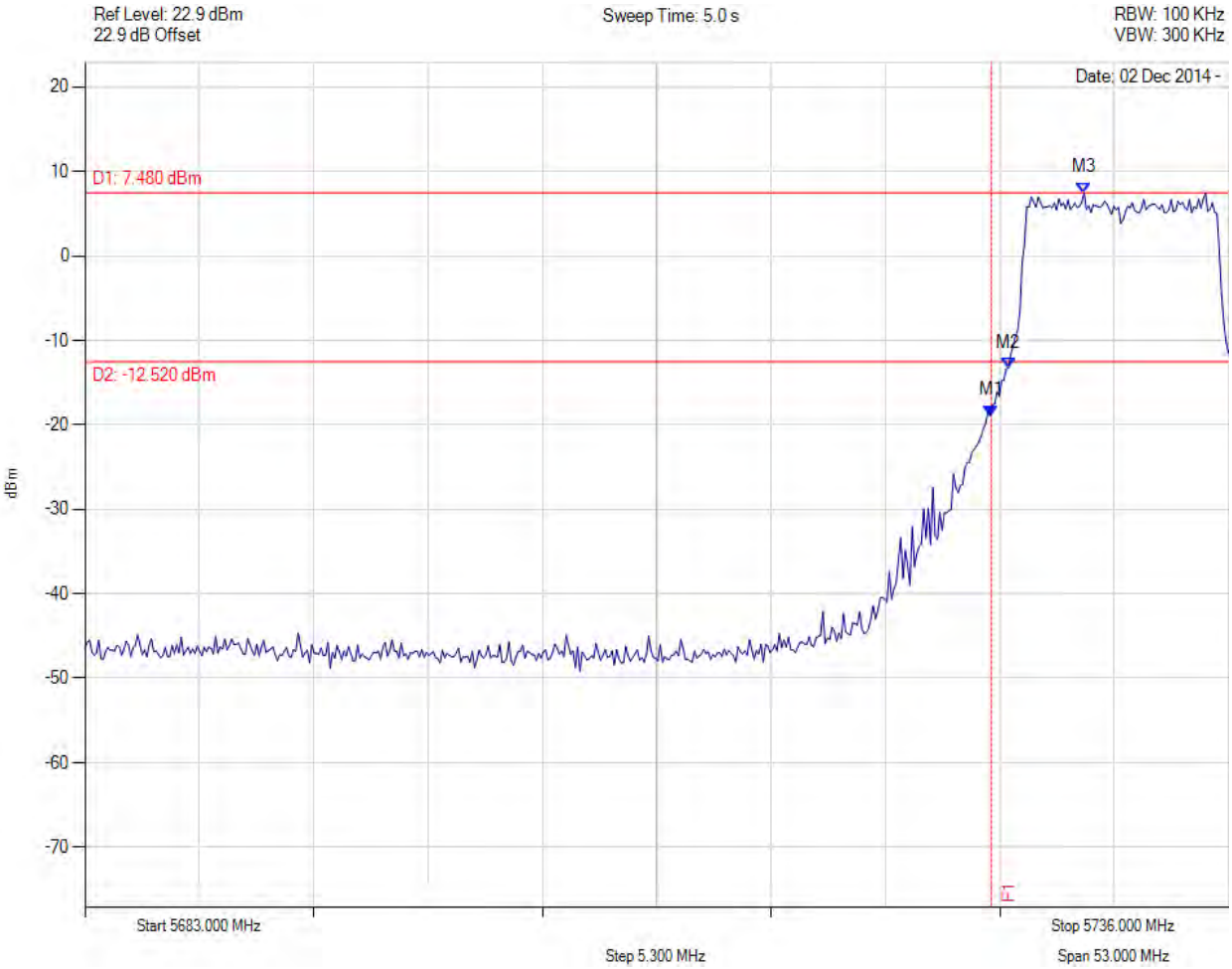

Analyser Setup	Marker:Frequency:Amplitude	Test Results
Detector = MAX PEAK Sweep Count = 0 RF Atten (dB) = 10 Trace Mode = VIEW	M1 : 5725.000 MHz : -18.906 dBm M2 : 5725.804 MHz : -13.234 dBm M3 : 5729.309 MHz : 7.482 dBm	Channel Frequency: 5731.00 MHz

Back to Matrix

CONDUCTED LOW BAND-EDGE EMISSIONS

Variant: 10 MHz, Channel: 5731.00 MHz, Chain b, Temp: Ambient, Voltage: 55 Vdc

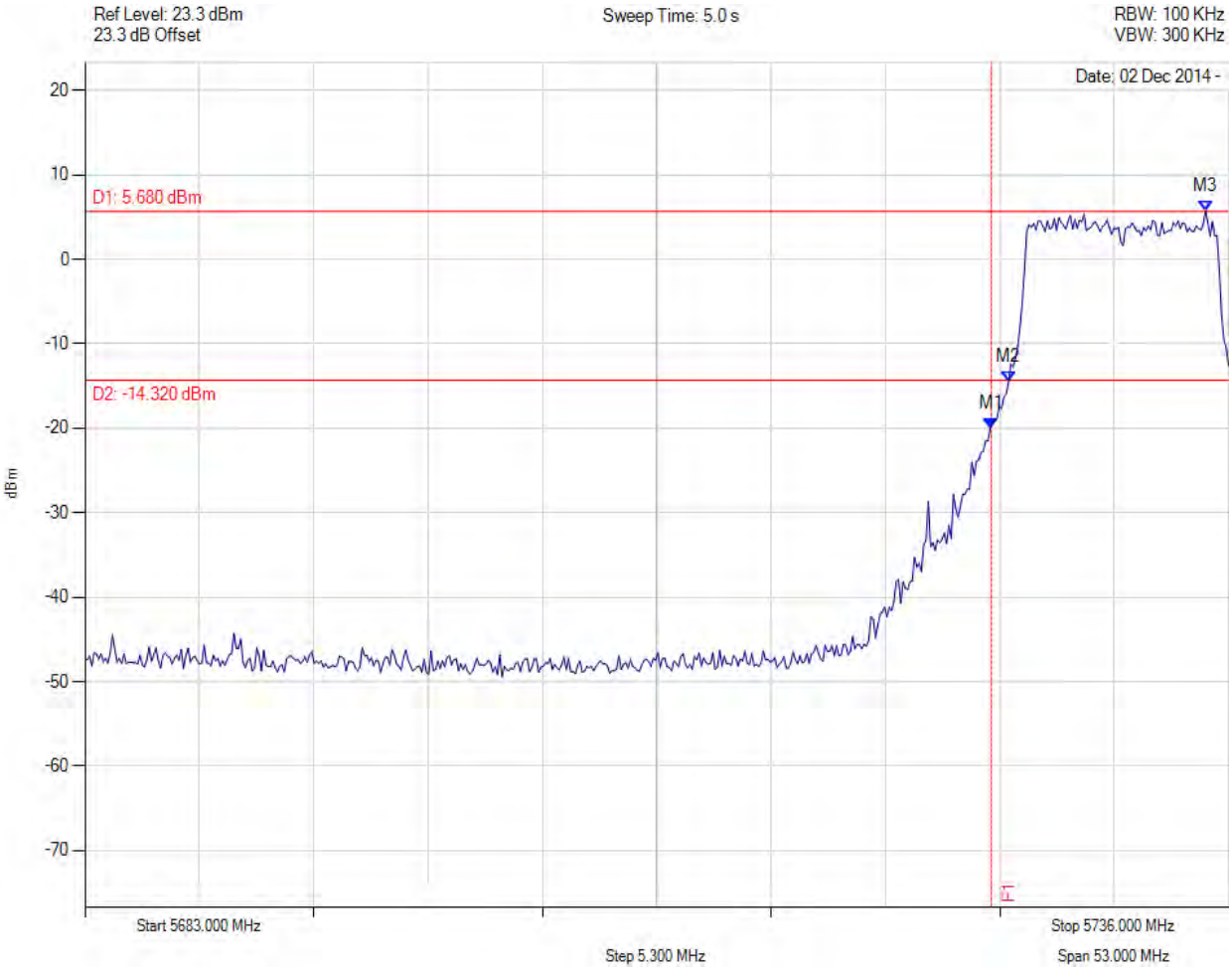

Analyser Setup	Marker:Frequency:Amplitude	Test Results
Detector = MAX PEAK Sweep Count = 0 RF Atten (dB) = 10 Trace Mode = CLR/WRITE	M1 : 5725.000 MHz : -20.000 dBm M2 : 5725.804 MHz : -14.532 dBm M3 : 5734.938 MHz : 5.680 dBm	Channel Frequency: 5731.00 MHz

Back to Matrix

CONDUCTED LOW BAND-EDGE EMISSIONS

Variant: 20 MHz, Channel: 5735.00 MHz, Chain a, Temp: Ambient, Voltage: 55 Vdc

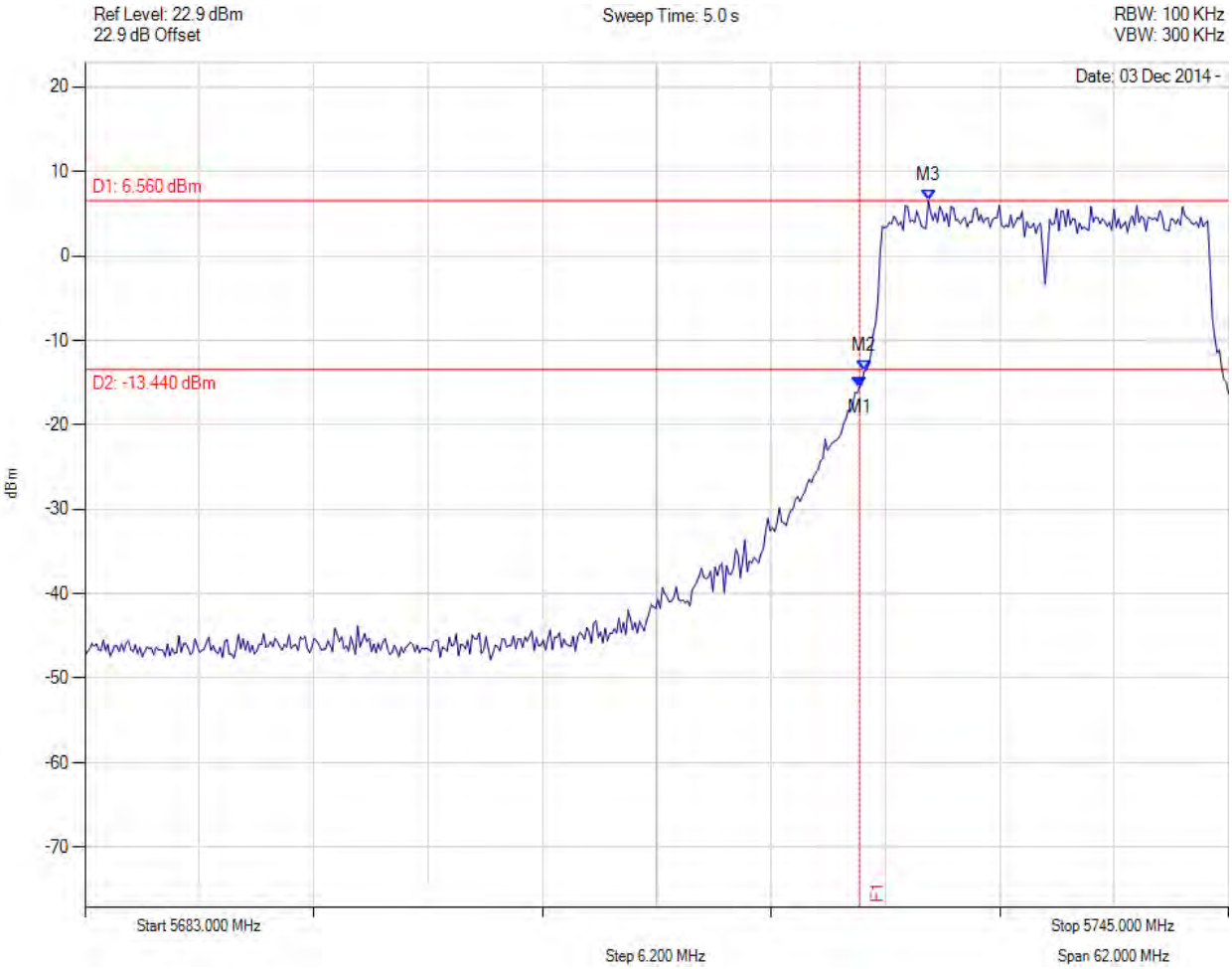

Analyser Setup	Marker:Frequency:Amplitude	Test Results
Detector = MAX PEAK Sweep Count = 0 RF Atten (dB) = 10 Trace Mode = CLR/WRITE	M1 : 5725.000 MHz : -15.515 dBm M2 : 5725.244 MHz : -13.679 dBm M3 : 5728.723 MHz : 6.557 dBm	Channel Frequency: 5735.00 MHz

Back to Matrix

CONDUCTED LOW BAND-EDGE EMISSIONS

Variant: 20 MHz, Channel: 5735.00 MHz, Chain b, Temp: Ambient, Voltage: 55 Vdc

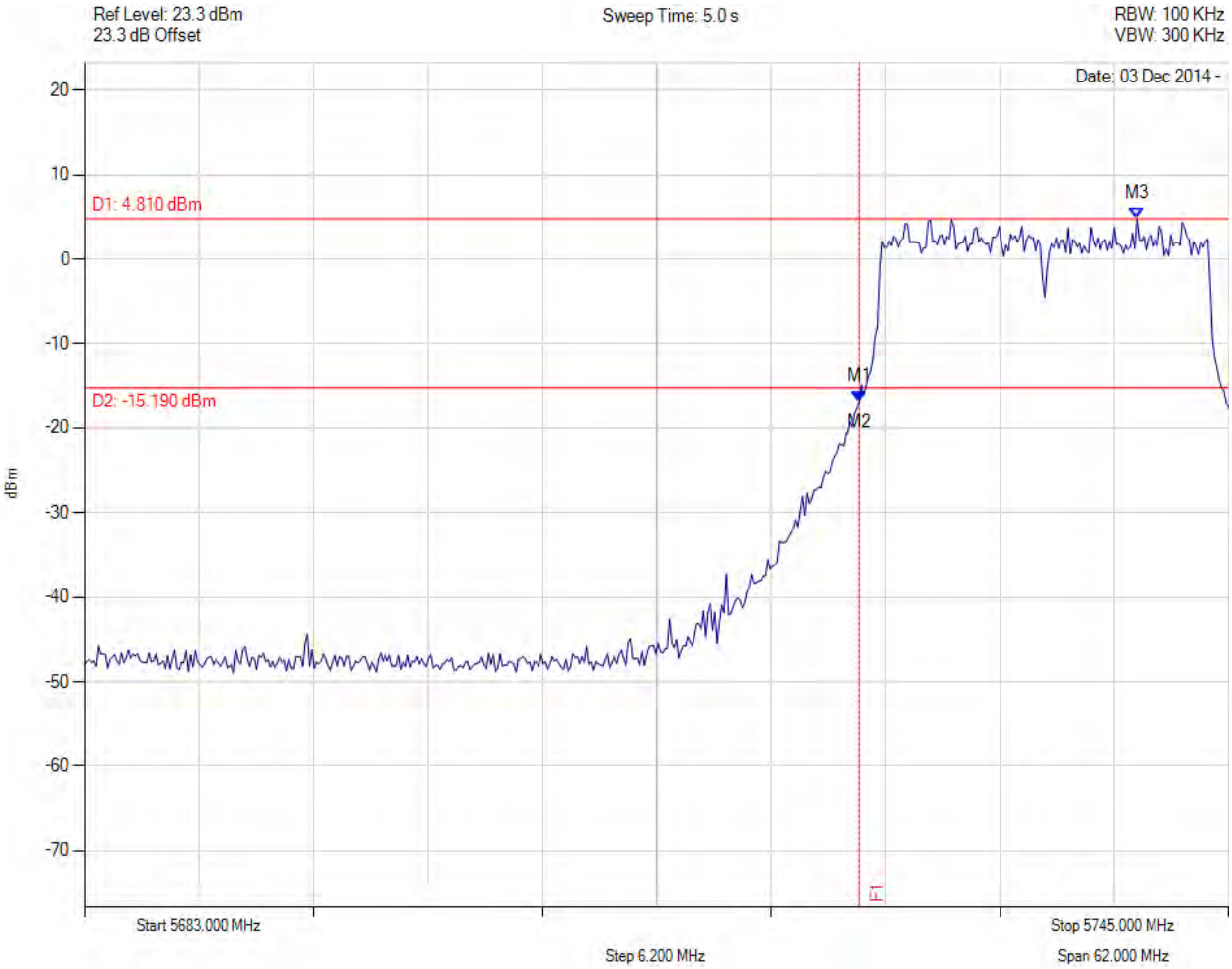

Analyser Setup	Marker:Frequency:Amplitude	Test Results
Detector = MAX PEAK Sweep Count = 0 RF Atten (dB) = 10 Trace Mode = CLR/WRITE	M1 : 5725.000 MHz : -16.846 dBm M2 : 5724.996 MHz : -16.846 dBm M3 : 5740.030 MHz : 4.809 dBm	Channel Frequency: 5735.00 MHz

Back to Matrix

CONDUCTED LOW BAND-EDGE EMISSIONS

Variant: 40 MHz, Channel: 5745.00 MHz, Chain a, Temp: Ambient, Voltage: 55 Vdc

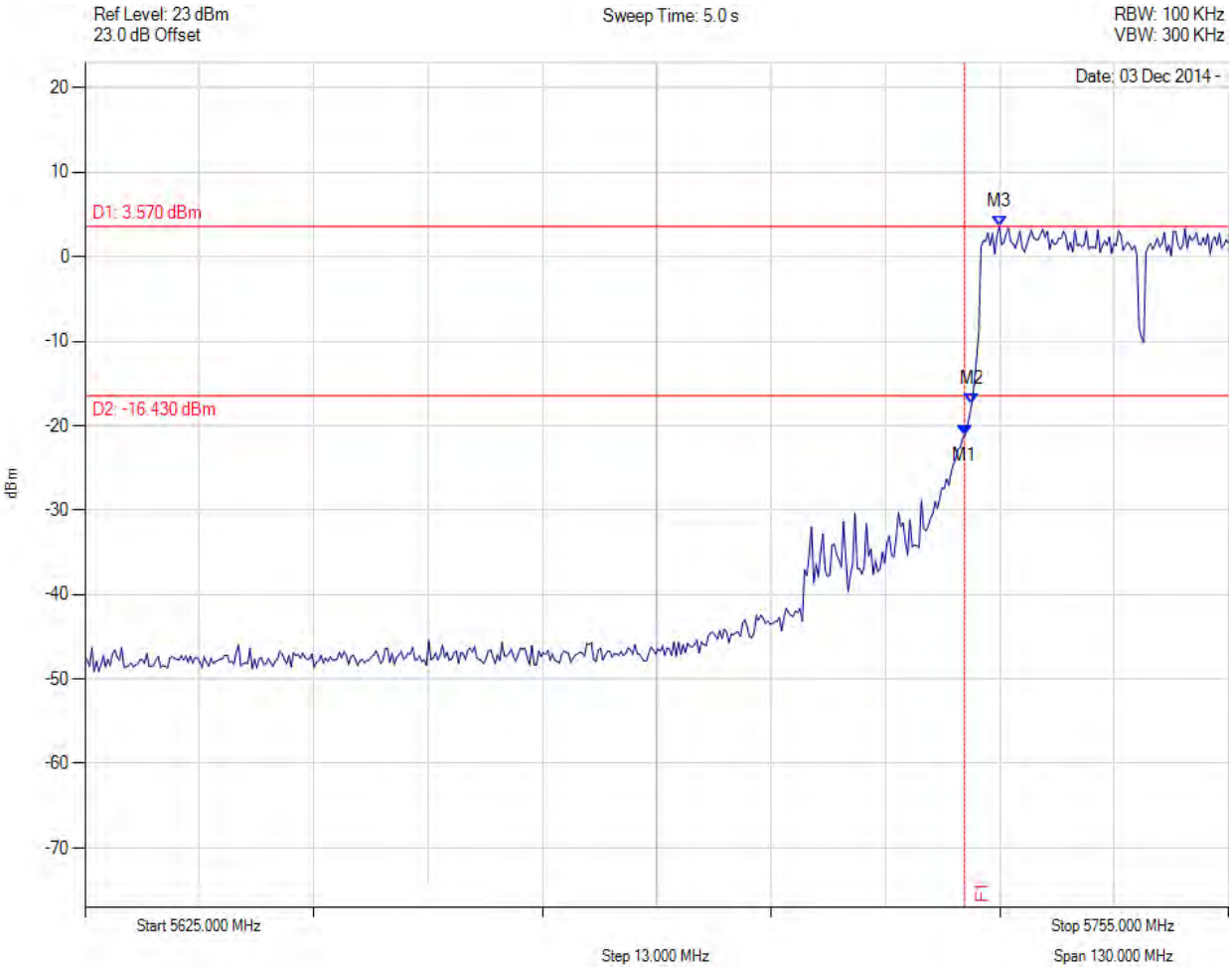

Analyser Setup	Marker:Frequency:Amplitude	Test Results
Detector = MAX PEAK Sweep Count = 0 RF Atten (dB) = 10 Trace Mode = CLR/WRITE	M1 : 5725.000 MHz : -21.081 dBm M2 : 5725.822 MHz : -17.356 dBm M3 : 5728.948 MHz : 3.566 dBm	Channel Frequency: 5745.00 MHz

Back to Matrix

CONDUCTED LOW BAND-EDGE EMISSIONS

Variant: 40 MHz, Channel: 5745.00 MHz, Chain b, Temp: Ambient, Voltage: 55 Vdc

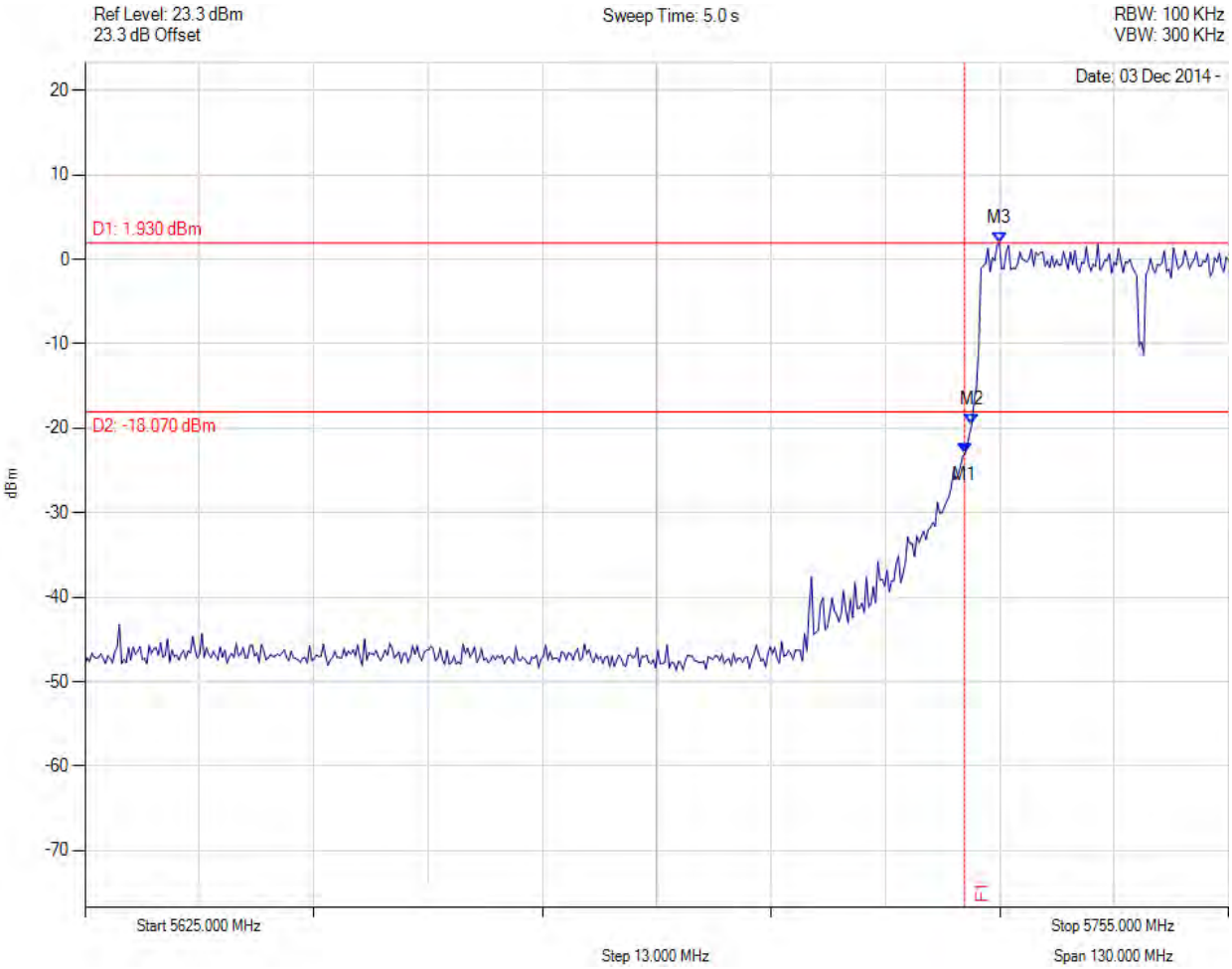

Analyser Setup	Marker:Frequency:Amplitude	Test Results
Detector = MAX PEAK Sweep Count = 0 RF Atten (dB) = 10 Trace Mode = CLR/WRITE	M1 : 5725.000 MHz : -23.049 dBm M2 : 5725.822 MHz : -19.582 dBm M3 : 5728.948 MHz : 1.929 dBm	Channel Frequency: 5745.00 MHz

Back to Matrix

CONDUCTED LOW BAND-EDGE EMISSIONS

Variant: 80 MHz, Channel: 5765.00 MHz, Chain a, Temp: Ambient, Voltage: 55 Vdc

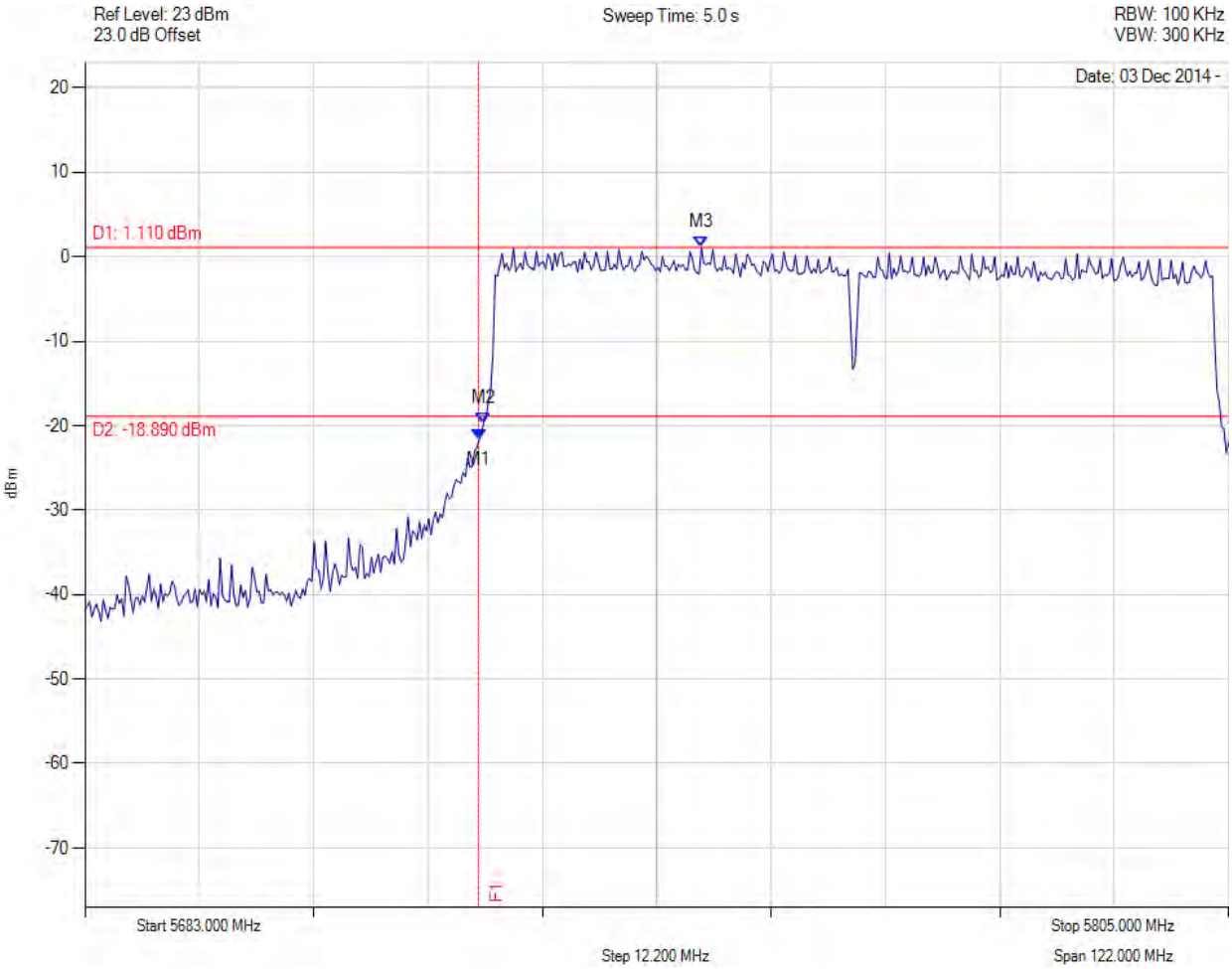

Analyser Setup	Marker:Frequency:Amplitude	Test Results
Detector = MAX PEAK Sweep Count = 0 RF Atten (dB) = 10 Trace Mode = CLR/WRITE	M1 : 5725.000 MHz : -21.618 dBm M2 : 5725.541 MHz : -19.627 dBm M3 : 5748.768 MHz : 1.109 dBm	Channel Frequency: 5765.00 MHz

Back to Matrix

CONDUCTED LOW BAND-EDGE EMISSIONS

Variant: 80 MHz, Channel: 5765.00 MHz, Chain b, Temp: Ambient, Voltage: 55 Vdc

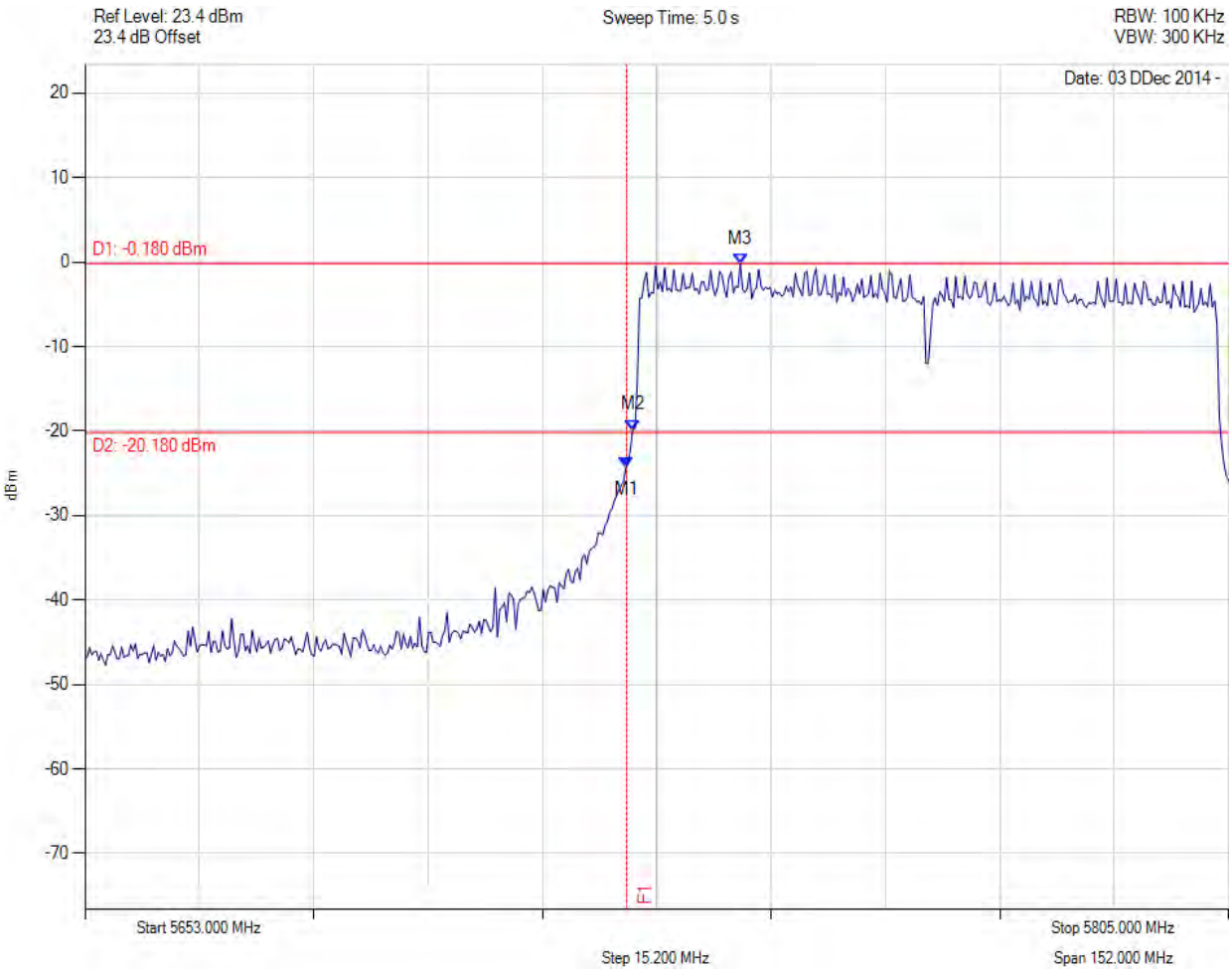

Analyser Setup	Marker:Frequency:Amplitude	Test Results
Detector = MAX PEAK Sweep Count = 0 RF Atten (dB) = 10 Trace Mode = CLR/WRITE	M1 : 5725.000 MHz : -24.322 dBm M2 : 5725.802 MHz : -19.866 dBm M3 : 5740.118 MHz : -0.175 dBm	Channel Frequency: 5765.00 MHz

Back to Matrix

CONDUCTED HIGH BAND-EDGE EMISSIONS

Variant: 5 MHz, Channel: 5845.00 MHz, Chain a, Temp: Ambient, Voltage: 55 Vdc

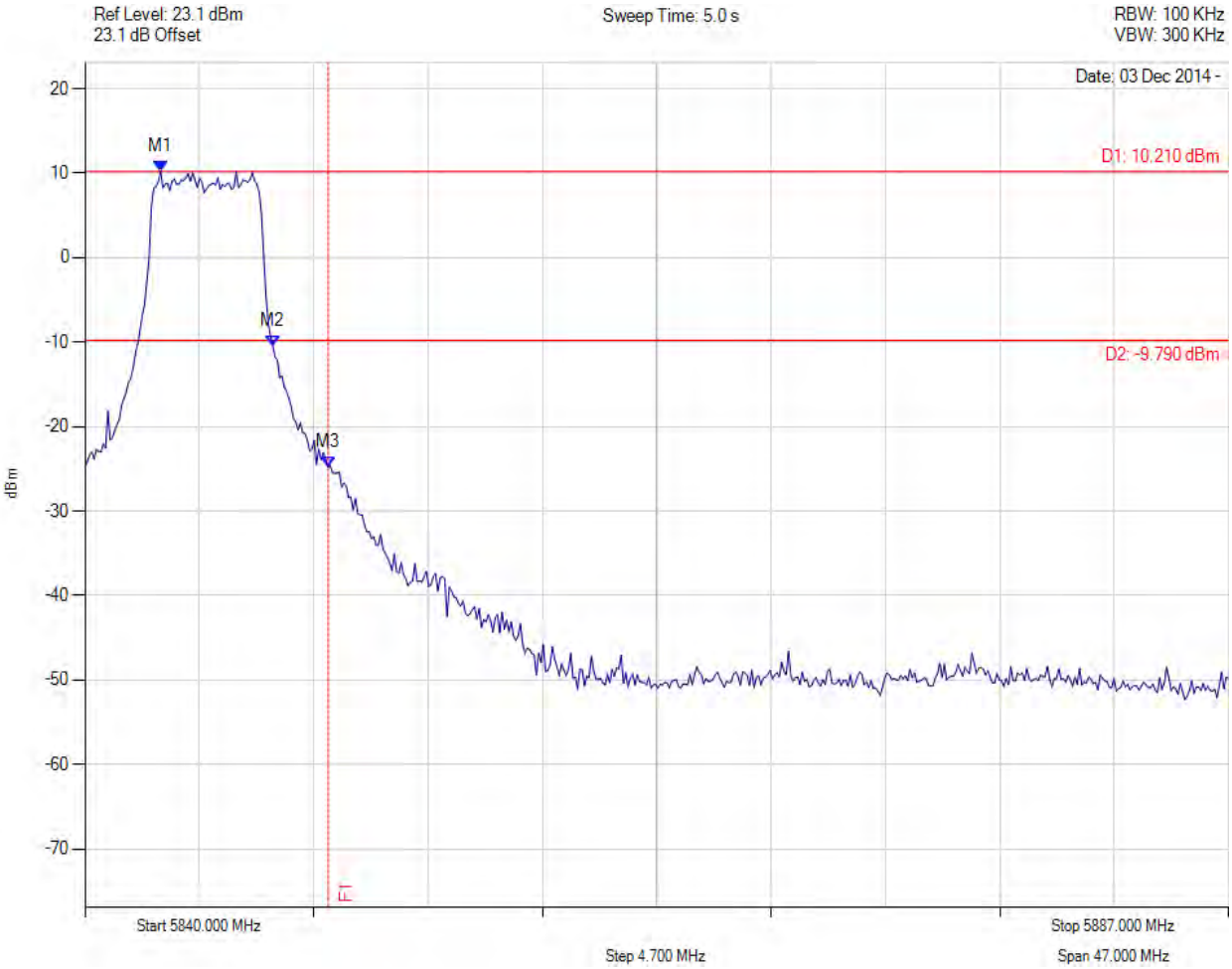

Analyser Setup	Marker:Frequency:Amplitude	Test Results
Detector = MAX PEAK Sweep Count = 0 RF Atten (dB) = 10 Trace Mode = CLR/WRITE	M1 : 5843.108 MHz : 10.214 dBm M2 : 5847.723 MHz : -10.487 dBm M3 : 5850.000 MHz : -24.823 dBm	Channel Frequency: 5845.00 MHz

Back to Matrix

CONDUCTED HIGH BAND-EDGE EMISSIONS

Variant: 5 MHz, Channel: 5845.00 MHz, Chain b, Temp: Ambient, Voltage: 55 Vdc

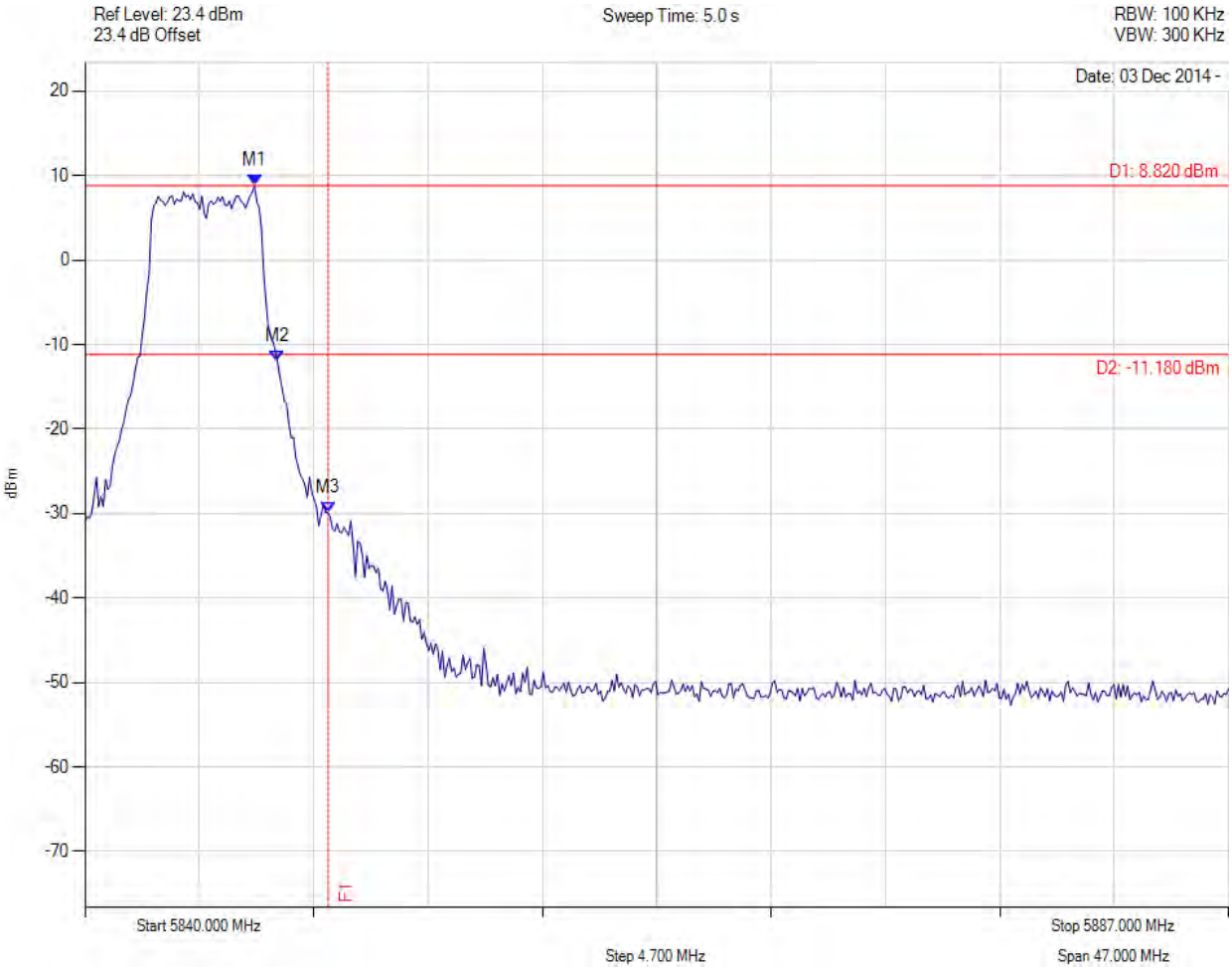

Analyser Setup	Marker:Frequency:Amplitude	Test Results
Detector = MAX PEAK Sweep Count = 0 RF Atten (dB) = 10 Trace Mode = CLR/WRITE	M1 : 5846.970 MHz : 8.820 dBm M2 : 5847.912 MHz : -12.036 dBm M3 : 5850.000 MHz : -29.894 dBm	Channel Frequency: 5845.00 MHz

Back to Matrix

CONDUCTED HIGH BAND-EDGE EMISSIONS

Variant: 10 MHz, Channel: 5844.00 MHz, Chain a, Temp: Ambient, Voltage: 55 Vdc

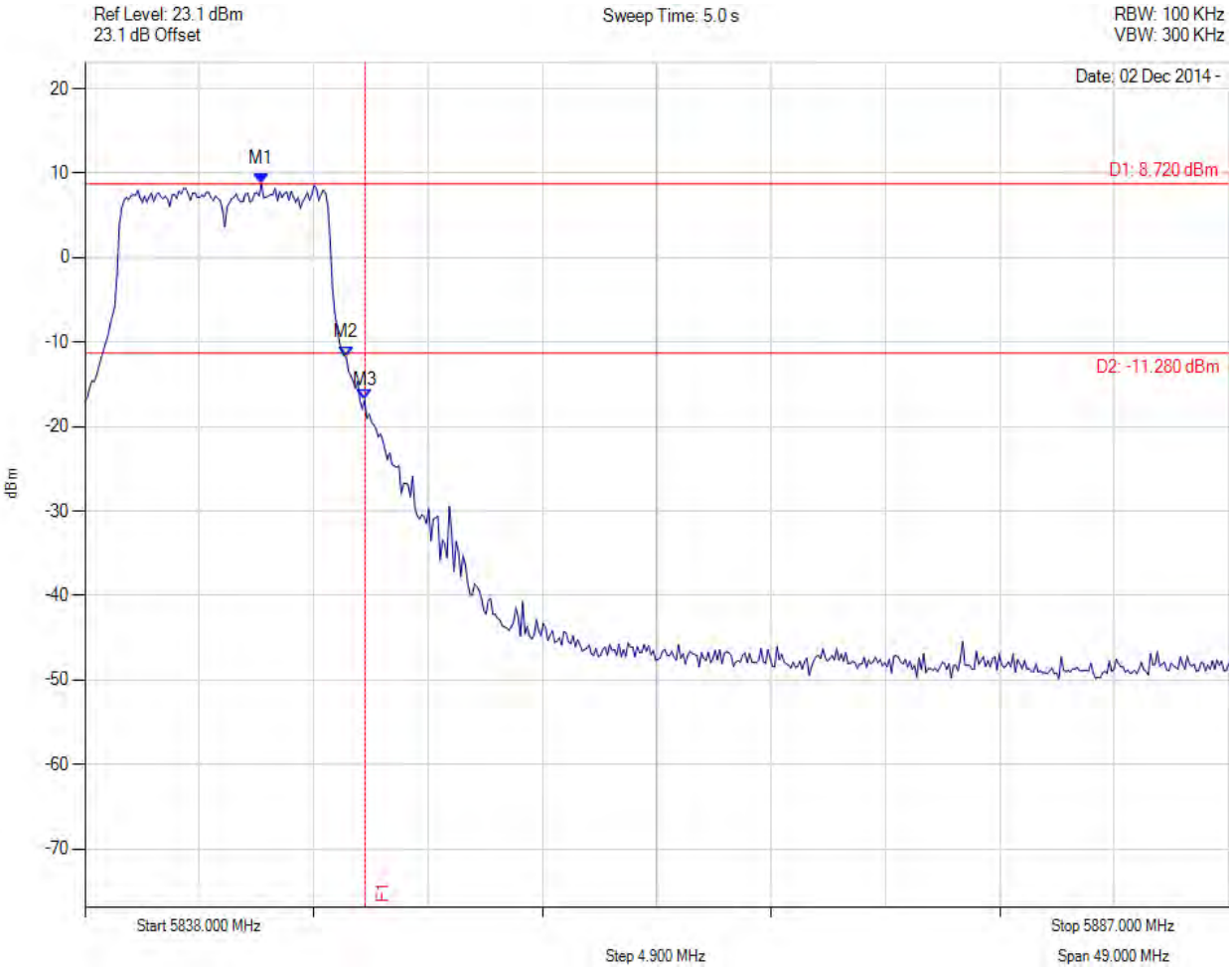

Analyser Setup	Marker:Frequency:Amplitude	Test Results
Detector = MAX PEAK Sweep Count = 0 RF Atten (dB) = 10 Trace Mode = CLR/WRITE	M1 : 5845.561 MHz : 8.721 dBm M2 : 5849.194 MHz : -11.801 dBm M3 : 5850.000 MHz : -16.890 dBm	Channel Frequency: 5844.00 MHz

Back to Matrix

CONDUCTED HIGH BAND-EDGE EMISSIONS

Variant: 10 MHz, Channel: 5844.00 MHz, Chain b, Temp: Ambient, Voltage: 55 Vdc

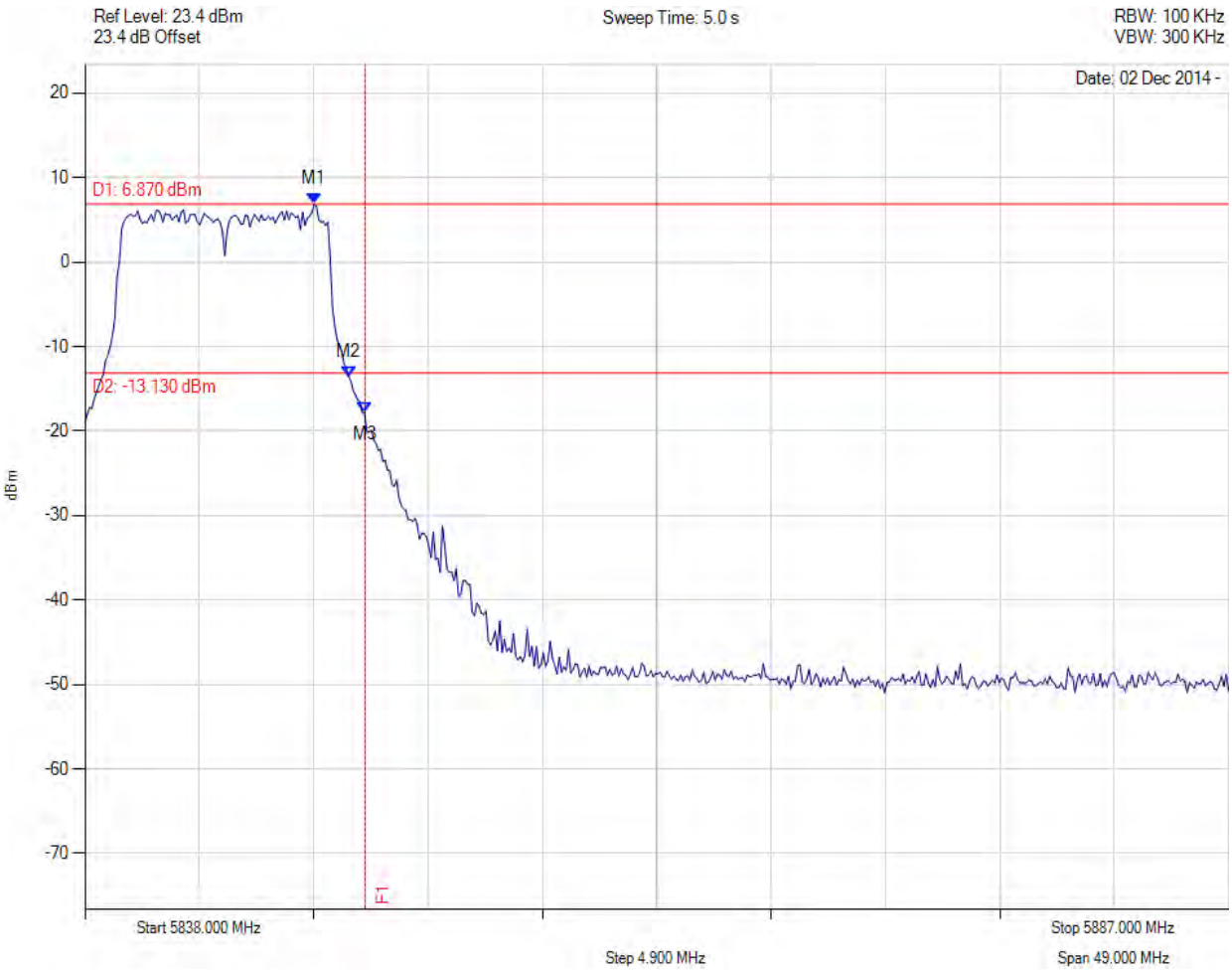

Analyser Setup	Marker:Frequency:Amplitude	Test Results
Detector = MAX PEAK Sweep Count = 0 RF Atten (dB) = 10 Trace Mode = CLR/WRITE	M1 : 5847.820 MHz : 6.868 dBm M2 : 5849.293 MHz : -13.545 dBm M3 : 5850.000 MHz : -17.844 dBm	Channel Frequency: 5844.00 MHz

Back to Matrix

CONDUCTED HIGH BAND-EDGE EMISSIONS

Variant: 20 MHz, Channel: 5840.00 MHz, Chain a, Temp: Ambient, Voltage: 55 Vdc

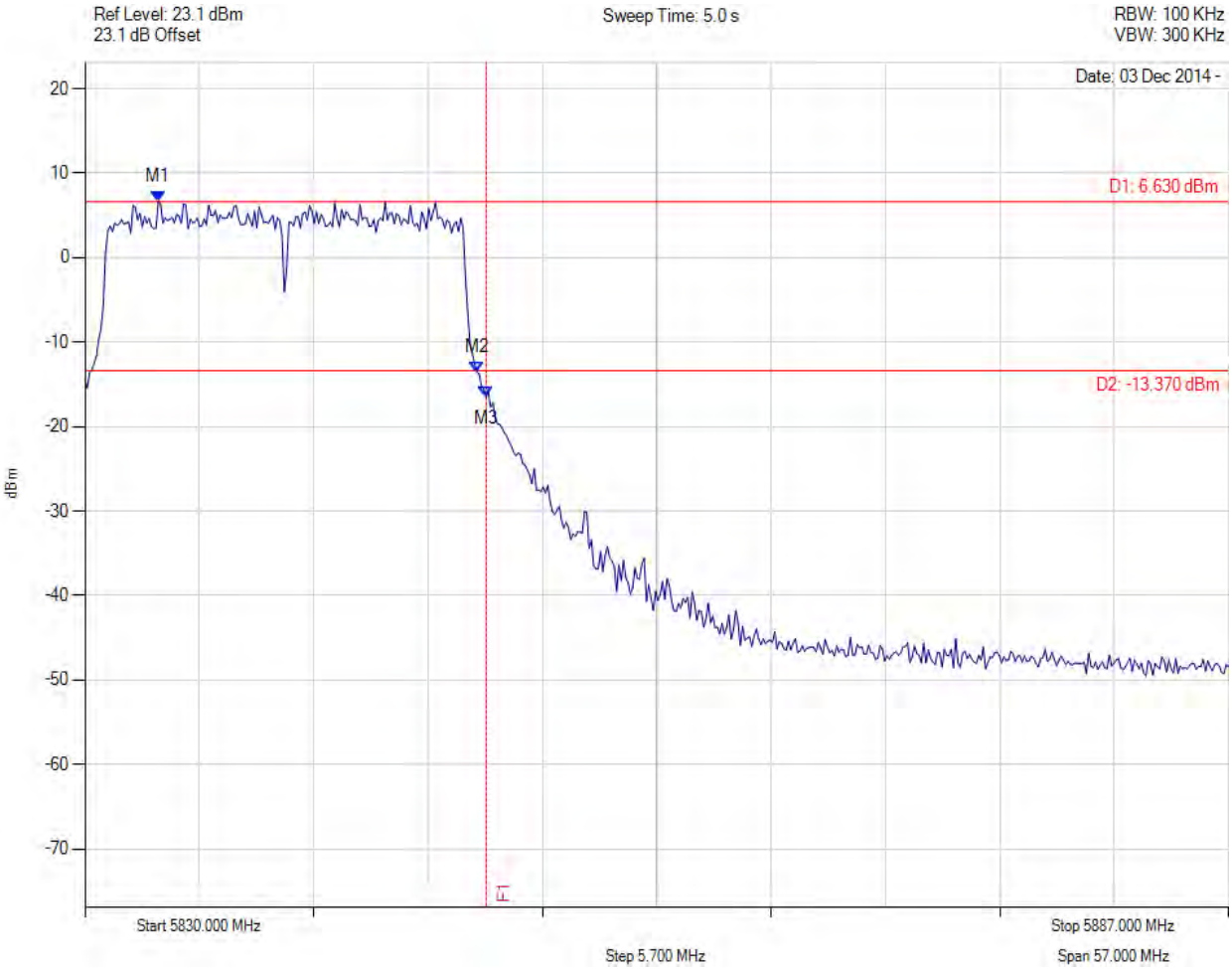

Analyser Setup	Marker:Frequency:Amplitude	Test Results
Detector = MAX PEAK Sweep Count = 0 RF Atten (dB) = 10 Trace Mode = CLR/WRITE	M1 : 5833.655 MHz : 6.633 dBm M2 : 5849.533 MHz : -13.511 dBm M3 : 5850.000 MHz : -16.497 dBm	Channel Frequency: 5840.00 MHz

Back to Matrix

CONDUCTED HIGH BAND-EDGE EMISSIONS

Variant: 20 MHz, Channel: 5840.00 MHz, Chain b, Temp: Ambient, Voltage: 55 Vdc

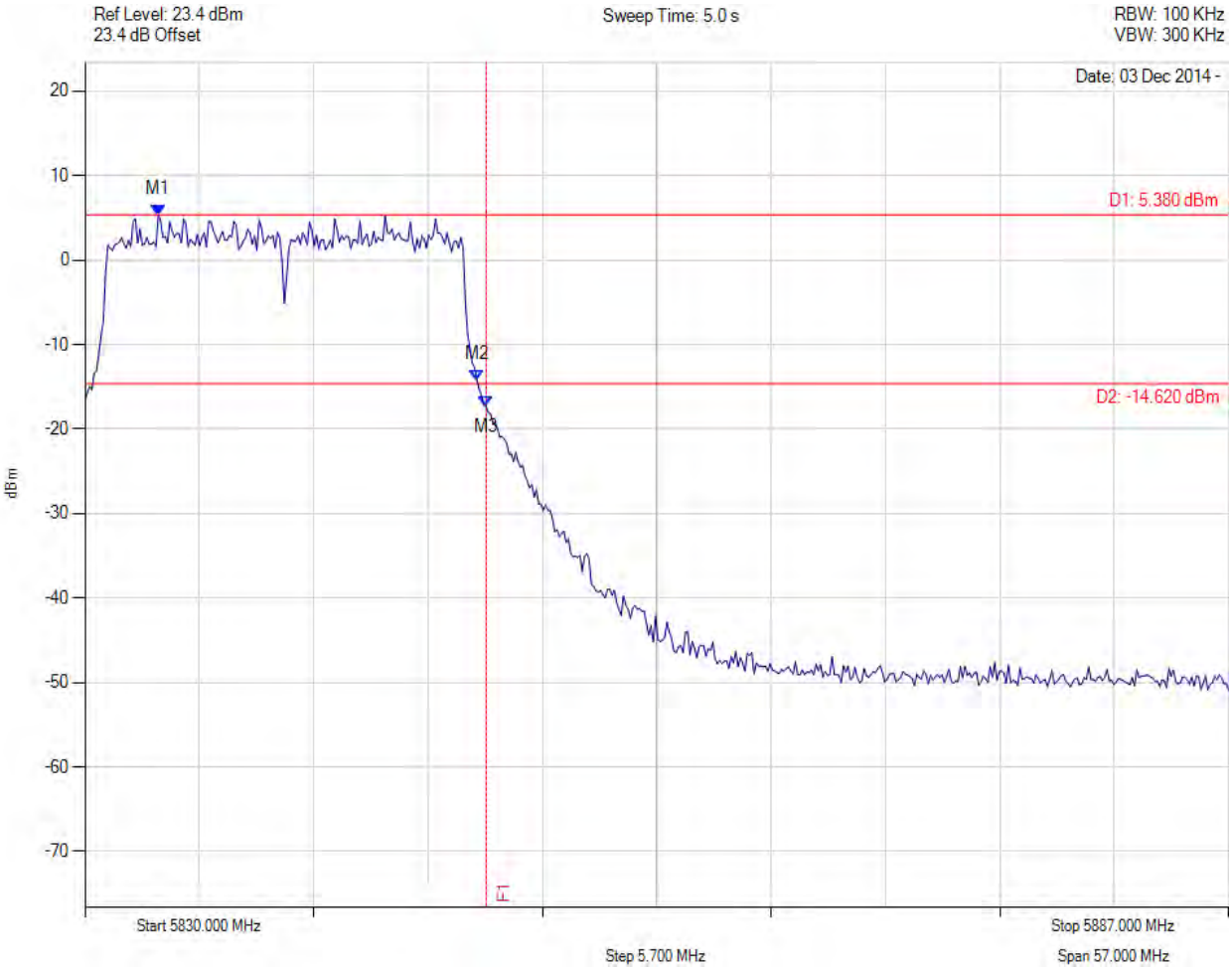

Analyser Setup	Marker:Frequency:Amplitude	Test Results
Detector = MAX PEAK Sweep Count = 0 RF Atten (dB) = 10 Trace Mode = CLR/WRITE	M1 : 5833.655 MHz : 5.379 dBm M2 : 5849.533 MHz : -14.171 dBm M3 : 5850.000 MHz : -17.279 dBm	Channel Frequency: 5840.00 MHz

Back to Matrix

CONDUCTED HIGH BAND-EDGE EMISSIONS

Variant: 40 MHz, Channel: 5830.00 MHz, Chain a, Temp: Ambient, Voltage: 55 Vdc

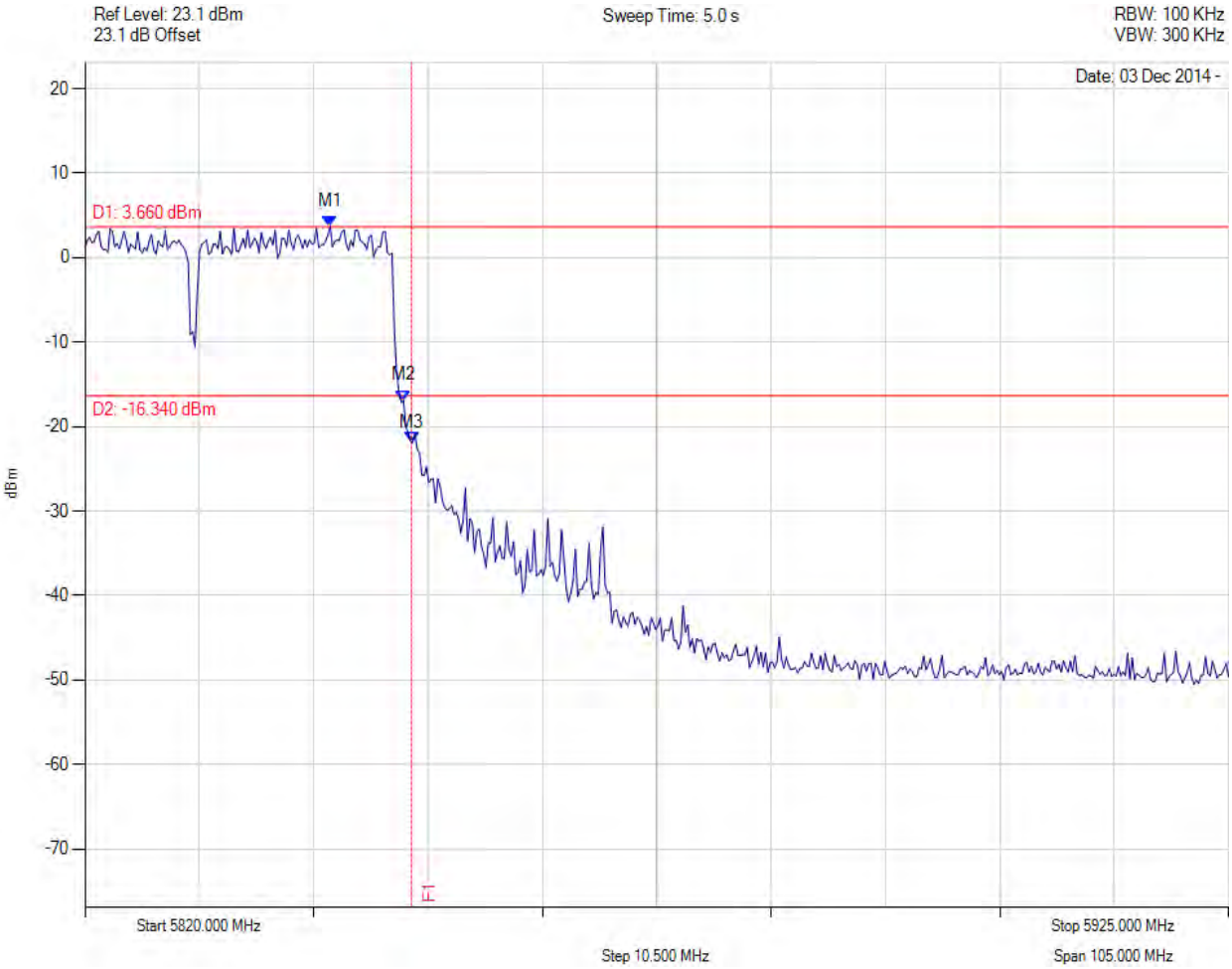

Analyser Setup	Marker:Frequency:Amplitude	Test Results
Detector = MAX PEAK Sweep Count = 0 RF Atten (dB) = 10 Trace Mode = CLR/WRITE	M1 : 5842.515 MHz : 3.661 dBm M2 : 5849.248 MHz : -16.916 dBm M3 : 5850.000 MHz : -21.899 dBm	Channel Frequency: 5830.00 MHz

Back to Matrix

CONDUCTED HIGH BAND-EDGE EMISSIONS

Variant: 40 MHz, Channel: 5830.00 MHz, Chain b, Temp: Ambient, Voltage: 55 Vdc

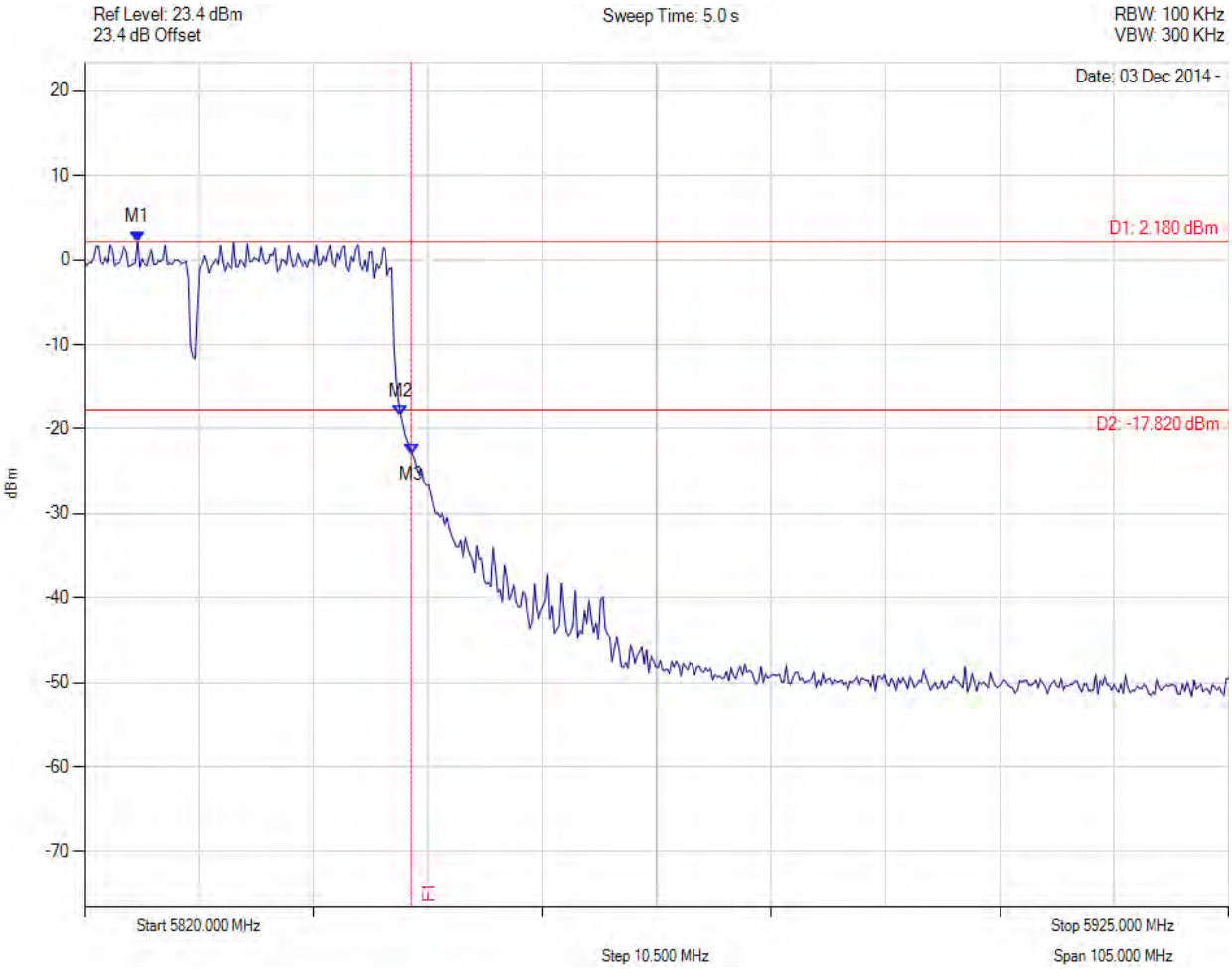

Analyser Setup	Marker:Frequency:Amplitude	Test Results
Detector = MAX PEAK Sweep Count = 0 RF Atten (dB) = 10 Trace Mode = CLR/WRITE	M1 : 5824.840 MHz : 2.180 dBm M2 : 5849.038 MHz : -18.434 dBm M3 : 5850.000 MHz : -23.010 dBm	Channel Frequency: 5830.00 MHz

Back to Matrix

CONDUCTED HIGH BAND-EDGE EMISSIONS

Variant: 80 MHz, Channel: 5810.00 MHz, Chain a, Temp: Ambient, Voltage: 55 Vdc

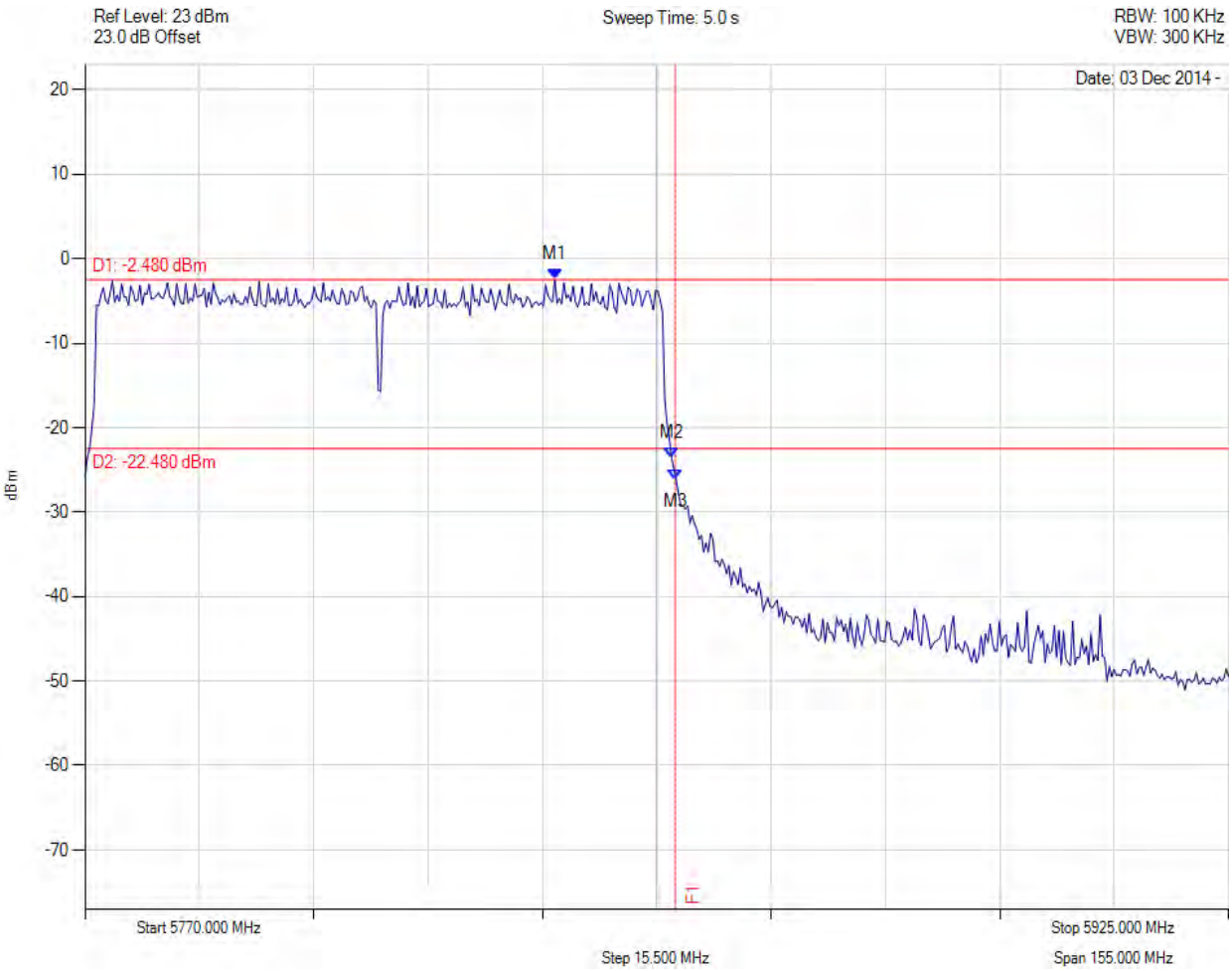

Analyser Setup	Marker:Frequency:Amplitude	Test Results
Detector = MAX PEAK Sweep Count = 0 RF Atten (dB) = 10 Trace Mode = CLR/WRITE	M1 : 5833.677 MHz : -2.479 dBm M2 : 5849.519 MHz : -23.648 dBm M3 : 5850.000 MHz : -26.241 dBm	Channel Frequency: 5810.00 MHz

Back to Matrix

CONDUCTED HIGH BAND-EDGE EMISSIONS

Variant: 80 MHz, Channel: 5810.00 MHz, Chain b, Temp: Ambient, Voltage: 55 Vdc

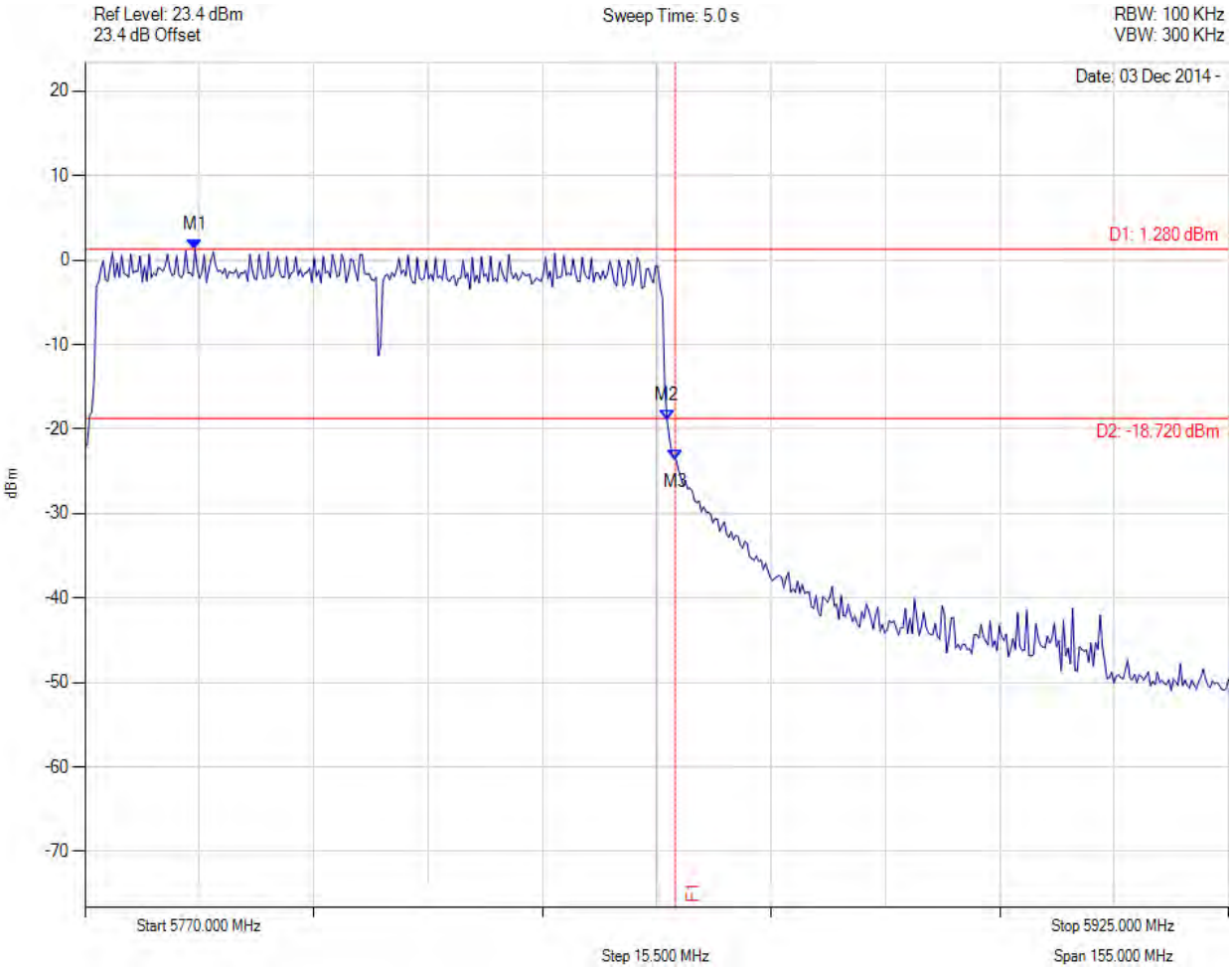

Analyser Setup	Marker:Frequency:Amplitude	Test Results
Detector = MAX PEAK Sweep Count = 0 RF Atten (dB) = 10 Trace Mode = CLR/WRITE	M1 : 5784.910 MHz : 1.279 dBm M2 : 5848.898 MHz : -18.969 dBm M3 : 5850.000 MHz : -23.669 dBm	Channel Frequency: 5810.00 MHz

Back to Matrix

CONDUCTED SPURIOUS EMISSIONS

Variant: 5 MHz, Channel: 5730.00 MHz, Chain a, Temp: Ambient, Voltage: 55 Vdc

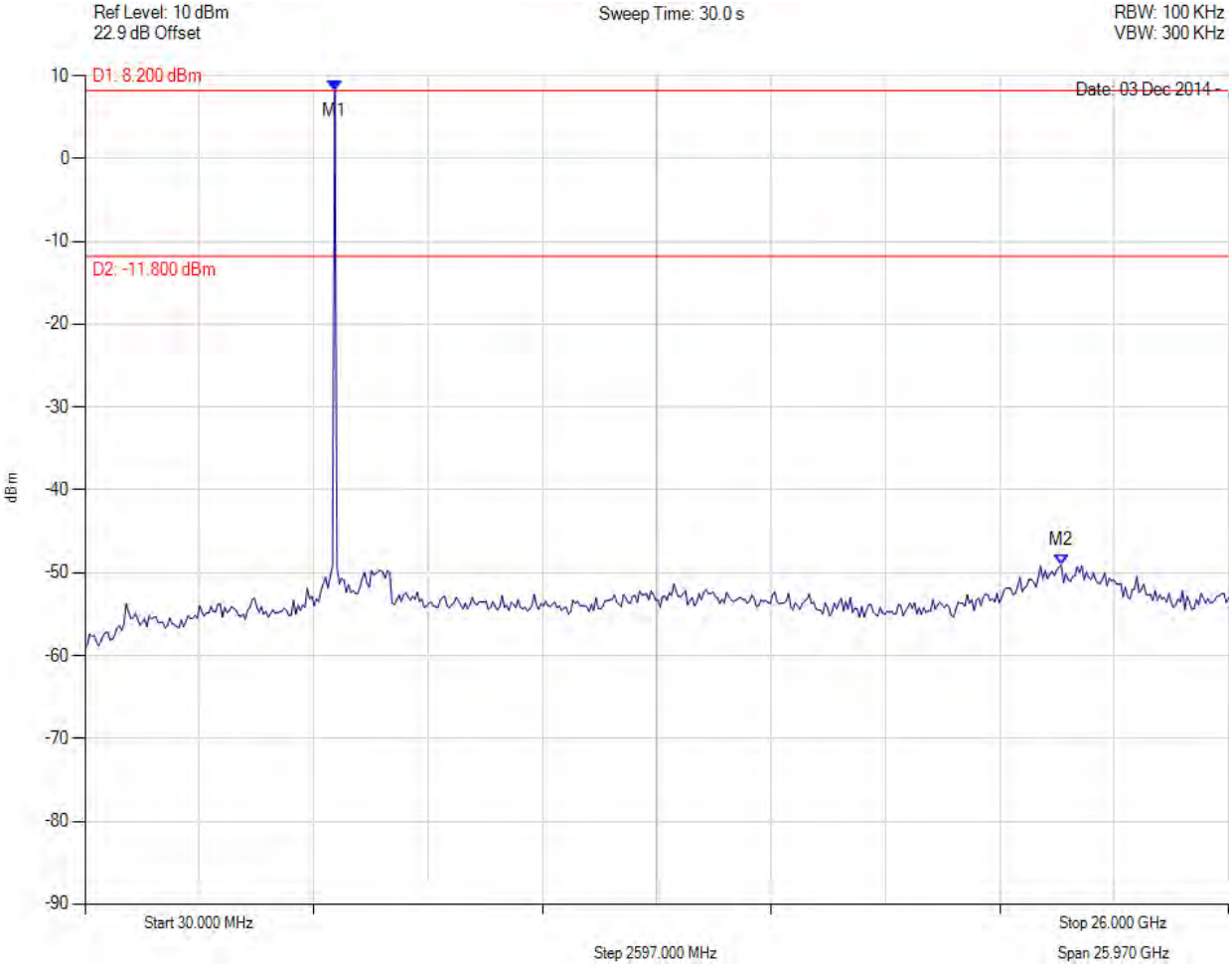

Analyser Setup	Marker:Frequency:Amplitude	Test Results
Detector = MAX PEAK Sweep Count = 0 RF Atten (dB) = 10 Trace Mode = CLR/WRITE	M1 : 5702.806 MHz : 8.200 dBm M2 : 22.201 GHz : -49.023 dBm	Limit: -11.80 dBm Margin: -37.22 dB

Back to Matrix

CONDUCTED SPURIOUS EMISSIONS

Variant: 5 MHz, Channel: 5730.00 MHz, Chain b, Temp: Ambient, Voltage: 55 Vdc

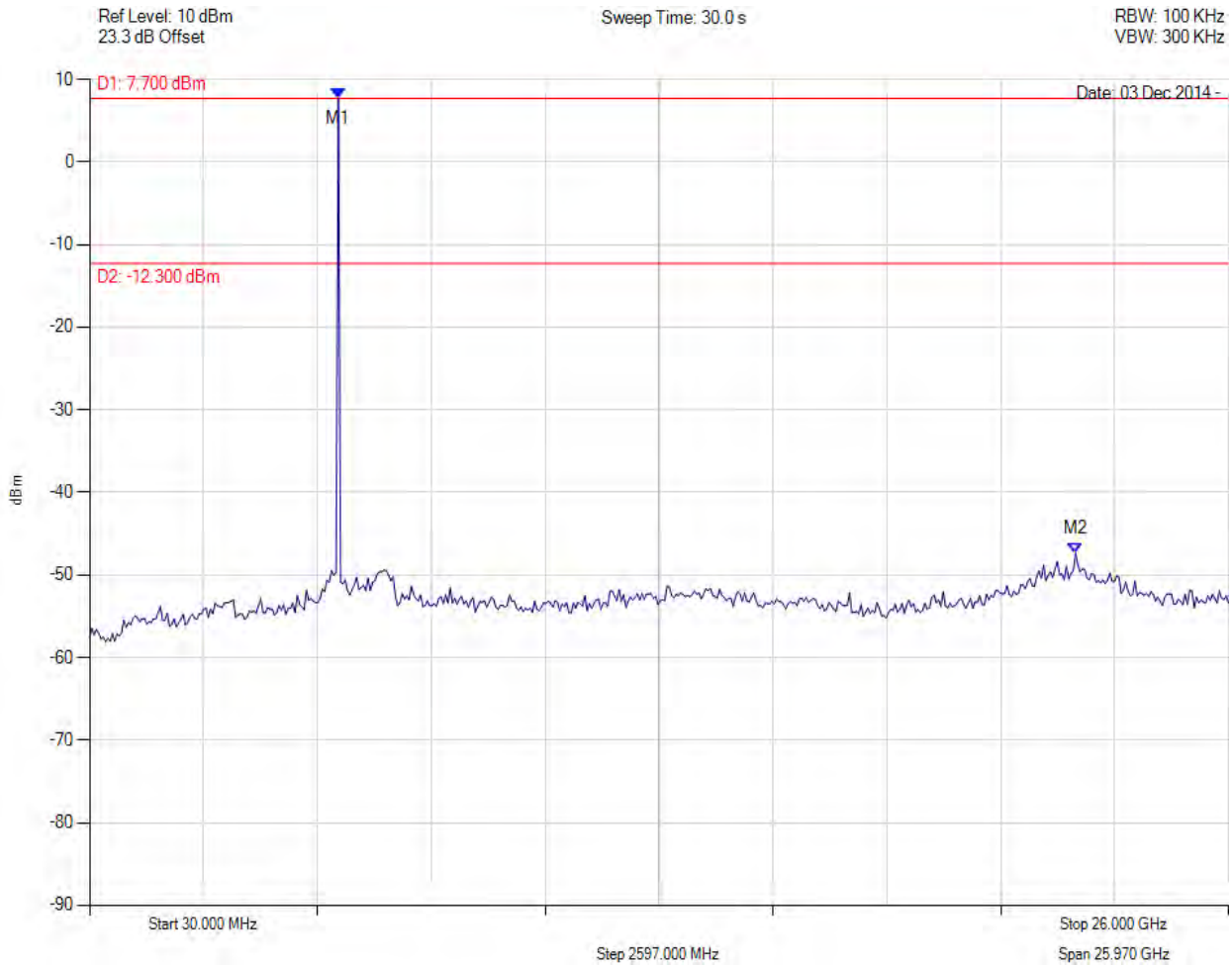

Analyser Setup	Marker:Frequency:Amplitude	Test Results
Detector = MAX PEAK Sweep Count = 0 RF Atten (dB) = 10 Trace Mode = CLR/WRITE	M1 : 5702.806 MHz : 7.702 dBm M2 : 22.513 GHz : -47.362 dBm	Limit: -12.30 dBm Margin: -35.06 dB

Back to Matrix

CONDUCTED SPURIOUS EMISSIONS

Variant: 5 MHz, Channel: 5800.00 MHz, Chain a, Temp: Ambient, Voltage: 55 Vdc

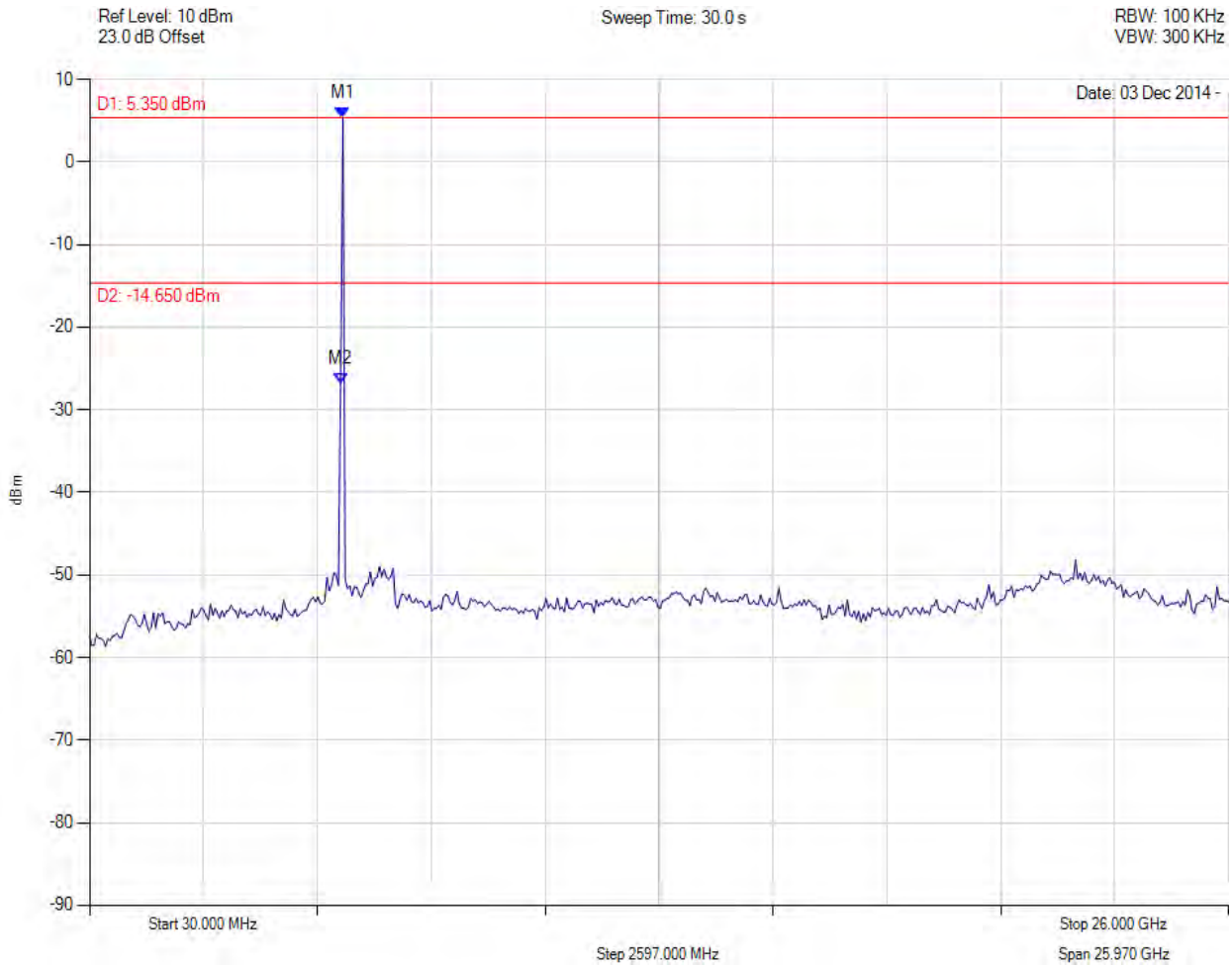

Analyser Setup	Marker:Frequency:Amplitude	Test Results
Detector = MAX PEAK Sweep Count = 0 RF Atten (dB) = 10 Trace Mode = CLR/WRITE	M1 : 5806.894 MHz : 5.347 dBm M2 : 5754.850 MHz : -26.851 dBm	Limit: -14.65 dBm Margin: -12.20 dB

Back to Matrix

CONDUCTED SPURIOUS EMISSIONS

Variant: 5 MHz, Channel: 5800.00 MHz, Chain b, Temp: Ambient, Voltage: 55 Vdc

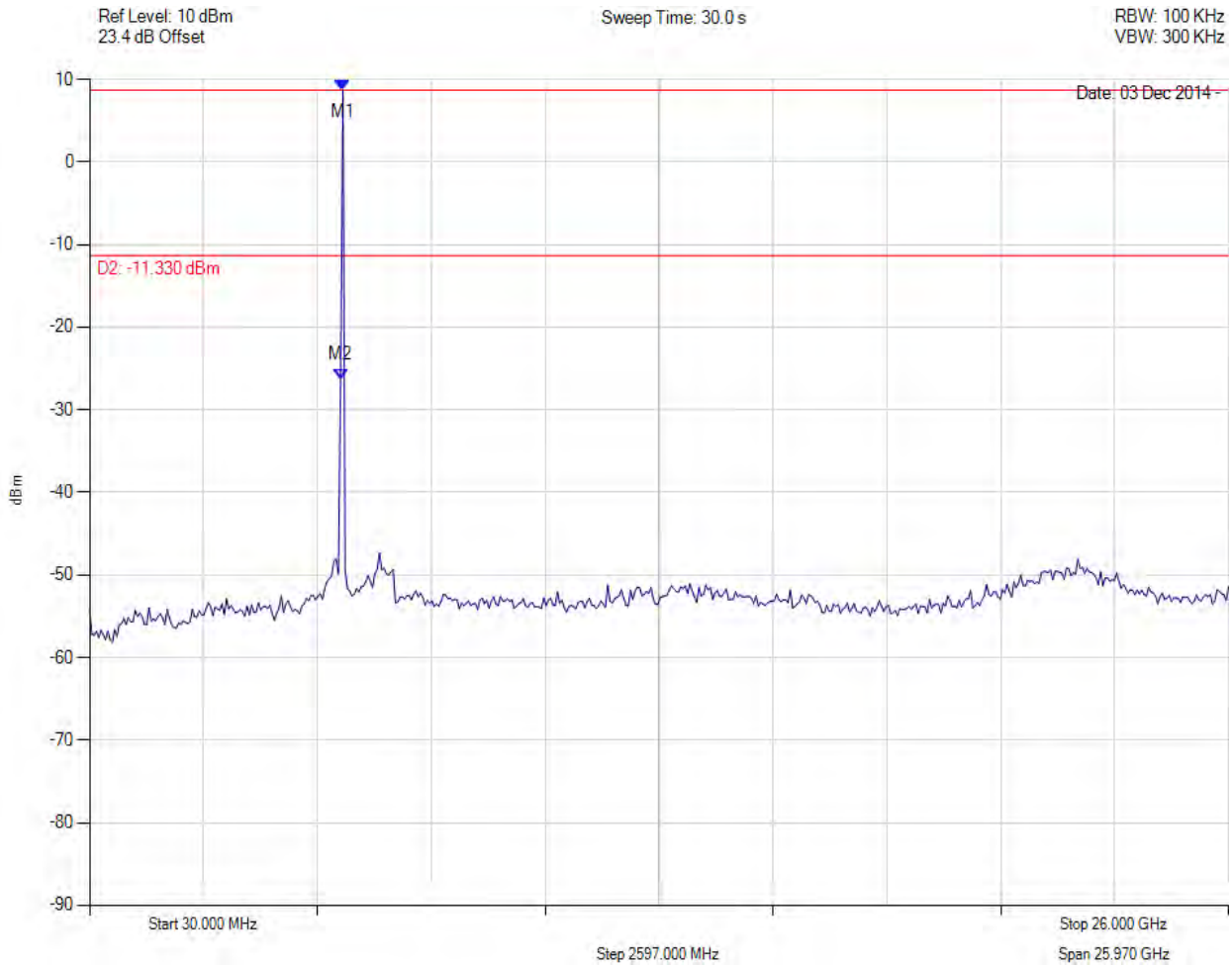

Analyser Setup	Marker:Frequency:Amplitude	Test Results
Detector = MAX PEAK Sweep Count = 0 RF Atten (dB) = 10 Trace Mode = CLR/WRITE	M1 : 5806.894 MHz : 8.674 dBm M2 : 5754.850 MHz : -26.359 dBm	Limit: -11.33 dBm Margin: -15.03 dB

Back to Matrix

CONDUCTED SPURIOUS EMISSIONS

Variant: 5 MHz, Channel: 5845.00 MHz, Chain a, Temp: Ambient, Voltage: 55 Vdc

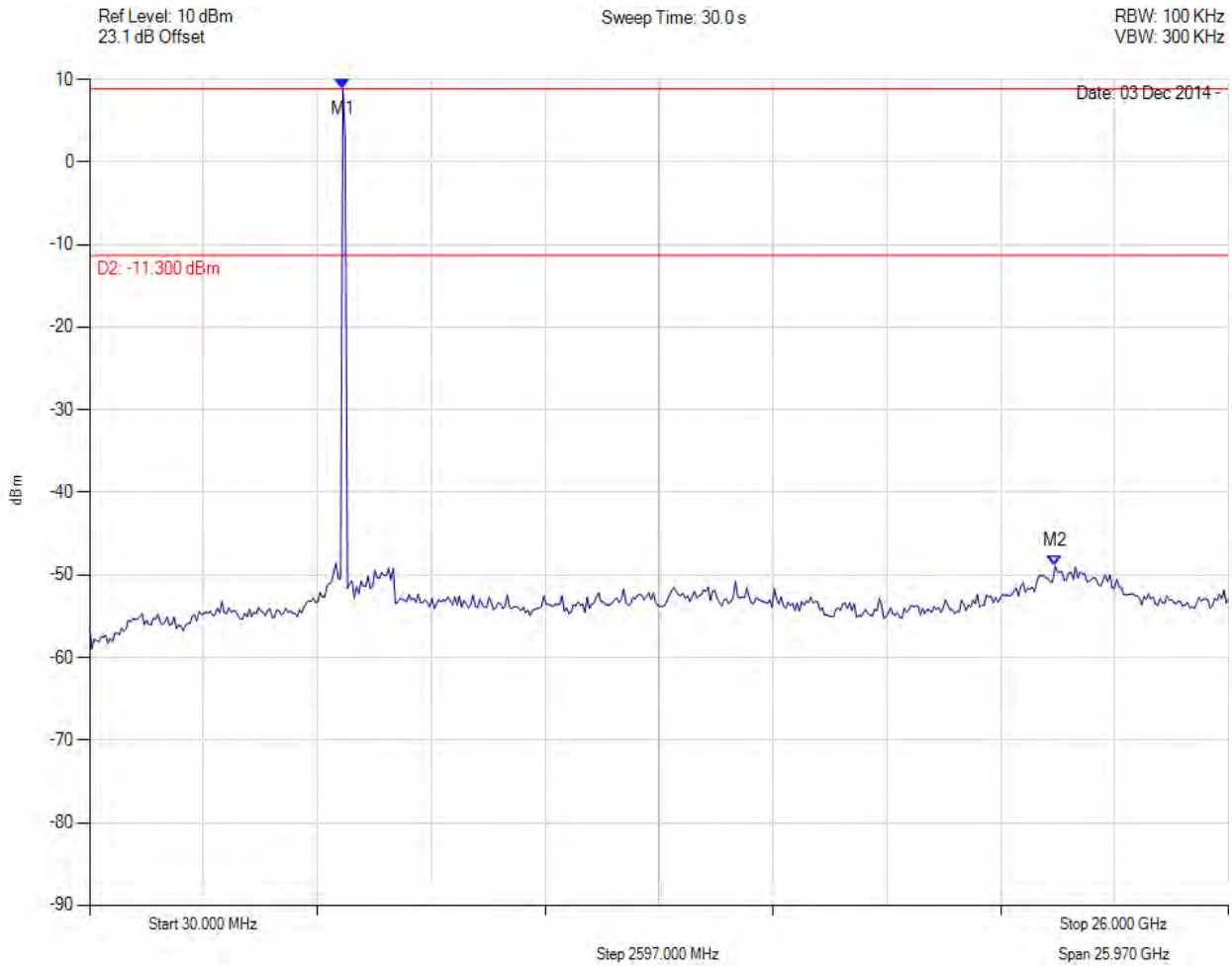

Analyser Setup	Marker:Frequency:Amplitude	Test Results
Detector = MAX PEAK Sweep Count = 0 RF Atten (dB) = 10 Trace Mode = CLR/WRITE	M1 : 5806.894 MHz : 8.867 dBm M2 : 22.045 GHz : -48.958 dBm	Limit: -11.30 dBm Margin: -37.66 dB

Back to Matrix

CONDUCTED SPURIOUS EMISSIONS

Variant: 5 MHz, Channel: 5845.00 MHz, Chain b, Temp: Ambient, Voltage: 55 Vdc

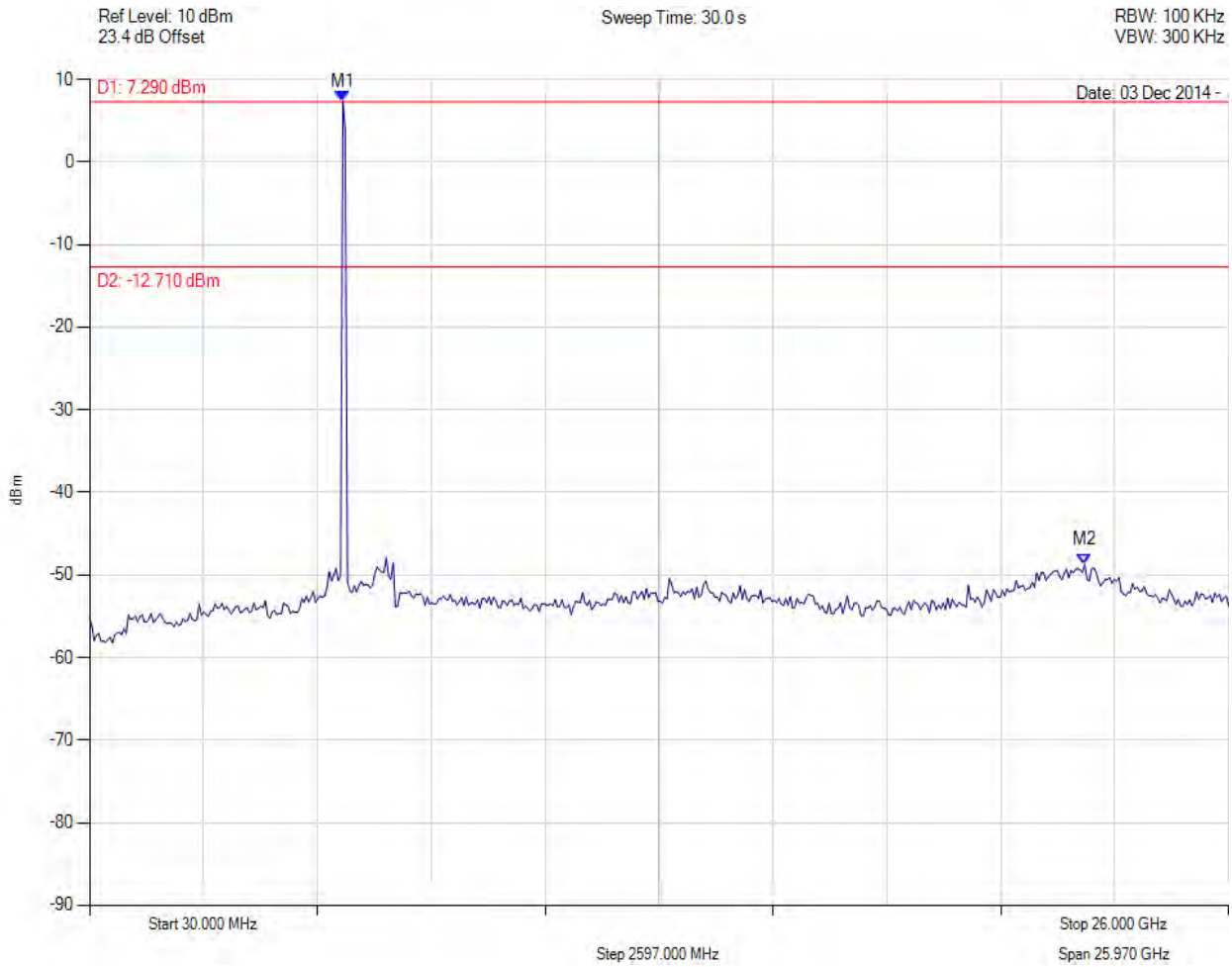

Analyser Setup	Marker:Frequency:Amplitude	Test Results
Detector = MAX PEAK Sweep Count = 0 RF Atten (dB) = 10 Trace Mode = CLR/WRITE	M1 : 5806.894 MHz : 7.289 dBm M2 : 22.721 GHz : -48.684 dBm	Limit: -12.71 dBm Margin: -35.97 dB

Back to Matrix

CONDUCTED SPURIOUS EMISSIONS

Variant: 10 MHz, Channel: 5731.00 MHz, Chain a, Temp: Ambient, Voltage: 55 Vdc

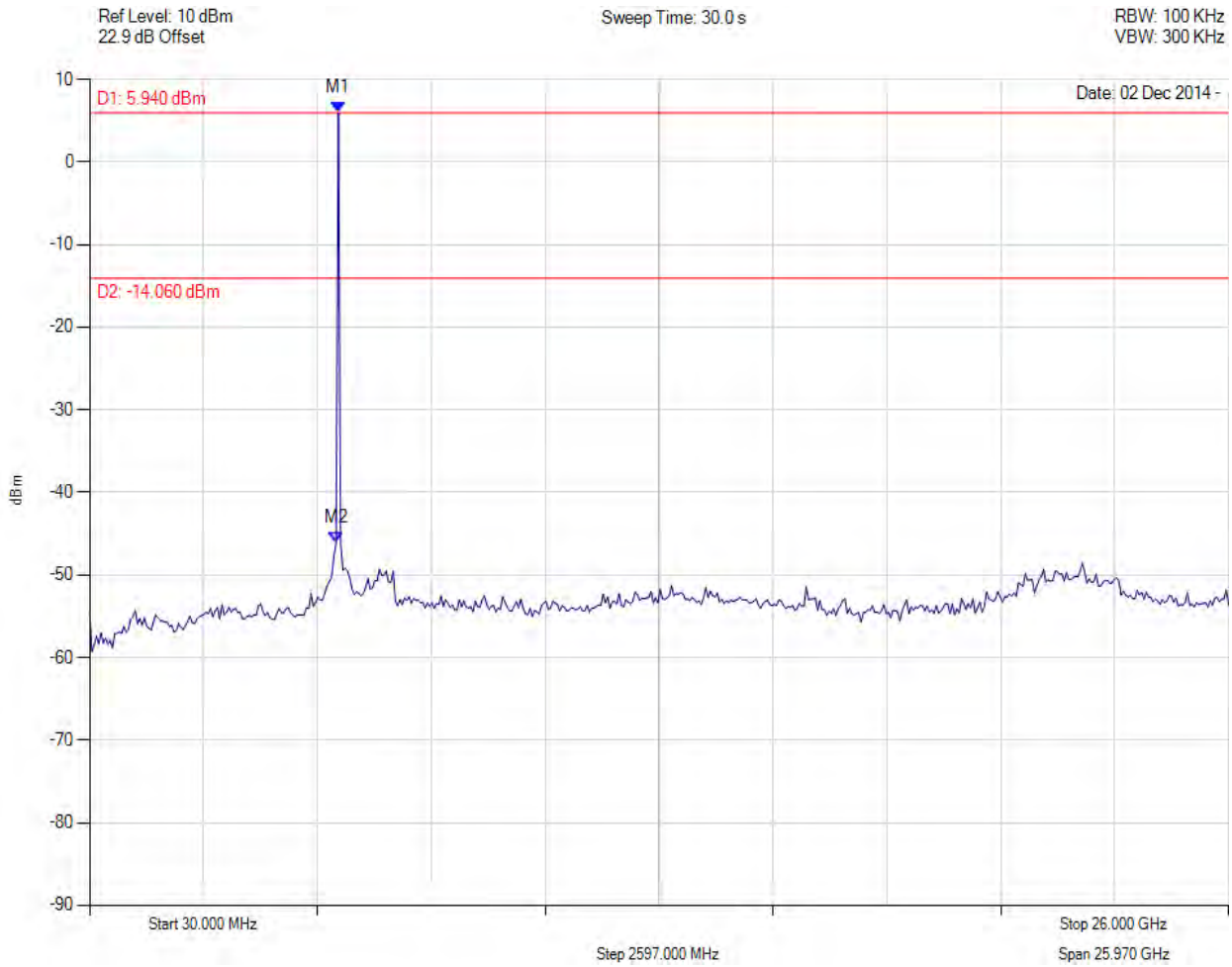

Analyser Setup	Marker:Frequency:Amplitude	Test Results
Detector = MAX PEAK Sweep Count = 0 RF Atten (dB) = 10 Trace Mode = CLR/WRITE	M1 : 5702.806 MHz : 5.937 dBm M2 : 5650.762 MHz : -46.129 dBm	Limit: -14.06 dBm Margin: -32.07 dB

Back to Matrix

CONDUCTED SPURIOUS EMISSIONS

Variant: 10 MHz, Channel: 5731.00 MHz, Chain b, Temp: Ambient, Voltage: 55 Vdc

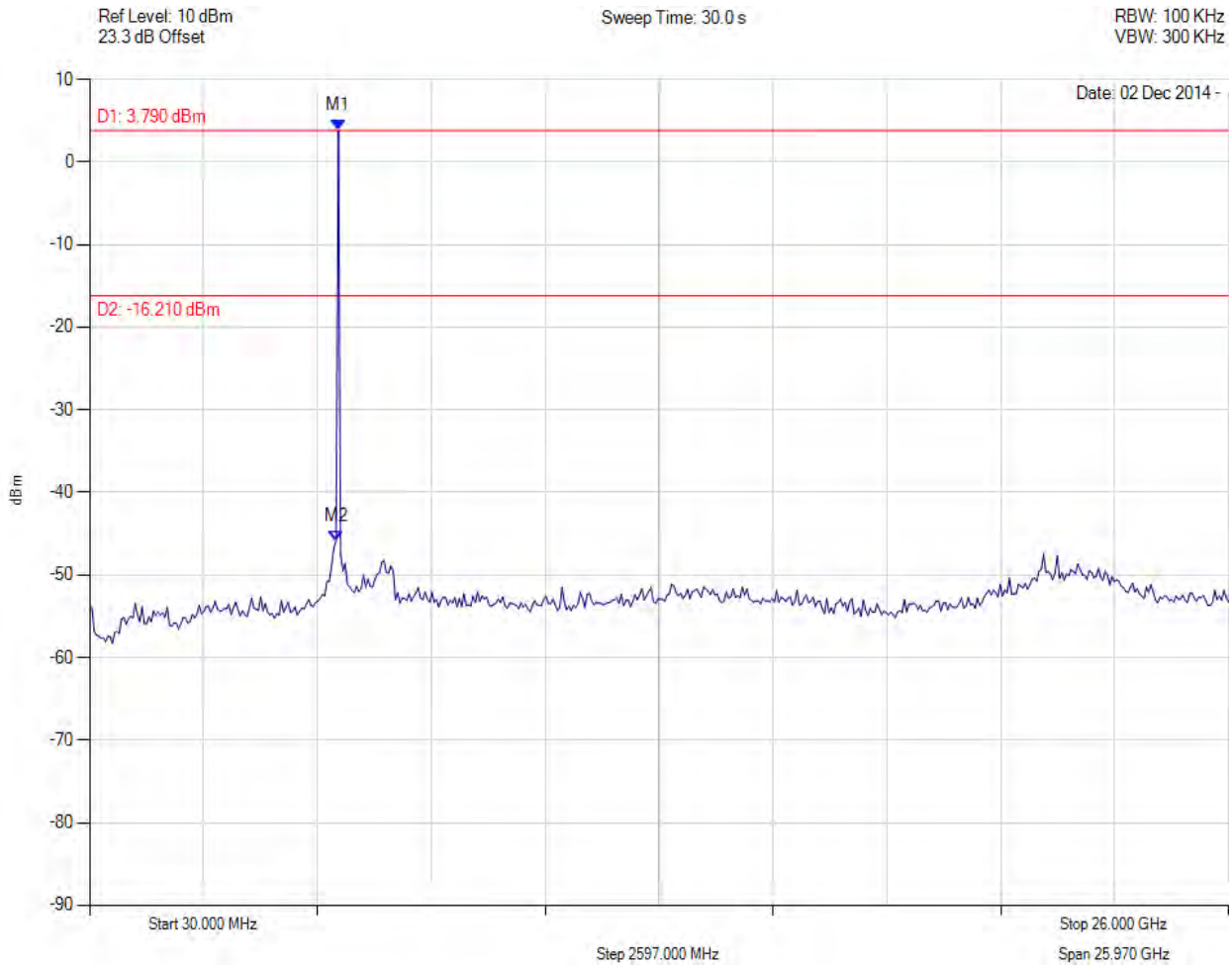

Analyser Setup	Marker:Frequency:Amplitude	Test Results
Detector = MAX PEAK Sweep Count = 0 RF Atten (dB) = 10 Trace Mode = CLR/WRITE	M1 : 5702.806 MHz : 3.787 dBm M2 : 5650.762 MHz : -45.861 dBm	Limit: -16.21 dBm Margin: -29.65 dB

Back to Matrix

CONDUCTED SPURIOUS EMISSIONS

Variant: 10 MHz, Channel: 5800.00 MHz, Chain a, Temp: Ambient, Voltage: 55 Vdc

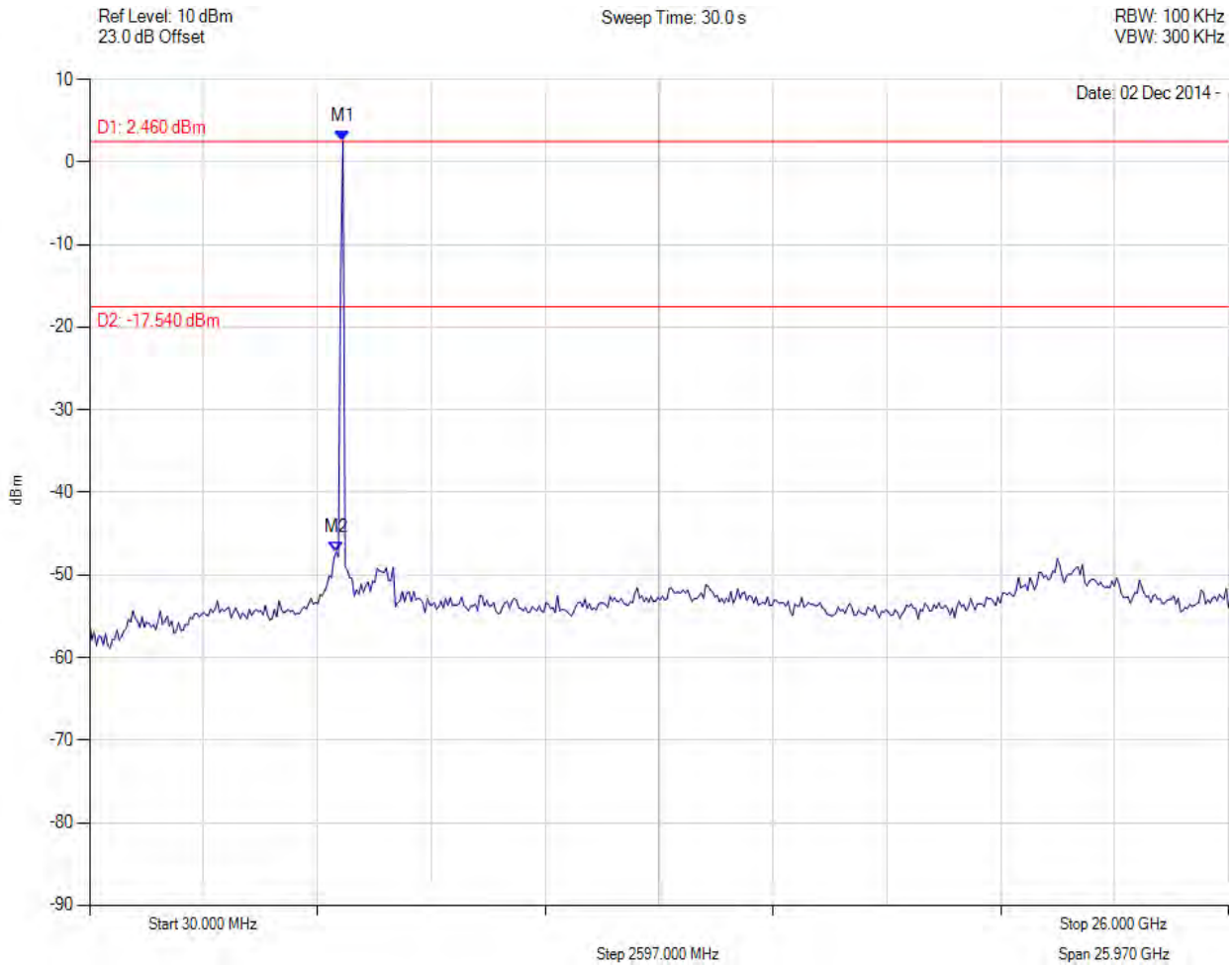

Analyser Setup	Marker:Frequency:Amplitude	Test Results
Detector = MAX PEAK Sweep Count = 0 RF Atten (dB) = 10 Trace Mode = CLR/WRITE	M1 : 5806.894 MHz : 2.457 dBm M2 : 5650.762 MHz : -47.234 dBm	Limit: -17.54 dBm Margin: -29.69 dB

Back to Matrix

CONDUCTED SPURIOUS EMISSIONS

Variant: 10 MHz, Channel: 5800.00 MHz, Chain b, Temp: Ambient, Voltage: 55 Vdc

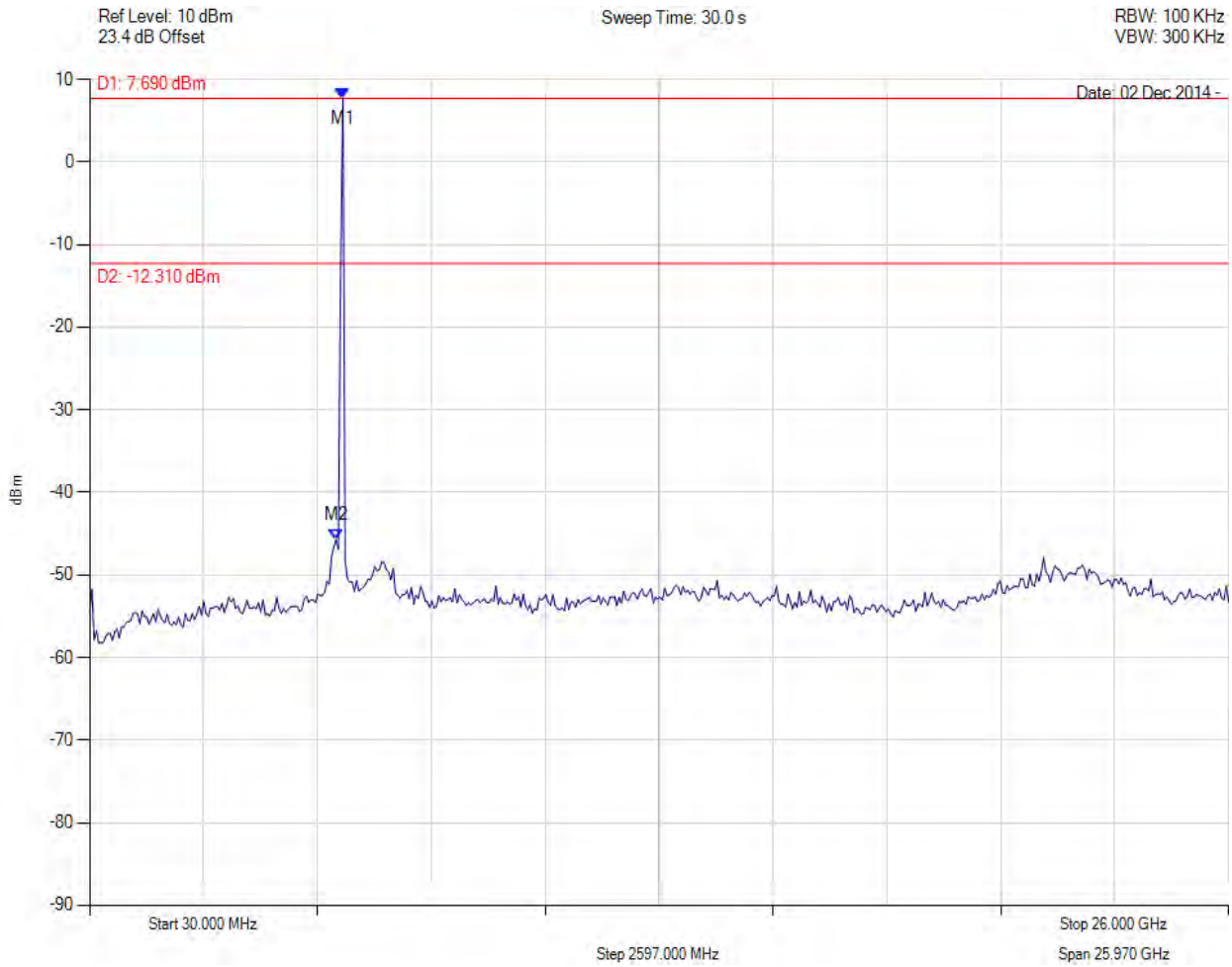

Analyser Setup	Marker:Frequency:Amplitude	Test Results
Detector = MAX PEAK Sweep Count = 0 RF Atten (dB) = 10 Trace Mode = CLR/WRITE	M1 : 5806.894 MHz : 7.690 dBm M2 : 5650.762 MHz : -45.767 dBm	Limit: -12.31 dBm Margin: -33.46 dB

Back to Matrix

CONDUCTED SPURIOUS EMISSIONS

Variant: 10 MHz, Channel: 5844.00 MHz, Chain a, Temp: Ambient, Voltage: 55 Vdc

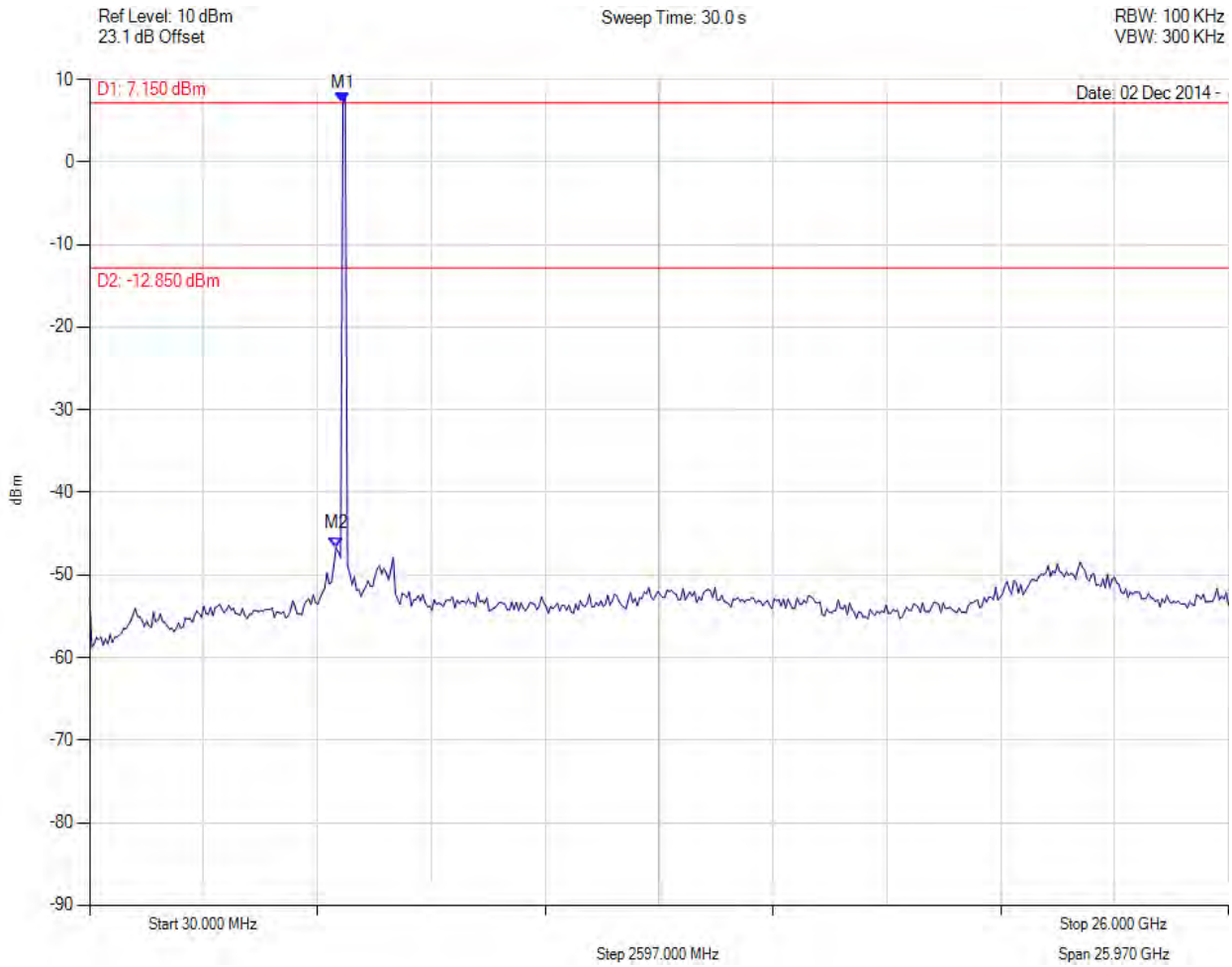

Analyser Setup	Marker:Frequency:Amplitude	Test Results
Detector = MAX PEAK Sweep Count = 0 RF Atten (dB) = 10 Trace Mode = CLR/WRITE	M1 : 5806.894 MHz : 7.155 dBm M2 : 5650.762 MHz : -46.719 dBm	Limit: -12.85 dBm Margin: -33.87 dB

Back to Matrix

CONDUCTED SPURIOUS EMISSIONS

Variant: 10 MHz, Channel: 5844.00 MHz, Chain b, Temp: Ambient, Voltage: 55 Vdc

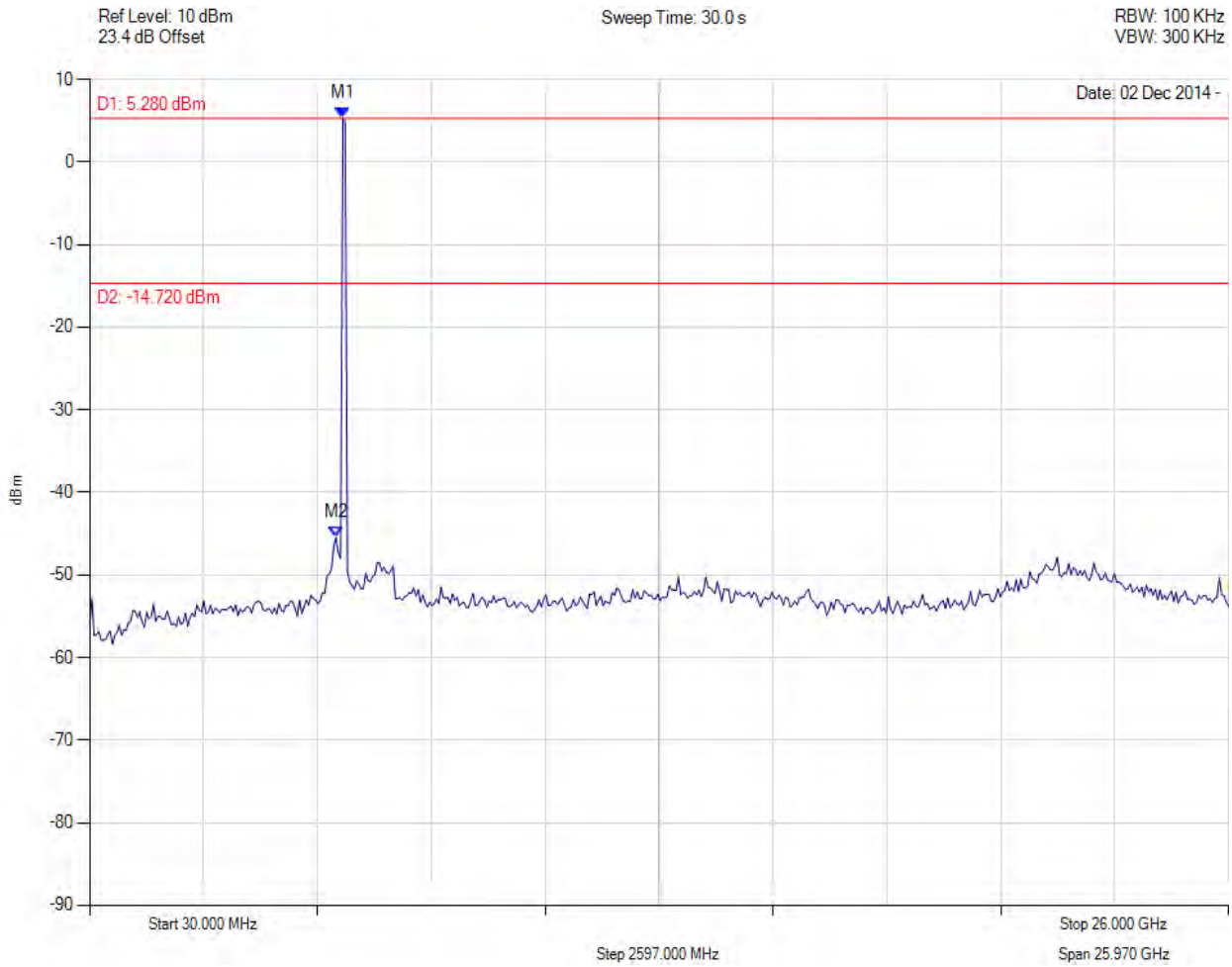

Analyser Setup	Marker:Frequency:Amplitude	Test Results
Detector = MAX PEAK Sweep Count = 0 RF Atten (dB) = 10 Trace Mode = CLR/WRITE	M1 : 5806.894 MHz : 5.278 dBm M2 : 5650.762 MHz : -45.485 dBm	Limit: -14.72 dBm Margin: -30.77 dB

Back to Matrix

CONDUCTED SPURIOUS EMISSIONS

Variant: 20 MHz, Channel: 5735.00 MHz, Chain a, Temp: Ambient, Voltage: 55 Vdc

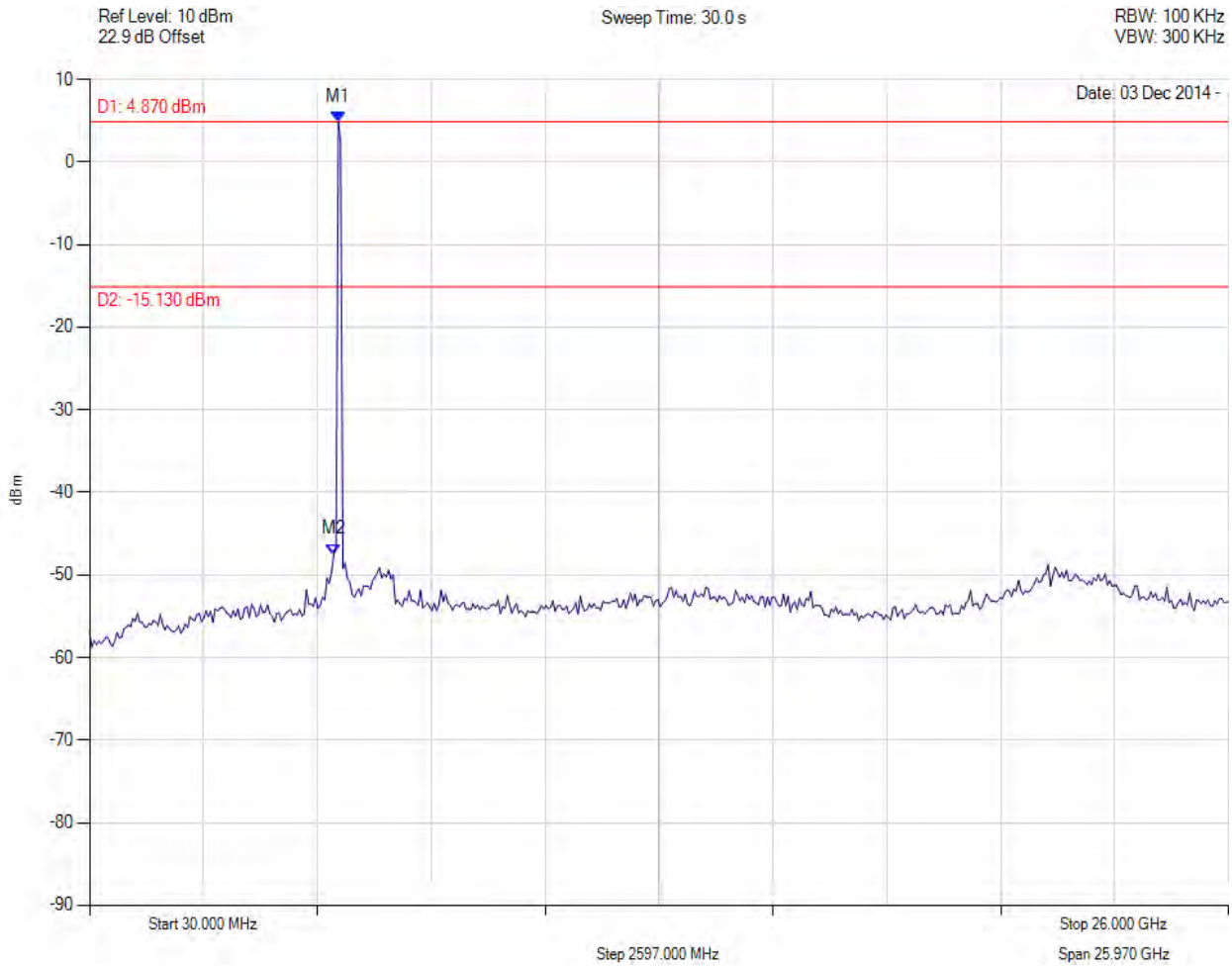

Analyser Setup	Marker:Frequency:Amplitude	Test Results
Detector = MAX PEAK Sweep Count = 0 RF Atten (dB) = 10 Trace Mode = CLR/WRITE	M1 : 5702.806 MHz : 4.873 dBm M2 : 5598.717 MHz : -47.498 dBm	Limit: -15.13 dBm Margin: -32.37 dB

Back to Matrix

CONDUCTED SPURIOUS EMISSIONS

Variant: 20 MHz, Channel: 5735.00 MHz, Chain b, Temp: Ambient, Voltage: 55 Vdc

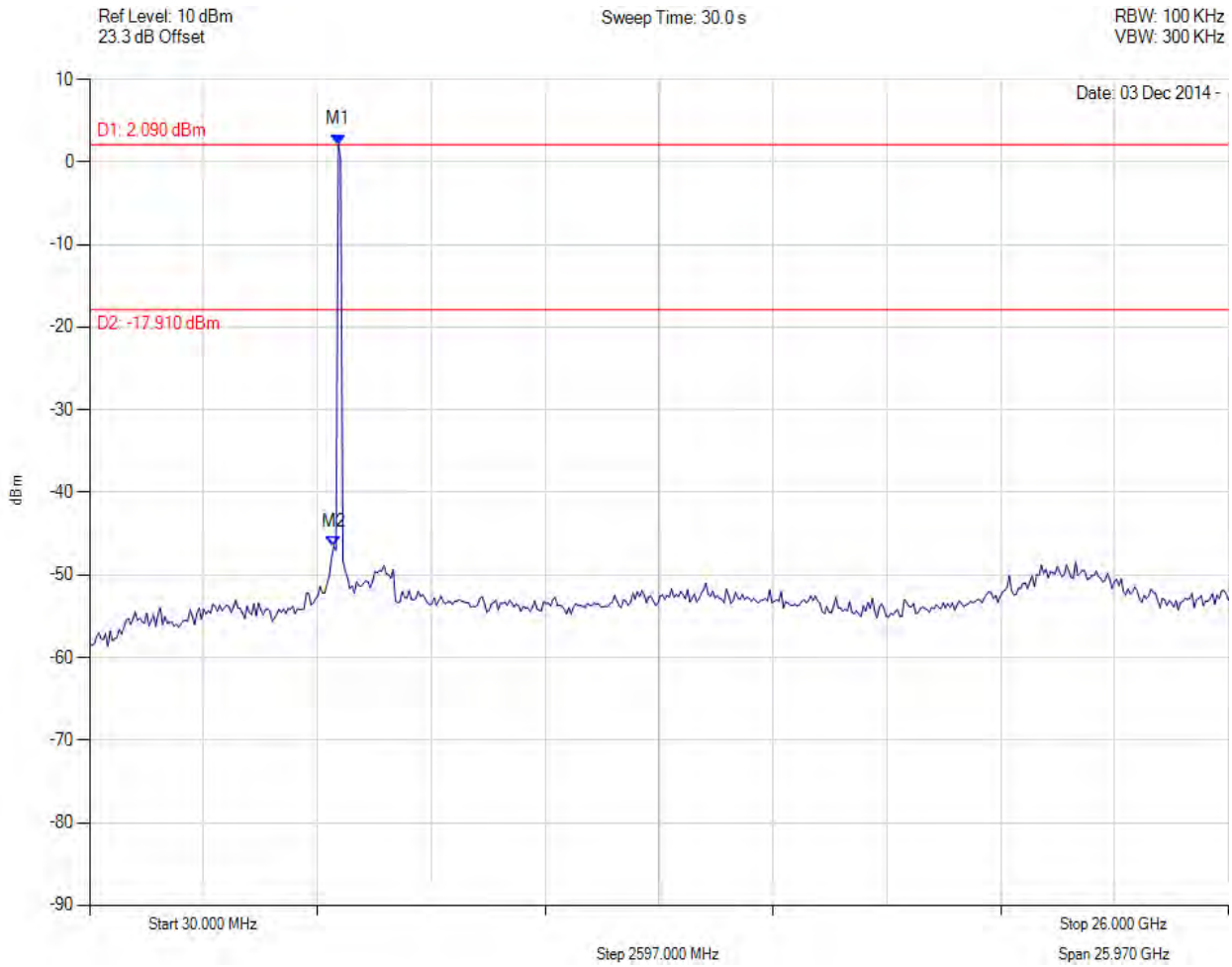

Analyser Setup	Marker:Frequency:Amplitude	Test Results
Detector = MAX PEAK Sweep Count = 0 RF Atten (dB) = 10 Trace Mode = CLR/WRITE	M1 : 5702.806 MHz : 2.093 dBm M2 : 5598.717 MHz : -46.540 dBm	Limit: -17.91 dBm Margin: -28.63 dB

Back to Matrix

CONDUCTED SPURIOUS EMISSIONS

Variant: 20 MHz, Channel: 5800.00 MHz, Chain a, Temp: Ambient, Voltage: 55 Vdc

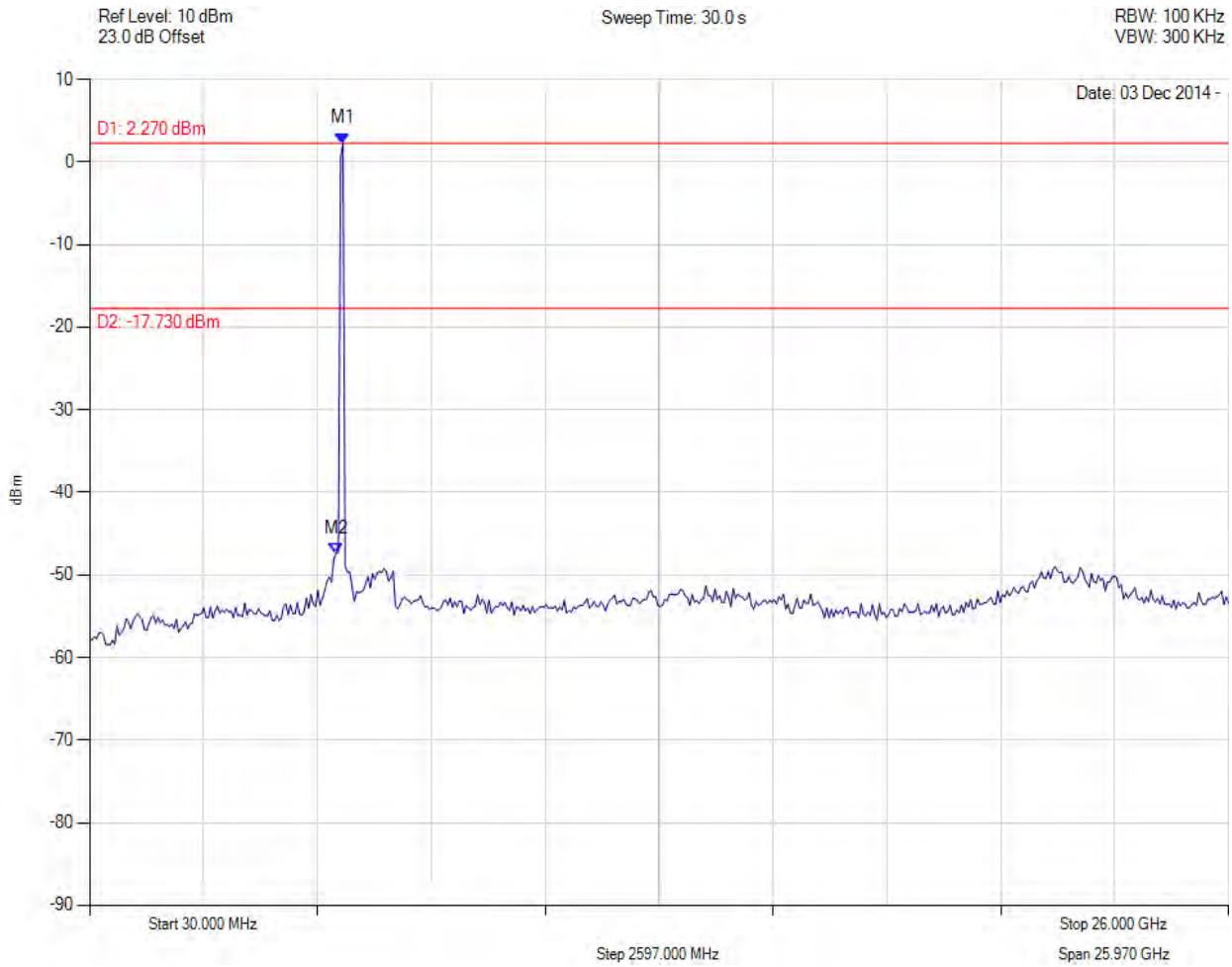

Analyser Setup	Marker:Frequency:Amplitude	Test Results
Detector = MAX PEAK Sweep Count = 0 RF Atten (dB) = 10 Trace Mode = CLR/WRITE	M1 : 5806.894 MHz : 2.268 dBm M2 : 5650.762 MHz : -47.378 dBm	Limit: -17.73 dBm Margin: -29.65 dB

Back to Matrix

CONDUCTED SPURIOUS EMISSIONS

Variant: 20 MHz, Channel: 5800.00 MHz, Chain b, Temp: Ambient, Voltage: 55 Vdc

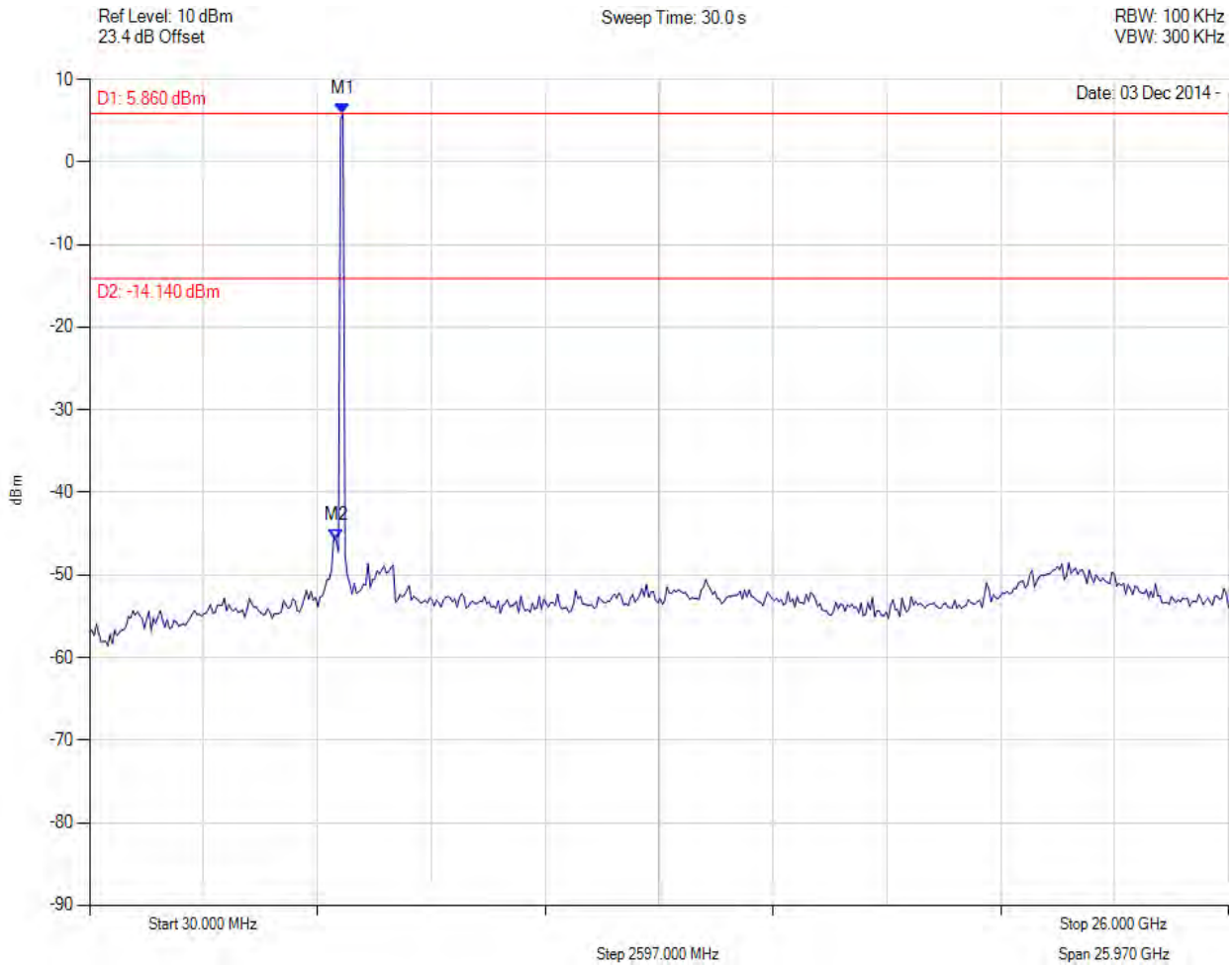

Analyser Setup	Marker:Frequency:Amplitude	Test Results
Detector = MAX PEAK Sweep Count = 0 RF Atten (dB) = 10 Trace Mode = CLR/WRITE	M1 : 5806.894 MHz : 5.863 dBm M2 : 5650.762 MHz : -45.802 dBm	Limit: -14.14 dBm Margin: -31.66 dB

Back to Matrix

CONDUCTED SPURIOUS EMISSIONS

Variant: 20 MHz, Channel: 5840.00 MHz, Chain a, Temp: Ambient, Voltage: 55 Vdc

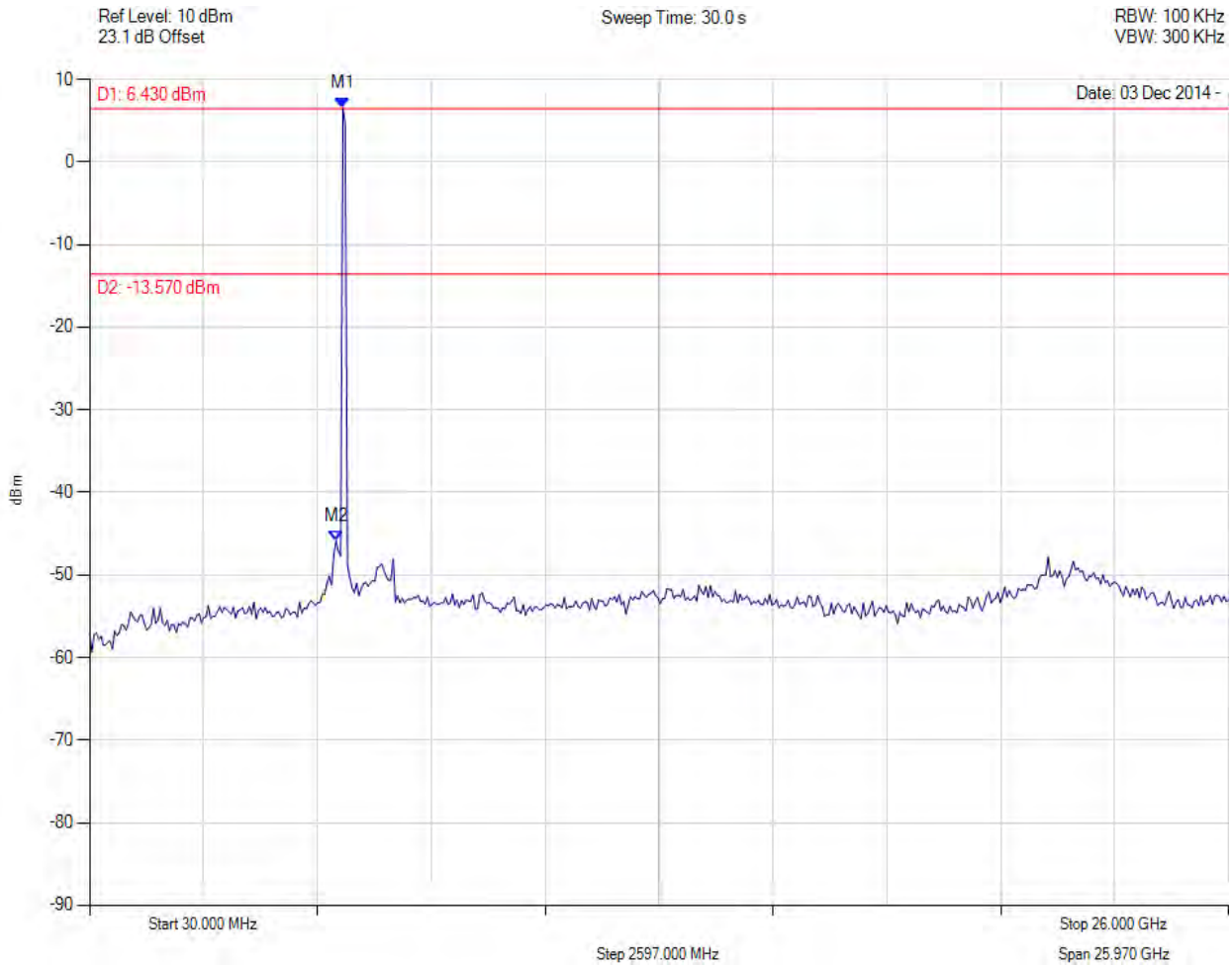

Analyser Setup	Marker:Frequency:Amplitude	Test Results
Detector = MAX PEAK Sweep Count = 0 RF Atten (dB) = 10 Trace Mode = CLR/WRITE	M1 : 5806.894 MHz : 6.431 dBm M2 : 5650.762 MHz : -45.863 dBm	Limit: -13.57 dBm Margin: -32.29 dB

Back to Matrix

CONDUCTED SPURIOUS EMISSIONS

Variant: 20 MHz, Channel: 5840.00 MHz, Chain b, Temp: Ambient, Voltage: 55 Vdc

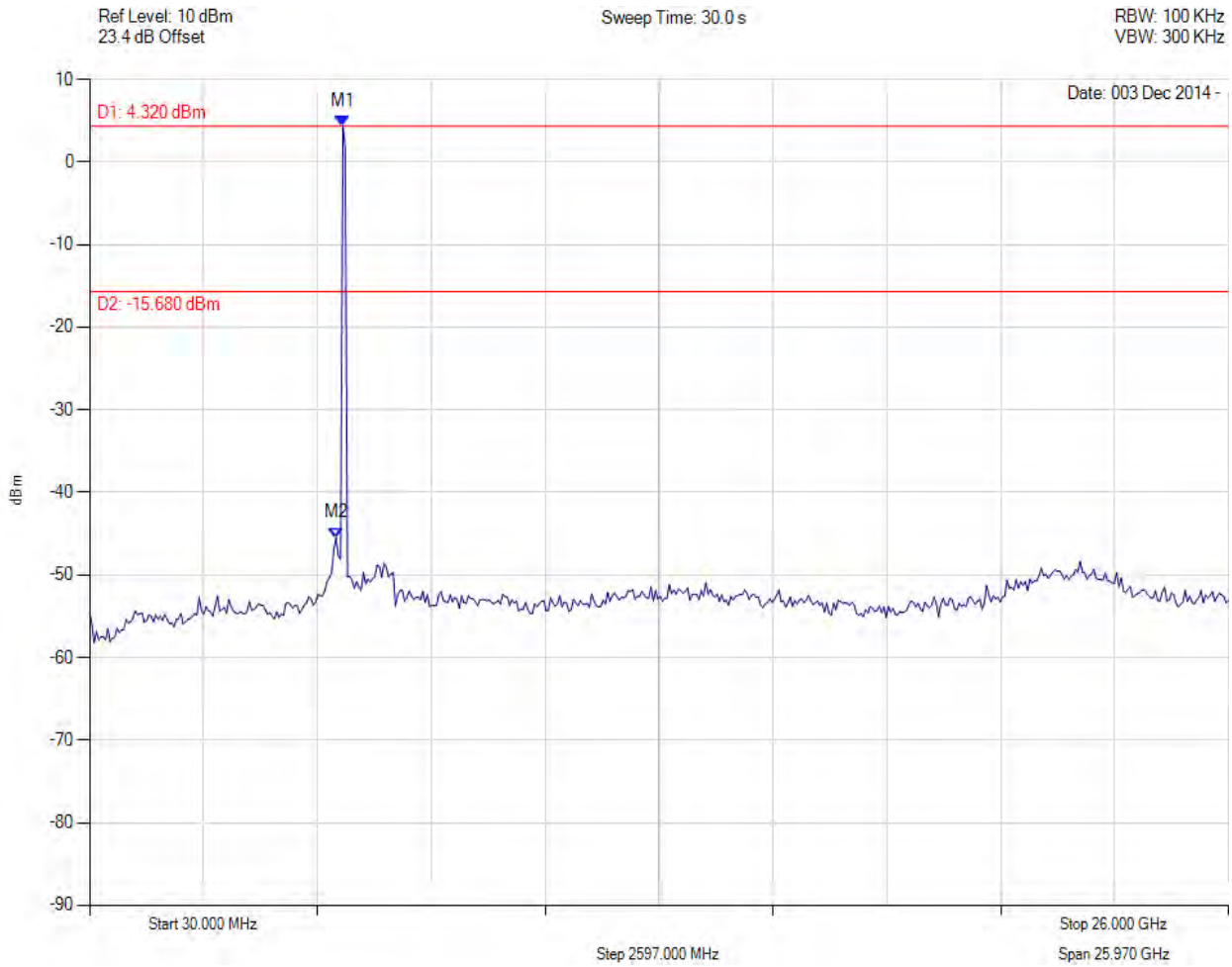

Analyser Setup	Marker:Frequency:Amplitude	Test Results
Detector = MAX PEAK Sweep Count = 0 RF Atten (dB) = 10 Trace Mode = CLR/WRITE	M1 : 5806.894 MHz : 4.324 dBm M2 : 5650.762 MHz : -45.501 dBm	Limit: -15.68 dBm Margin: -29.82 dB

Back to Matrix

CONDUCTED SPURIOUS EMISSIONS

Variant: 40 MHz, Channel: 5745.00 MHz, Chain a, Temp: Ambient, Voltage: 55 Vdc

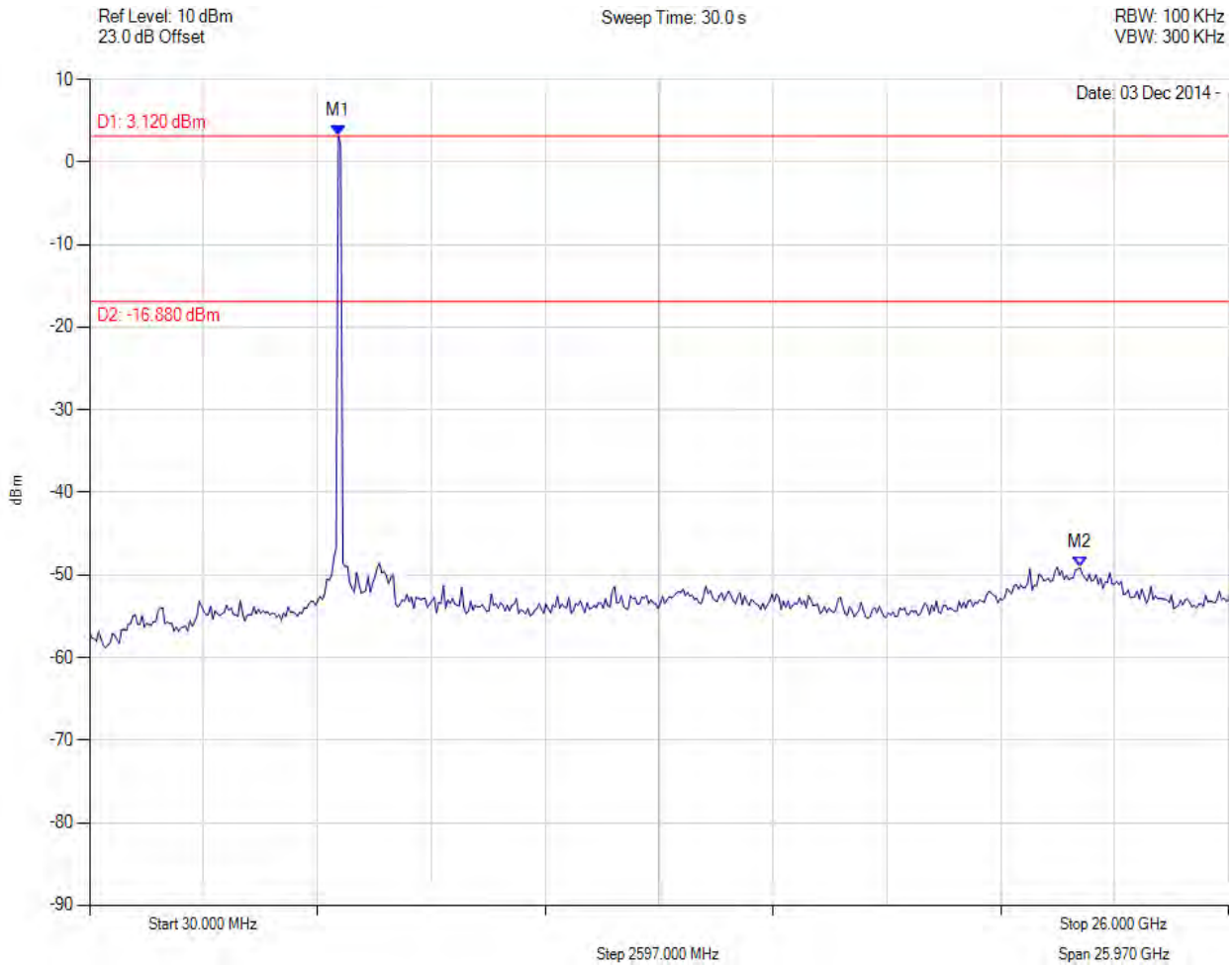

Analyser Setup	Marker:Frequency:Amplitude	Test Results
Detector = MAX PEAK Sweep Count = 0 RF Atten (dB) = 10 Trace Mode = CLR/WRITE	M1 : 5702.806 MHz : 3.116 dBm M2 : 22.617 GHz : -49.129 dBm	Limit: -16.88 dBm Margin: -32.25 dB

Back to Matrix

CONDUCTED SPURIOUS EMISSIONS

Variant: 40 MHz, Channel: 5745.00 MHz, Chain b, Temp: Ambient, Voltage: 55 Vdc

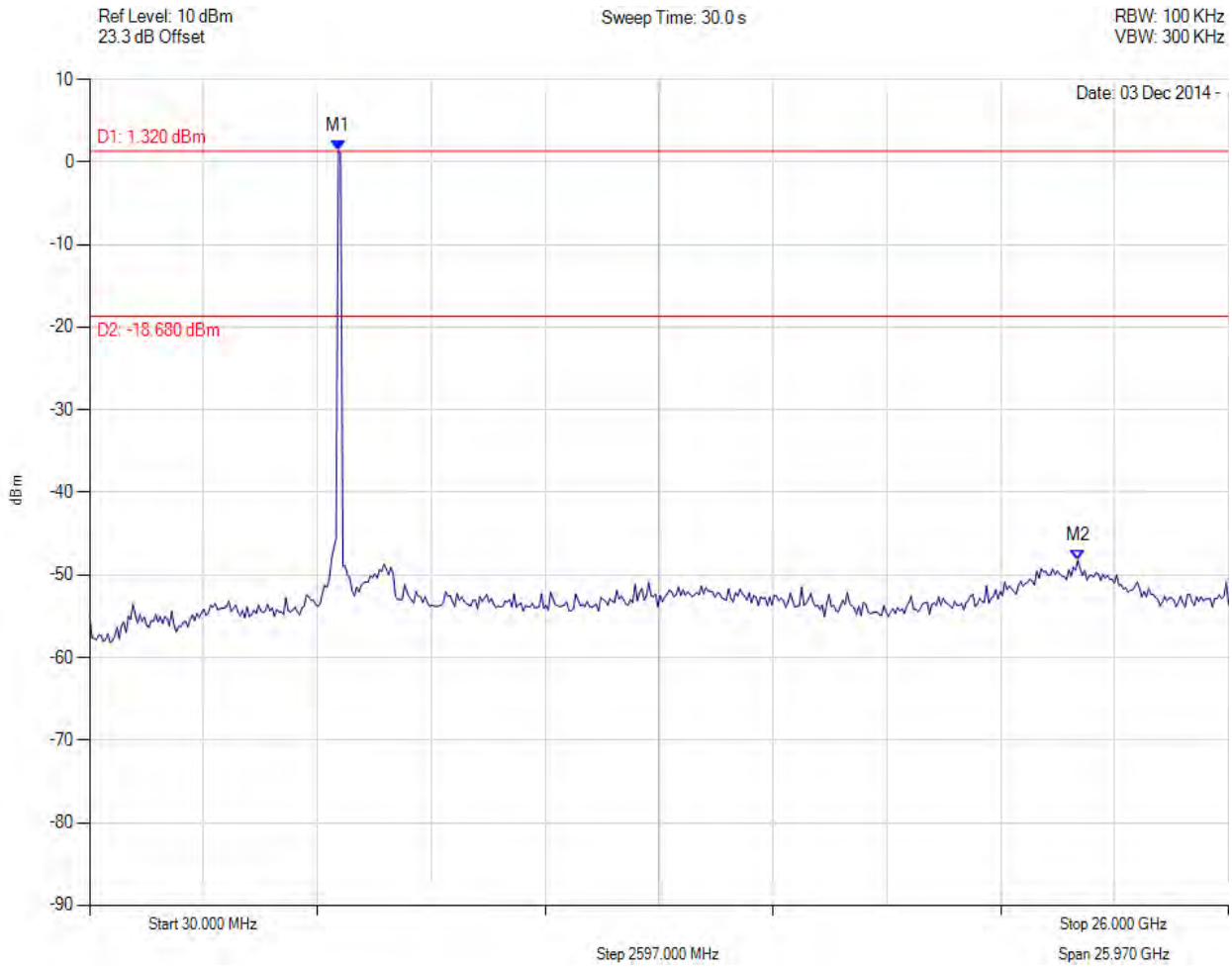

Analyser Setup	Marker:Frequency:Amplitude	Test Results
Detector = MAX PEAK Sweep Count = 0 RF Atten (dB) = 10 Trace Mode = CLR/WRITE	M1 : 5702.806 MHz : 1.316 dBm M2 : 22.565 GHz : -48.259 dBm	Limit: -18.68 dBm Margin: -29.58 dB

Back to Matrix

CONDUCTED SPURIOUS EMISSIONS

Variant: 40 MHz, Channel: 5800.00 MHz, Chain a, Temp: Ambient, Voltage: 55 Vdc

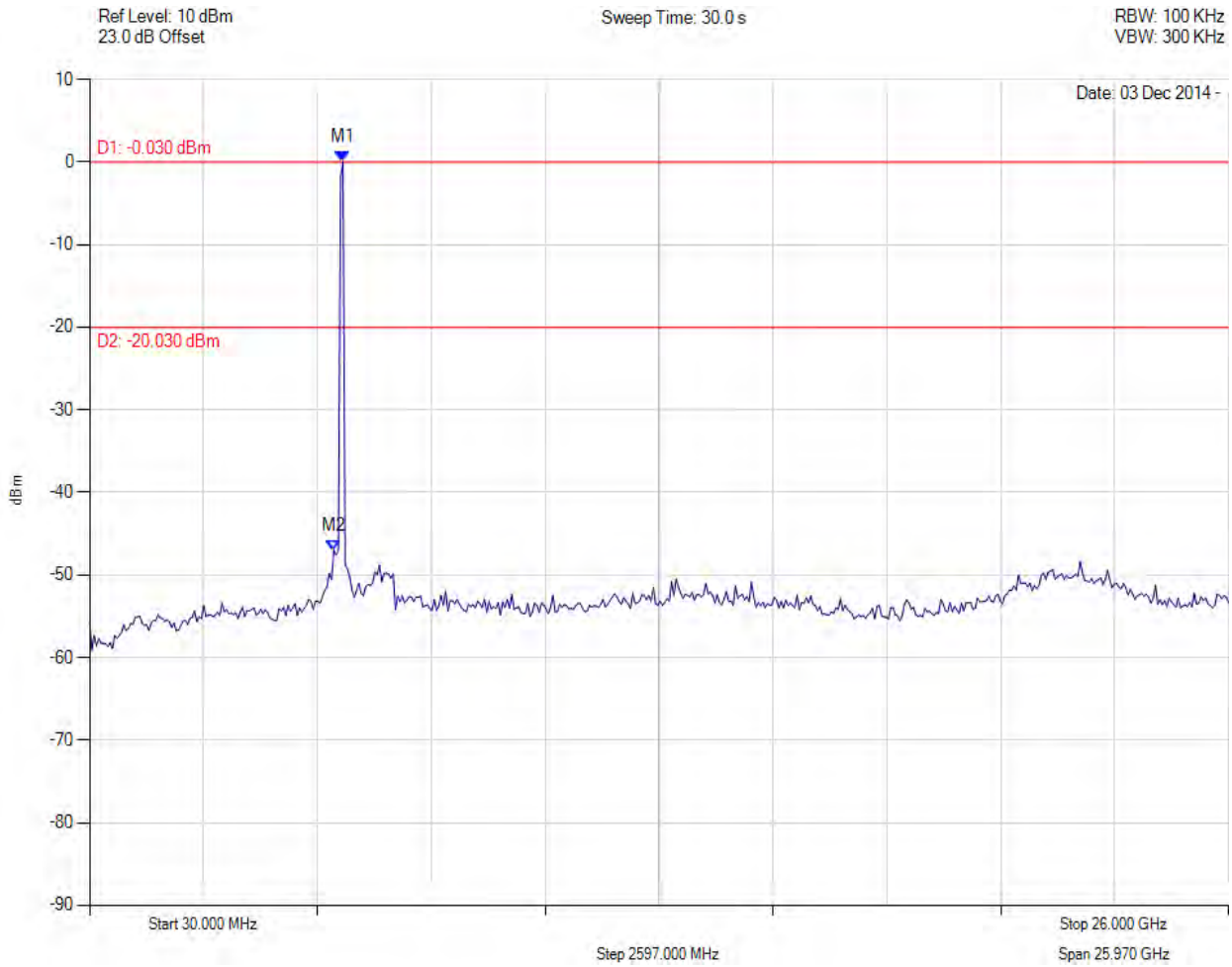

Analyser Setup	Marker:Frequency:Amplitude	Test Results
Detector = MAX PEAK Sweep Count = 0 RF Atten (dB) = 10 Trace Mode = CLR/WRITE	M1 : 5806.894 MHz : -0.035 dBm M2 : 5598.717 MHz : -47.059 dBm	Limit: -20.03 dBm Margin: -27.03 dB

Back to Matrix

CONDUCTED SPURIOUS EMISSIONS

Variant: 40 MHz, Channel: 5800.00 MHz, Chain b, Temp: Ambient, Voltage: 55 Vdc

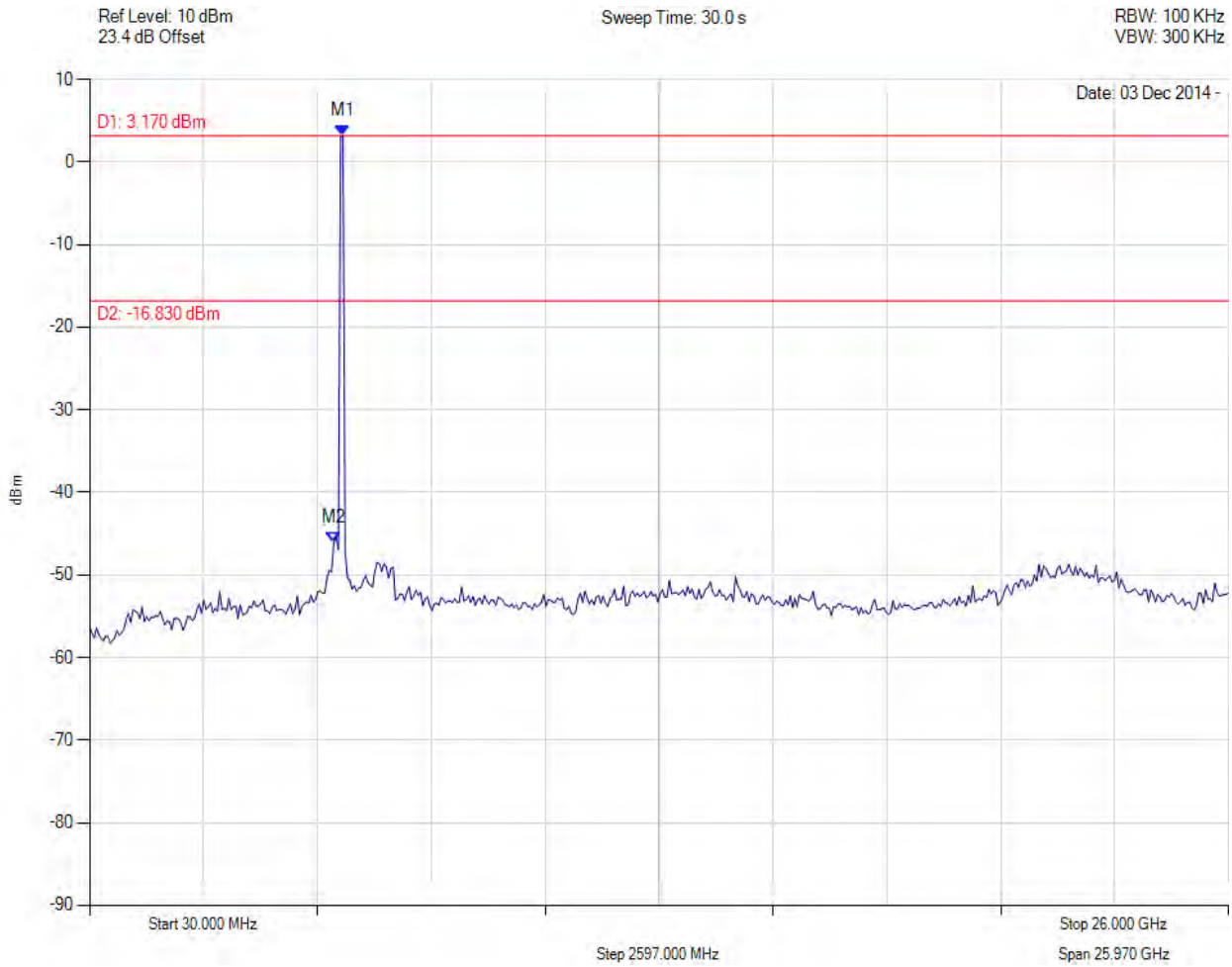

Analyser Setup	Marker:Frequency:Amplitude	Test Results
Detector = MAX PEAK Sweep Count = 0 RF Atten (dB) = 10 Trace Mode = CLR/WRITE	M1 : 5806.894 MHz : 3.173 dBm M2 : 5598.717 MHz : -46.011 dBm	Limit: -16.83 dBm Margin: -29.18 dB

Back to Matrix

CONDUCTED SPURIOUS EMISSIONS

Variant: 40 MHz, Channel: 5830.00 MHz, Chain a, Temp: Ambient, Voltage: 55 Vdc

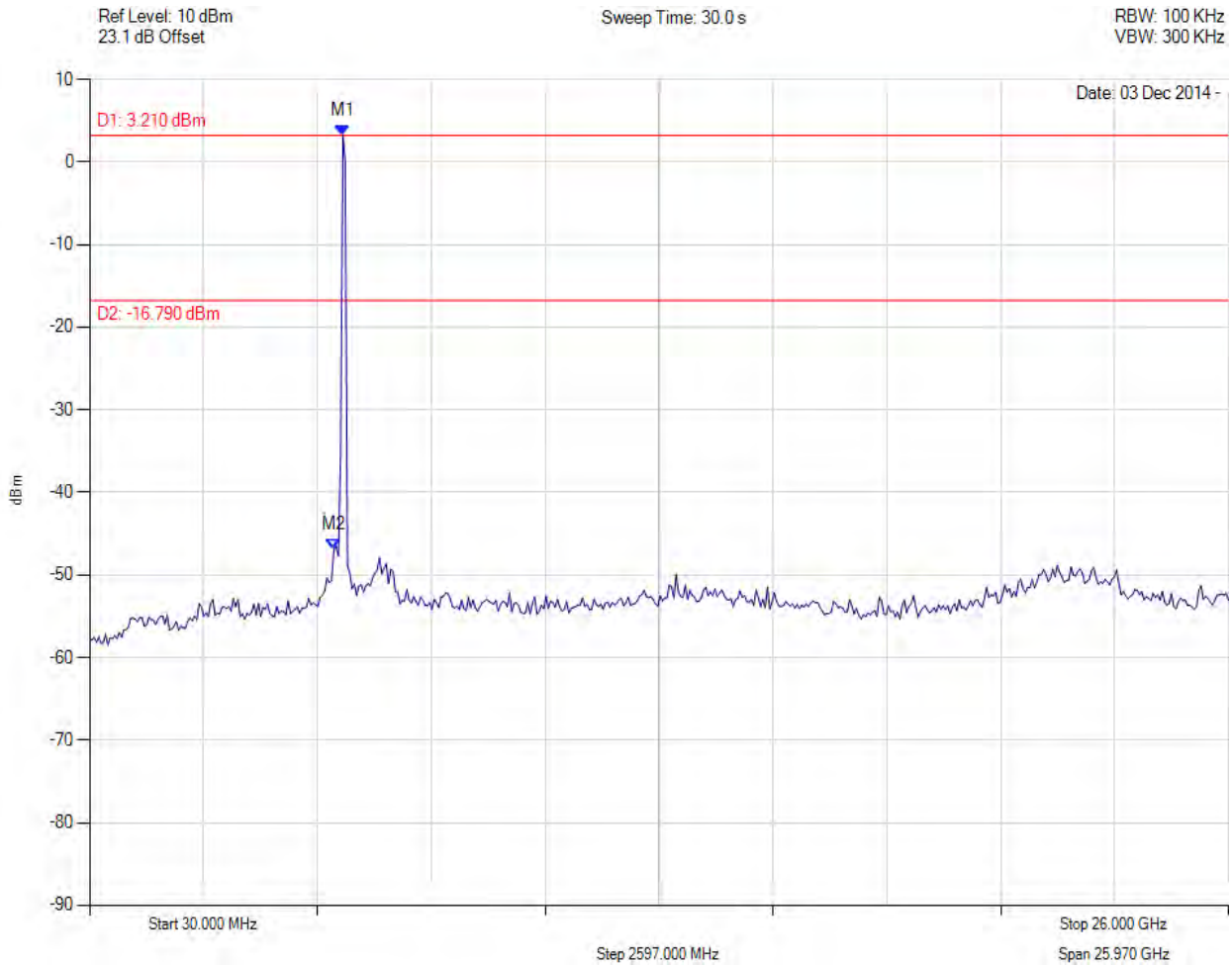

Analyser Setup	Marker:Frequency:Amplitude	Test Results
Detector = MAX PEAK Sweep Count = 0 RF Atten (dB) = 10 Trace Mode = CLR/WRITE	M1 : 5806.894 MHz : 3.205 dBm M2 : 5598.717 MHz : -46.975 dBm	Limit: -16.79 dBm Margin: -30.19 dB

Back to Matrix

CONDUCTED SPURIOUS EMISSIONS

Variant: 40 MHz, Channel: 5830.00 MHz, Chain b, Temp: Ambient, Voltage: 55 Vdc

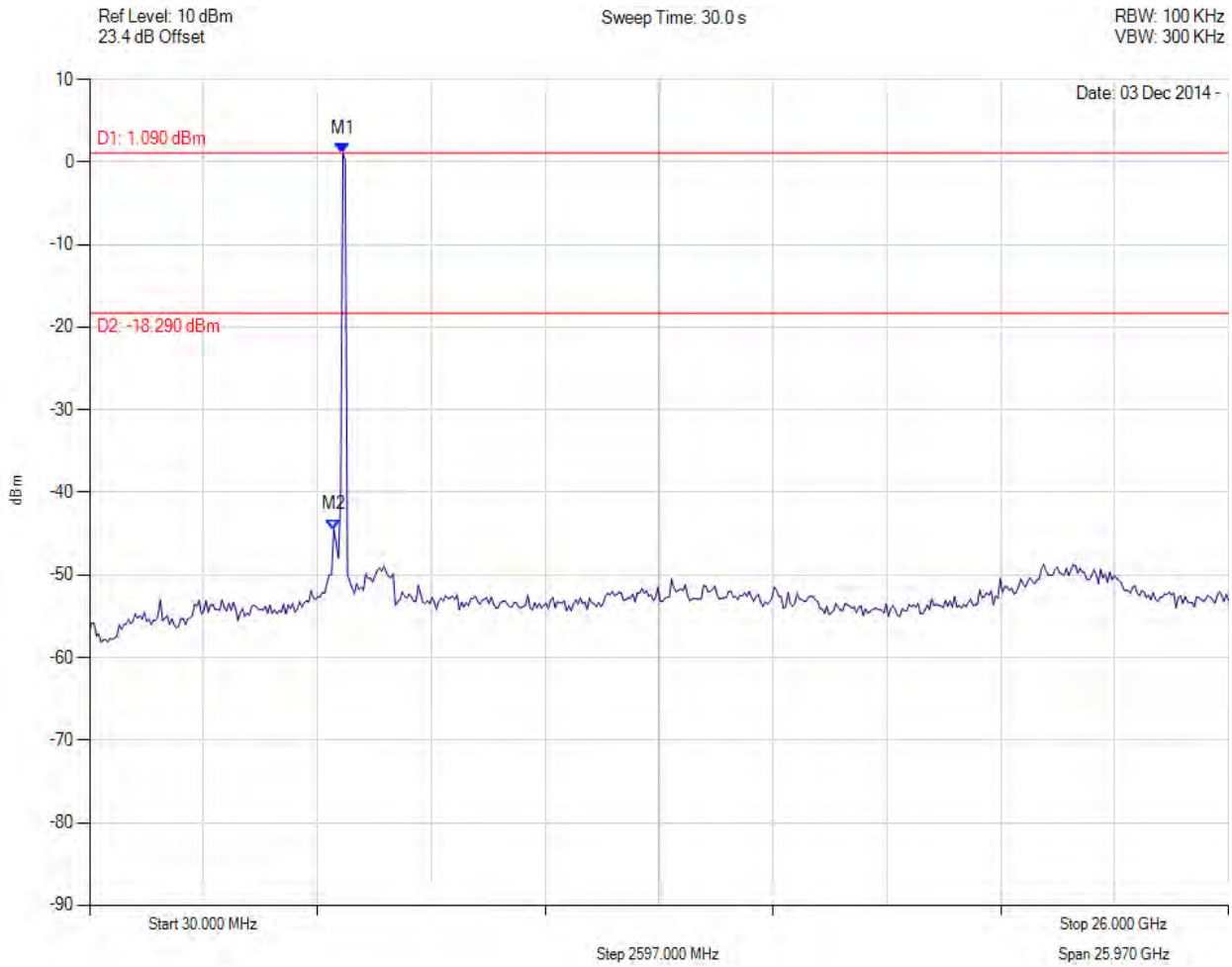

Analyser Setup	Marker:Frequency:Amplitude	Test Results
Detector = MAX PEAK Sweep Count = 0 RF Atten (dB) = 10 Trace Mode = CLR/WRITE	M1 : 5806.894 MHz : 1.086 dBm M2 : 5598.717 MHz : -44.502 dBm	Limit: -18.29 dBm Margin: -26.21 dB

Back to Matrix

CONDUCTED SPURIOUS EMISSIONS

Variant: 80 MHz, Channel: 5765.00 MHz, Chain a, Temp: Ambient, Voltage: 55 Vdc

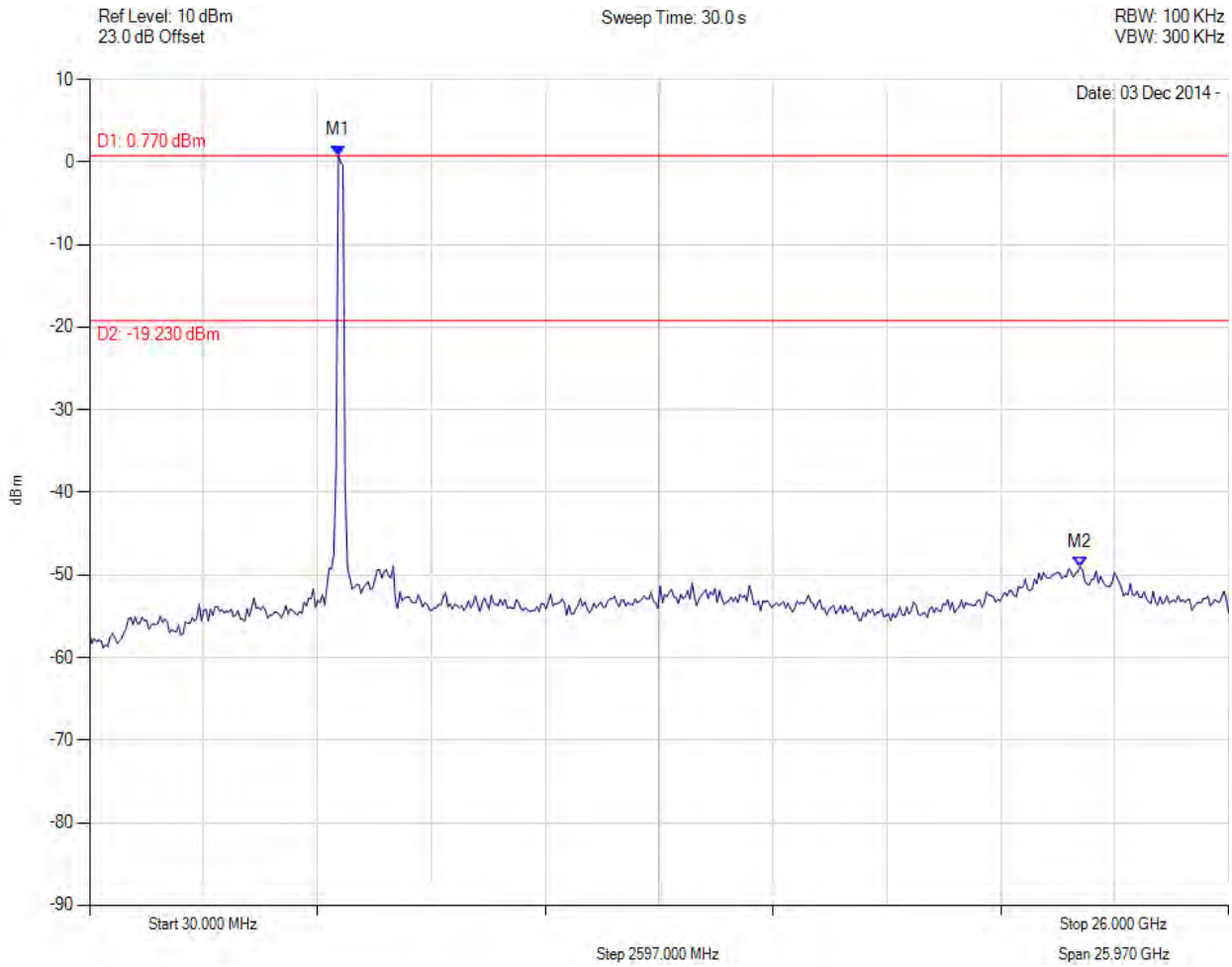

Analyser Setup	Marker:Frequency:Amplitude	Test Results
Detector = MAX PEAK Sweep Count = 0 RF Atten (dB) = 10 Trace Mode = CLR/WRITE	M1 : 5702.806 MHz : 0.773 dBm M2 : 22.617 GHz : -49.046 dBm	Limit: -19.23 dBm Margin: -29.82 dB

Back to Matrix

CONDUCTED SPURIOUS EMISSIONS

Variant: 80 MHz, Channel: 5765.00 MHz, Chain b, Temp: Ambient, Voltage: 55 Vdc

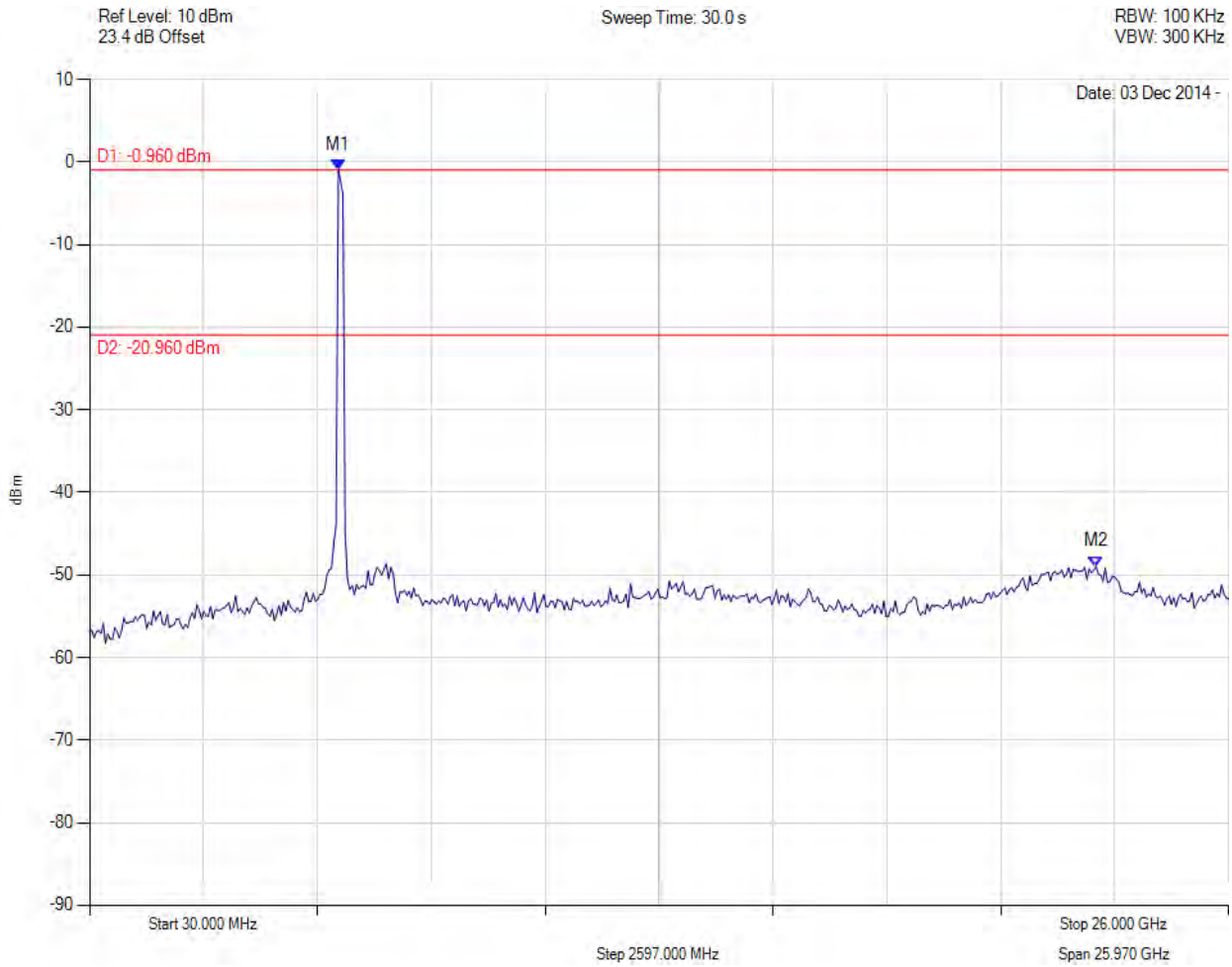

Analyser Setup	Marker:Frequency:Amplitude	Test Results
Detector = MAX PEAK Sweep Count = 0 RF Atten (dB) = 10 Trace Mode = CLR/WRITE	M1 : 5702.806 MHz : -0.958 dBm M2 : 22.981 GHz : -48.983 dBm	Limit: -20.96 dBm Margin: -28.02 dB

Back to Matrix

CONDUCTED SPURIOUS EMISSIONS

Variant: 80 MHz, Channel: 5810.00 MHz, Chain a, Temp: Ambient, Voltage: 55 Vdc

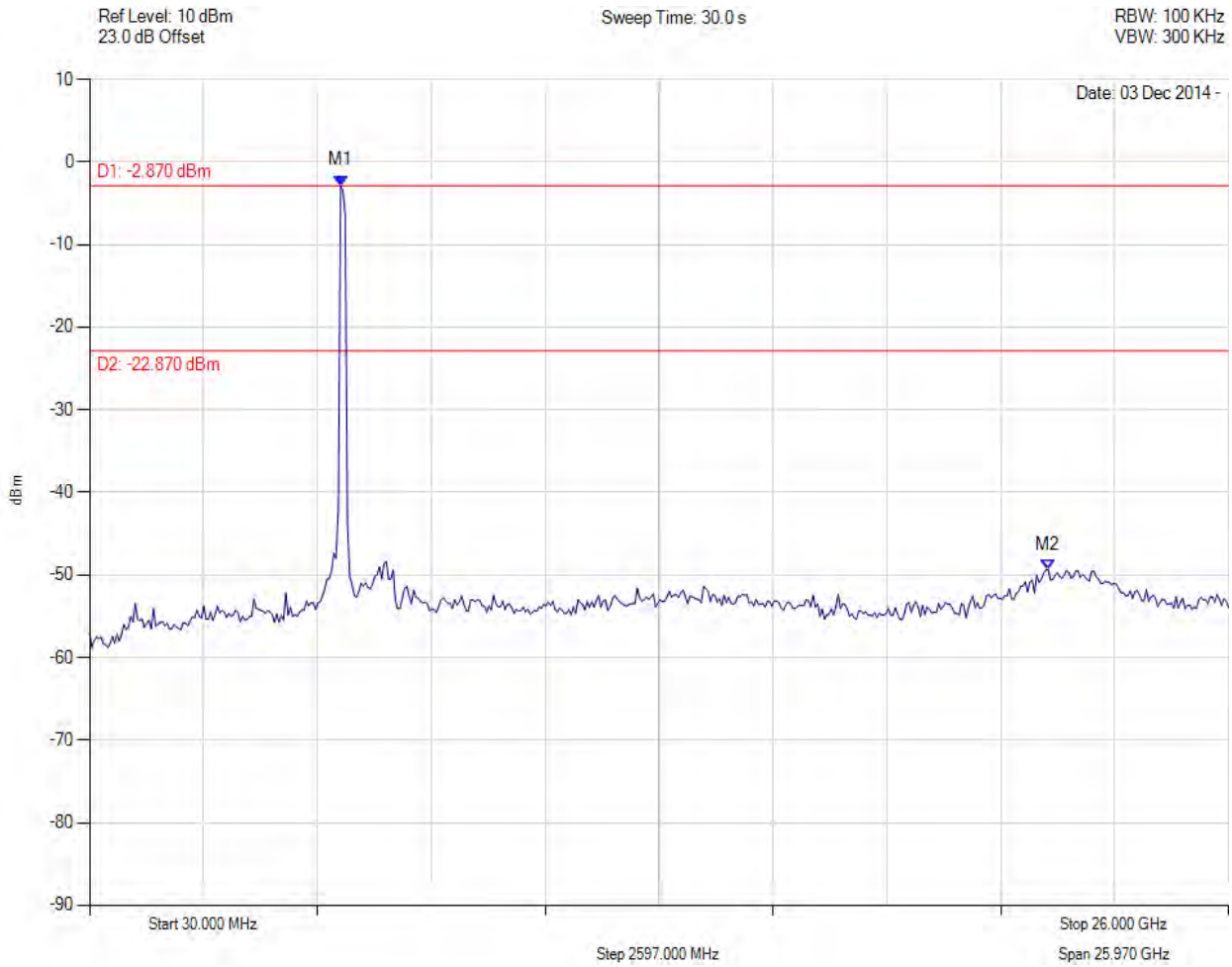

Analyser Setup	Marker:Frequency:Amplitude	Test Results
Detector = MAX PEAK Sweep Count = 0 RF Atten (dB) = 10 Trace Mode = CLR/WRITE	M1 : 5754.850 MHz : -2.868 dBm M2 : 21.889 GHz : -49.349 dBm	Limit: -22.87 dBm Margin: -26.48 dB

Back to Matrix

CONDUCTED SPURIOUS EMISSIONS

Variant: 80 MHz, Channel: 5810.00 MHz, Chain b, Temp: Ambient, Voltage: 55 Vdc

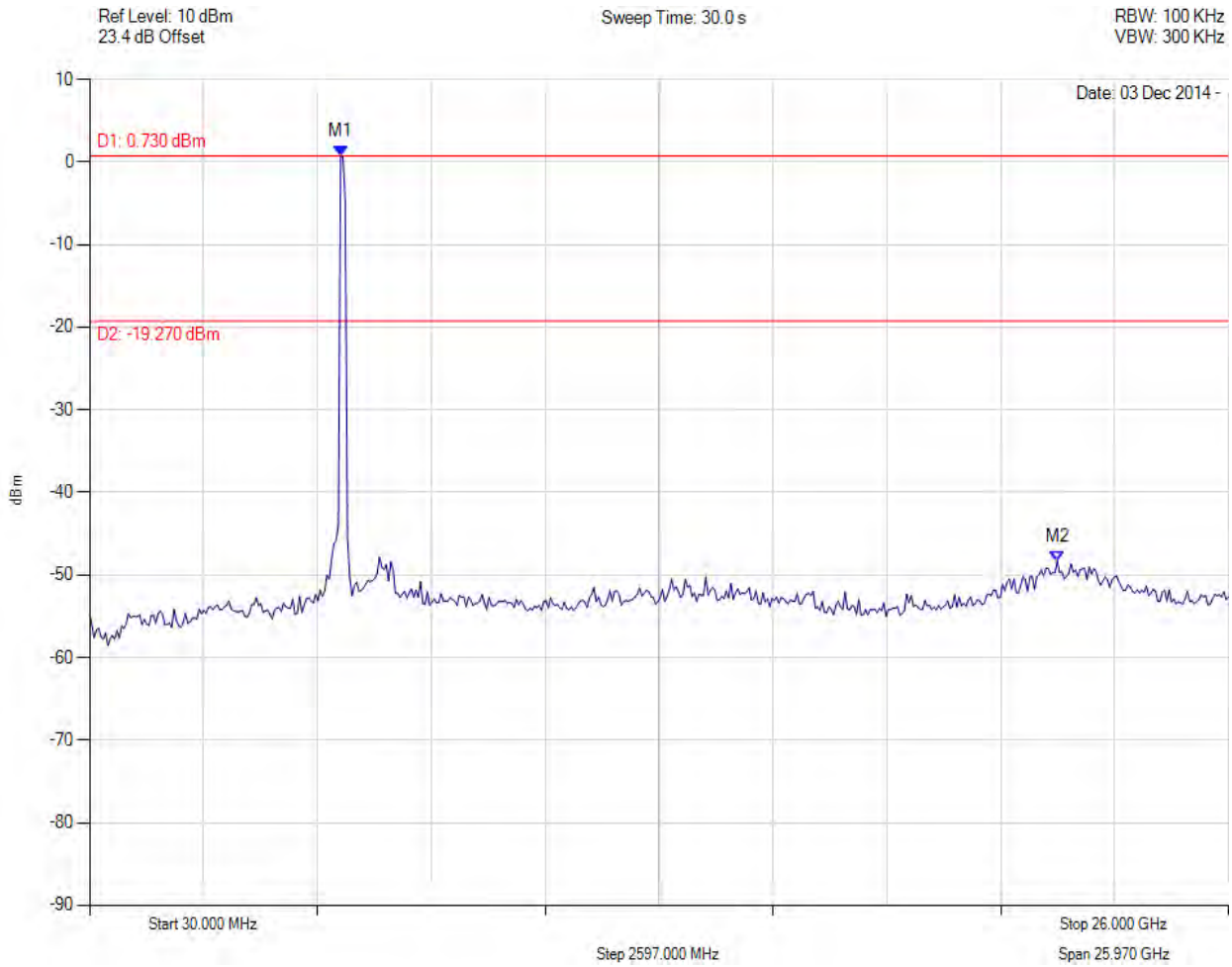

Analyser Setup	Marker:Frequency:Amplitude	Test Results
Detector = MAX PEAK Sweep Count = 0 RF Atten (dB) = 10 Trace Mode = CLR/WRITE	M1 : 5754.850 MHz : 0.728 dBm M2 : 22.097 GHz : -48.338 dBm	Limit: -19.27 dBm Margin: -29.07 dB

Back to Matrix

575 Boulder Court
Pleasanton, California 94566, USA
Tel: 1.925.462.0304
Fax: 1.925.462.0306
www.micomlabs.com