APPENDIX

A. SUPPORTING INFORMATION

A.1. CONDUCTED TEST PLOTS

A.1.1. 26 dB & 99% Bandwidth

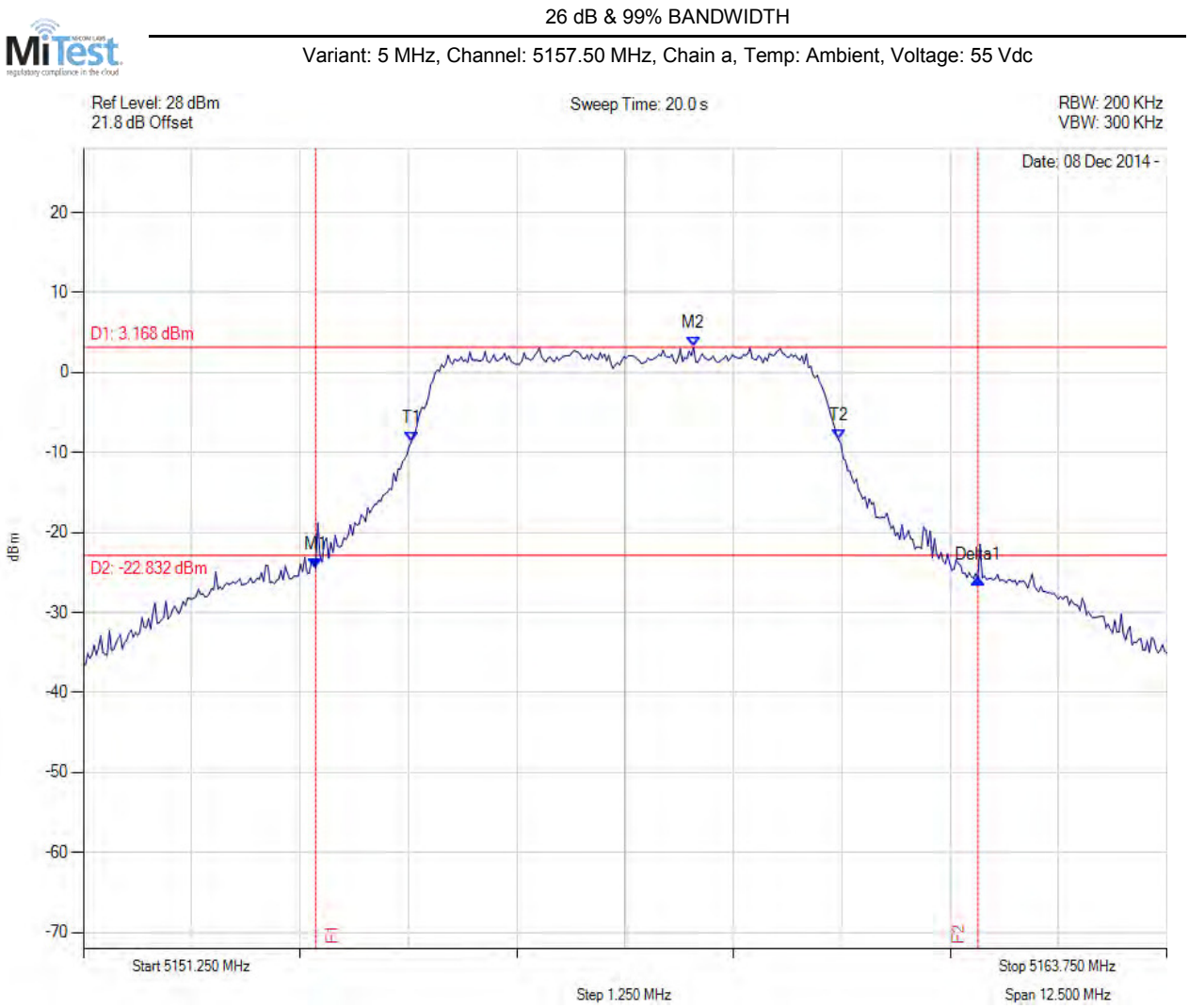

Analyser Setup	Marker:Frequency:Amplitude	Test Results
Detector = MAX PEAK Sweep Count = 0 RF Atten (dB) = 20 Trace Mode = VIEW	M1 : 5153.930 MHz : -24.509 dBm M2 : 5158.289 MHz : 3.168 dBm Delta1 : 7.640 MHz : -1.249 dB T1 : 5155.033 MHz : -8.711 dBm T2 : 5159.967 MHz : -8.414 dBm OBW : 4.935 MHz	Measured 26 dB Bandwidth: 7.640 MHz Measured 99% Bandwidth: 4.935 MHz

Back to Matrix

26 dB & 99% BANDWIDTH

Variant: 5 MHz, Channel: 5157.50 MHz, Chain b, Temp: Ambient, Voltage: 55 Vdc

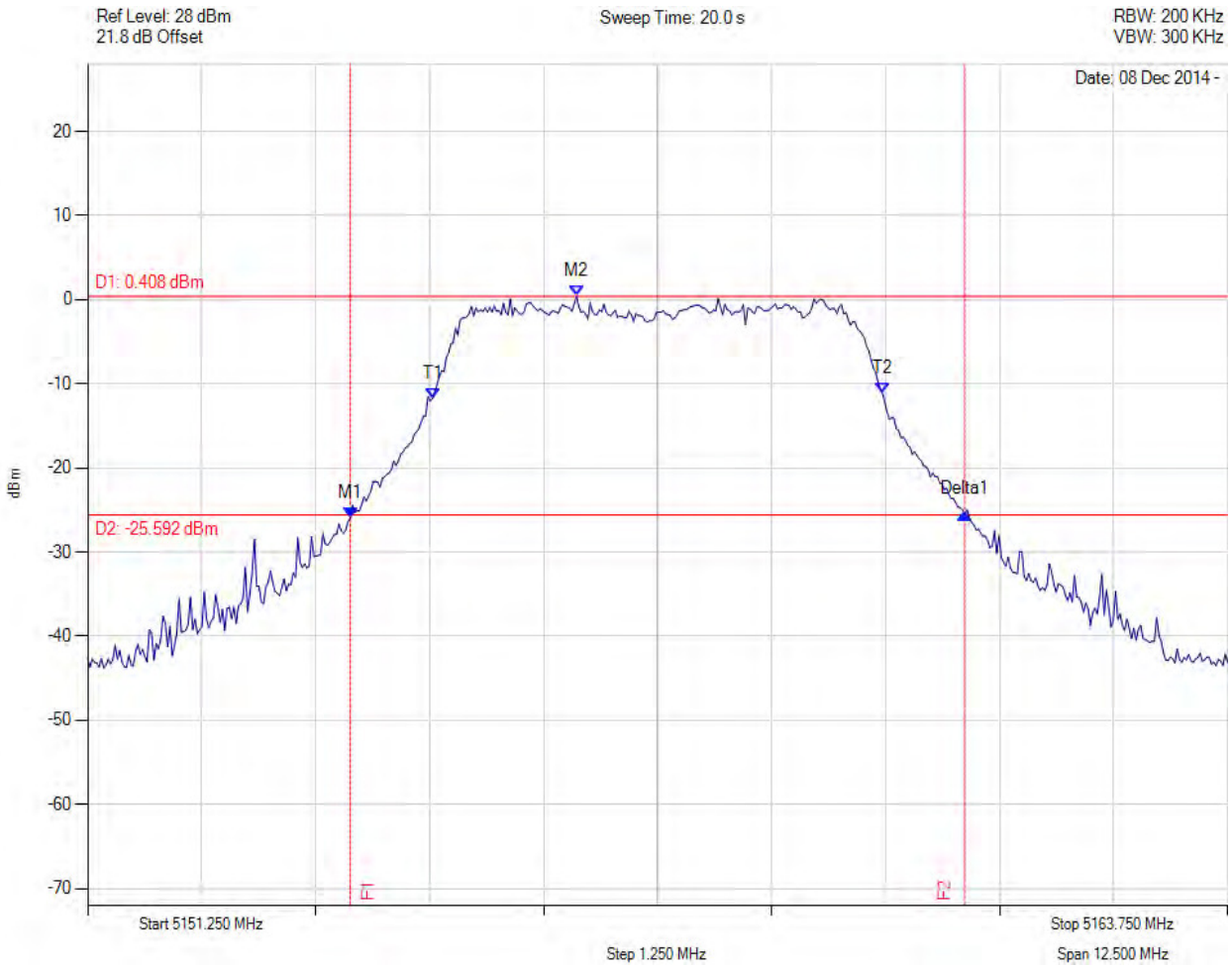

Analyser Setup	Marker:Frequency:Amplitude	Test Results
Detector = MAX PEAK Sweep Count = 0 RF Atten (dB) = 20 Trace Mode = VIEW	M1 : 5154.131 MHz : -25.937 dBm M2 : 5156.611 MHz : 0.408 dBm Delta1 : 6.738 MHz : 0.419 dB T1 : 5155.033 MHz : -11.699 dBm T2 : 5159.967 MHz : -11.158 dBm OBW : 4.935 MHz	Measured 26 dB Bandwidth: 6.738 MHz Measured 99% Bandwidth: 4.935 MHz

Back to Matrix

26 dB & 99% BANDWIDTH

Variant: 5 MHz, Channel: 5200.00 MHz, Chain a, Temp: Ambient, Voltage: 55 Vdc

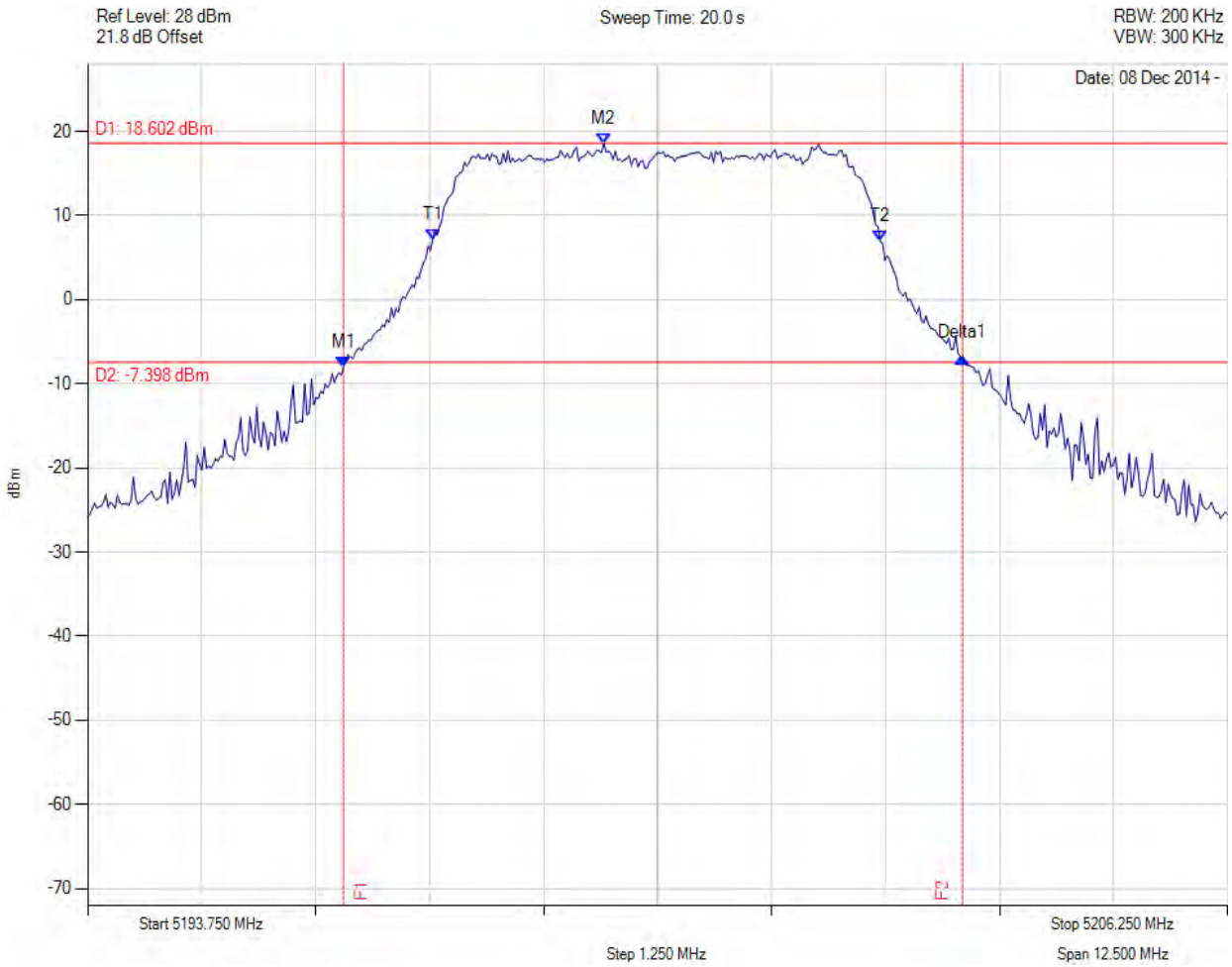

Analyser Setup	Marker:Frequency:Amplitude	Test Results
Detector = MAX PEAK Sweep Count = 0 RF Atten (dB) = 20 Trace Mode = VIEW	M1 : 5196.556 MHz : -7.969 dBm M2 : 5199.411 MHz : 18.602 dBm Delta1 : 6.789 MHz : 1.096 dB T1 : 5197.533 MHz : 7.176 dBm T2 : 5202.442 MHz : 6.898 dBm OBW : 4.910 MHz	Measured 26 dB Bandwidth: 6.789 MHz Measured 99% Bandwidth: 4.910 MHz

Back to Matrix

26 dB & 99% BANDWIDTH

Variant: 5 MHz, Channel: 5200.00 MHz, Chain b, Temp: Ambient, Voltage: 55 Vdc

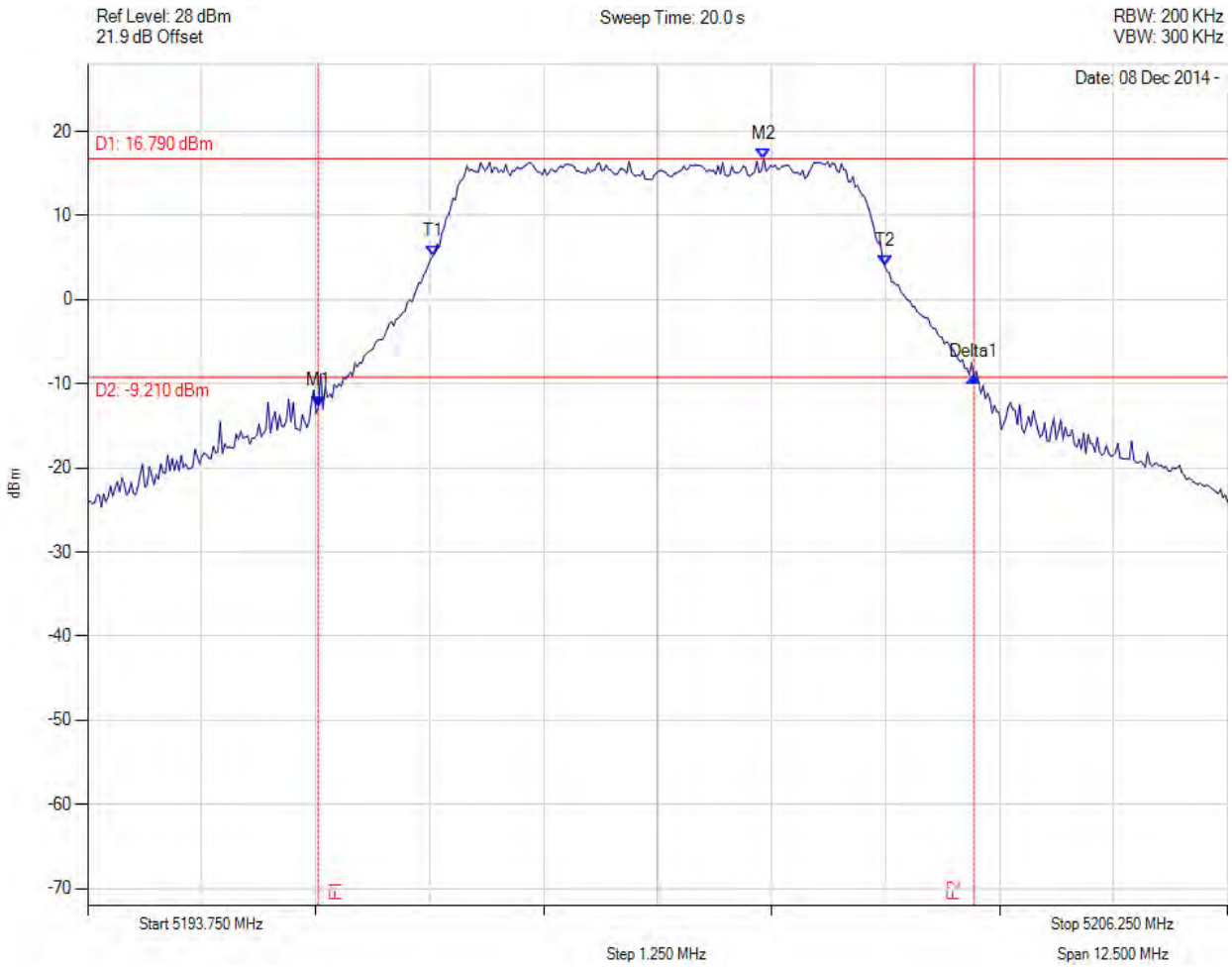

Analyser Setup	Marker:Frequency:Amplitude	Test Results
Detector = MAX PEAK Sweep Count = 0 RF Atten (dB) = 20 Trace Mode = VIEW	M1 : 5196.280 MHz : -12.655 dBm M2 : 5201.165 MHz : 16.790 dBm Delta1 : 7.189 MHz : 3.506 dB T1 : 5197.533 MHz : 5.141 dBm T2 : 5202.492 MHz : 4.002 dBm OBW : 4.960 MHz	Measured 26 dB Bandwidth: 7.189 MHz Measured 99% Bandwidth: 4.960 MHz

Back to Matrix

26 dB & 99% BANDWIDTH

Variant: 5 MHz, Channel: 5245.00 MHz, Chain a, Temp: Ambient, Voltage: 55 Vdc

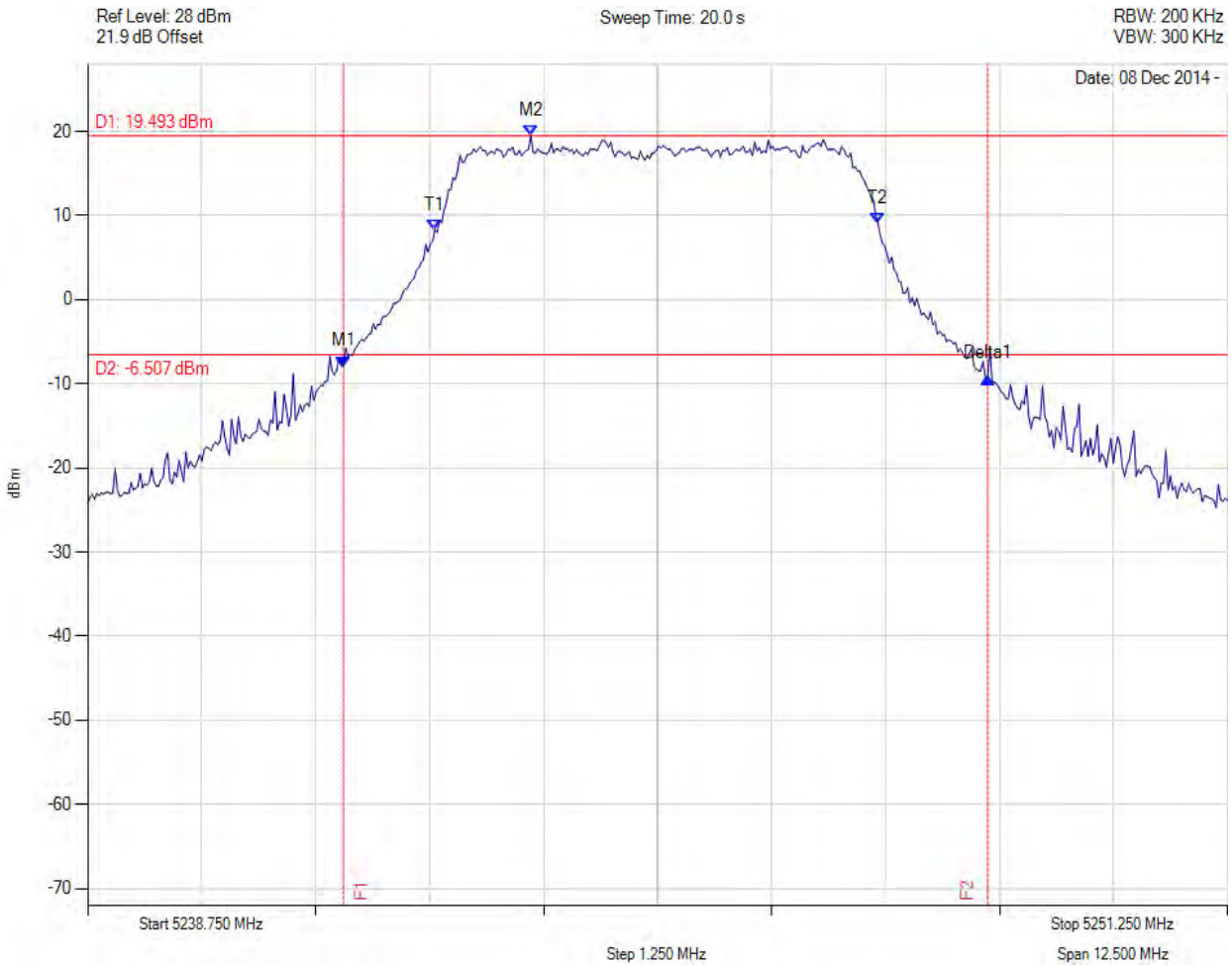

Analyser Setup	Marker:Frequency:Amplitude	Test Results
Detector = MAX PEAK Sweep Count = 0 RF Atten (dB) = 20 Trace Mode = VIEW	M1 : 5241.556 MHz : -7.944 dBm M2 : 5243.610 MHz : 19.493 dBm Delta1 : 7.064 MHz : -1.318 dB T1 : 5242.558 MHz : 8.311 dBm T2 : 5247.417 MHz : 9.086 dBm OBW : 4.860 MHz	Measured 26 dB Bandwidth: 7.064 MHz Measured 99% Bandwidth: 4.860 MHz

Back to Matrix

26 dB & 99% BANDWIDTH

Variant: 5 MHz, Channel: 5245.00 MHz, Chain b, Temp: Ambient, Voltage: 55 Vdc

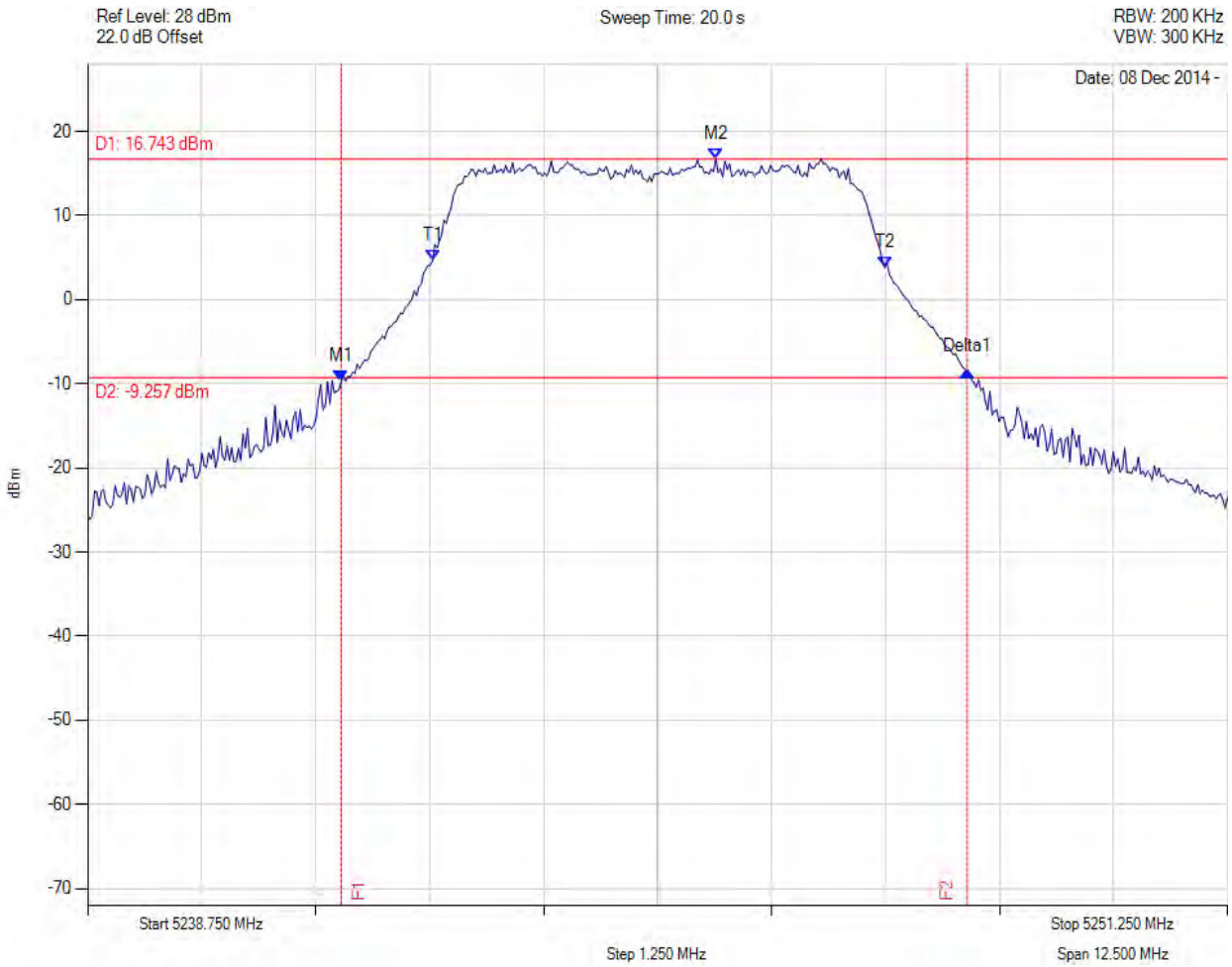

Analyser Setup	Marker:Frequency:Amplitude	Test Results
Detector = MAX PEAK Sweep Count = 0 RF Atten (dB) = 20 Trace Mode = VIEW	M1 : 5241.531 MHz : -9.691 dBm M2 : 5245.639 MHz : 16.743 dBm Delta1 : 6.864 MHz : 1.117 dB T1 : 5242.533 MHz : 4.653 dBm T2 : 5247.492 MHz : 3.853 dBm OBW : 4.960 MHz	Measured 26 dB Bandwidth: 6.864 MHz Measured 99% Bandwidth: 4.960 MHz

Back to Matrix

26 dB & 99% BANDWIDTH

Variant: 10 MHz, Channel: 5162.00 MHz, Chain a, Temp: Ambient, Voltage: 55 Vdc

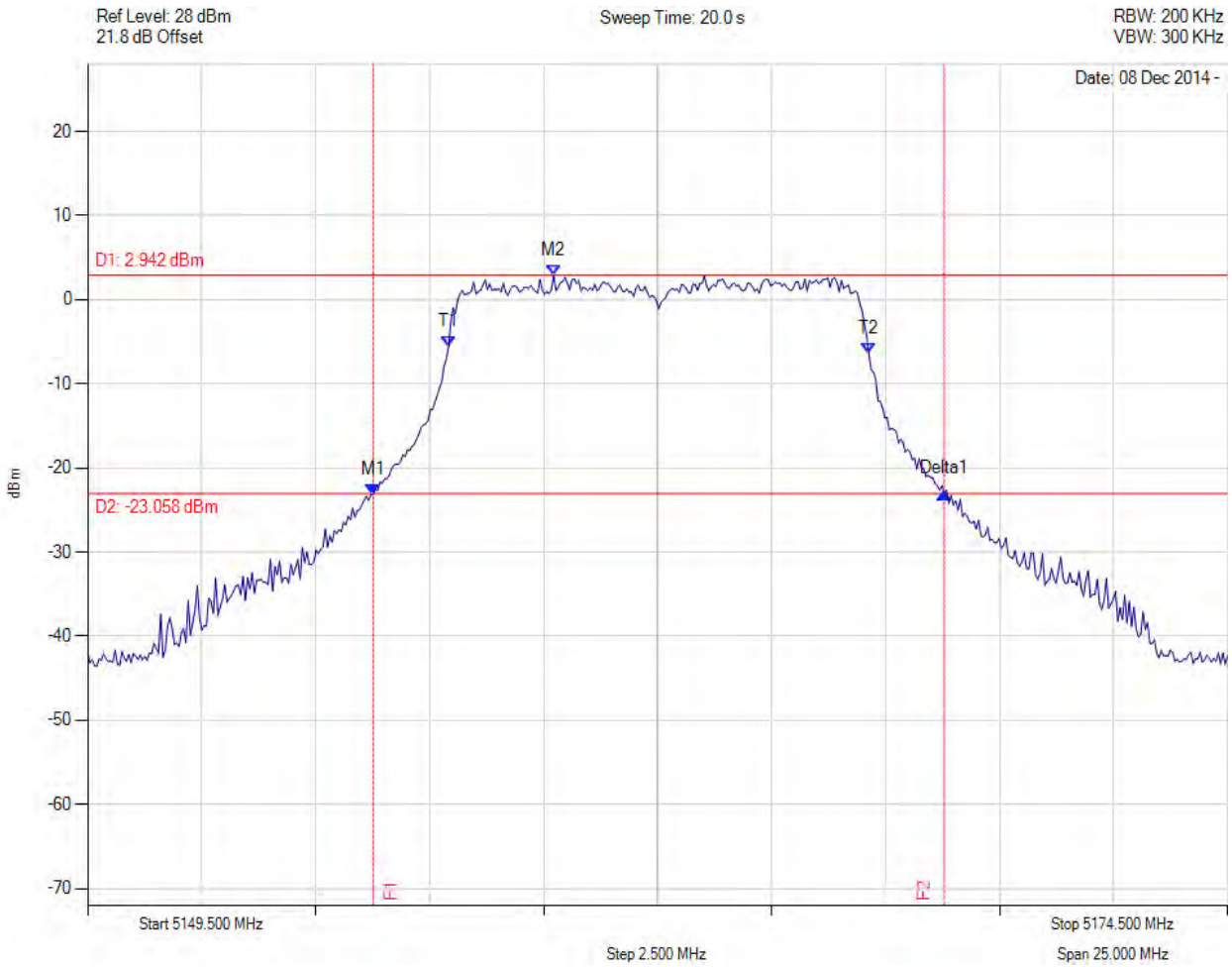

Analyser Setup	Marker:Frequency:Amplitude	Test Results
Detector = MAX PEAK Sweep Count = 0 RF Atten (dB) = 20 Trace Mode = VIEW	M1 : 5155.763 MHz : -23.096 dBm M2 : 5159.720 MHz : 2.942 dBm Delta1 : 12.525 MHz : 0.031 dB T1 : 5157.416 MHz : -5.534 dBm T2 : 5166.634 MHz : -6.452 dBm OBW : 9.218 MHz	Measured 26 dB Bandwidth: 12.525 MHz Measured 99% Bandwidth: 9.218 MHz

Back to Matrix

26 dB & 99% BANDWIDTH

Variant: 10 MHz, Channel: 5162.00 MHz, Chain b, Temp: Ambient, Voltage: 55 Vdc

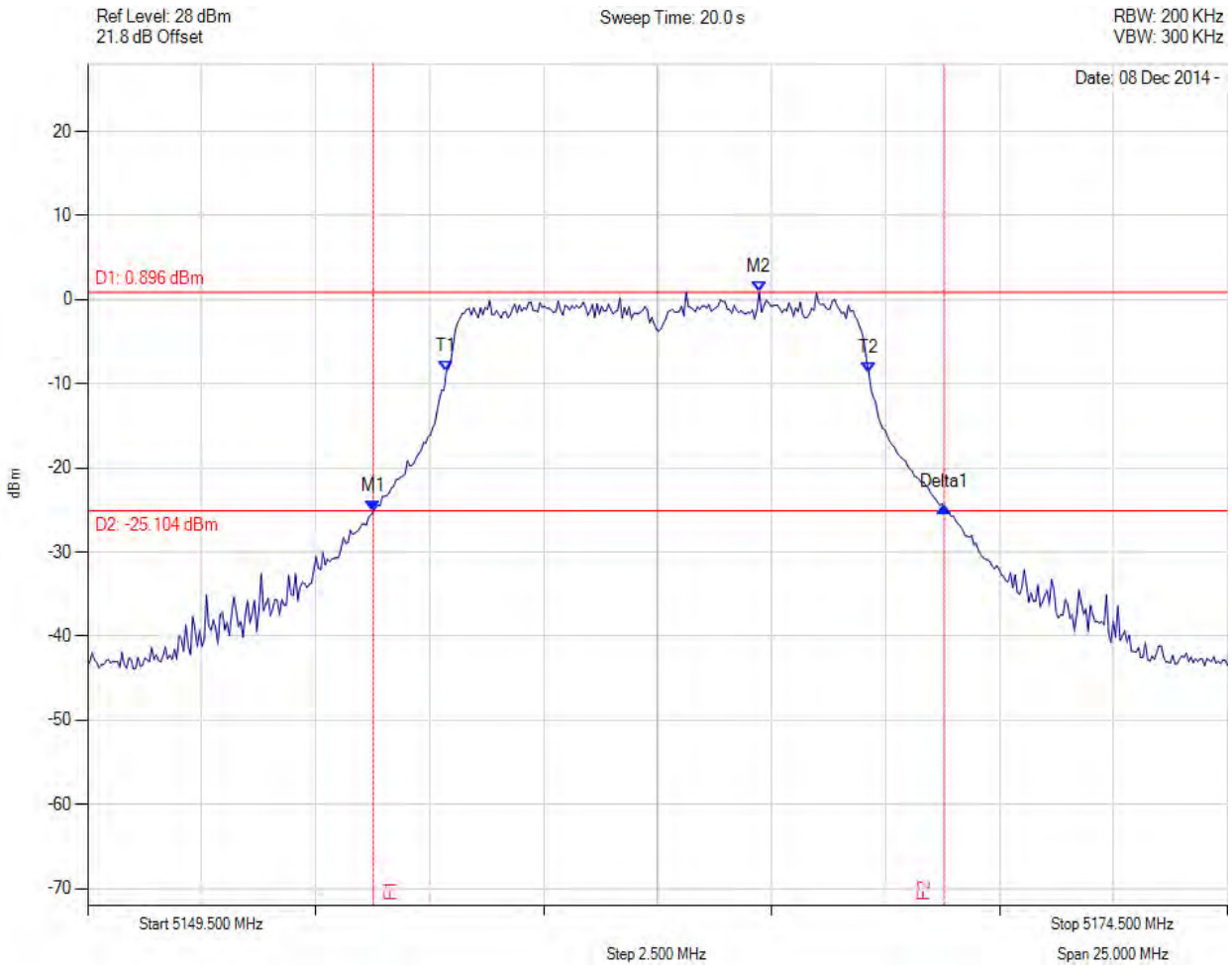

Analyser Setup	Marker:Frequency:Amplitude	Test Results
Detector = MAX PEAK Sweep Count = 0 RF Atten (dB) = 20 Trace Mode = VIEW	M1 : 5155.763 MHz : -25.126 dBm M2 : 5164.229 MHz : 0.896 dBm Delta1 : 12.525 MHz : 0.482 dB T1 : 5157.366 MHz : -8.522 dBm T2 : 5166.634 MHz : -8.673 dBm OBW : 9.269 MHz	Measured 26 dB Bandwidth: 12.525 MHz Measured 99% Bandwidth: 9.269 MHz

Back to Matrix

26 dB & 99% BANDWIDTH

Variant: 10 MHz, Channel: 5200.00 MHz, Chain a, Temp: Ambient, Voltage: 55 Vdc

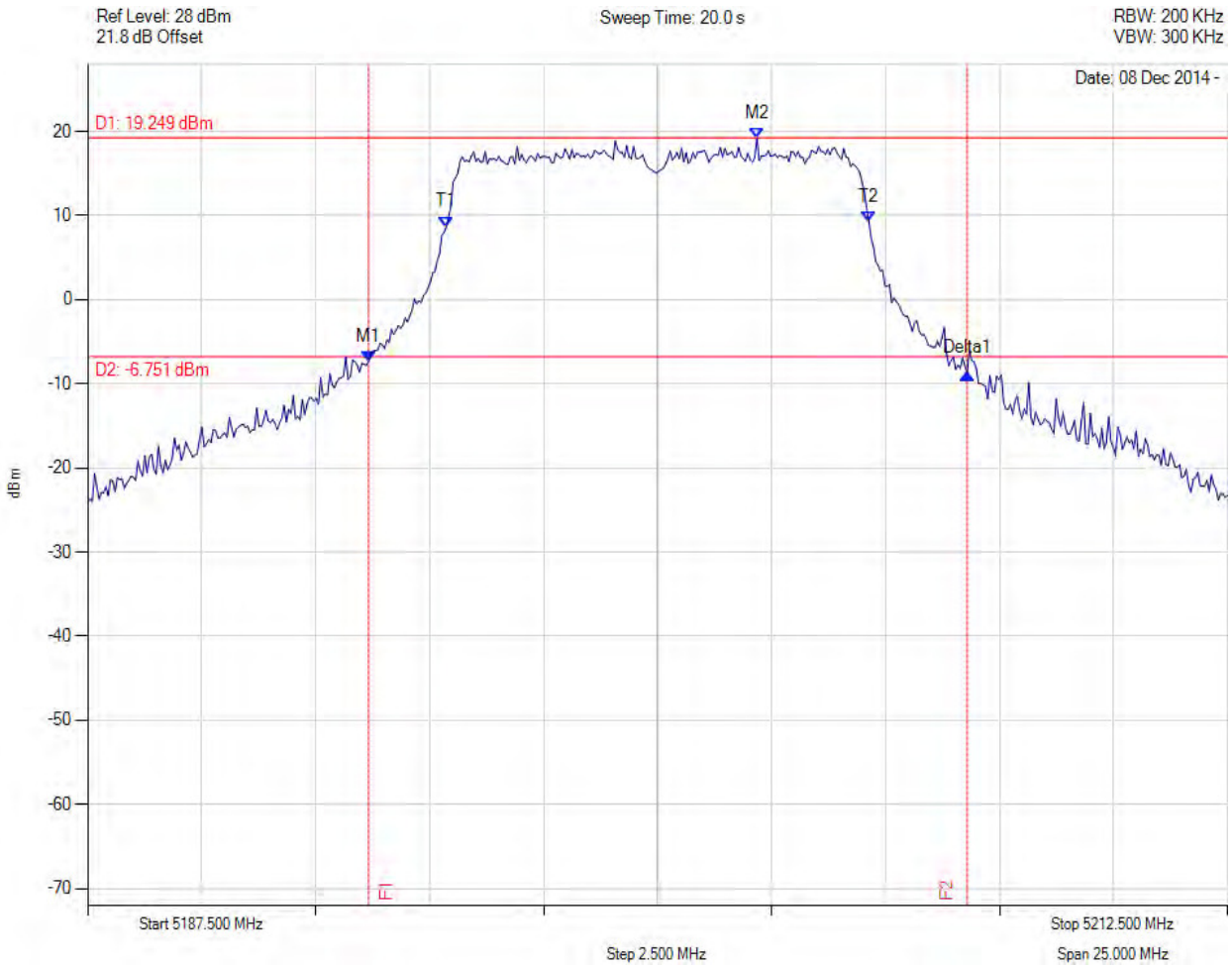

Analyser Setup	Marker:Frequency:Amplitude	Test Results
Detector = MAX PEAK Sweep Count = 0 RF Atten (dB) = 20 Trace Mode = VIEW	M1 : 5193.662 MHz : -7.312 dBm M2 : 5202.179 MHz : 19.249 dBm Delta1 : 13.126 MHz : -1.448 dB T1 : 5195.366 MHz : 8.673 dBm T2 : 5204.634 MHz : 9.288 dBm OBW : 9.269 MHz	Measured 26 dB Bandwidth: 13.126 MHz Measured 99% Bandwidth: 9.269 MHz

Back to Matrix

26 dB & 99% BANDWIDTH

Variant: 10 MHz, Channel: 5200.00 MHz, Chain b, Temp: Ambient, Voltage: 55 Vdc

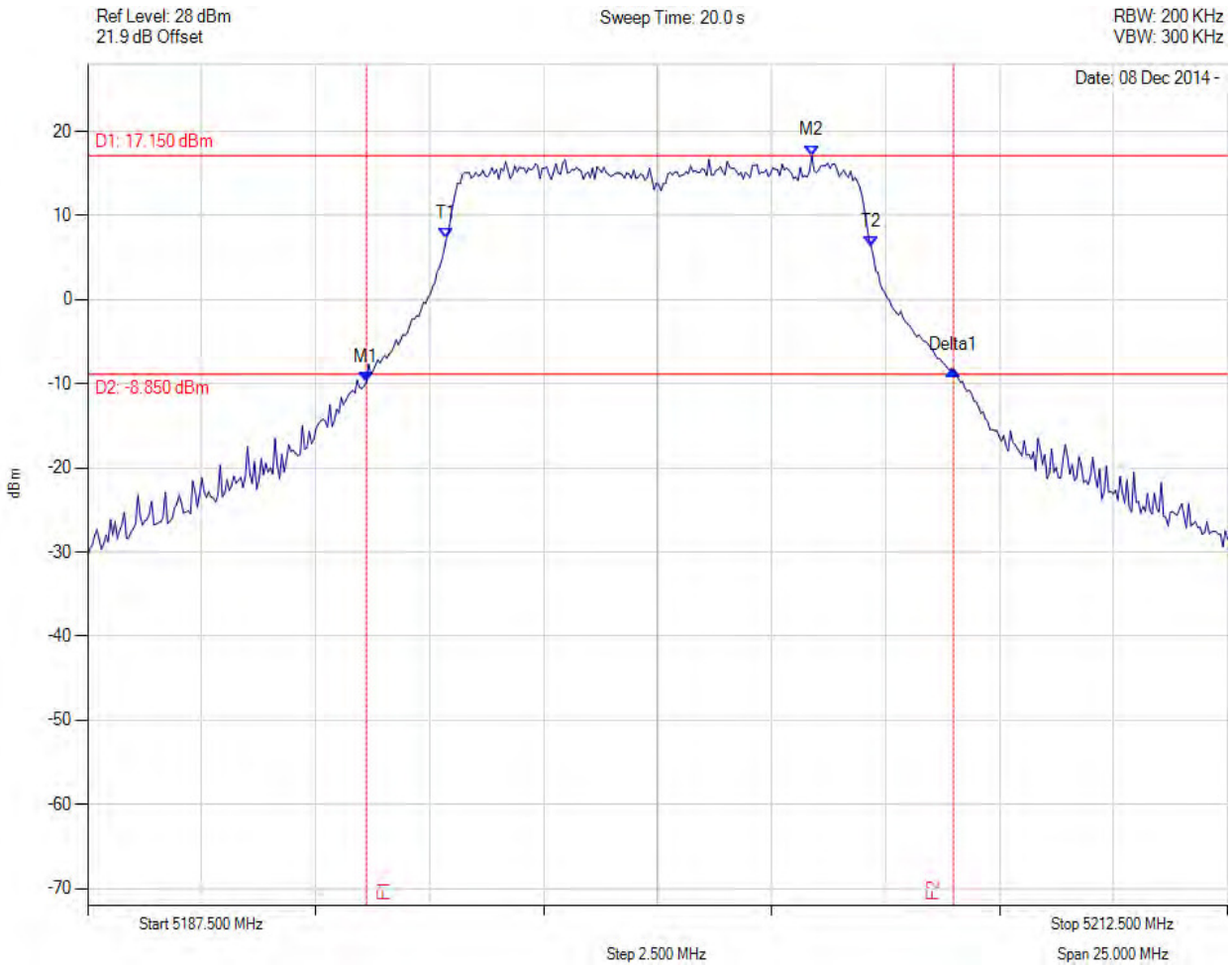

Analyser Setup	Marker:Frequency:Amplitude	Test Results
Detector = MAX PEAK Sweep Count = 0 RF Atten (dB) = 20 Trace Mode = VIEW	M1 : 5193.612 MHz : -9.822 dBm M2 : 5203.382 MHz : 17.150 dBm Delta1 : 12.876 MHz : 1.527 dB T1 : 5195.366 MHz : 7.311 dBm T2 : 5204.684 MHz : 6.314 dBm OBW : 9.319 MHz	Measured 26 dB Bandwidth: 12.876 MHz Measured 99% Bandwidth: 9.319 MHz

Back to Matrix

26 dB & 99% BANDWIDTH

Variant: 10 MHz, Channel: 5245.00 MHz, Chain a, Temp: Ambient, Voltage: 55 Vdc

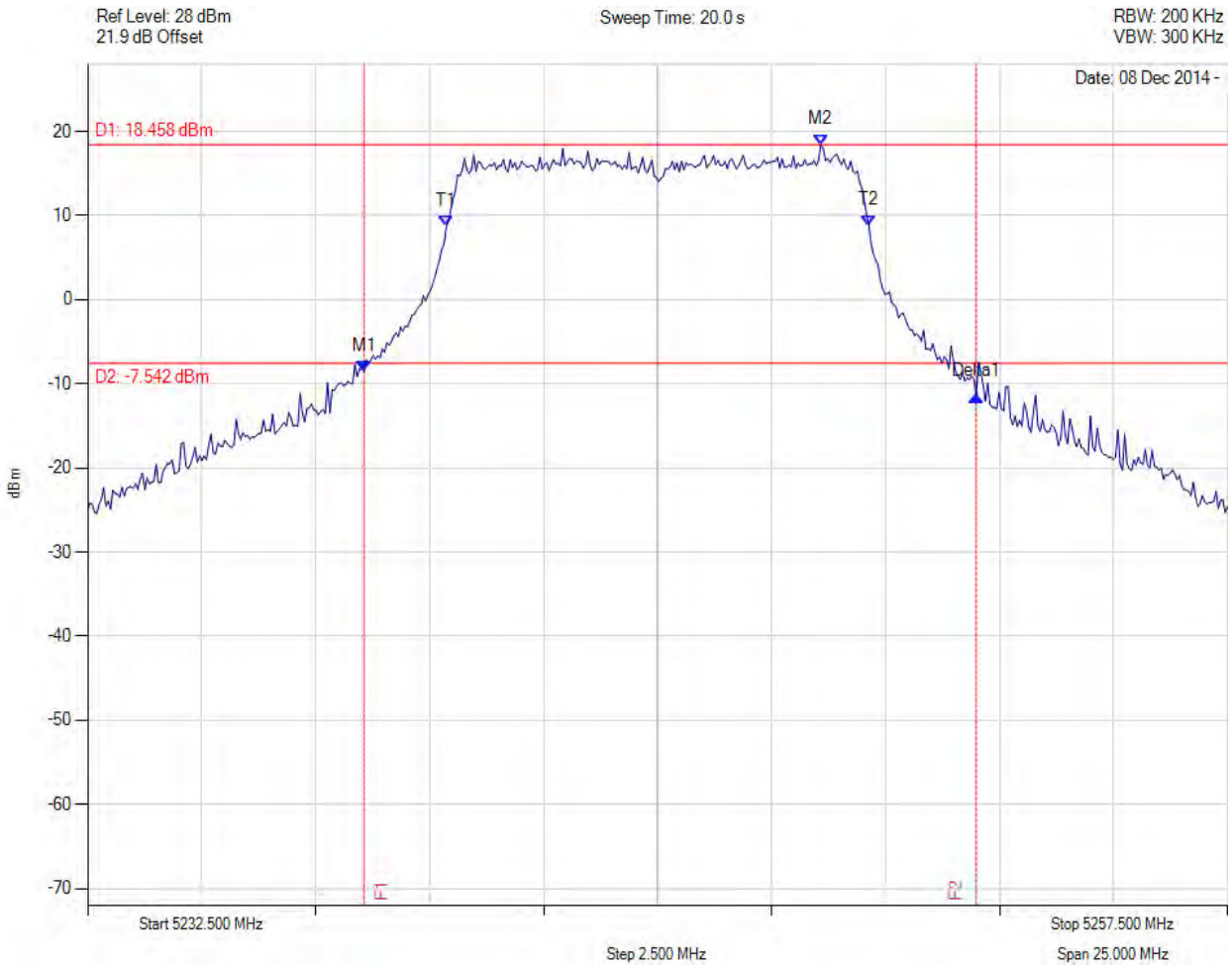

Analyser Setup	Marker:Frequency:Amplitude	Test Results
Detector = MAX PEAK Sweep Count = 0 RF Atten (dB) = 20 Trace Mode = VIEW	M1 : 5238.562 MHz : -8.518 dBm M2 : 5248.582 MHz : 18.458 dBm Delta1 : 13.427 MHz : -2.853 dB T1 : 5240.366 MHz : 8.704 dBm T2 : 5249.634 MHz : 8.832 dBm OBW : 9.269 MHz	Measured 26 dB Bandwidth: 13.427 MHz Measured 99% Bandwidth: 9.269 MHz

Back to Matrix

26 dB & 99% BANDWIDTH

Variant: 10 MHz, Channel: 5245.00 MHz, Chain b, Temp: Ambient, Voltage: 55 Vdc

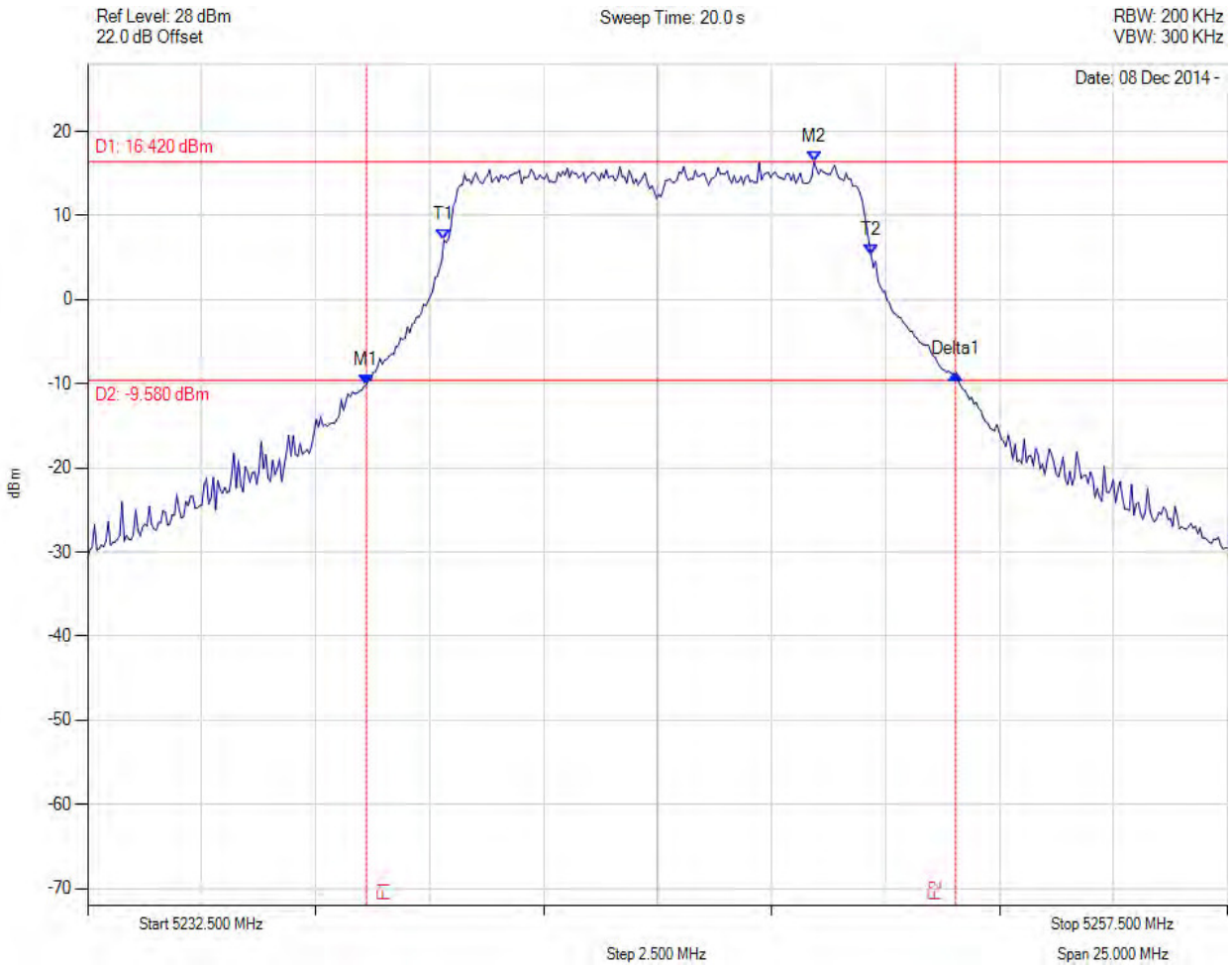

Analyser Setup	Marker:Frequency:Amplitude	Test Results
Detector = MAX PEAK Sweep Count = 0 RF Atten (dB) = 20 Trace Mode = VIEW	M1 : 5238.612 MHz : -10.137 dBm M2 : 5248.432 MHz : 16.420 dBm Delta1 : 12.926 MHz : 1.261 dB T1 : 5240.316 MHz : 7.130 dBm T2 : 5249.684 MHz : 5.293 dBm OBW : 9.369 MHz	Measured 26 dB Bandwidth: 12.926 MHz Measured 99% Bandwidth: 9.369 MHz

Back to Matrix

This test report may be reproduced in full only. The document may only be updated by MiCOM Labs personnel. Any changes will be noted in the Document History section of the report.

26 dB & 99% BANDWIDTH

Variant: 20 MHz, Channel: 5165.00 MHz, Chain a, Temp: Ambient, Voltage: 55 Vdc

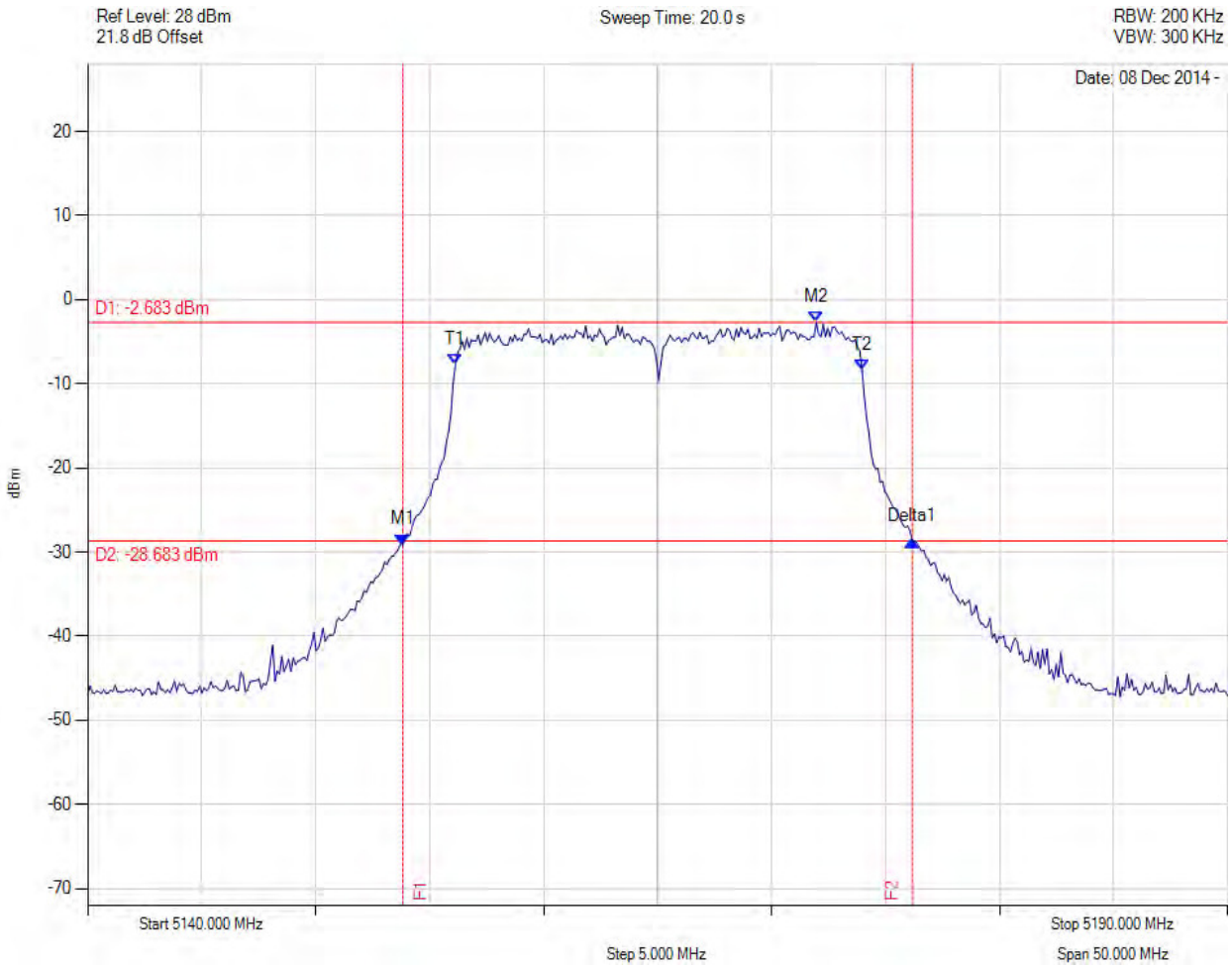

Analyser Setup	Marker:Frequency:Amplitude	Test Results
Detector = MAX PEAK Sweep Count = 0 RF Atten (dB) = 20 Trace Mode = VIEW	M1 : 5153.828 MHz : -29.122 dBm M2 : 5171.964 MHz : -2.683 dBm Delta1 : 22.345 MHz : 0.451 dB T1 : 5156.132 MHz : -7.650 dBm T2 : 5173.968 MHz : -8.398 dBm OBW : 17.836 MHz	Measured 26 dB Bandwidth: 22.345 MHz Measured 99% Bandwidth: 17.836 MHz

Back to Matrix

26 dB & 99% BANDWIDTH

Variant: 20 MHz, Channel: 5165.00 MHz, Chain b, Temp: Ambient, Voltage: 55 Vdc

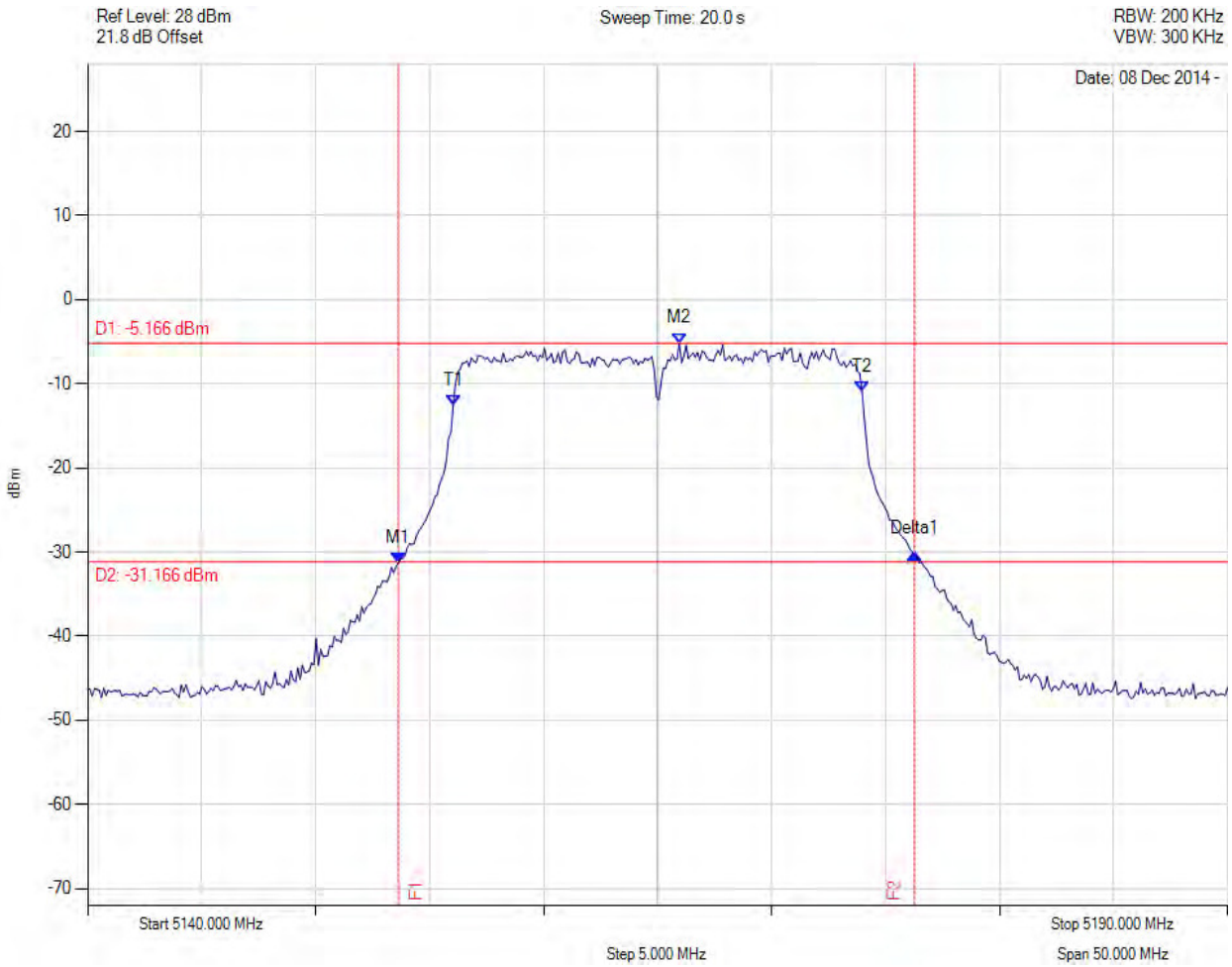

Analyser Setup	Marker:Frequency:Amplitude	Test Results
Detector = MAX PEAK Sweep Count = 0 RF Atten (dB) = 20 Trace Mode = VIEW	M1 : 5153.627 MHz : -31.292 dBm M2 : 5165.952 MHz : -5.166 dBm Delta1 : 22.645 MHz : 1.139 dB T1 : 5156.032 MHz : -12.585 dBm T2 : 5173.968 MHz : -10.958 dBm OBW : 17.936 MHz	Measured 26 dB Bandwidth: 22.645 MHz Measured 99% Bandwidth: 17.936 MHz

Back to Matrix

26 dB & 99% BANDWIDTH

Variant: 20 MHz, Channel: 5200.00 MHz, Chain a, Temp: Ambient, Voltage: 55 Vdc

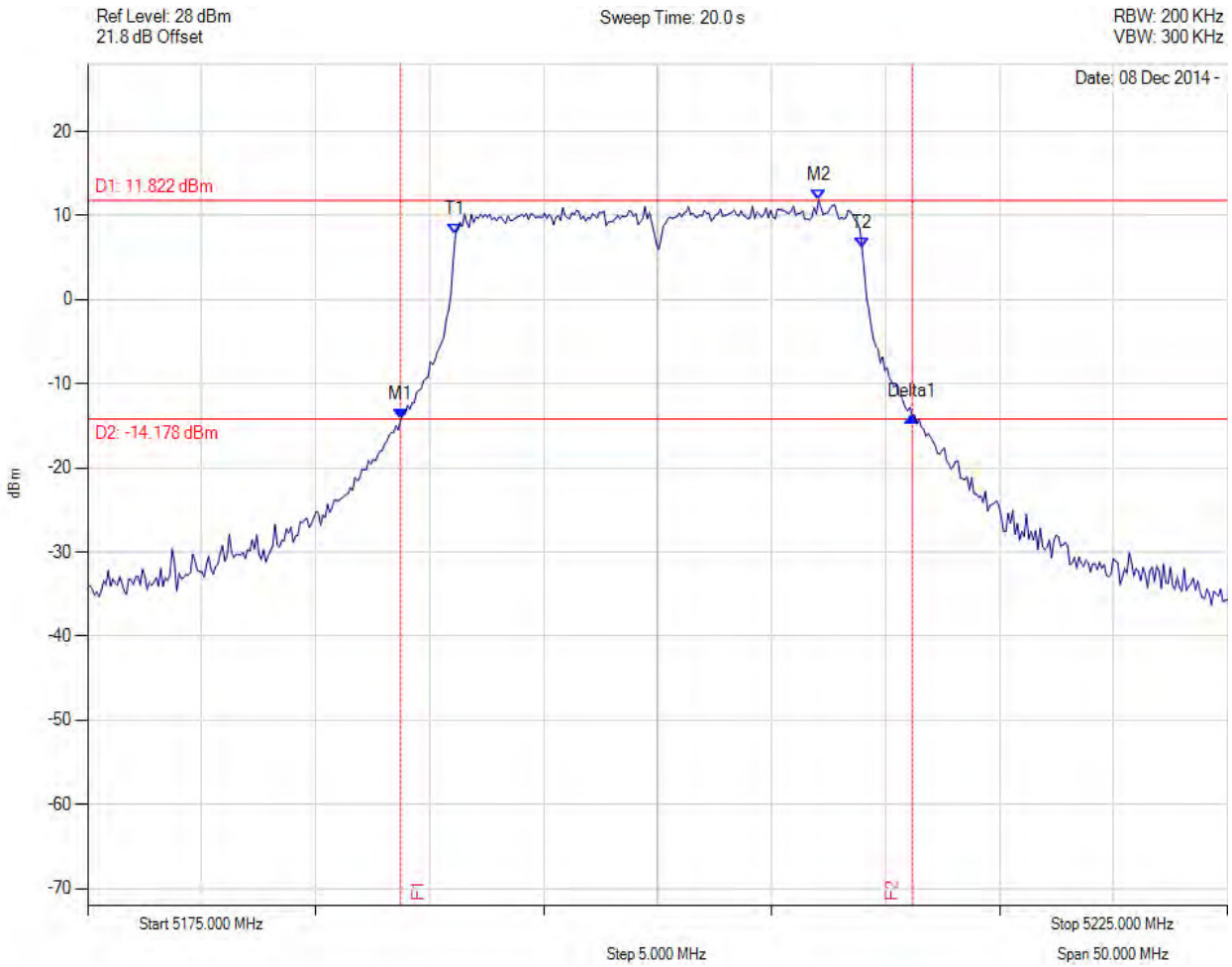

Analyser Setup	Marker:Frequency:Amplitude	Test Results
Detector = MAX PEAK Sweep Count = 0 RF Atten (dB) = 20 Trace Mode = VIEW	M1 : 5188.727 MHz : -14.239 dBm M2 : 5207.064 MHz : 11.822 dBm Delta1 : 22.445 MHz : 0.401 dB T1 : 5191.132 MHz : 7.811 dBm T2 : 5208.968 MHz : 6.131 dBm OBW : 17.836 MHz	Measured 26 dB Bandwidth: 22.445 MHz Measured 99% Bandwidth: 17.836 MHz

Back to Matrix

26 dB & 99% BANDWIDTH

Variant: 20 MHz, Channel: 5200.00 MHz, Chain b, Temp: Ambient, Voltage: 55 Vdc

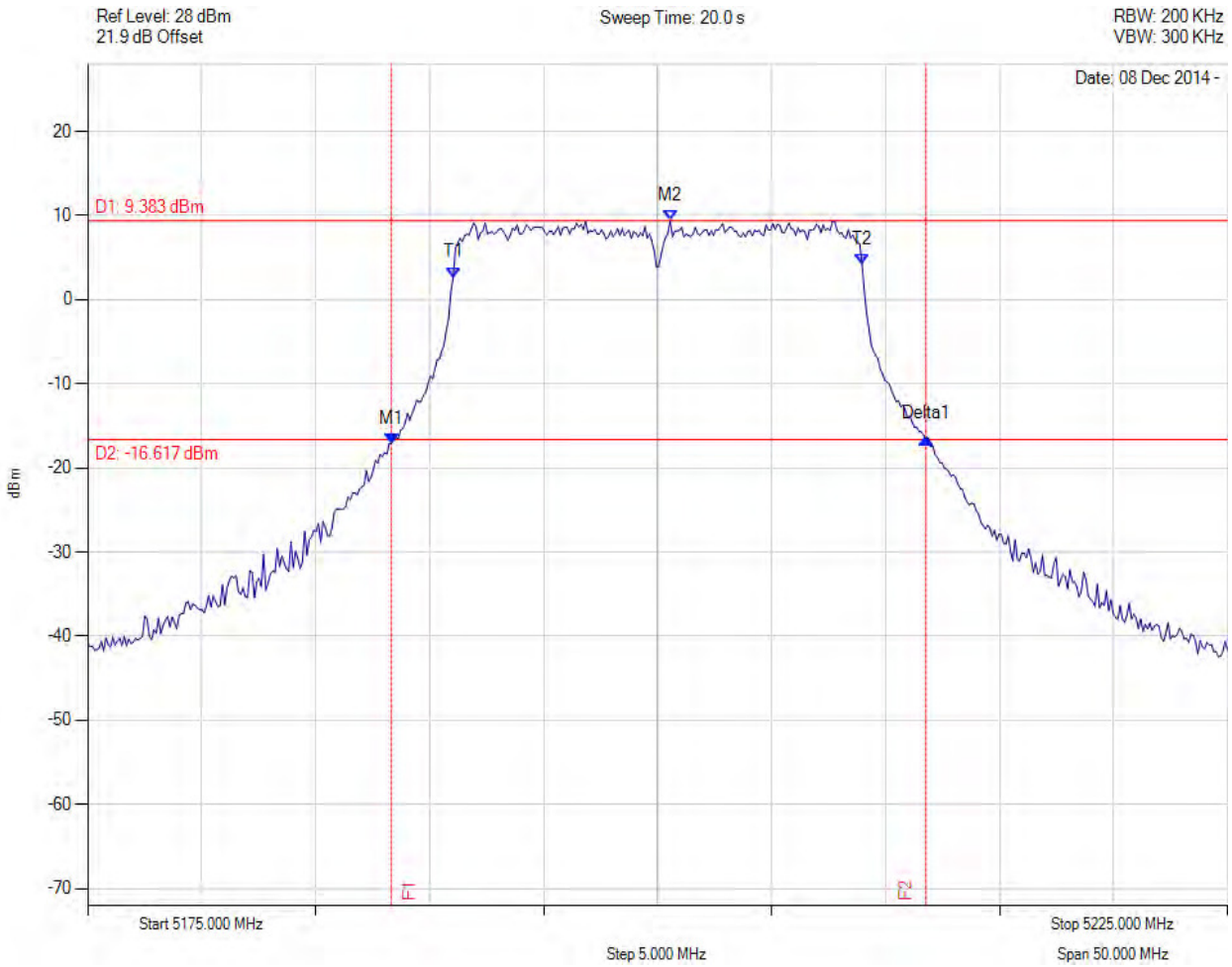

Analyser Setup	Marker:Frequency:Amplitude	Test Results
Detector = MAX PEAK Sweep Count = 0 RF Atten (dB) = 20 Trace Mode = VIEW	M1 : 5188.327 MHz : -17.070 dBm M2 : 5200.551 MHz : 9.383 dBm Delta1 : 23.447 MHz : 0.543 dB T1 : 5191.032 MHz : 2.655 dBm T2 : 5208.968 MHz : 4.230 dBm OBW : 17.936 MHz	Measured 26 dB Bandwidth: 23.447 MHz Measured 99% Bandwidth: 17.936 MHz

Back to Matrix

26 dB & 99% BANDWIDTH

Variant: 20 MHz, Channel: 5240.00 MHz, Chain a, Temp: Ambient, Voltage: 55 Vdc

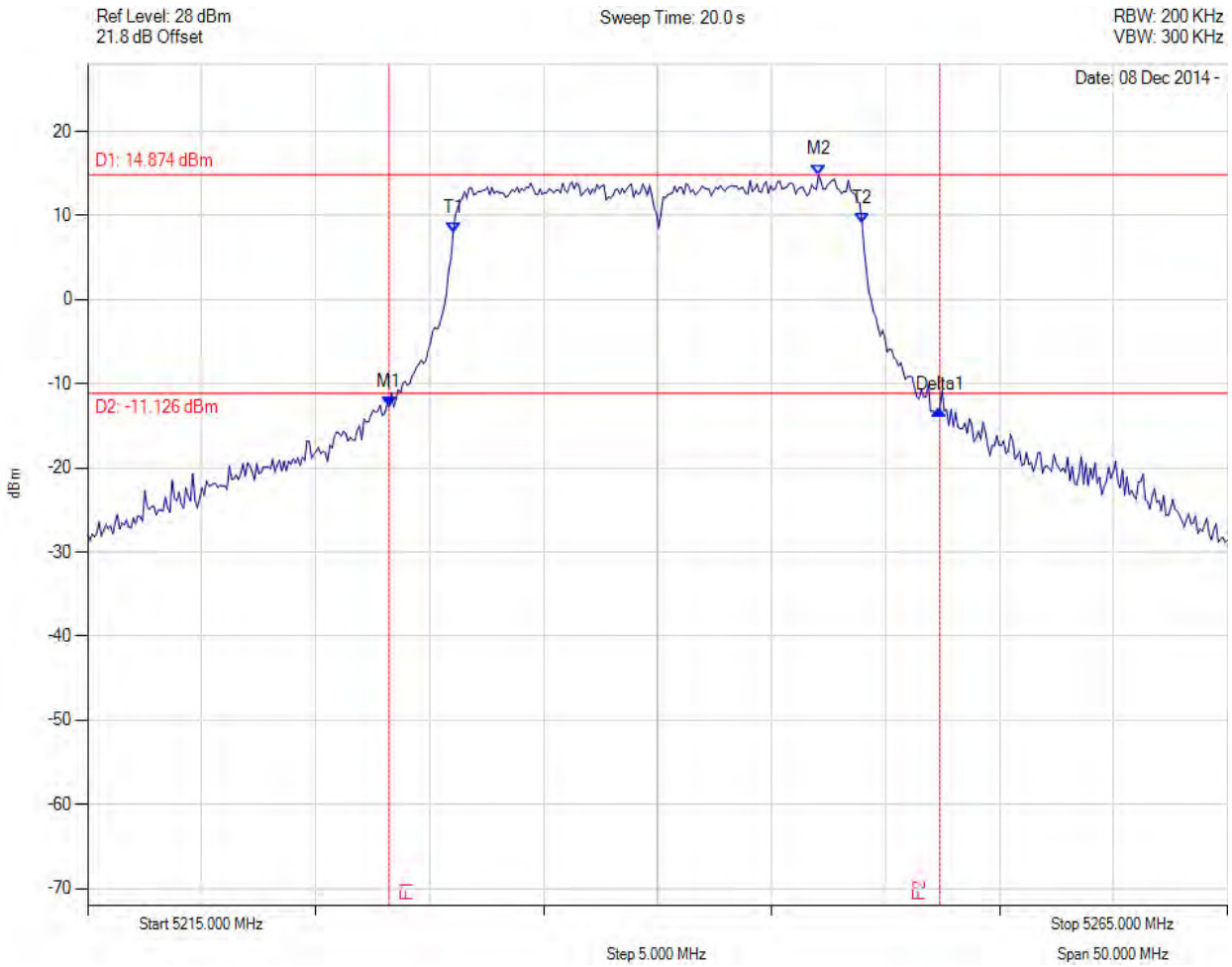

Analyser Setup	Marker:Frequency:Amplitude	Test Results
Detector = MAX PEAK Sweep Count = 0 RF Atten (dB) = 20 Trace Mode = VIEW	M1 : 5228.226 MHz : -12.683 dBm M2 : 5247.064 MHz : 14.874 dBm Delta1 : 24.148 MHz : -0.409 dB T1 : 5231.032 MHz : 7.998 dBm T2 : 5248.968 MHz : 9.133 dBm OBW : 17.936 MHz	Measured 26 dB Bandwidth: 24.148 MHz Measured 99% Bandwidth: 17.936 MHz

Back to Matrix

26 dB & 99% BANDWIDTH

Variant: 20 MHz, Channel: 5240.00 MHz, Chain b, Temp: Ambient, Voltage: 55 Vdc

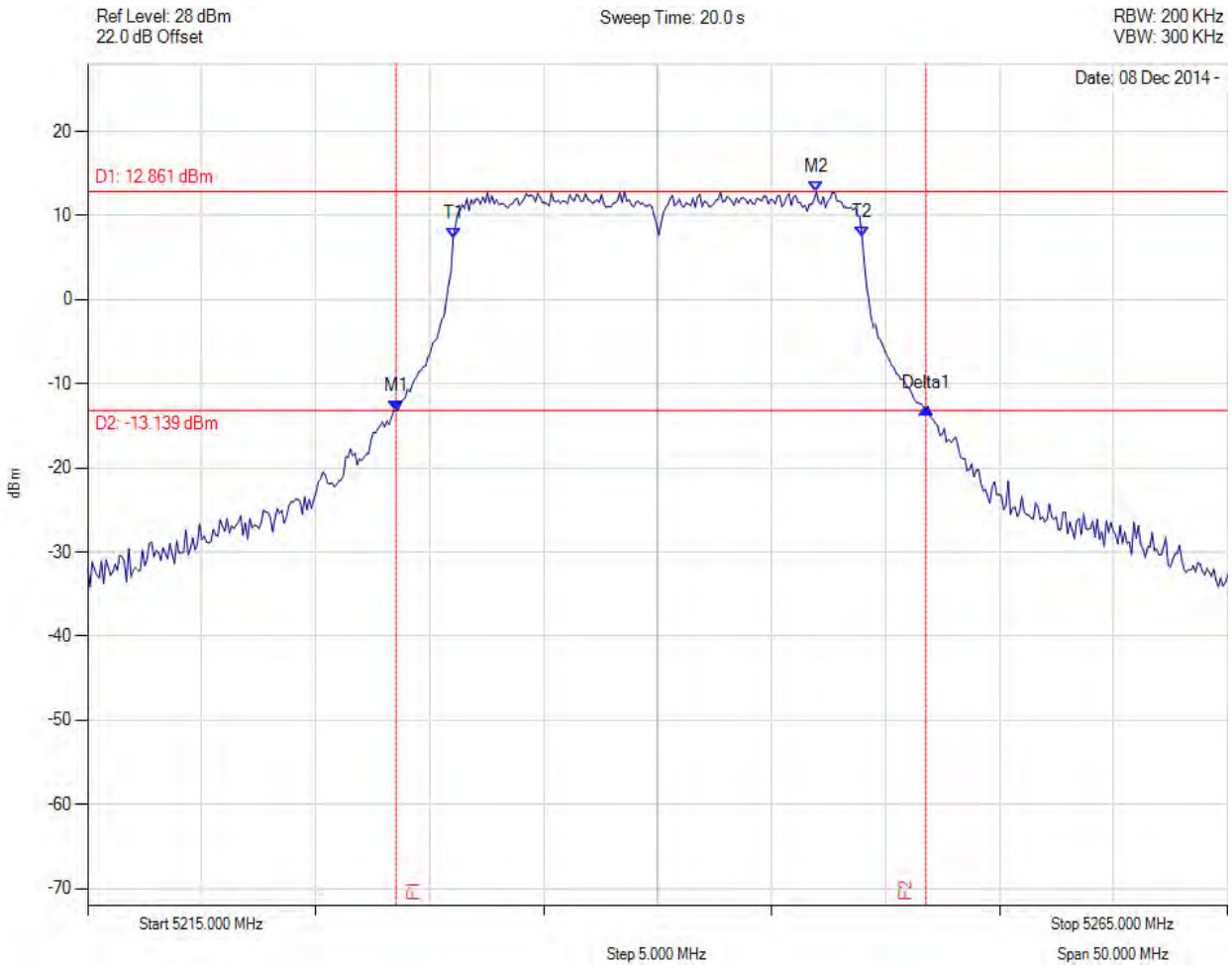

Analyser Setup	Marker:Frequency:Amplitude	Test Results
Detector = MAX PEAK Sweep Count = 0 RF Atten (dB) = 20 Trace Mode = VIEW	M1 : 5228.527 MHz : -13.214 dBm M2 : 5246.964 MHz : 12.861 dBm Delta1 : 23.246 MHz : 0.376 dB T1 : 5231.032 MHz : 7.319 dBm T2 : 5248.968 MHz : 7.508 dBm OBW : 17.936 MHz	Measured 26 dB Bandwidth: 23.246 MHz Measured 99% Bandwidth: 17.936 MHz

Back to Matrix

26 dB & 99% BANDWIDTH

Variant: 40 MHz, Channel: 5172.00 MHz, Chain a, Temp: Ambient, Voltage: 55 Vdc

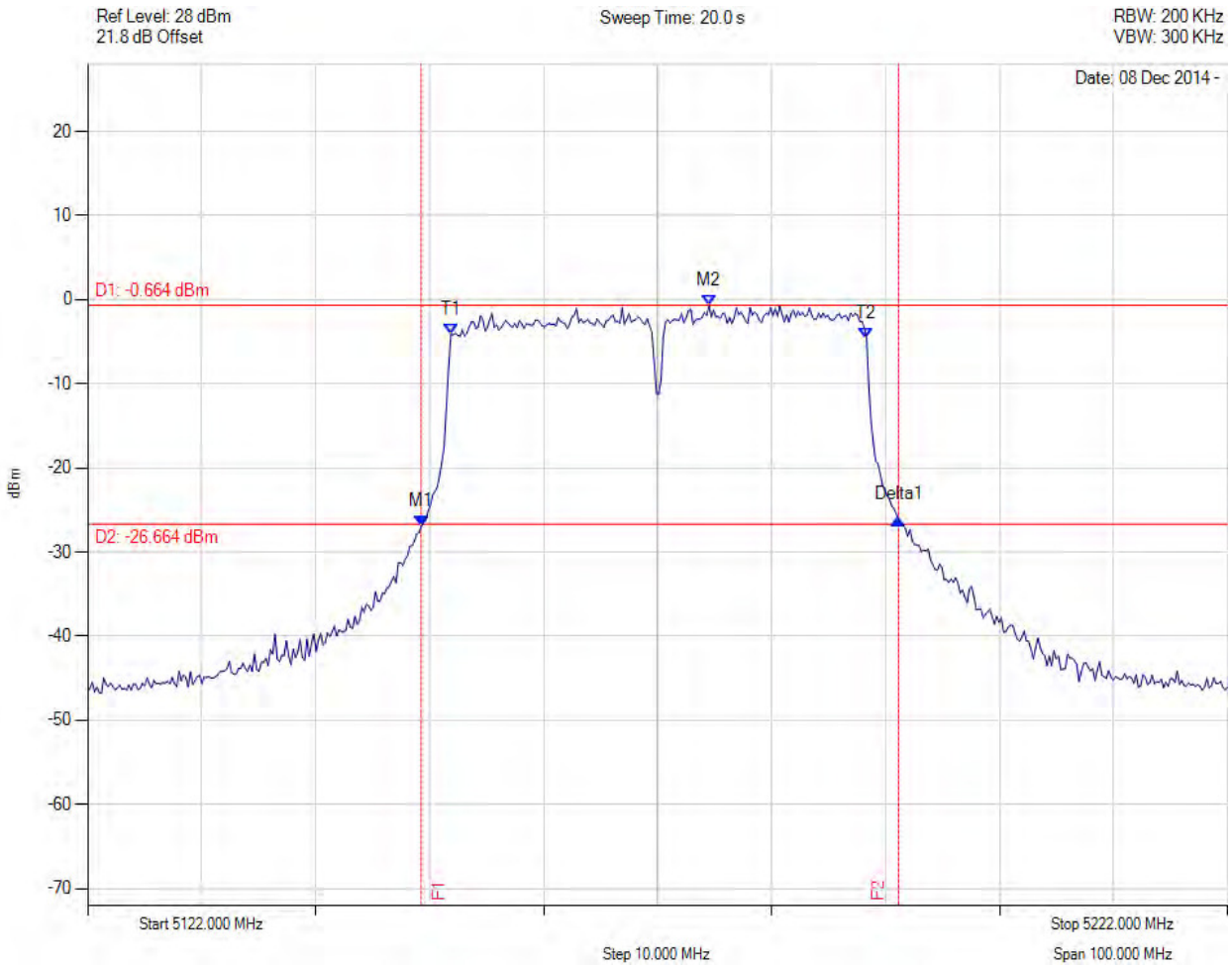

Analyser Setup	Marker:Frequency:Amplitude	Test Results
Detector = MAX PEAK Sweep Count = 0 RF Atten (dB) = 20 Trace Mode = VIEW	M1 : 5151.259 MHz : -26.929 dBm M2 : 5176.509 MHz : -0.664 dBm Delta1 : 41.884 MHz : 0.791 dB T1 : 5153.864 MHz : -4.103 dBm T2 : 5190.337 MHz : -4.579 dBm OBW : 36.473 MHz	Measured 26 dB Bandwidth: 41.884 MHz Measured 99% Bandwidth: 36.473 MHz

Back to Matrix

26 dB & 99% BANDWIDTH

Variant: 40 MHz, Channel: 5172.00 MHz, Chain b, Temp: Ambient, Voltage: 55 Vdc

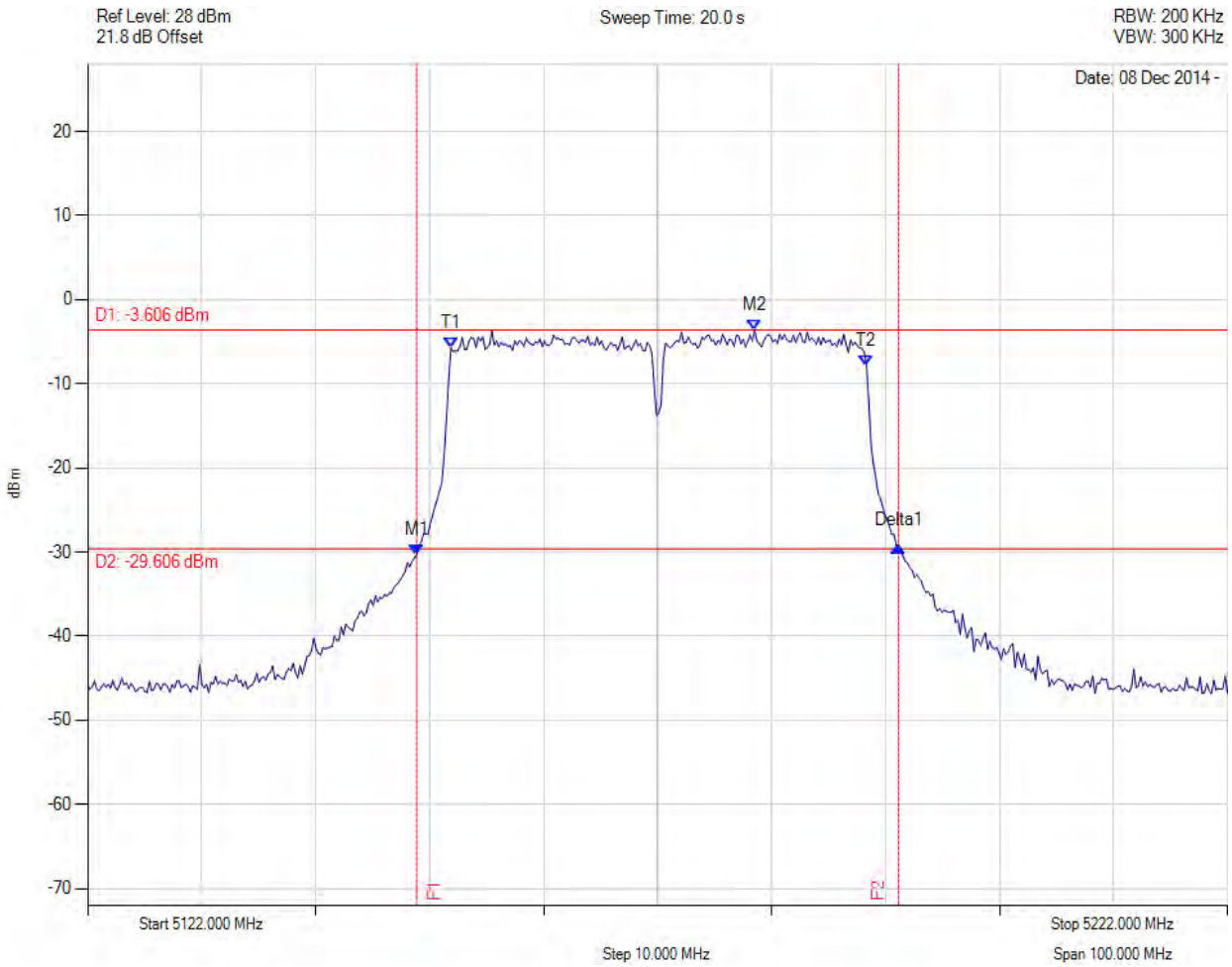

Analyser Setup	Marker:Frequency:Amplitude	Test Results
Detector = MAX PEAK Sweep Count = 0 RF Atten (dB) = 20 Trace Mode = VIEW	M1 : 5150.858 MHz : -30.291 dBm M2 : 5180.517 MHz : -3.606 dBm Delta1 : 42.285 MHz : 1.025 dB T1 : 5153.864 MHz : -5.717 dBm T2 : 5190.337 MHz : -7.906 dBm OBW : 36.473 MHz	Measured 26 dB Bandwidth: 42.285 MHz Measured 99% Bandwidth: 36.473 MHz

Back to Matrix

This test report may be reproduced in full only. The document may only be updated by MiCOM Labs personnel. Any changes will be noted in the Document History section of the report.

26 dB & 99% BANDWIDTH

Variant: 40 MHz, Channel: 5200.00 MHz, Chain a, Temp: Ambient, Voltage: 55 Vdc

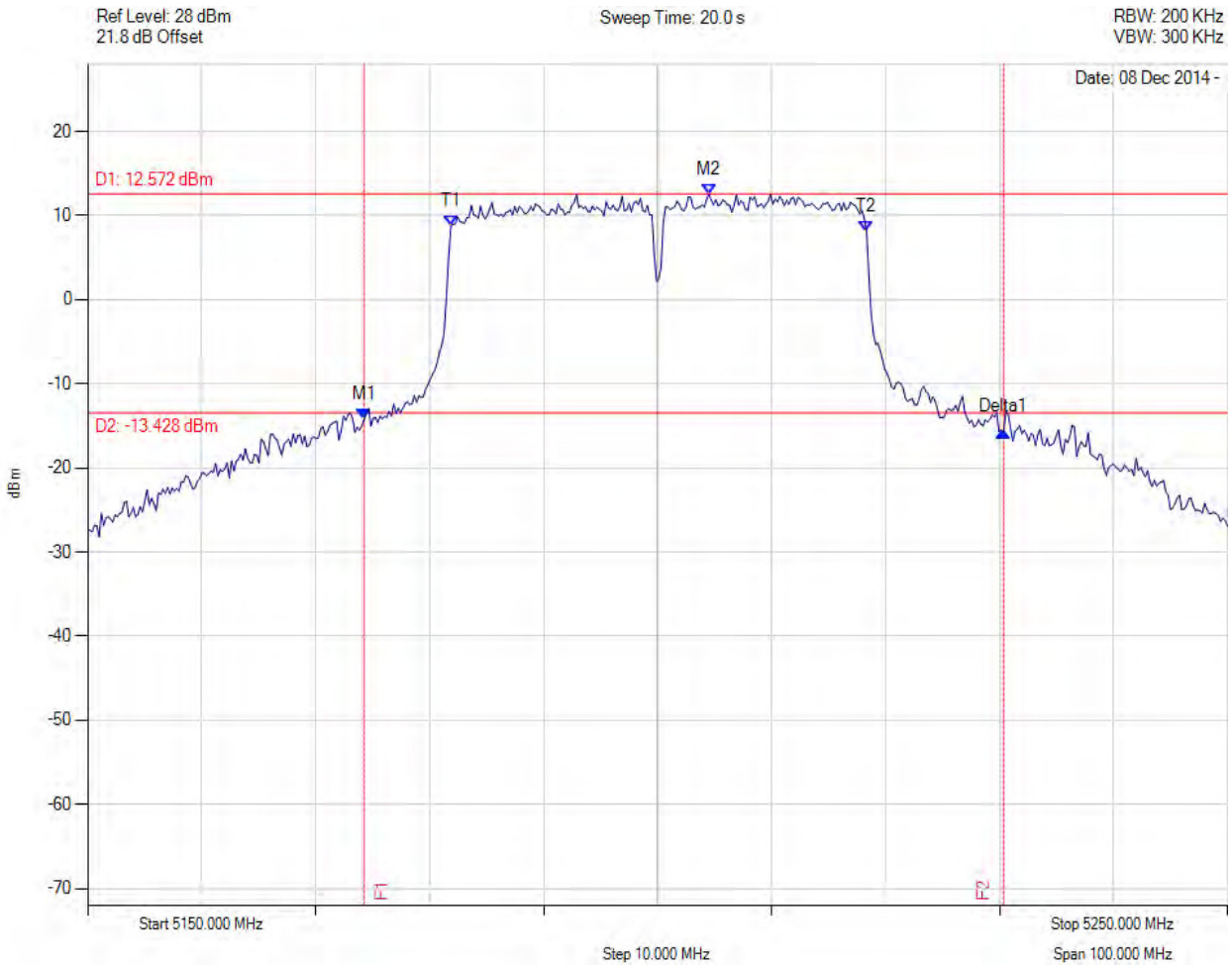

Analyser Setup	Marker:Frequency:Amplitude	Test Results
Detector = MAX PEAK Sweep Count = 0 RF Atten (dB) = 20 Trace Mode = VIEW	M1 : 5174.248 MHz : -14.273 dBm M2 : 5204.509 MHz : 12.572 dBm Delta1 : 56.112 MHz : -1.440 dB T1 : 5181.864 MHz : 8.771 dBm T2 : 5218.337 MHz : 8.106 dBm OBW : 36.473 MHz	Measured 26 dB Bandwidth: 56.112 MHz Measured 99% Bandwidth: 36.473 MHz

Back to Matrix

26 dB & 99% BANDWIDTH

Variant: 40 MHz, Channel: 5200.00 MHz, Chain b, Temp: Ambient, Voltage: 55 Vdc

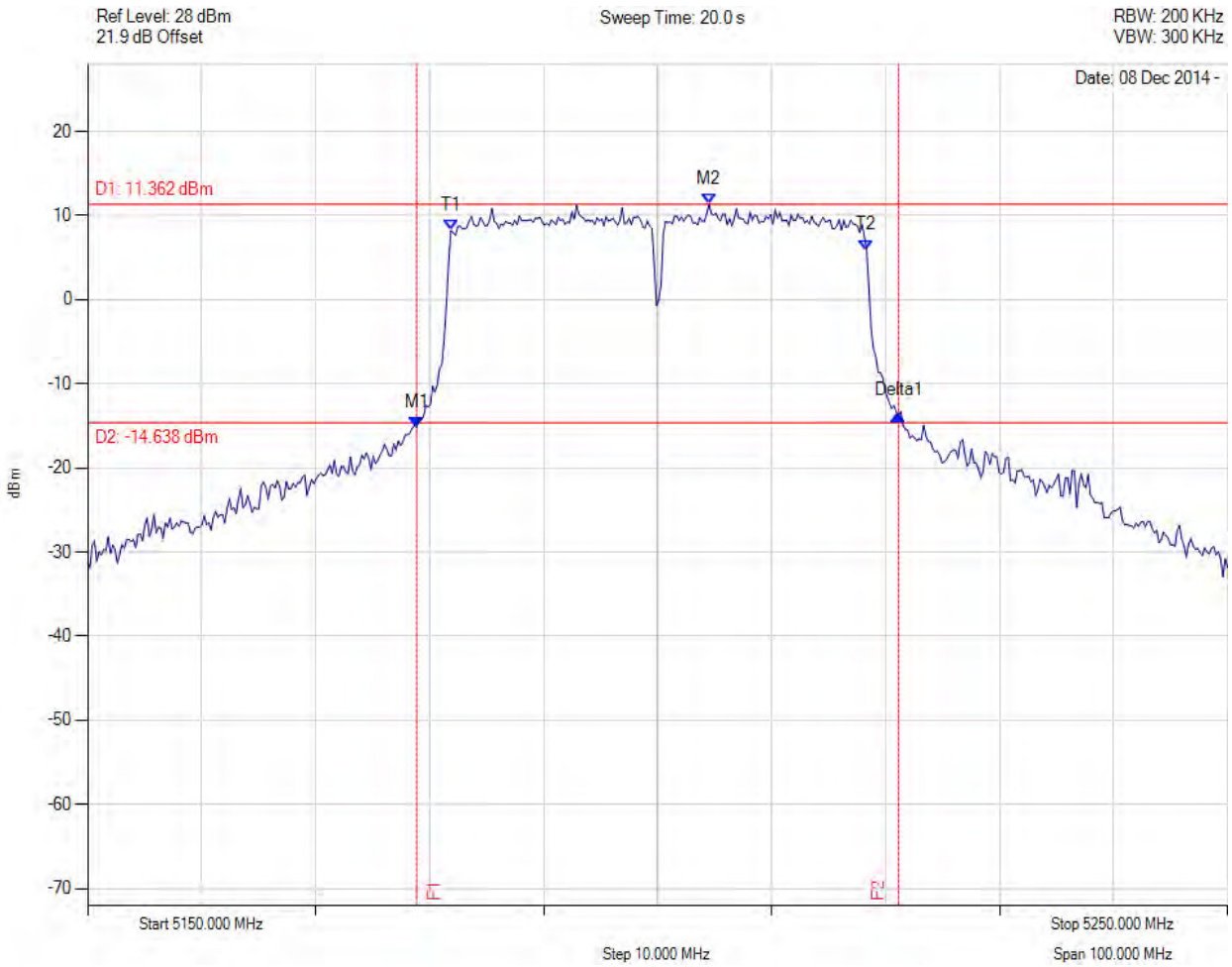

Analyser Setup	Marker:Frequency:Amplitude	Test Results
Detector = MAX PEAK Sweep Count = 0 RF Atten (dB) = 20 Trace Mode = VIEW	M1 : 5178.858 MHz : -15.130 dBm M2 : 5204.509 MHz : 11.362 dBm Delta1 : 42.285 MHz : 1.365 dB T1 : 5181.864 MHz : 8.216 dBm T2 : 5218.337 MHz : 5.907 dBm OBW : 36.473 MHz	Measured 26 dB Bandwidth: 42.285 MHz Measured 99% Bandwidth: 36.473 MHz

Back to Matrix

26 dB & 99% BANDWIDTH

Variant: 40 MHz, Channel: 5230.00 MHz, Chain a, Temp: Ambient, Voltage: 55 Vdc

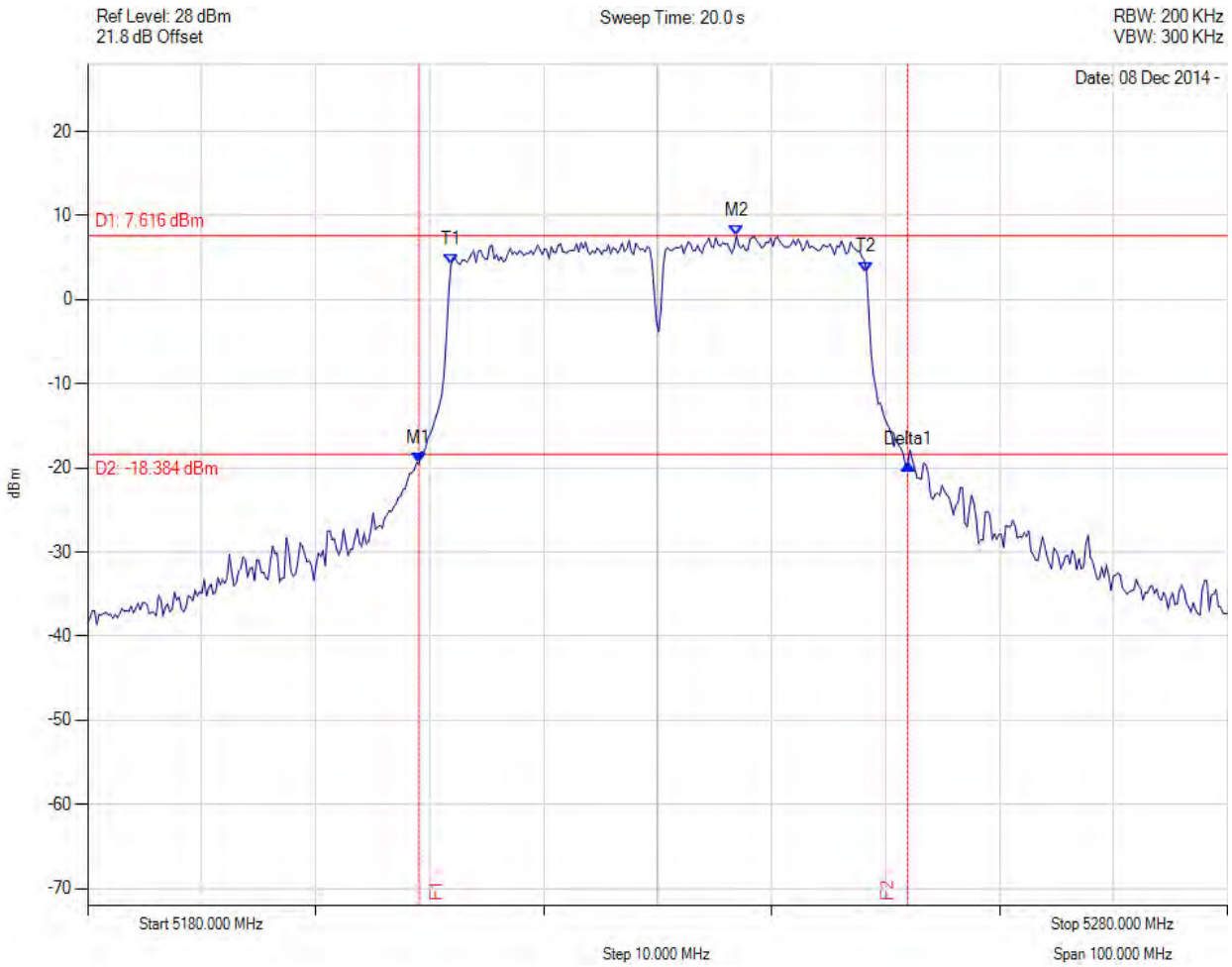

Analyser Setup	Marker:Frequency:Amplitude	Test Results
Detector = MAX PEAK Sweep Count = 0 RF Atten (dB) = 20 Trace Mode = VIEW	M1 : 5209.058 MHz : -19.431 dBm M2 : 5236.914 MHz : 7.616 dBm Delta1 : 42.886 MHz : -0.116 dB T1 : 5211.864 MHz : 4.144 dBm T2 : 5248.337 MHz : 3.298 dBm OBW : 36.473 MHz	Measured 26 dB Bandwidth: 42.886 MHz Measured 99% Bandwidth: 36.473 MHz

Back to Matrix

26 dB & 99% BANDWIDTH

Variant: 40 MHz, Channel: 5230.00 MHz, Chain b, Temp: Ambient, Voltage: 55 Vdc

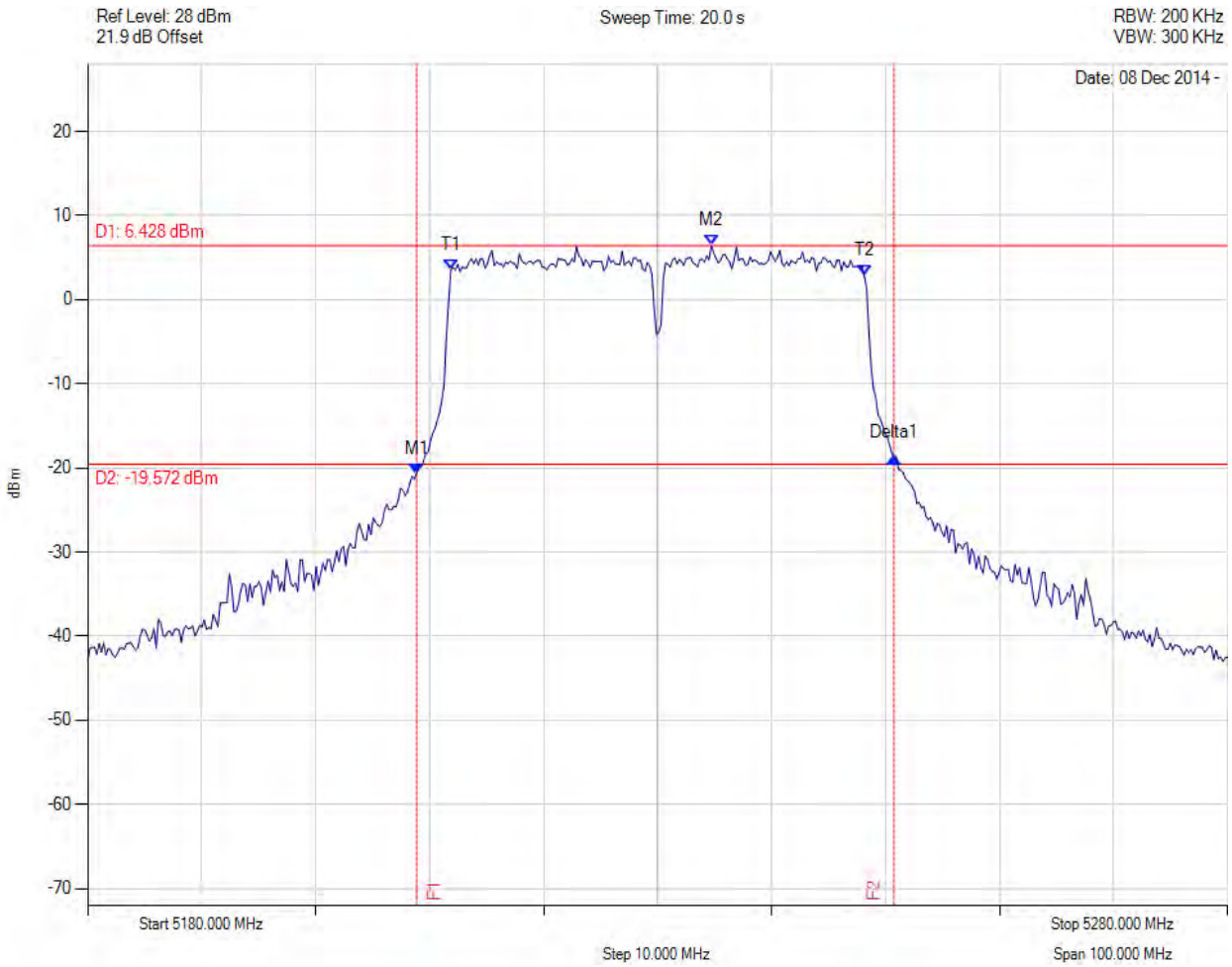

Analyser Setup	Marker:Frequency:Amplitude	Test Results
Detector = MAX PEAK Sweep Count = 0 RF Atten (dB) = 20 Trace Mode = VIEW	M1 : 5208.858 MHz : -20.672 dBm M2 : 5234.709 MHz : 6.428 dBm Delta1 : 41.884 MHz : 1.926 dB T1 : 5211.864 MHz : 3.601 dBm T2 : 5248.136 MHz : 2.830 dBm OBW : 36.273 MHz	Measured 26 dB Bandwidth: 41.884 MHz Measured 99% Bandwidth: 36.273 MHz

Back to Matrix

26 dB & 99% BANDWIDTH

Variant: 80 MHz, Channel: 5190.00 MHz, Chain a, Temp: Ambient, Voltage: 55 Vdc

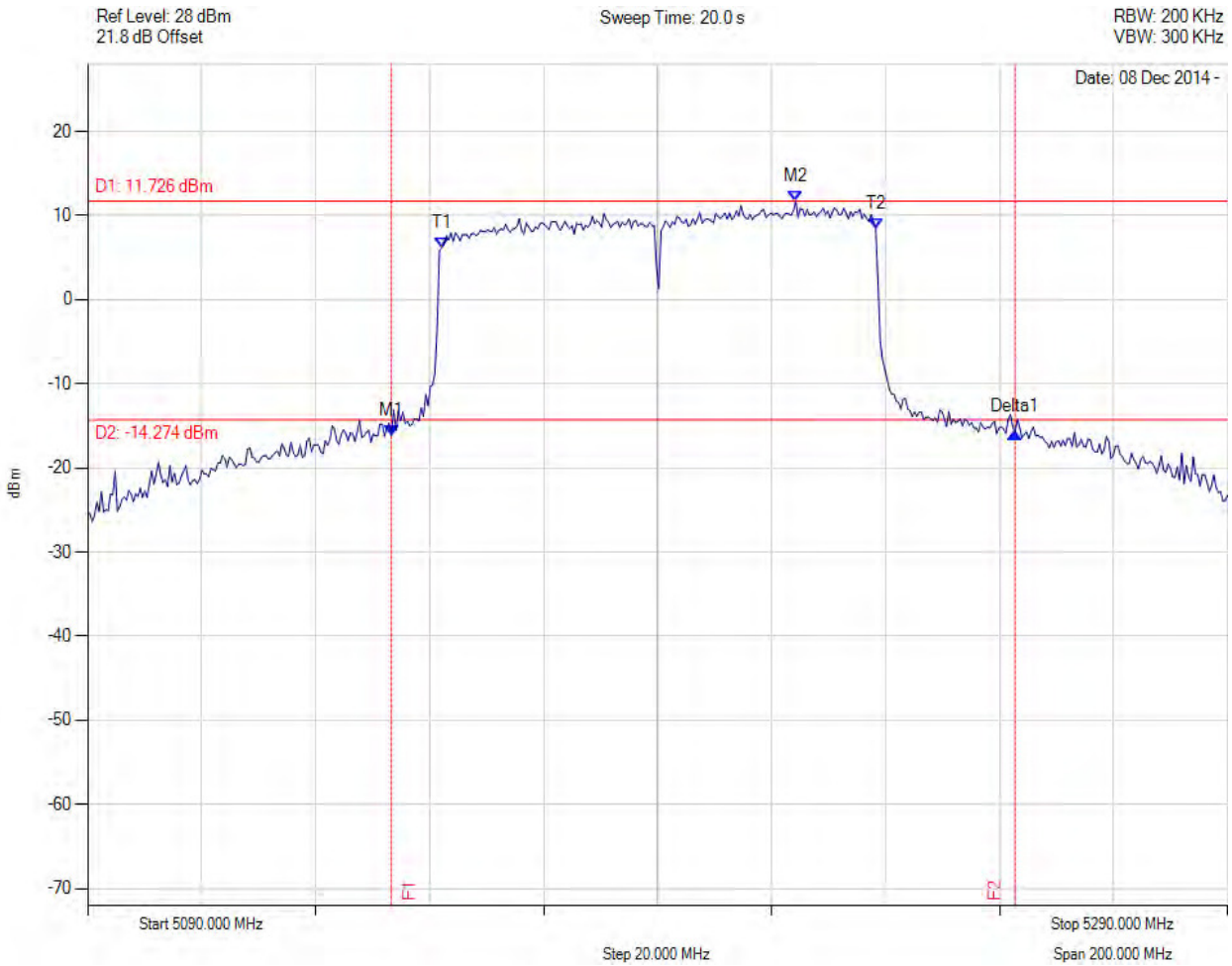

Analyser Setup	Marker:Frequency:Amplitude	Test Results
Detector = MAX PEAK Sweep Count = 0 RF Atten (dB) = 20 Trace Mode = VIEW	M1 : 5143.307 MHz : -16.140 dBm M2 : 5214.248 MHz : 11.726 dBm Delta1 : 109.419 MHz : 0.380 dB T1 : 5152.124 MHz : 6.212 dBm T2 : 5228.277 MHz : 8.431 dBm OBW : 76.152 MHz	Measured 26 dB Bandwidth: 109.419 MHz Measured 99% Bandwidth: 76.152 MHz

Back to Matrix

26 dB & 99% BANDWIDTH

Variant: 80 MHz, Channel: 5190.00 MHz, Chain b, Temp: Ambient, Voltage: 55 Vdc

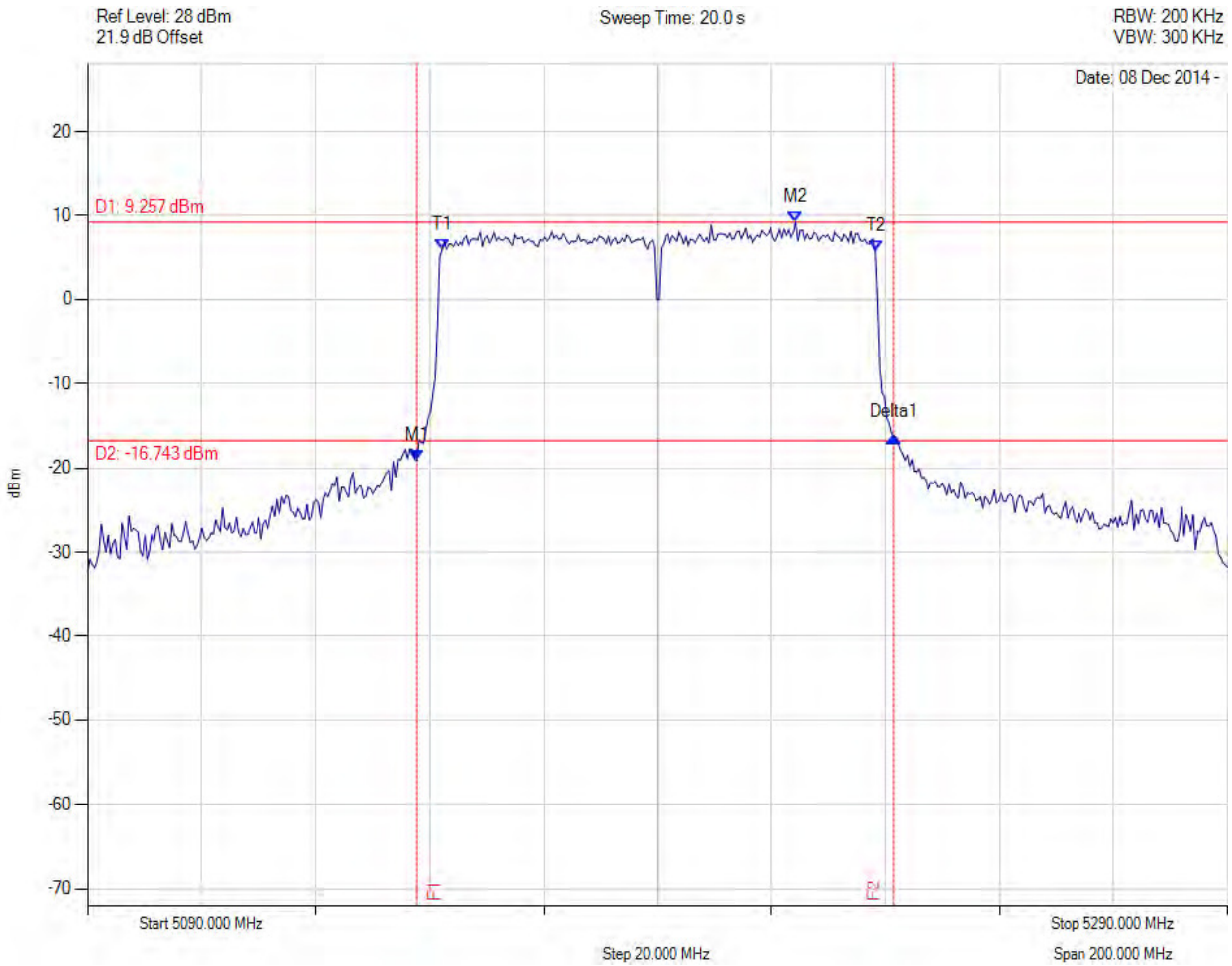

Analyser Setup	Marker:Frequency:Amplitude	Test Results
Detector = MAX PEAK Sweep Count = 0 RF Atten (dB) = 20 Trace Mode = VIEW	M1 : 5147.715 MHz : -19.085 dBm M2 : 5214.248 MHz : 9.257 dBm Delta1 : 83.768 MHz : 2.819 dB T1 : 5152.124 MHz : 5.930 dBm T2 : 5228.277 MHz : 5.891 dBm OBW : 76.152 MHz	Measured 26 dB Bandwidth: 83.768 MHz Measured 99% Bandwidth: 76.152 MHz

Back to Matrix

26 dB & 99% BANDWIDTH

Variant: 80 MHz, Channel: 5210.00 MHz, Chain a, Temp: Ambient, Voltage: 55 Vdc

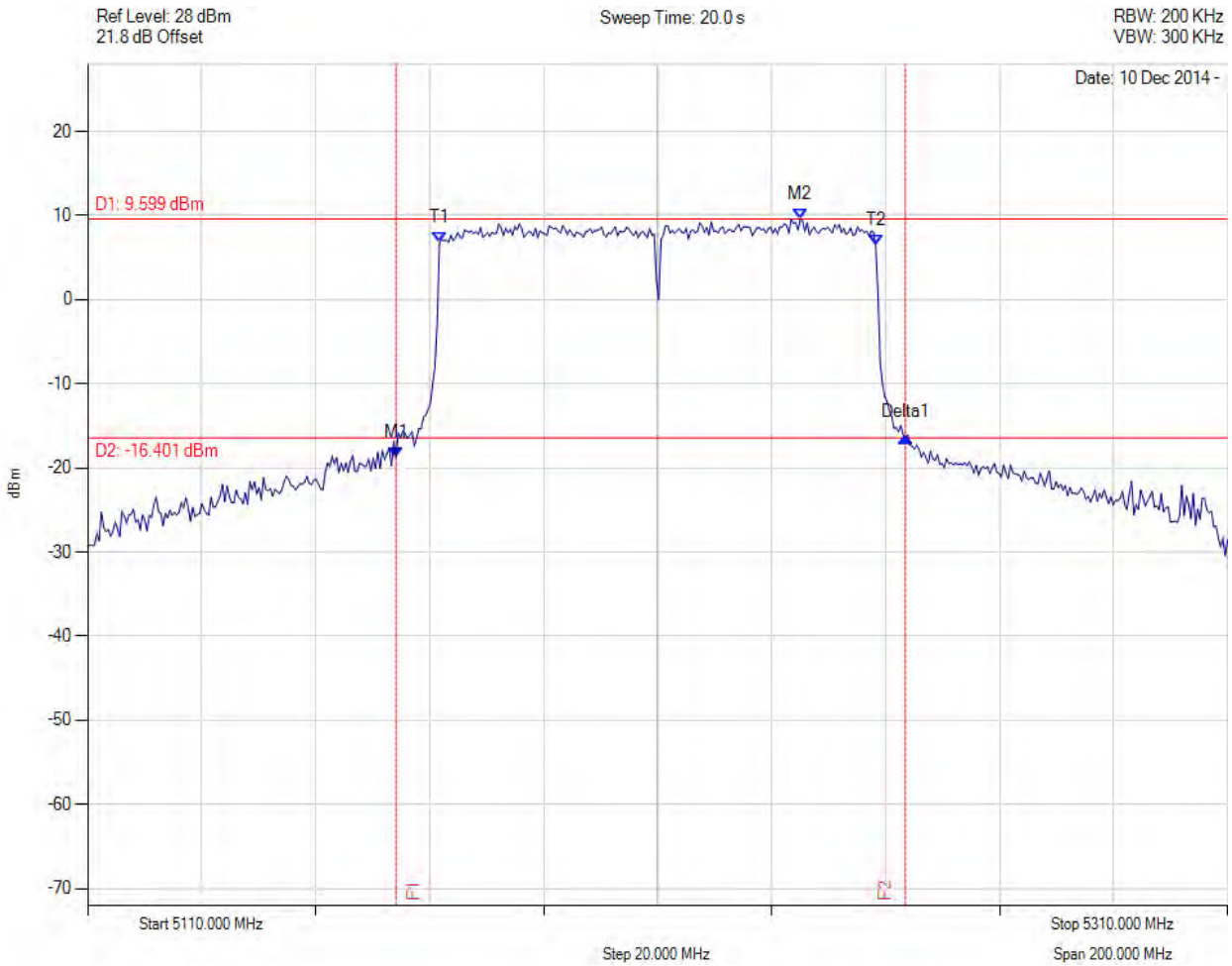

Analyser Setup	Marker:Frequency:Amplitude	Test Results
Detector = MAX PEAK Sweep Count = 0 RF Atten (dB) = 20 Trace Mode = VIEW	M1 : 5164.108 MHz : -18.721 dBm M2 : 5235.050 MHz : 9.599 dBm Delta1 : 89.379 MHz : 2.392 dB T1 : 5171.723 MHz : 6.735 dBm T2 : 5248.277 MHz : 6.432 dBm OBW : 76.553 MHz	Measured 26 dB Bandwidth: 89.379 MHz Measured 99% Bandwidth: 76.553 MHz

Back to Matrix

26 dB & 99% BANDWIDTH

Variant: 80 MHz, Channel: 5210.00 MHz, Chain b, Temp: Ambient, Voltage: 55 Vdc

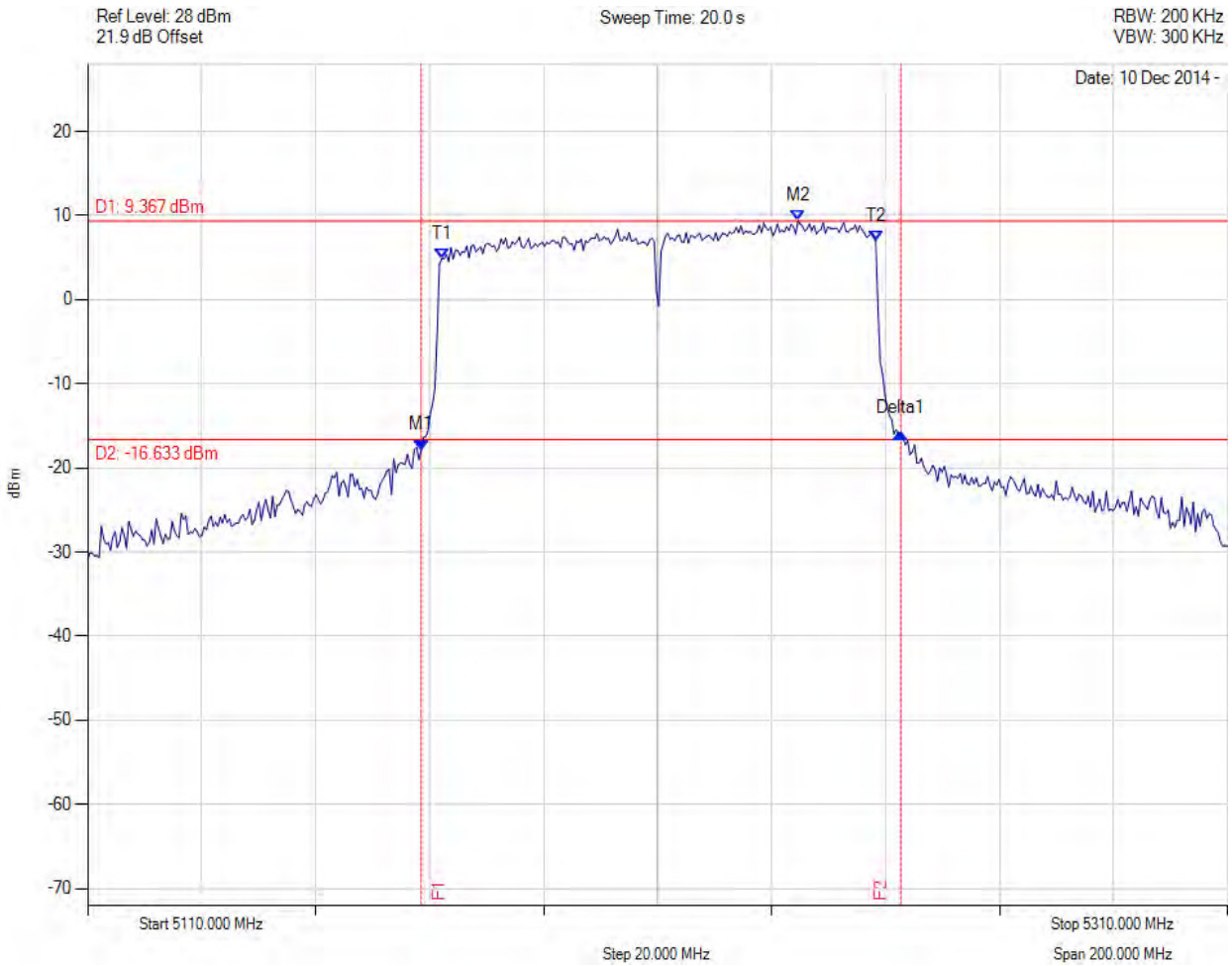

Analyser Setup	Marker:Frequency:Amplitude	Test Results
Detector = MAX PEAK Sweep Count = 0 RF Atten (dB) = 20 Trace Mode = VIEW	M1 : 5168.517 MHz : -17.871 dBm M2 : 5234.649 MHz : 9.367 dBm Delta1 : 84.168 MHz : 2.091 dB T1 : 5172.124 MHz : 4.884 dBm T2 : 5248.277 MHz : 7.008 dBm OBW : 76.152 MHz	Measured 26 dB Bandwidth: 84.168 MHz Measured 99% Bandwidth: 76.152 MHz

Back to Matrix

A.1.2. Peak Power Spectral Density

PEAK POWER SPECTRAL DENSITY

Variant: 5 MHz, Channel: 5157.50 MHz, Chain a, Temp: Ambient, Voltage: 55 Vdc

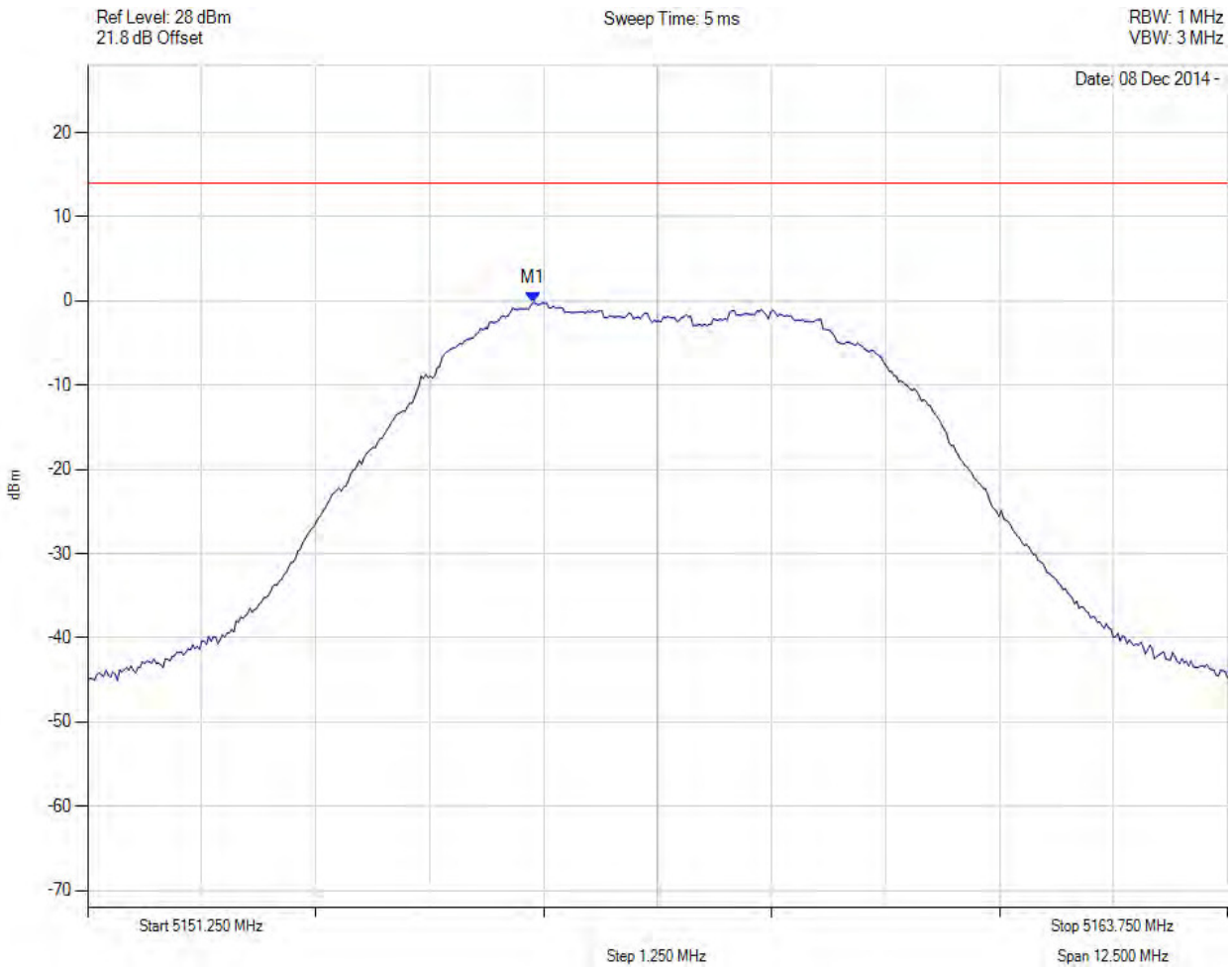

Analyser Setup	Marker:Frequency:Amplitude	Test Results
Detector = RMS Sweep Count = 100 RF Atten (dB) = 20 Trace Mode = VIEW	M1 : 5156.135 MHz : -0.202 dBm	Limit: ≤ 13.990 dBm

Back to Matrix

PEAK POWER SPECTRAL DENSITY

Variant: 5 MHz, Channel: 5157.50 MHz, Chain b, Temp: Ambient, Voltage: 55 Vdc

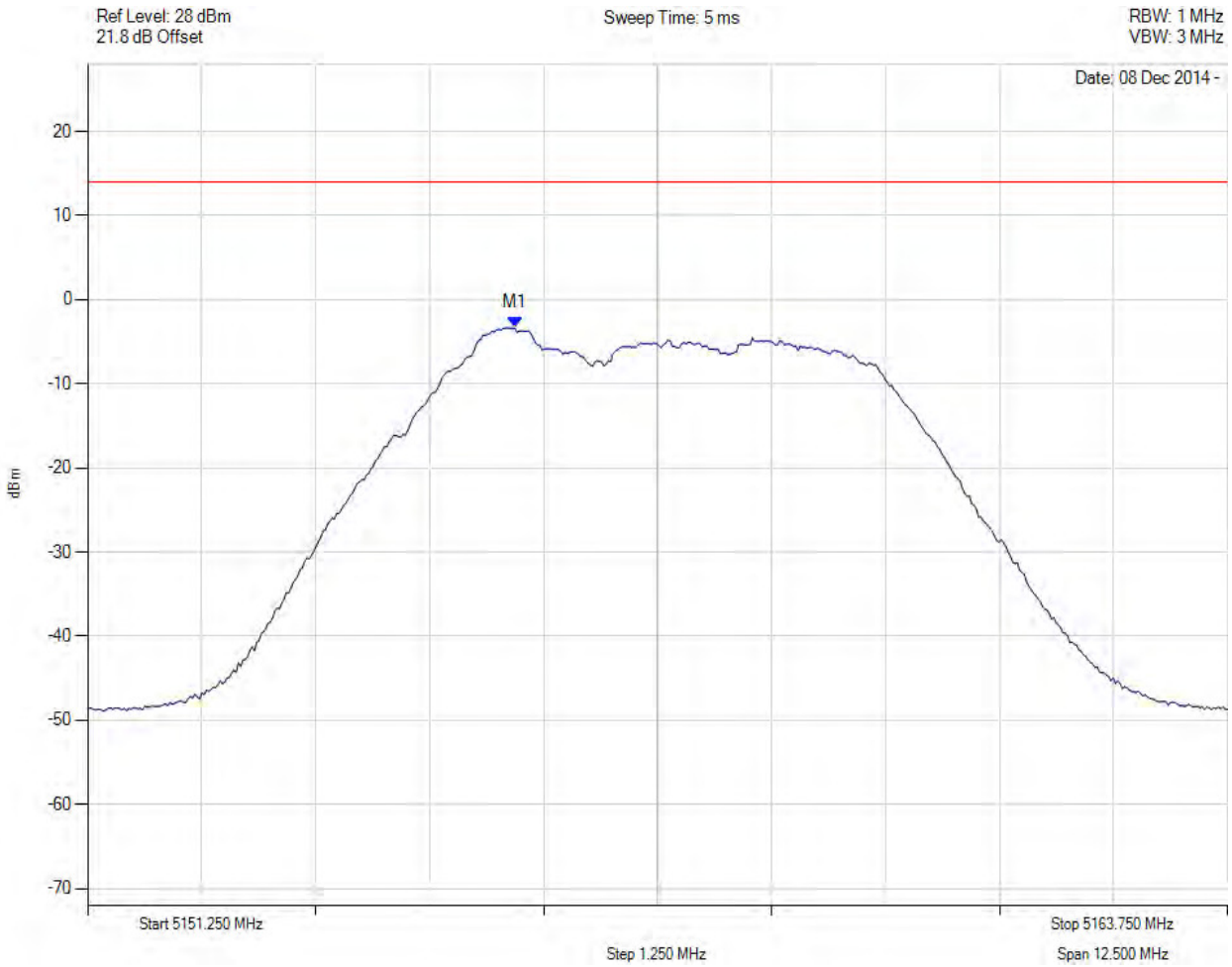

Analyser Setup	Marker:Frequency:Amplitude	Test Results
Detector = RMS Sweep Count = 100 RF Atten (dB) = 20 Trace Mode = VIEW	M1 : 5155.934 MHz : -3.360 dBm	Limit: ≤ 13.990 dBm

Back to Matrix

PEAK POWER SPECTRAL DENSITY

Variant: 5 MHz, Channel: 5157.50 MHz, SUM, Temp: Ambient, Voltage: 55 Vdc

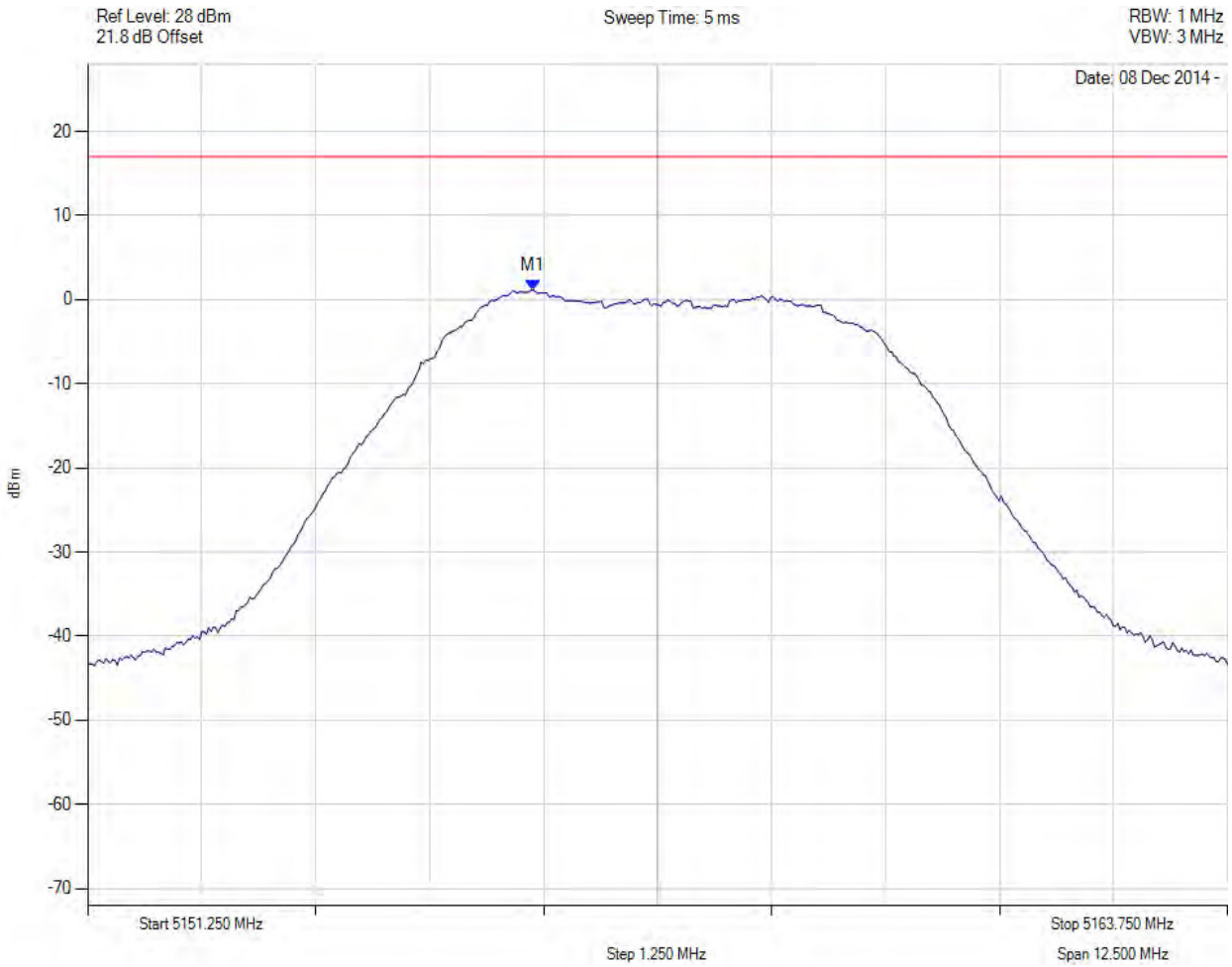

Analyser Setup	Marker:Frequency:Amplitude	Test Results
Detector = RMS Sweep Count = 100 RF Atten (dB) = 20 Trace Mode = VIEW	M1 : 5156 MHz : 1 dBm M1 + DCCF : 5156 MHz : 1.293 dBm Duty Cycle Correction Factor : +0.13 dB	Limit: ≤ 17.0 dBm Margin: -15.7 dB

Back to Matrix

PEAK POWER SPECTRAL DENSITY

Variant: 5 MHz, Channel: 5200.00 MHz, Chain a, Temp: Ambient, Voltage: 55 Vdc

Analyser Setup	Marker:Frequency:Amplitude	Test Results
Detector = RMS Sweep Count = 100 RF Atten (dB) = 20 Trace Mode = VIEW	M1 : 5199.011 MHz : 14.148 dBm	Limit: ≤ 13.990 dBm

Back to Matrix

PEAK POWER SPECTRAL DENSITY

Variant: 5 MHz, Channel: 5200.00 MHz, Chain b, Temp: Ambient, Voltage: 55 Vdc

Analyser Setup	Marker:Frequency:Amplitude	Test Results
Detector = RMS Sweep Count = 100 RF Atten (dB) = 20 Trace Mode = VIEW	M1 : 5198.810 MHz : 13.138 dBm	Channel Frequency: 5200.00 MHz

Back to Matrix

PEAK POWER SPECTRAL DENSITY

Variant: 5 MHz, Channel: 5200.00 MHz, SUM, Temp: Ambient, Voltage: 55 Vdc

Analyser Setup	Marker:Frequency:Amplitude	Test Results
Detector = RMS Sweep Count = 100 RF Atten (dB) = 20 Trace Mode = VIEW	M1 : 5199 MHz : 16 dBm M1 + DCCF : 5199 MHz : 16.561 dBm Duty Cycle Correction Factor : +0.13 dB	Limit: ≤ 17.0 dBm Margin: -0.4 dB

Back to Matrix

PEAK POWER SPECTRAL DENSITY

Variant: 5 MHz, Channel: 5245.00 MHz, Chain a, Temp: Ambient, Voltage: 55 Vdc

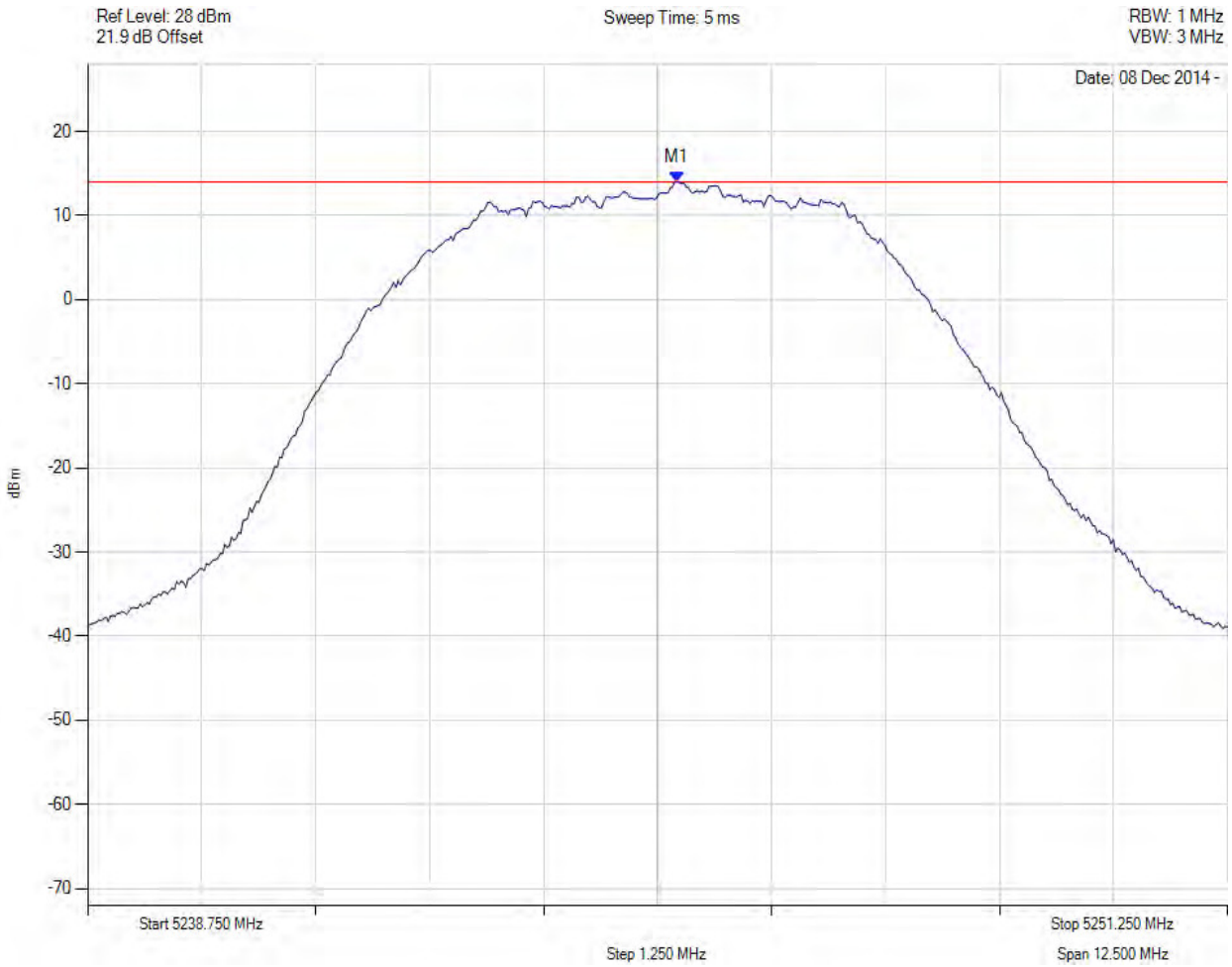

Analyser Setup	Marker:Frequency:Amplitude	Test Results
Detector = RMS Sweep Count = 100 RF Atten (dB) = 20 Trace Mode = VIEW	M1 : 5245.213 MHz : 14.027 dBm	Limit: ≤ 13.990 dBm

Back to Matrix

PEAK POWER SPECTRAL DENSITY

Variant: 5 MHz, Channel: 5245.00 MHz, Chain b, Temp: Ambient, Voltage: 55 Vdc

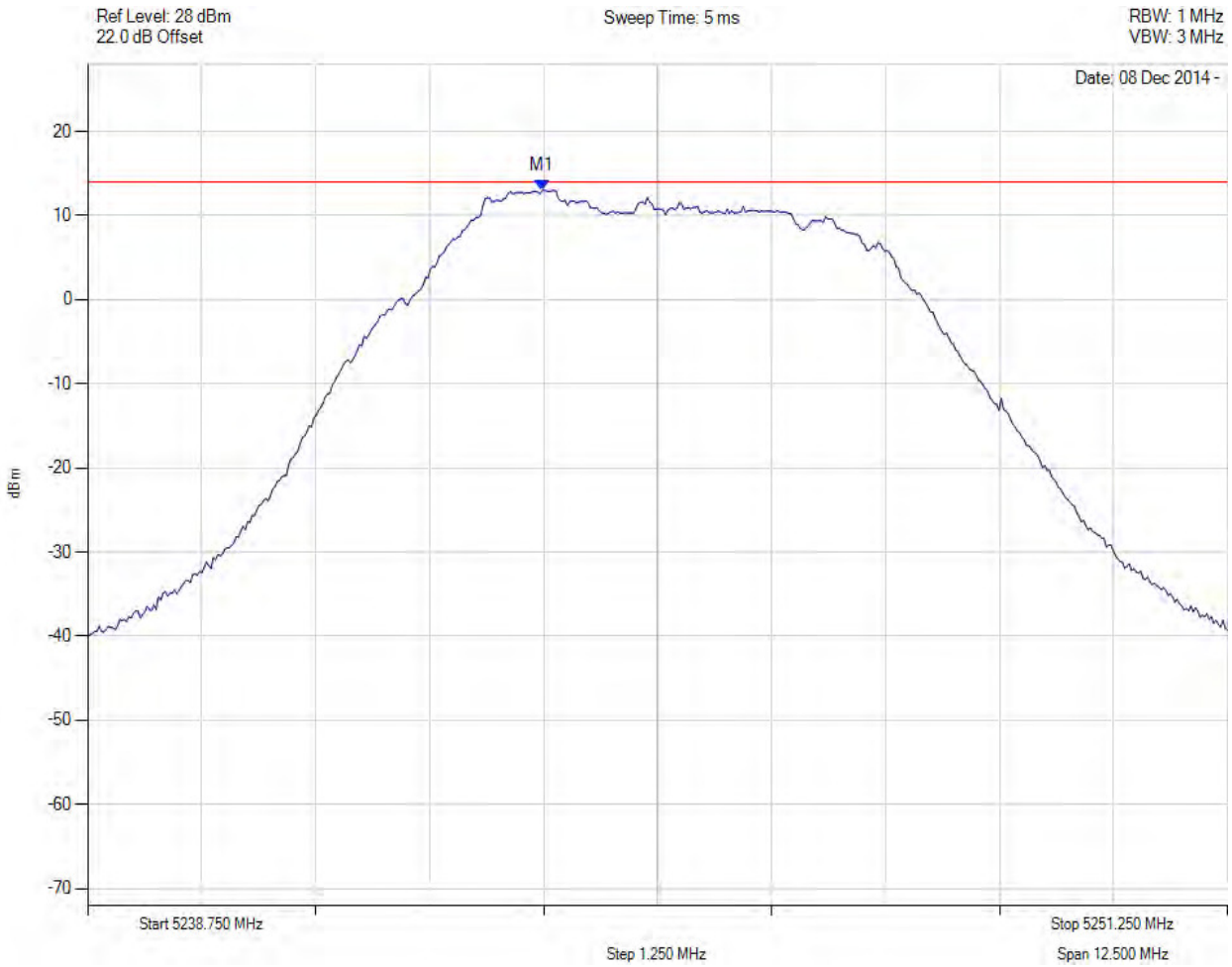

Analyser Setup	Marker:Frequency:Amplitude	Test Results
Detector = RMS Sweep Count = 100 RF Atten (dB) = 20 Trace Mode = VIEW	M1 : 5243.735 MHz : 12.999 dBm	Limit: ≤ 13.990 dBm

Back to Matrix

PEAK POWER SPECTRAL DENSITY

Variant: 5 MHz, Channel: 5245.00 MHz, SUM, Temp: Ambient, Voltage: 55 Vdc

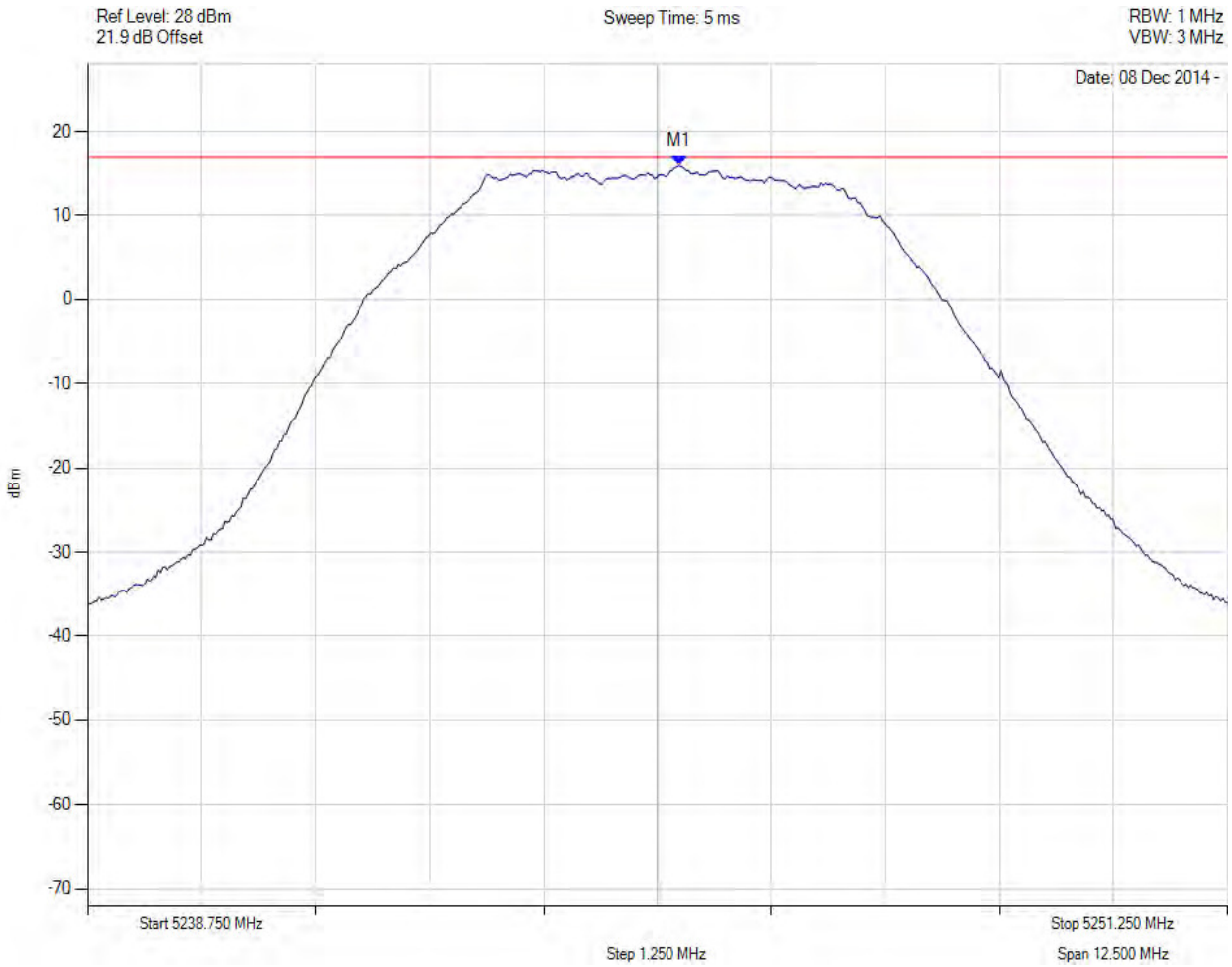

Analyser Setup	Marker:Frequency:Amplitude	Test Results
Detector = RMS Sweep Count = 100 RF Atten (dB) = 20 Trace Mode = VIEW	M1 : 5245 MHz : 16 dBm M1 + DCCF : 5245 MHz : 16.041 dBm Duty Cycle Correction Factor : +0.13 dB	Limit: ≤ 17.0 dBm Margin: -1.0 dB

Back to Matrix

PEAK POWER SPECTRAL DENSITY

Variant: 10 MHz, Channel: 5162.00 MHz, Chain a, Temp: Ambient, Voltage: 55 Vdc

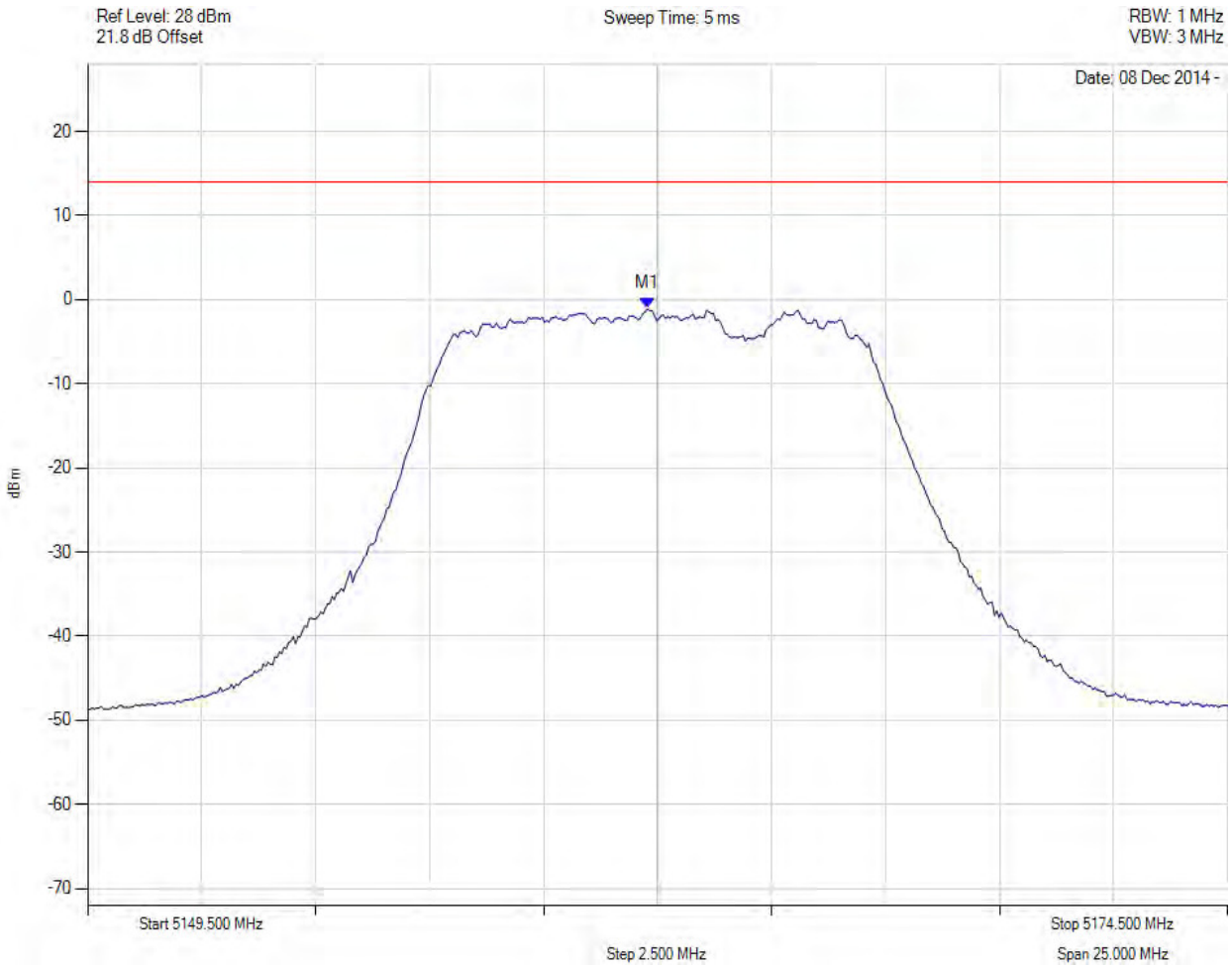

Analyser Setup	Marker:Frequency:Amplitude	Test Results
Detector = RMS Sweep Count = 100 RF Atten (dB) = 20 Trace Mode = VIEW	M1 : 5161.775 MHz : -1.083 dBm	Channel Frequency: 5162.00 MHz

Back to Matrix

PEAK POWER SPECTRAL DENSITY

Variant: 10 MHz, Channel: 5162.00 MHz, Chain b, Temp: Ambient, Voltage: 55 Vdc

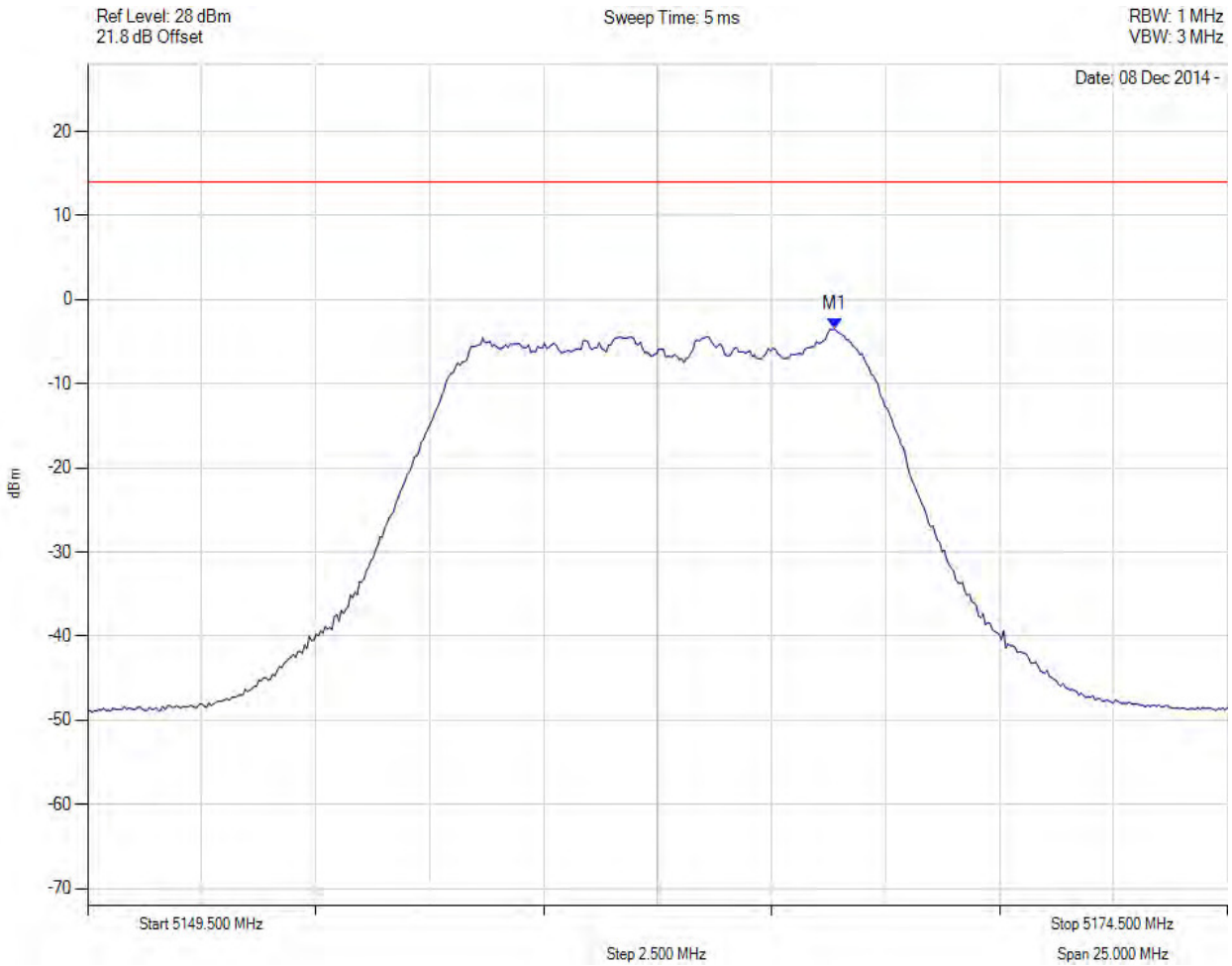

Analyser Setup	Marker:Frequency:Amplitude	Test Results
Detector = RMS Sweep Count = 100 RF Atten (dB) = 20 Trace Mode = VIEW	M1 : 5165.883 MHz : -3.479 dBm	Channel Frequency: 5162.00 MHz

Back to Matrix

PEAK POWER SPECTRAL DENSITY

Variant: 10 MHz, Channel: 5162.00 MHz, SUM, Temp: Ambient, Voltage: 55 Vdc

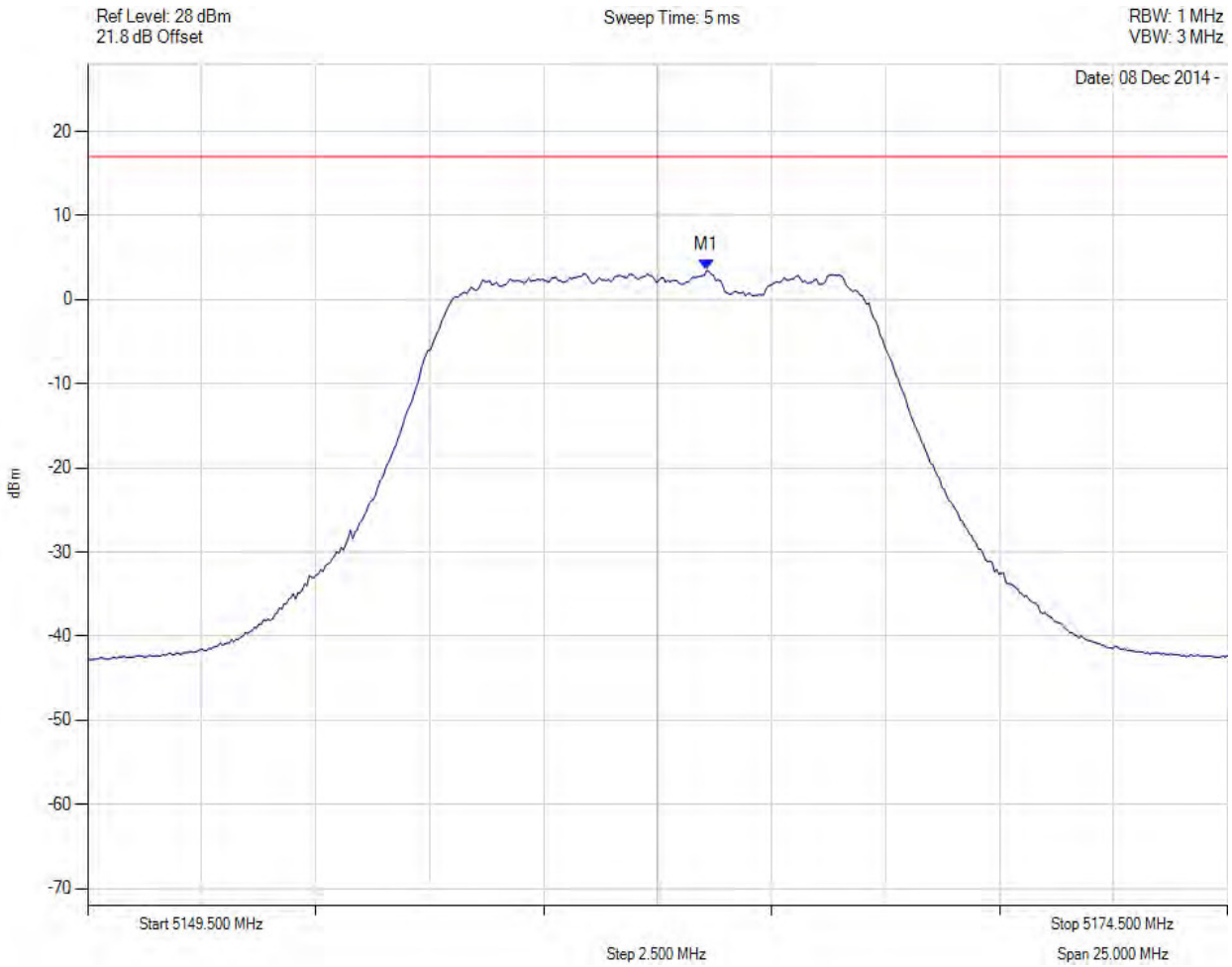

Analyser Setup	Marker:Frequency:Amplitude	Test Results
Detector = RMS Sweep Count = 100 RF Atten (dB) = 20 Trace Mode = VIEW	M1 : 5163 MHz : 4 dBm M1 + DCCF : 5163 MHz : 3.682 dBm Duty Cycle Correction Factor : +0.18 dB	Limit: ≤ 17.0 dBm Margin: -13.3 dB

Back to Matrix

PEAK POWER SPECTRAL DENSITY

Variant: 10 MHz, Channel: 5200.00 MHz, Chain a, Temp: Ambient, Voltage: 55 Vdc

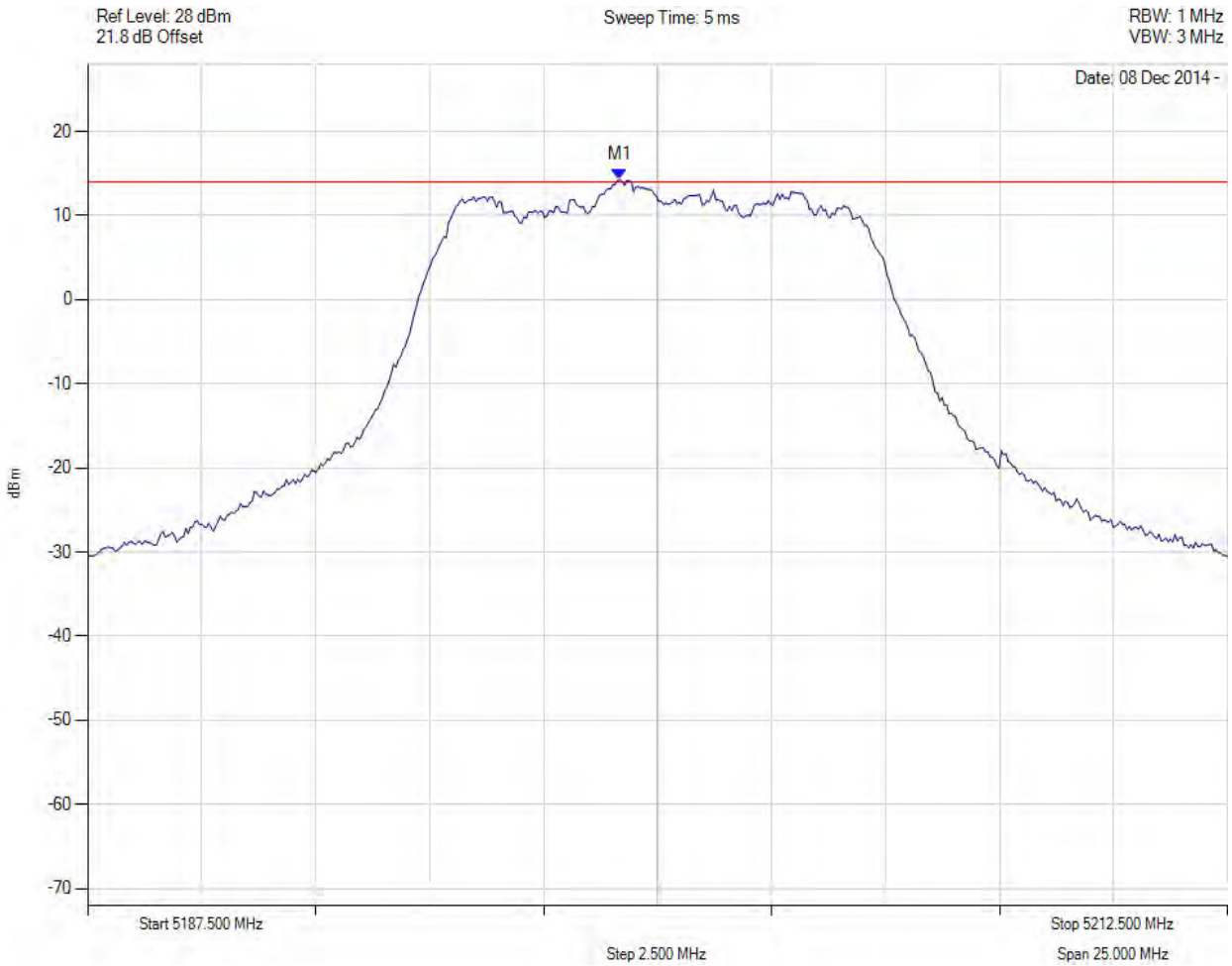

Analyser Setup	Marker:Frequency:Amplitude	Test Results
Detector = RMS Sweep Count = 100 RF Atten (dB) = 20 Trace Mode = VIEW	M1 : 5199.173 MHz : 14.287 dBm	Limit: ≤ 13.990 dBm

Back to Matrix

PEAK POWER SPECTRAL DENSITY

Variant: 10 MHz, Channel: 5200.00 MHz, Chain b, Temp: Ambient, Voltage: 55 Vdc

Analyser Setup	Marker:Frequency:Amplitude	Test Results
Detector = RMS Sweep Count = 100 RF Atten (dB) = 20 Trace Mode = VIEW	M1 : 5196.268 MHz : 12.477 dBm	Channel Frequency: 5200.00 MHz

Back to Matrix

PEAK POWER SPECTRAL DENSITY

Variant: 10 MHz, Channel: 5200.00 MHz, SUM, Temp: Ambient, Voltage: 55 Vdc

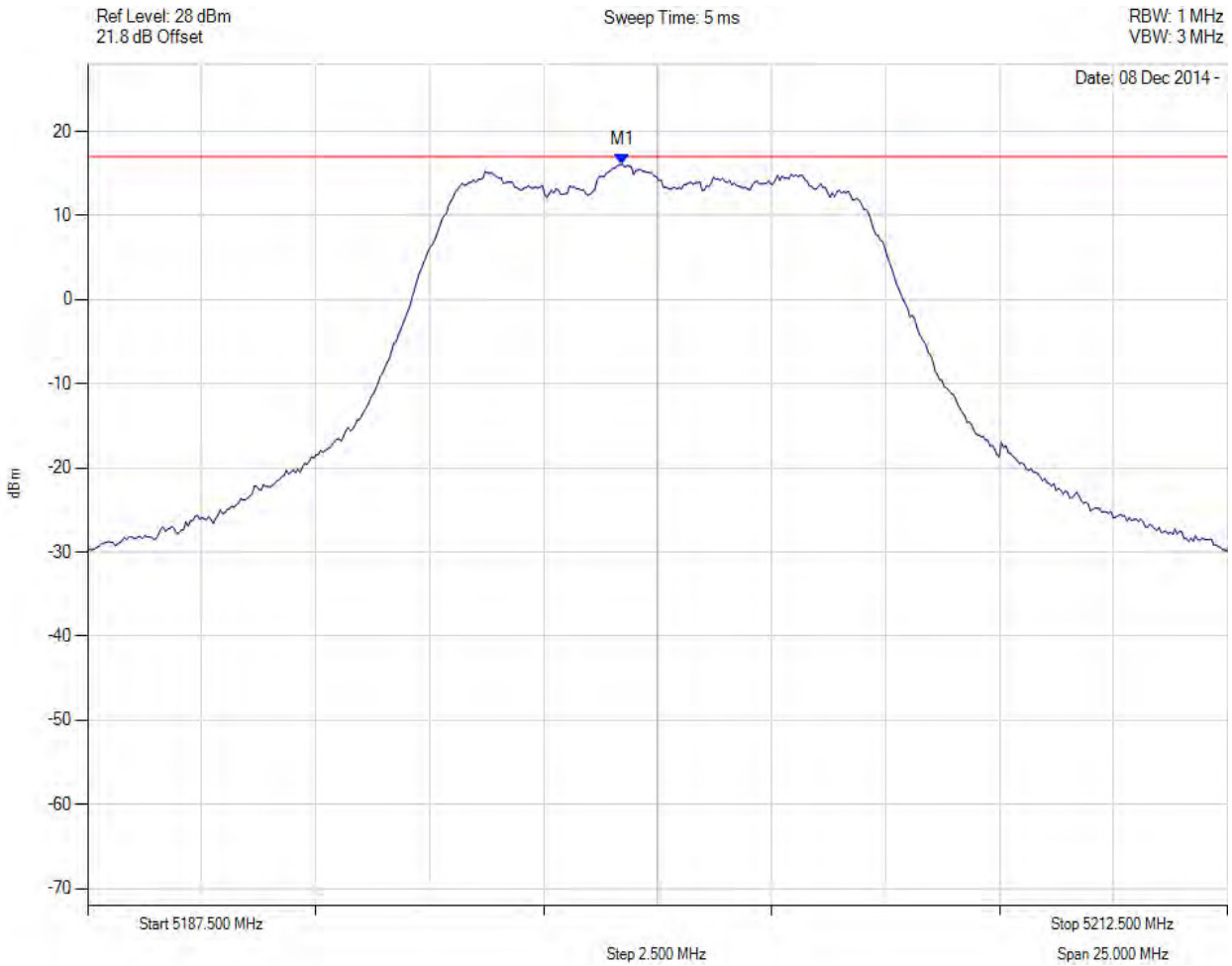

Analyser Setup	Marker:Frequency:Amplitude	Test Results
Detector = RMS Sweep Count = 100 RF Atten (dB) = 20 Trace Mode = VIEW	M1 : 5199 MHz : 16 dBm M1 + DCCF : 5199 MHz : 16.273 dBm Duty Cycle Correction Factor : +0.18 dB	Limit: ≤ 17.0 dBm Margin: -0.7 dB

Back to Matrix

PEAK POWER SPECTRAL DENSITY

Variant: 10 MHz, Channel: 5245.00 MHz, Chain a, Temp: Ambient, Voltage: 55 Vdc

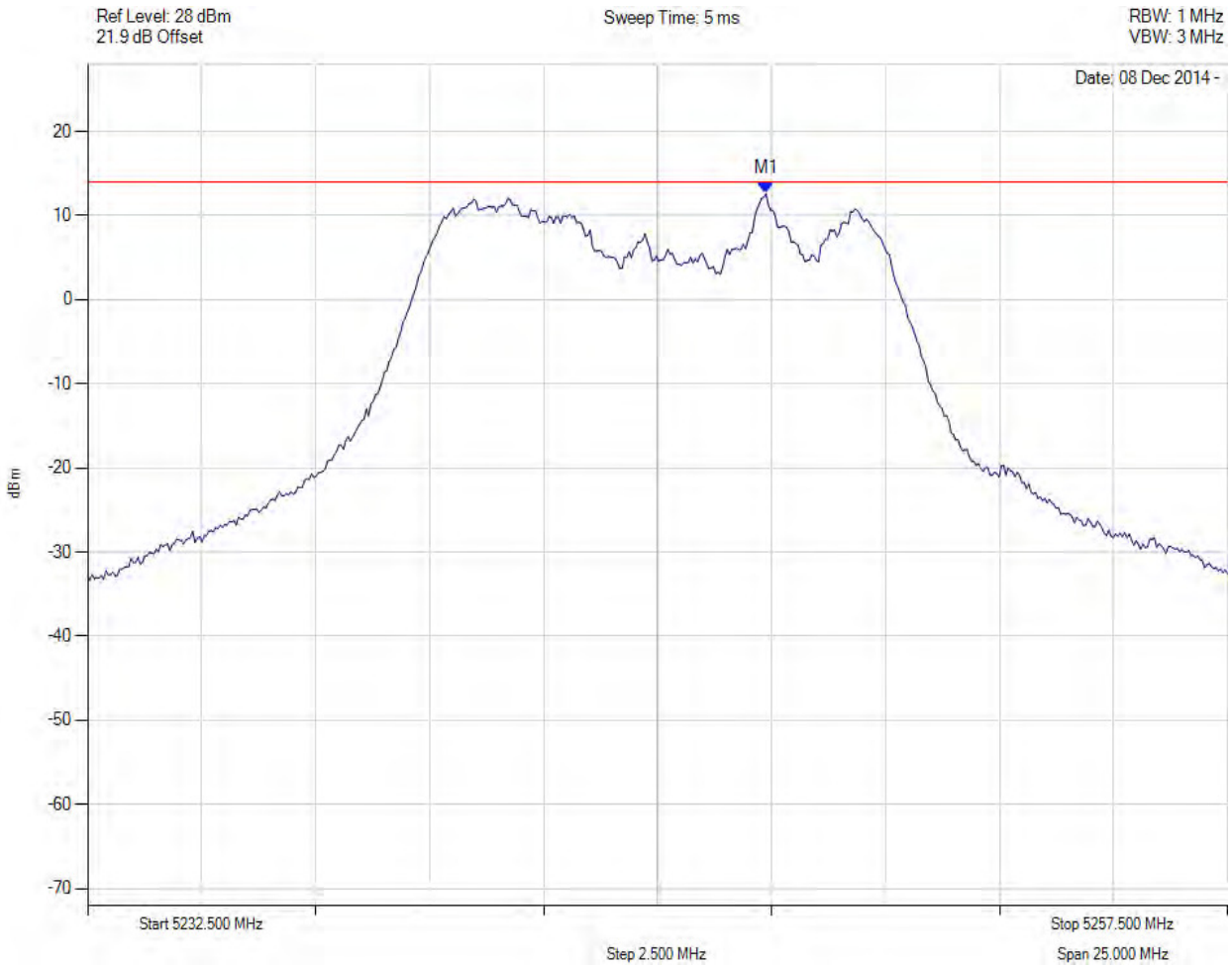

Analyser Setup	Marker:Frequency:Amplitude	Test Results
Detector = RMS Sweep Count = 100 RF Atten (dB) = 20 Trace Mode = VIEW	M1 : 5247.380 MHz : 12.599 dBm	Limit: ≤ 13.990 dBm

Back to Matrix

PEAK POWER SPECTRAL DENSITY

Variant: 10 MHz, Channel: 5245.00 MHz, Chain b, Temp: Ambient, Voltage: 55 Vdc

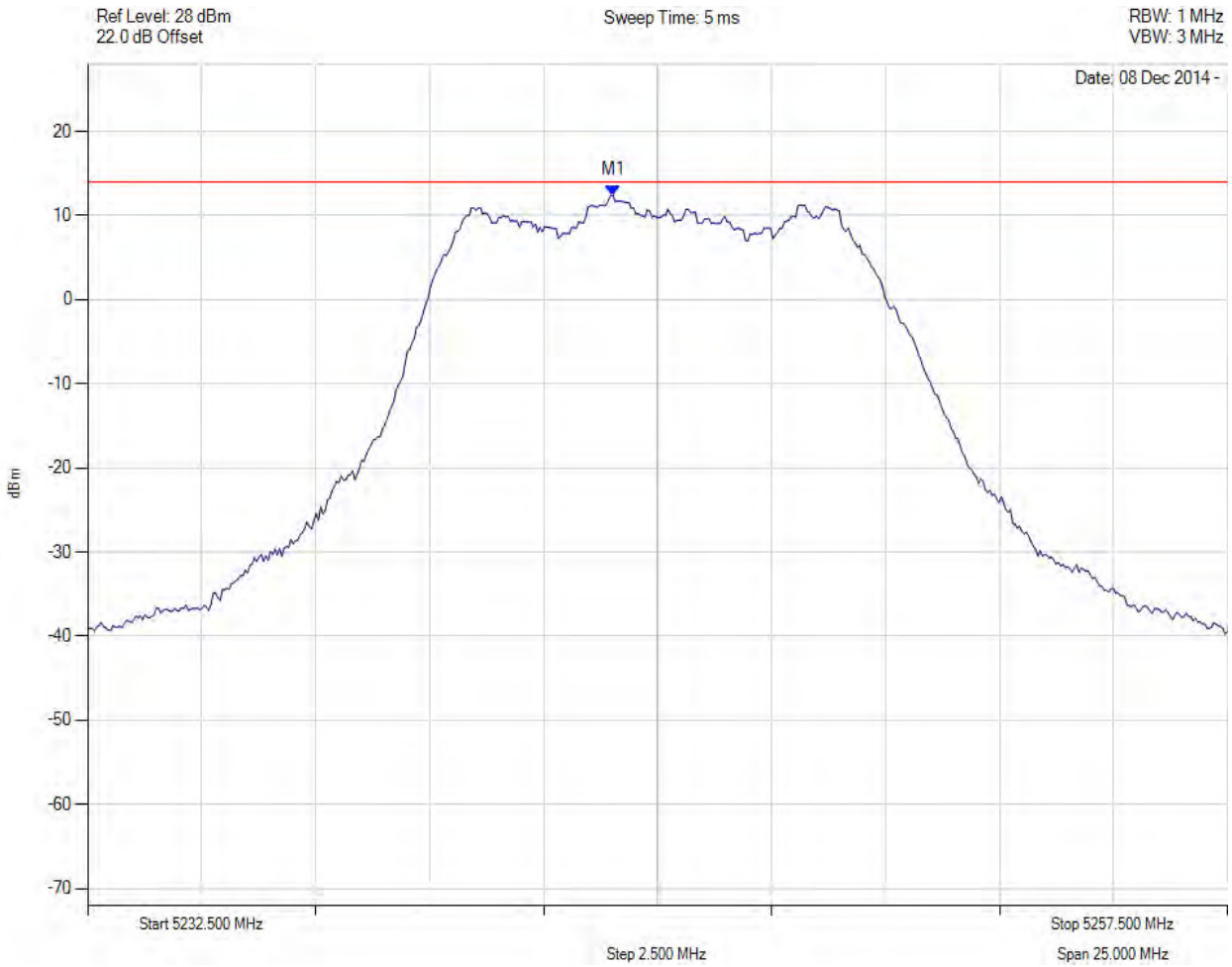

Analyser Setup	Marker:Frequency:Amplitude	Test Results
Detector = RMS Sweep Count = 100 RF Atten (dB) = 20 Trace Mode = VIEW	M1 : 5244.023 MHz : 12.429 dBm	Limit: ≤ 13.990 dBm

Back to Matrix

PEAK POWER SPECTRAL DENSITY

Variant: 10 MHz, Channel: 5245.00 MHz, SUM, Temp: Ambient, Voltage: 55 Vdc

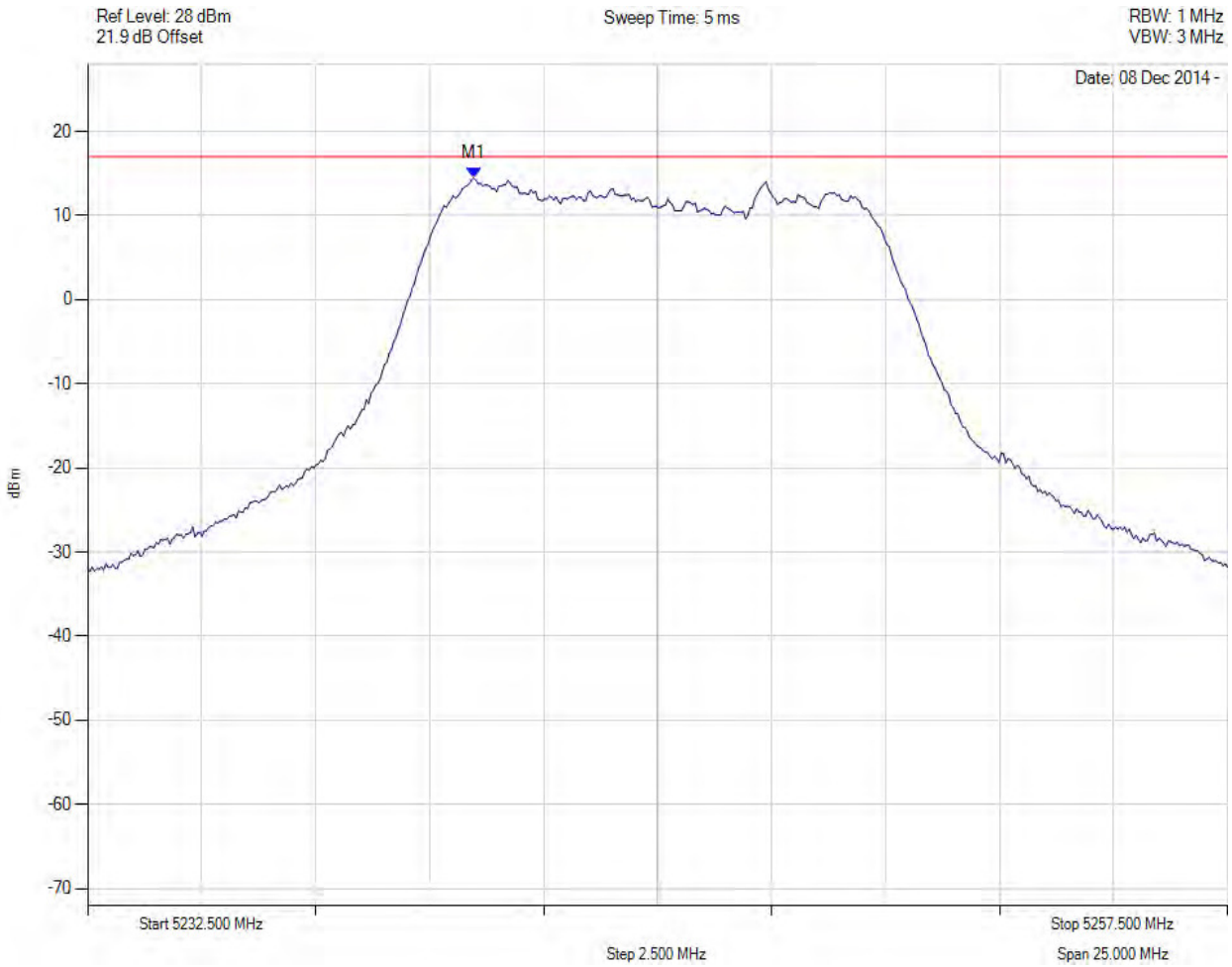

Analyser Setup	Marker:Frequency:Amplitude	Test Results
Detector = RMS Sweep Count = 100 RF Atten (dB) = 20 Trace Mode = VIEW	M1 : 5241 MHz : 14 dBm M1 + DCCF : 5241 MHz : 14.655 dBm Duty Cycle Correction Factor : +0.18 dB	Limit: ≤ 17.0 dBm Margin: -2.4 dB

Back to Matrix

PEAK POWER SPECTRAL DENSITY

Variant: 20 MHz, Channel: 5165.00 MHz, Chain a, Temp: Ambient, Voltage: 55 Vdc

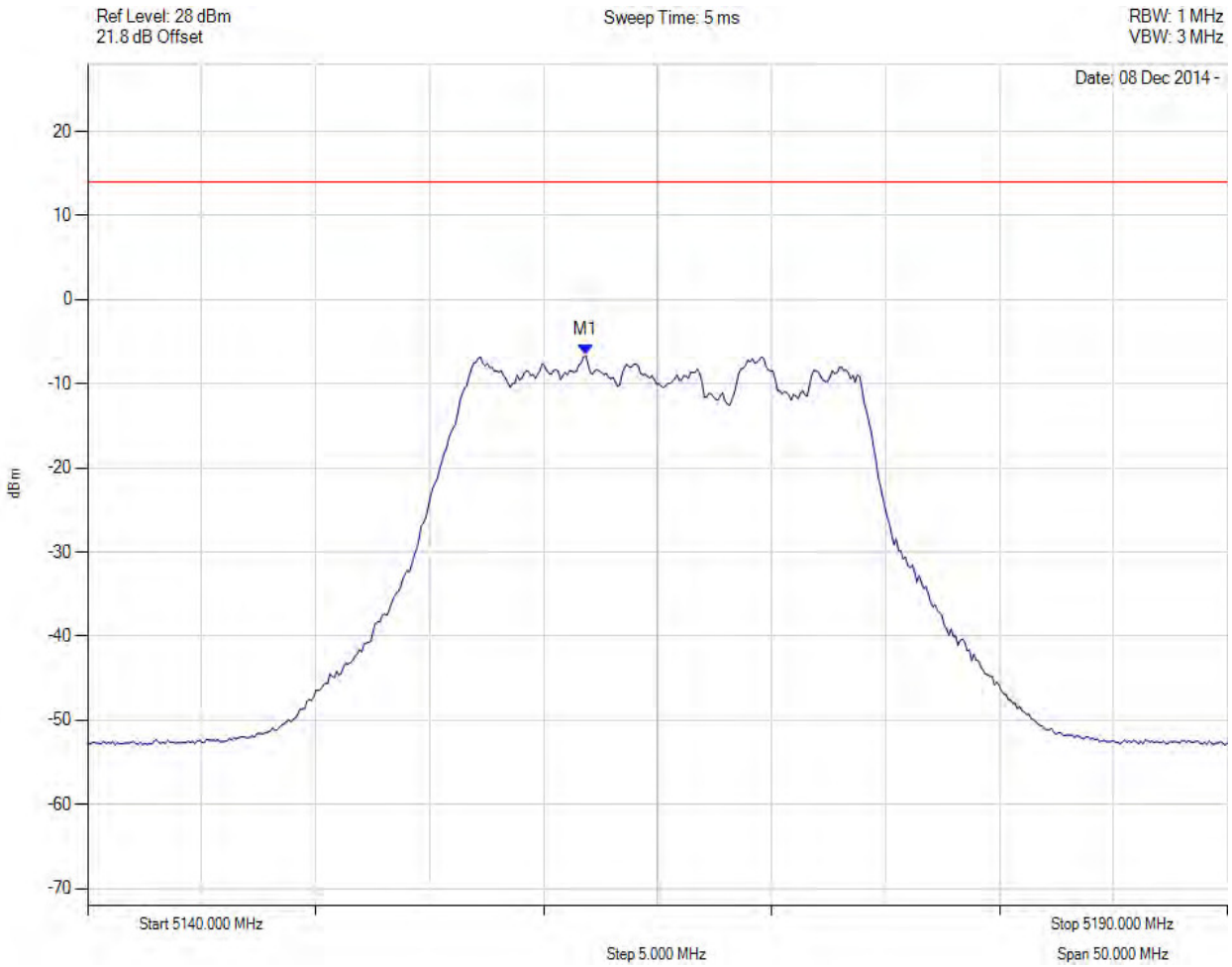

Analyser Setup	Marker:Frequency:Amplitude	Test Results
Detector = RMS Sweep Count = 100 RF Atten (dB) = 20 Trace Mode = VIEW	M1 : 5161.844 MHz : -6.604 dBm	Limit: ≤ 13.990 dBm

Back to Matrix

PEAK POWER SPECTRAL DENSITY

Variant: 20 MHz, Channel: 5165.00 MHz, Chain b, Temp: Ambient, Voltage: 55 Vdc

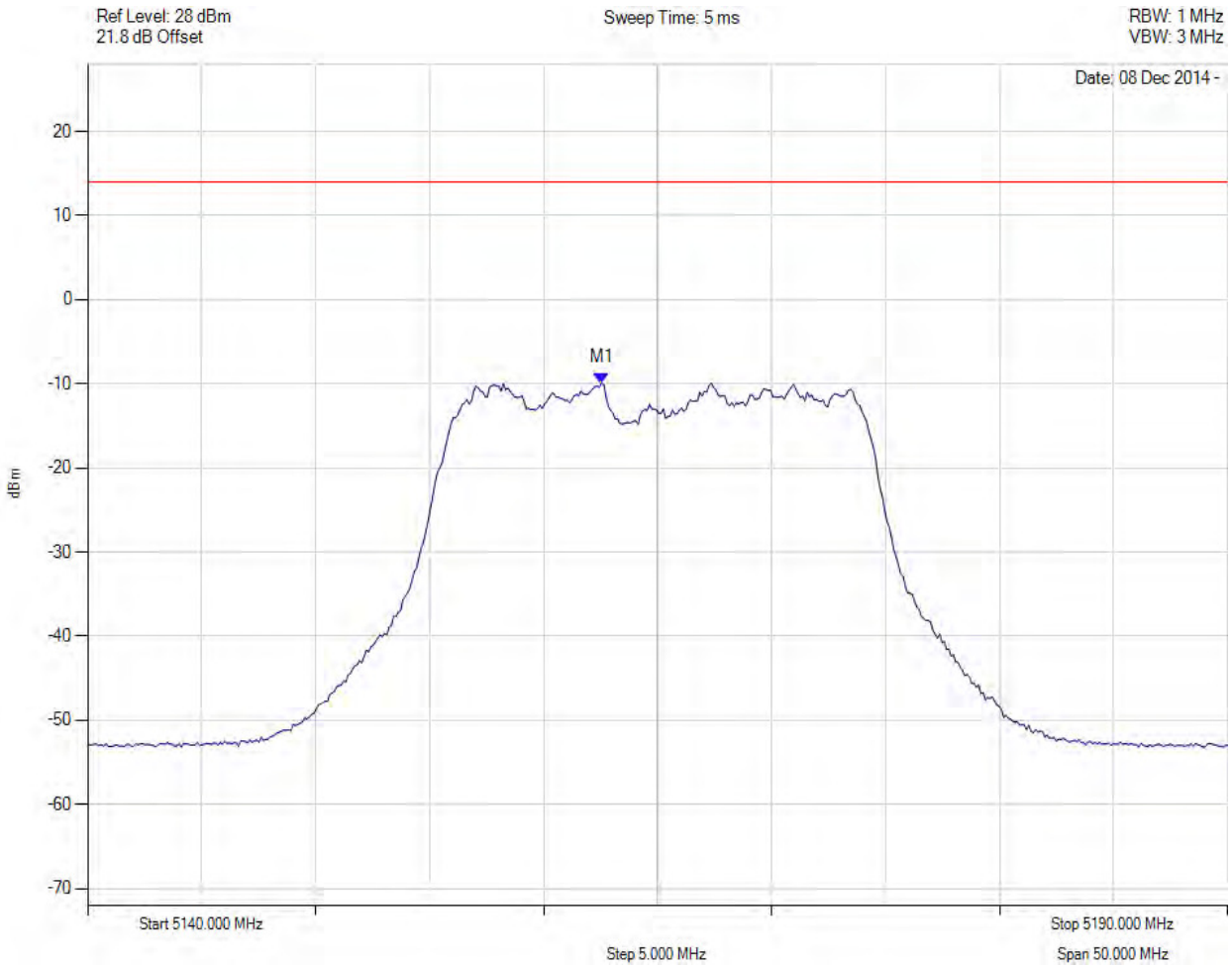

Analyser Setup	Marker:Frequency:Amplitude	Test Results
Detector = RMS Sweep Count = 100 RF Atten (dB) = 20 Trace Mode = VIEW	M1 : 5162.545 MHz : -9.886 dBm	Limit: ≤ 13.990 dBm

Back to Matrix

PEAK POWER SPECTRAL DENSITY

Variant: 20 MHz, Channel: 5165.00 MHz, SUM, Temp: Ambient, Voltage: 55 Vdc

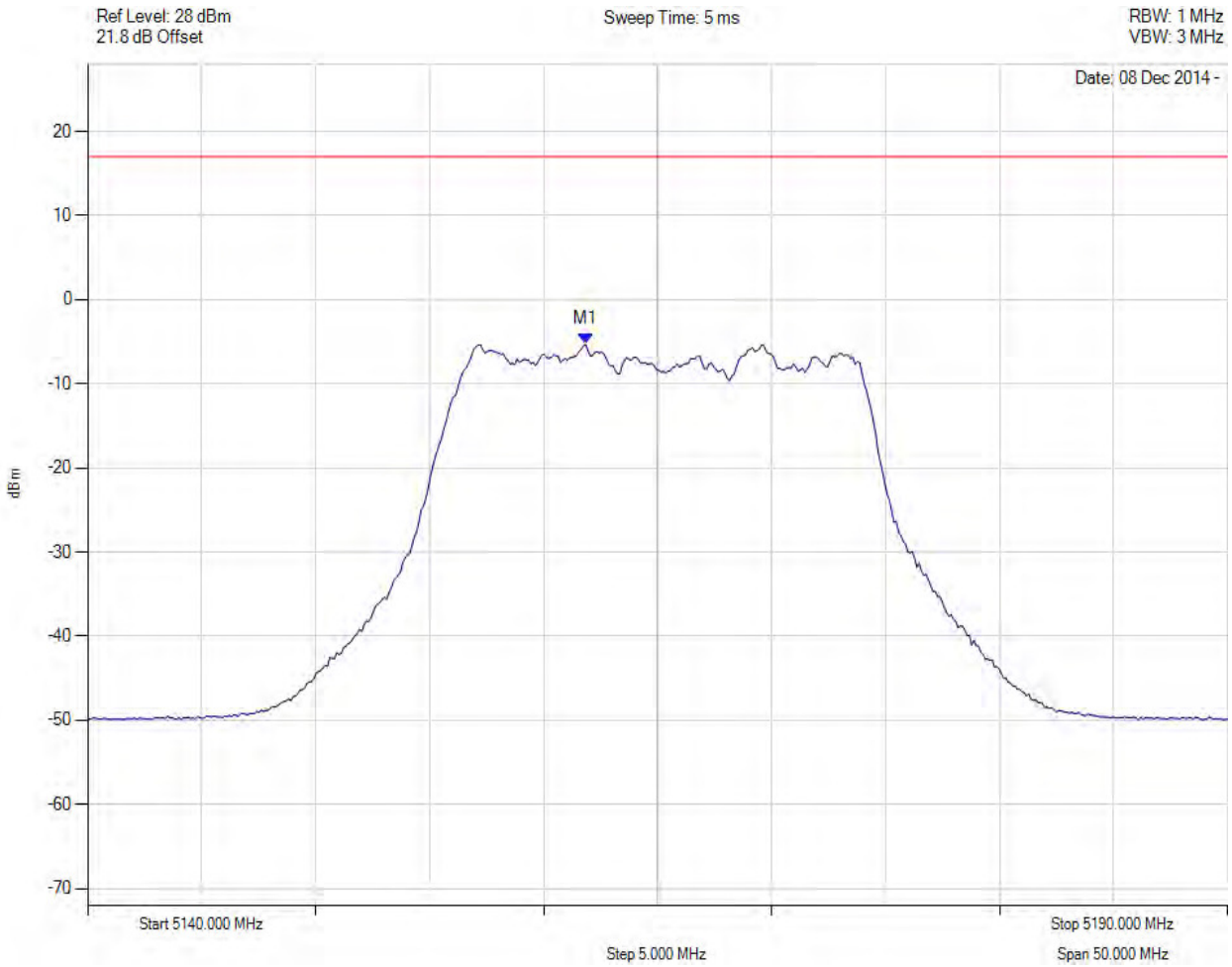

Analyser Setup	Marker:Frequency:Amplitude	Test Results
Detector = RMS Sweep Count = 100 RF Atten (dB) = 20 Trace Mode = VIEW	M1 : 5162 MHz : -5 dBm M1 + DCCF : 5162 MHz : -5.135 dBm Duty Cycle Correction Factor : +0.18 dB	Limit: ≤ 17.0 dBm Margin: -22.1 dB

Back to Matrix

PEAK POWER SPECTRAL DENSITY

Variant: 20 MHz, Channel: 5200.00 MHz, Chain a, Temp: Ambient, Voltage: 55 Vdc

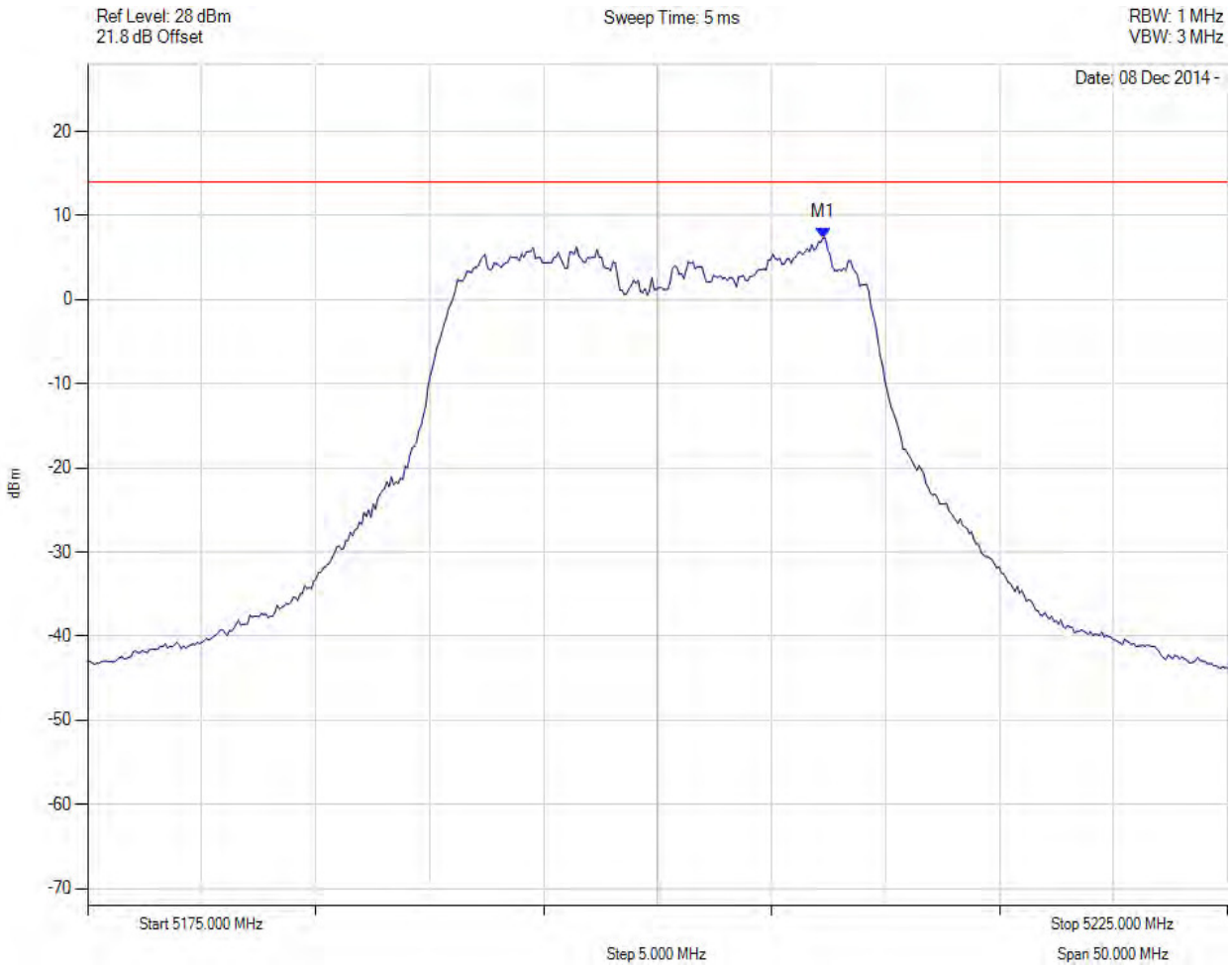

Analyser Setup	Marker:Frequency:Amplitude	Test Results
Detector = RMS Sweep Count = 100 RF Atten (dB) = 20 Trace Mode = VIEW	M1 : 5207.265 MHz : 7.372 dBm	Limit: ≤ 13.990 dBm

Back to Matrix

PEAK POWER SPECTRAL DENSITY

Variant: 20 MHz, Channel: 5200.00 MHz, Chain b, Temp: Ambient, Voltage: 55 Vdc

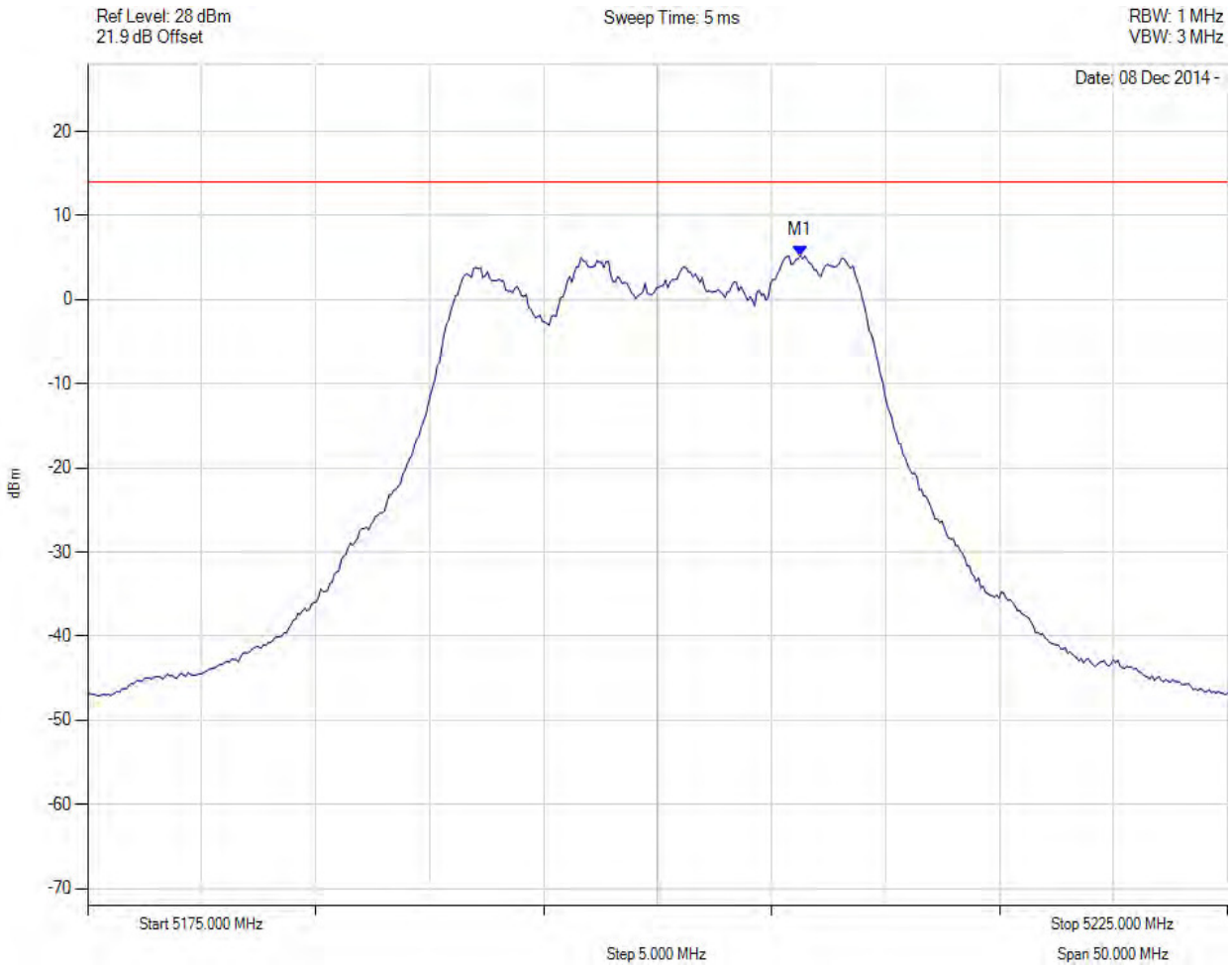

Analyser Setup	Marker:Frequency:Amplitude	Test Results
Detector = RMS Sweep Count = 100 RF Atten (dB) = 20 Trace Mode = VIEW	M1 : 5206.263 MHz : 5.264 dBm	Channel Frequency: 5200.00 MHz

Back to Matrix

PEAK POWER SPECTRAL DENSITY

Variant: 20 MHz, Channel: 5200.00 MHz, SUM, Temp: Ambient, Voltage: 55 Vdc

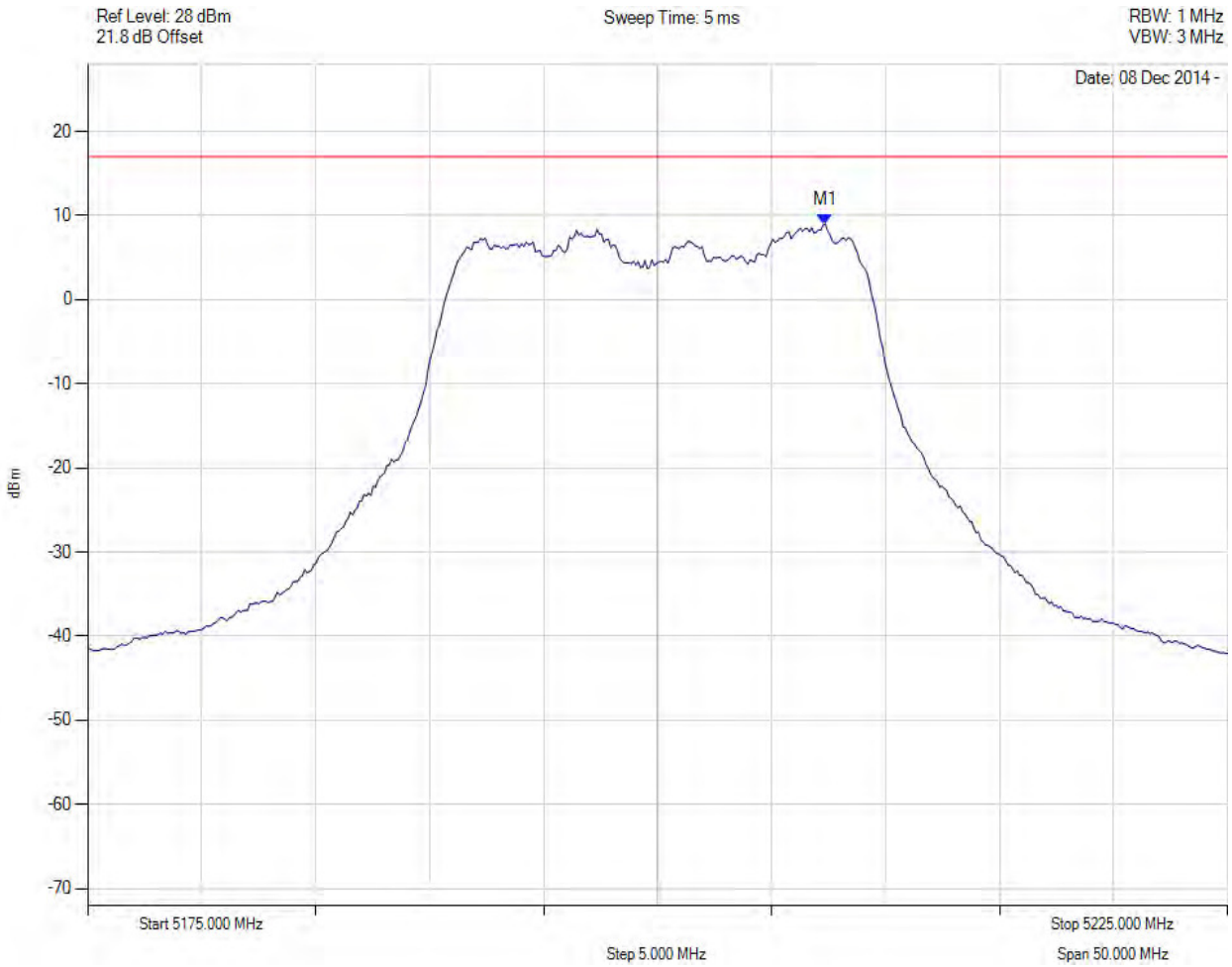

Analyser Setup	Marker:Frequency:Amplitude	Test Results
Detector = RMS Sweep Count = 100 RF Atten (dB) = 20 Trace Mode = VIEW	M1 : 5207 MHz : 9 dBm M1 + DCCF : 5207 MHz : 9.166 dBm Duty Cycle Correction Factor : +0.18 dB	Limit: ≤ 17.0 dBm Margin: -7.8 dB

Back to Matrix

PEAK POWER SPECTRAL DENSITY

Variant: 20 MHz, Channel: 5240.00 MHz, Chain a, Temp: Ambient, Voltage: 55 Vdc

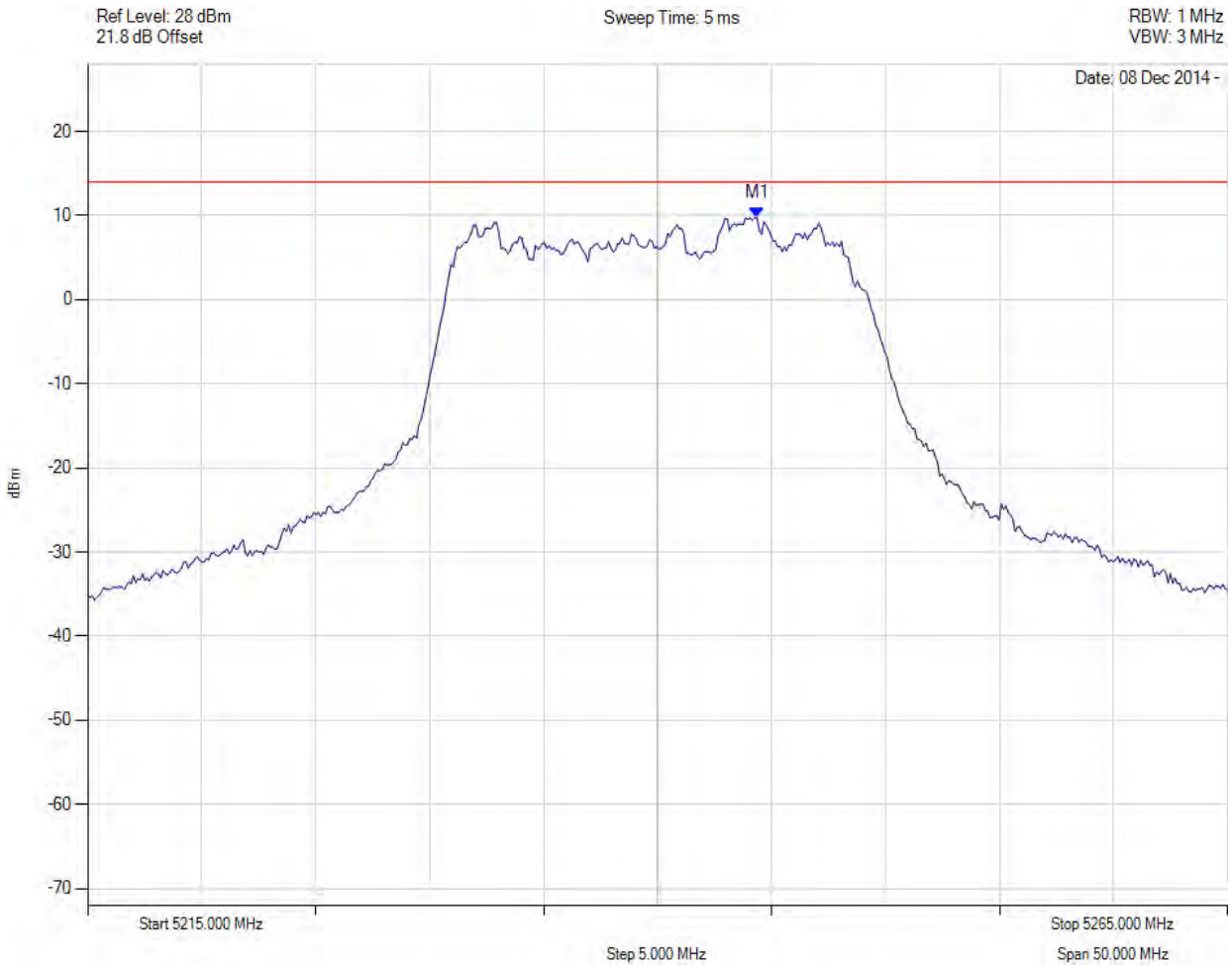

Analyser Setup	Marker:Frequency:Amplitude	Test Results
Detector = RMS Sweep Count = 100 RF Atten (dB) = 20 Trace Mode = VIEW	M1 : 5244.359 MHz : 9.749 dBm	Limit: ≤ 13.990 dBm

Back to Matrix

PEAK POWER SPECTRAL DENSITY

Variant: 20 MHz, Channel: 5240.00 MHz, Chain b, Temp: Ambient, Voltage: 55 Vdc

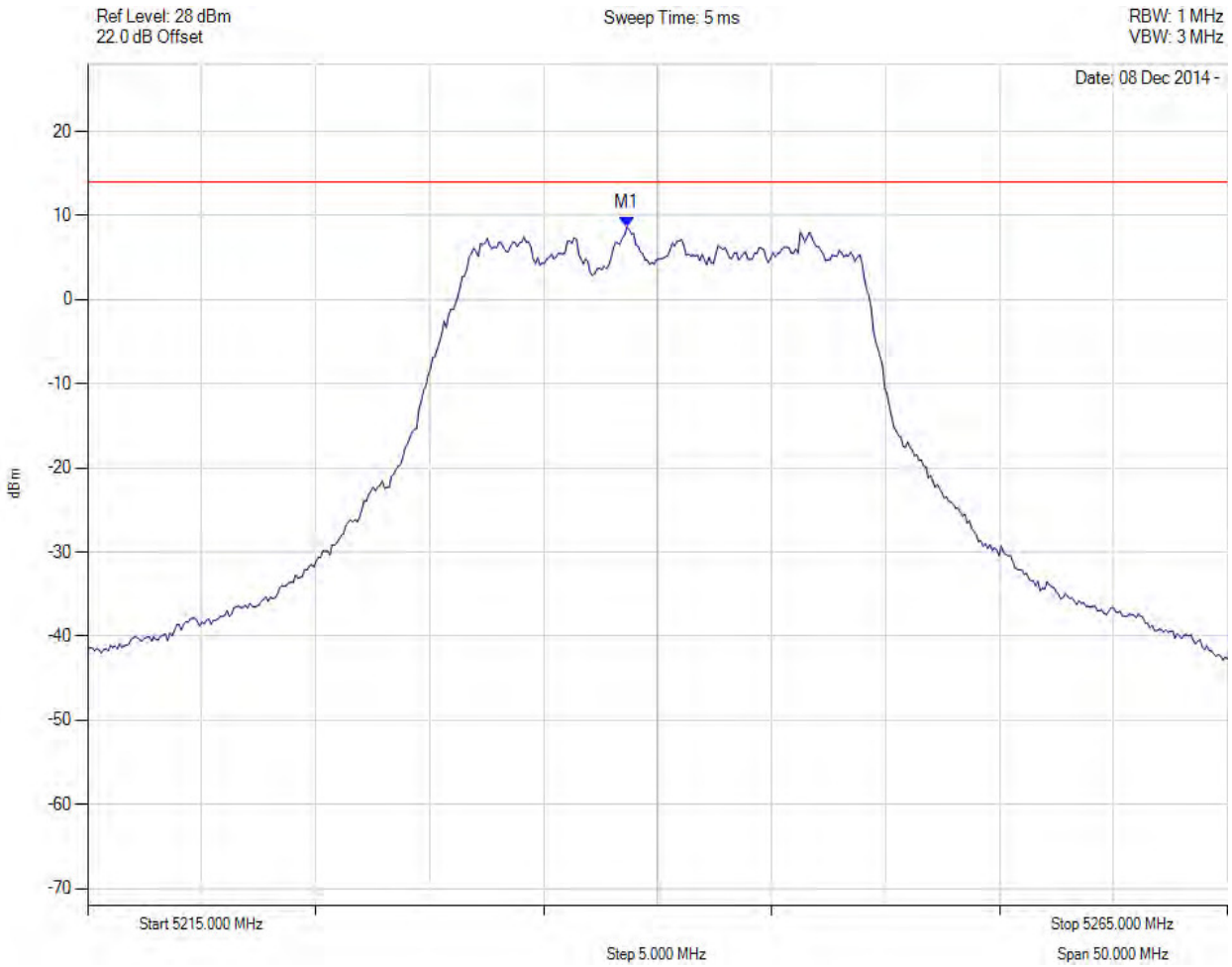

Analyser Setup	Marker:Frequency:Amplitude	Test Results
Detector = RMS Sweep Count = 100 RF Atten (dB) = 20 Trace Mode = VIEW	M1 : 5238.647 MHz : 8.597 dBm	Limit: ≤ 13.990 dBm

Back to Matrix

PEAK POWER SPECTRAL DENSITY

Variant: 20 MHz, Channel: 5240.00 MHz, SUM, Temp: Ambient, Voltage: 55 Vdc

Analyser Setup	Marker:Frequency:Amplitude	Test Results
Detector = RMS Sweep Count = 100 RF Atten (dB) = 20 Trace Mode = VIEW	M1 : 5243 MHz : 11 dBm M1 + DCCF : 5243 MHz : 11.448 dBm Duty Cycle Correction Factor : +0.18 dB	Limit: ≤ 17.0 dBm Margin: -5.6 dB

Back to Matrix

PEAK POWER SPECTRAL DENSITY

Variant: 40 MHz, Channel: 5172.00 MHz, Chain a, Temp: Ambient, Voltage: 55 Vdc

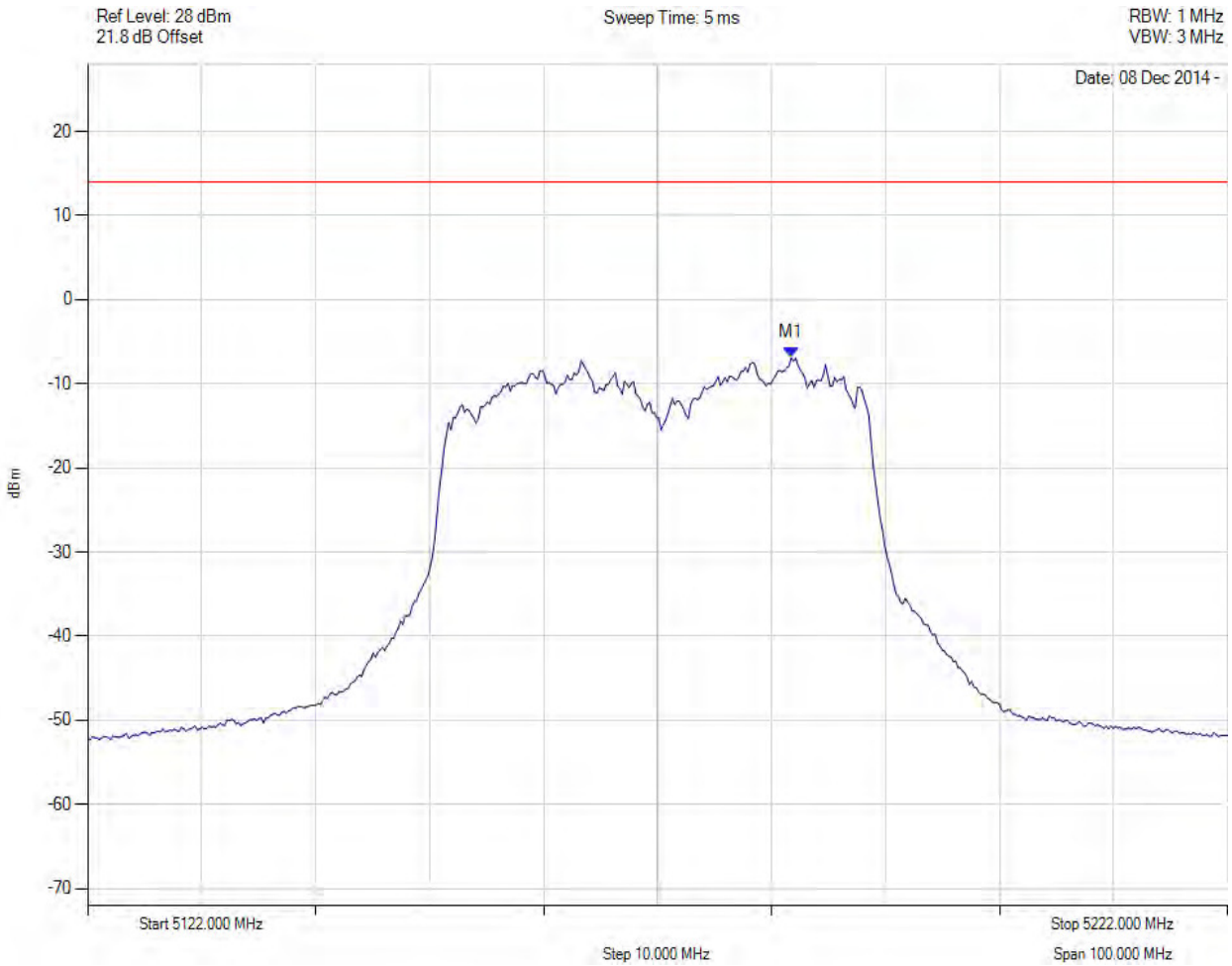

Analyser Setup	Marker:Frequency:Amplitude	Test Results
Detector = RMS Sweep Count = 100 RF Atten (dB) = 20 Trace Mode = VIEW	M1 : 5183.723 MHz : -6.910 dBm	Limit: ≤ 13.990 dBm

Back to Matrix

PEAK POWER SPECTRAL DENSITY

Variant: 40 MHz, Channel: 5172.00 MHz, Chain b, Temp: Ambient, Voltage: 55 Vdc

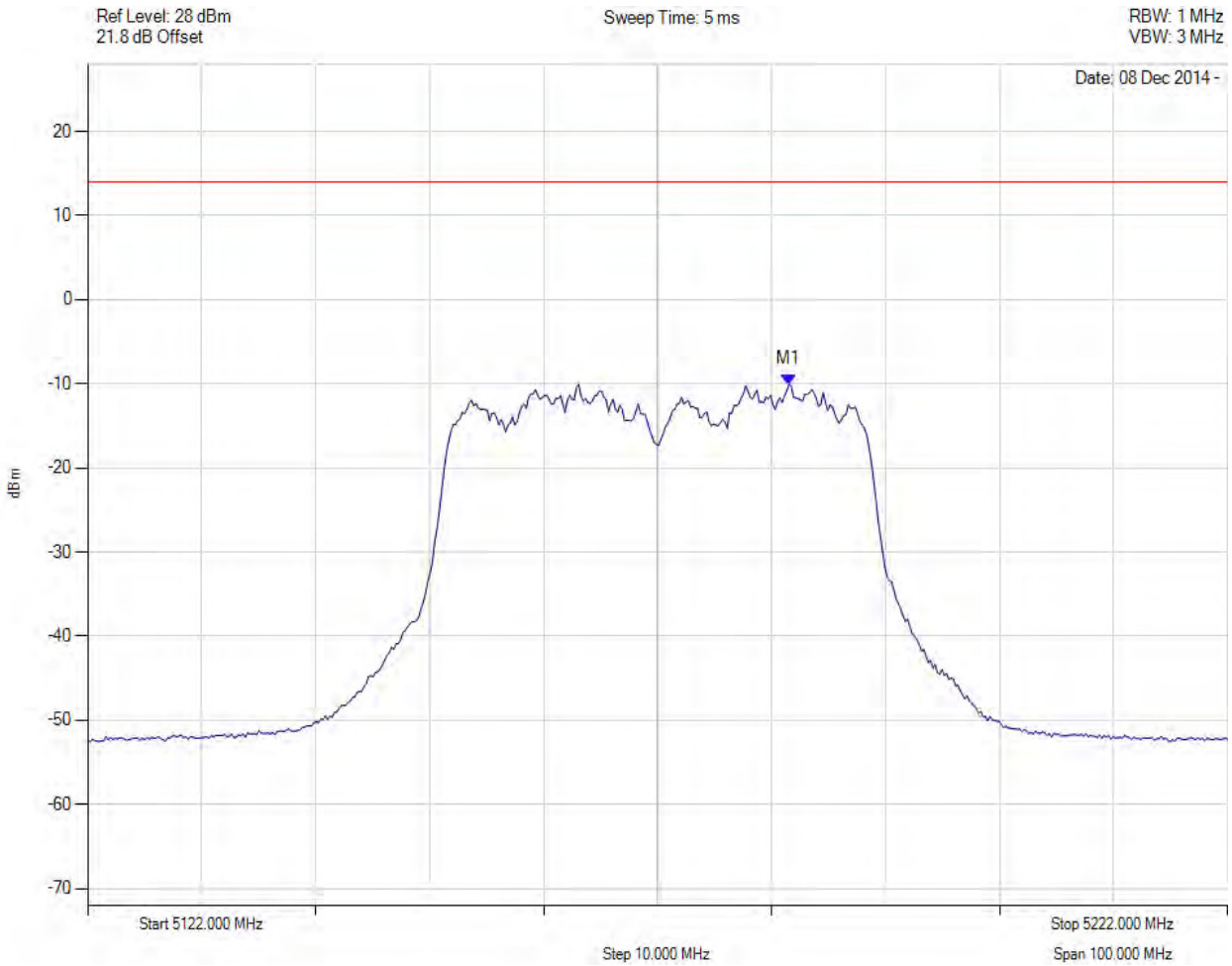

Analyser Setup	Marker:Frequency:Amplitude	Test Results
Detector = RMS Sweep Count = 100 RF Atten (dB) = 20 Trace Mode = VIEW	M1 : 5183.523 MHz : -10.062 dBm	Limit: ≤ 13.990 dBm

Back to Matrix

PEAK POWER SPECTRAL DENSITY

Variant: 40 MHz, Channel: 5172.00 MHz, SUM, Temp: Ambient, Voltage: 55 Vdc

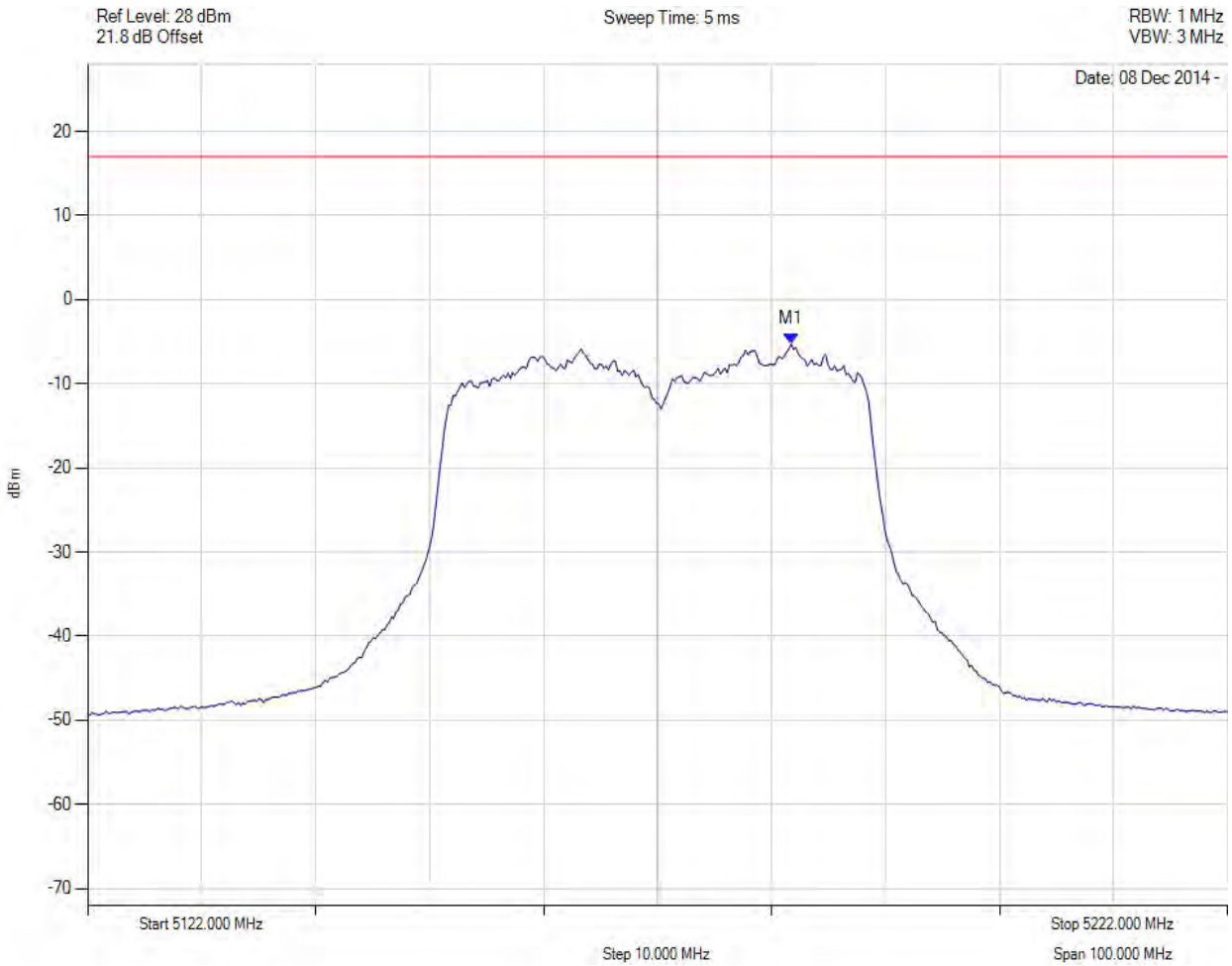

Analyser Setup	Marker:Frequency:Amplitude	Test Results
Detector = RMS Sweep Count = 100 RF Atten (dB) = 20 Trace Mode = VIEW	M1 : 5184 MHz : -5 dBm M1 + DCCF : 5184 MHz : -4.996 dBm Duty Cycle Correction Factor : +0.27 dB	Limit: ≤ 17.0 dBm Margin: -22.0 dB

Back to Matrix

PEAK POWER SPECTRAL DENSITY

Variant: 40 MHz, Channel: 5200.00 MHz, Chain a, Temp: Ambient, Voltage: 55 Vdc

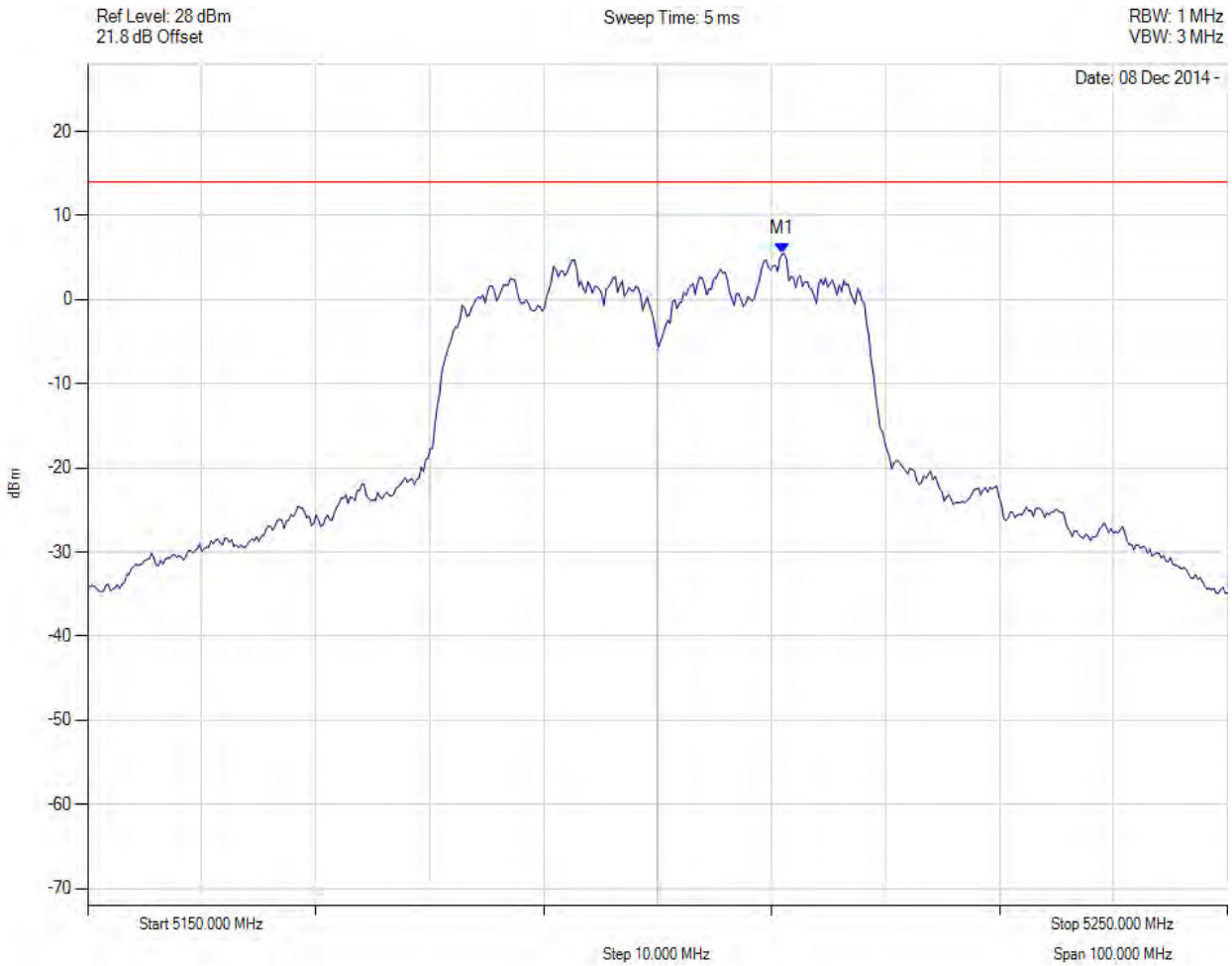

Analyser Setup	Marker:Frequency:Amplitude	Test Results
Detector = RMS Sweep Count = 100 RF Atten (dB) = 20 Trace Mode = VIEW	M1 : 5210.922 MHz : 5.458 dBm	Limit: ≤ 13.990 dBm

Back to Matrix

PEAK POWER SPECTRAL DENSITY

Variant: 40 MHz, Channel: 5200.00 MHz, Chain b, Temp: Ambient, Voltage: 55 Vdc

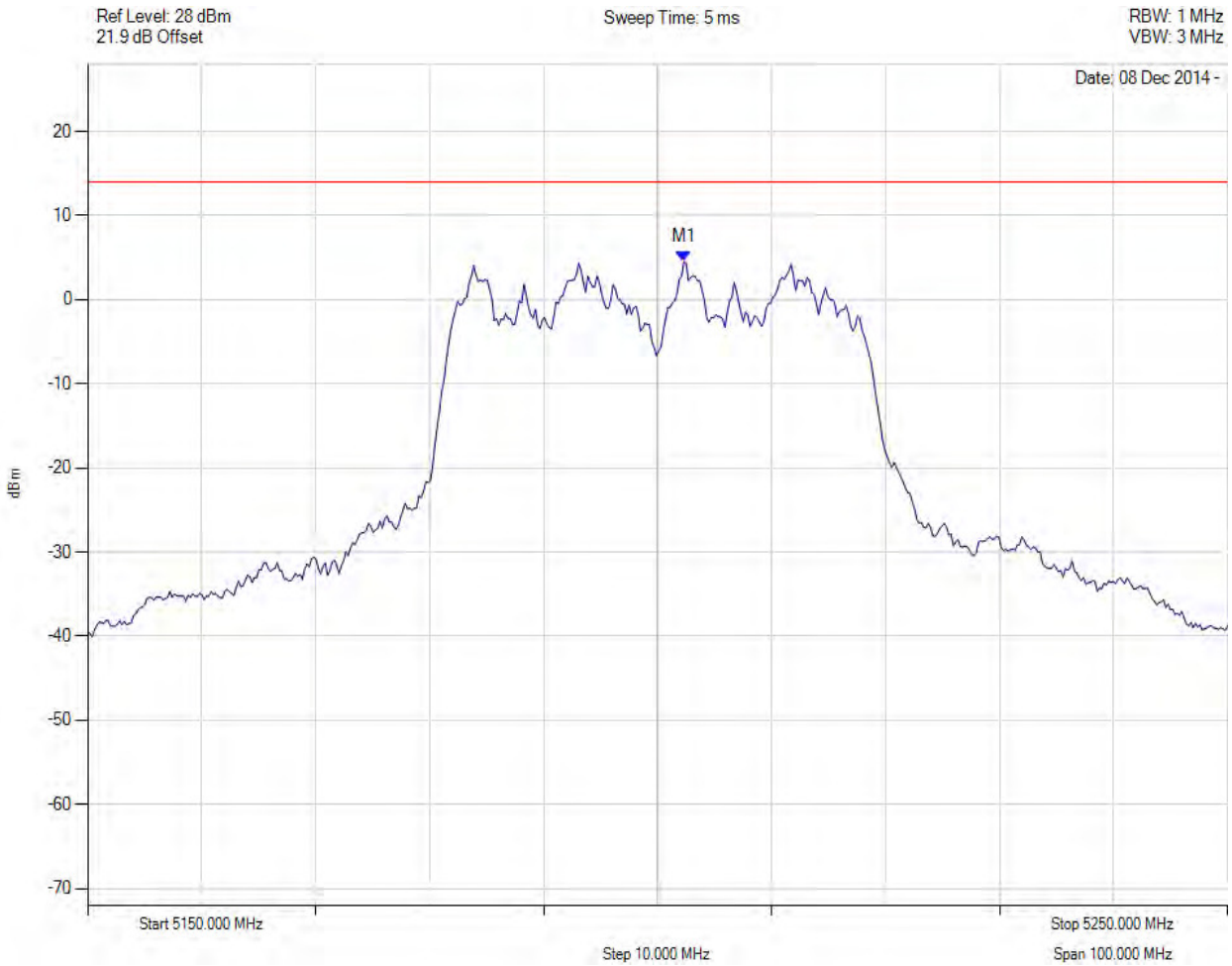

Analyser Setup	Marker:Frequency:Amplitude	Test Results
Detector = RMS Sweep Count = 100 RF Atten (dB) = 20 Trace Mode = VIEW	M1 : 5202.305 MHz : 4.507 dBm	Channel Frequency: 5200.00 MHz

Back to Matrix

PEAK POWER SPECTRAL DENSITY

Variant: 40 MHz, Channel: 5200.00 MHz, SUM, Temp: Ambient, Voltage: 55 Vdc

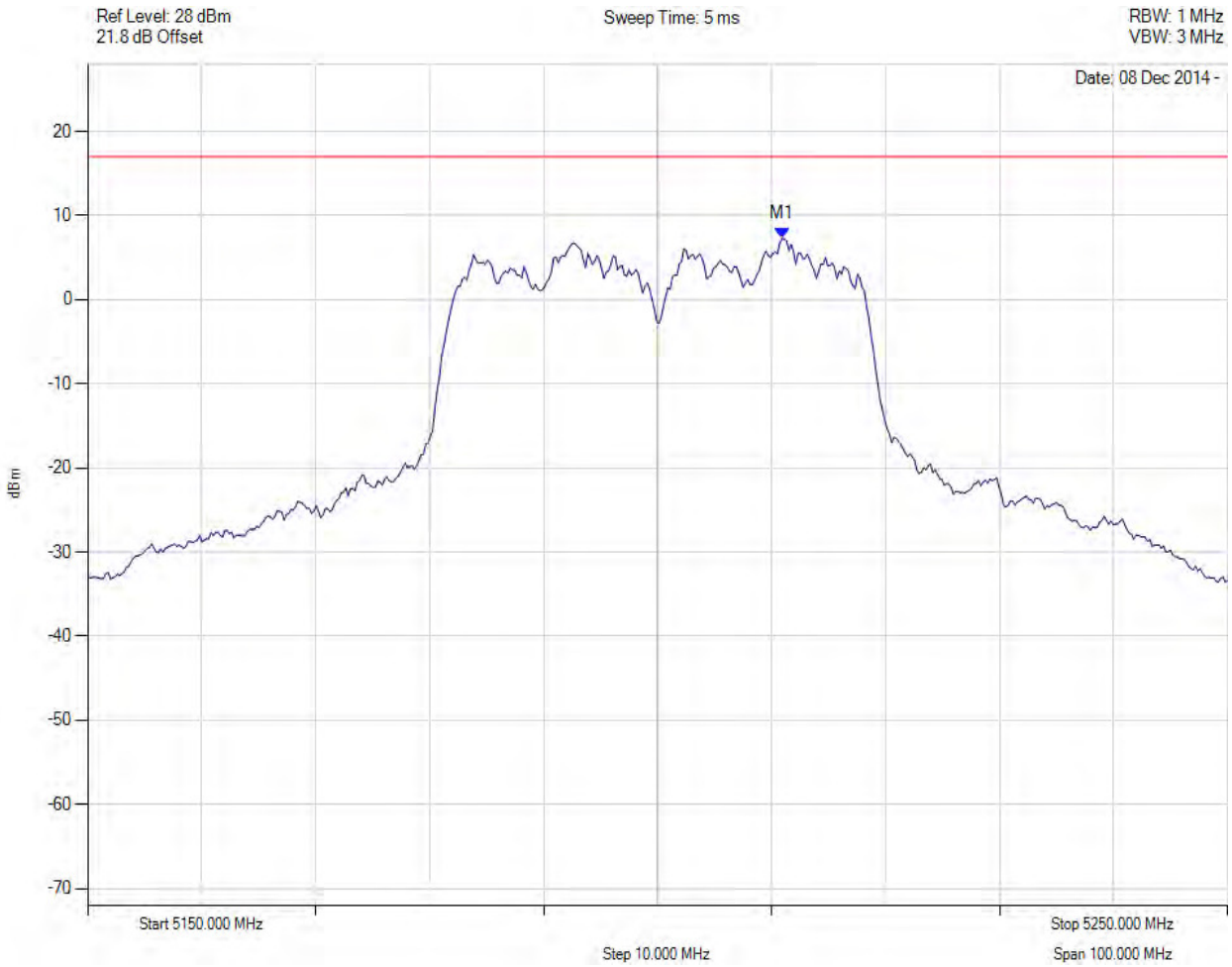

Analyser Setup	Marker:Frequency:Amplitude	Test Results
Detector = RMS Sweep Count = 100 RF Atten (dB) = 20 Trace Mode = VIEW	M1 : 5211 MHz : 7 dBm M1 + DCCF : 5211 MHz : 7.554 dBm Duty Cycle Correction Factor : +0.27 dB	Limit: ≤ 17.0 dBm Margin: -9.5 dB

Back to Matrix

PEAK POWER SPECTRAL DENSITY

Variant: 40 MHz, Channel: 5230.00 MHz, Chain a, Temp: Ambient, Voltage: 55 Vdc

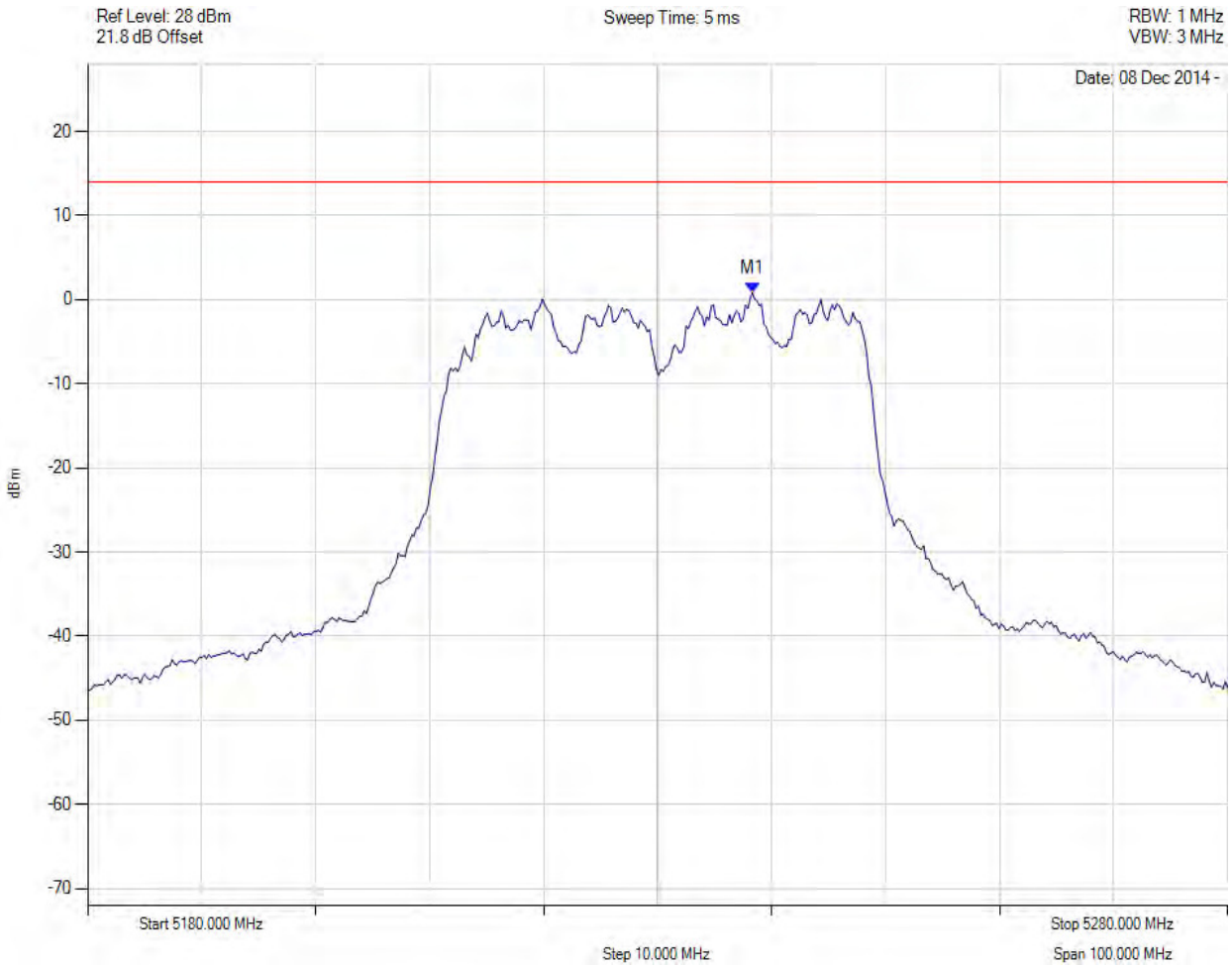

Analyser Setup	Marker:Frequency:Amplitude	Test Results
Detector = RMS Sweep Count = 100 RF Atten (dB) = 20 Trace Mode = VIEW	M1 : 5238.317 MHz : 0.800 dBm	Limit: ≤ 13.990 dBm

Back to Matrix

PEAK POWER SPECTRAL DENSITY

Variant: 40 MHz, Channel: 5230.00 MHz, Chain b, Temp: Ambient, Voltage: 55 Vdc

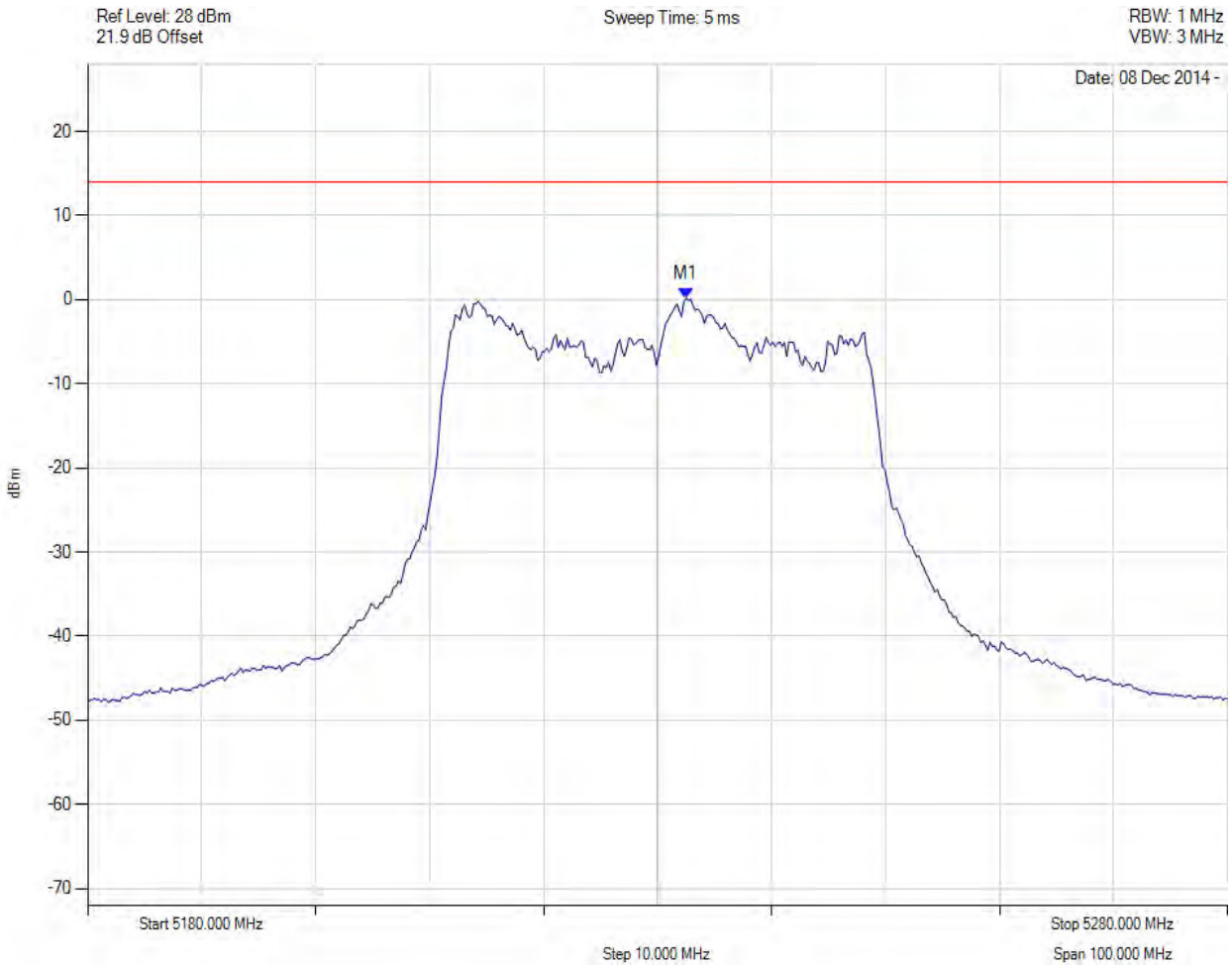

Analyser Setup	Marker:Frequency:Amplitude	Test Results
Detector = RMS Sweep Count = 100 RF Atten (dB) = 20 Trace Mode = VIEW	M1 : 5232.505 MHz : 0.109 dBm	Limit: ≤ 13.990 dBm

Back to Matrix

PEAK POWER SPECTRAL DENSITY

Variant: 40 MHz, Channel: 5230.00 MHz, SUM, Temp: Ambient, Voltage: 55 Vdc

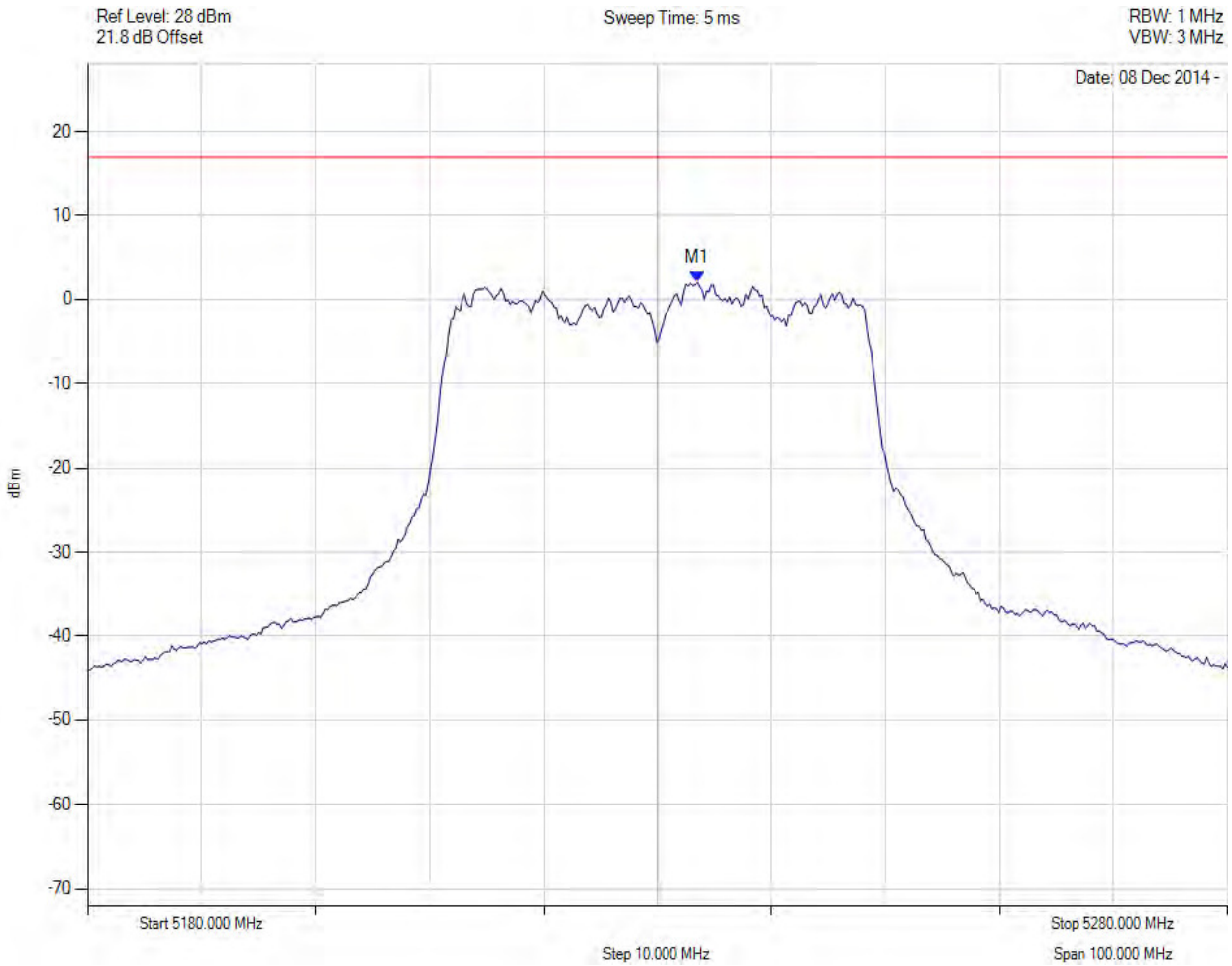

Analyser Setup	Marker:Frequency:Amplitude	Test Results
Detector = RMS Sweep Count = 100 RF Atten (dB) = 20 Trace Mode = VIEW	M1 : 5234 MHz : 2 dBm M1 + DCCF : 5234 MHz : 2.301 dBm Duty Cycle Correction Factor : +0.27 dB	Limit: ≤ 17.0 dBm Margin: -14.7 dB

Back to Matrix

PEAK POWER SPECTRAL DENSITY

Variant: 80 MHz, Channel: 5190.00 MHz, Chain a, Temp: Ambient, Voltage: 55 Vdc

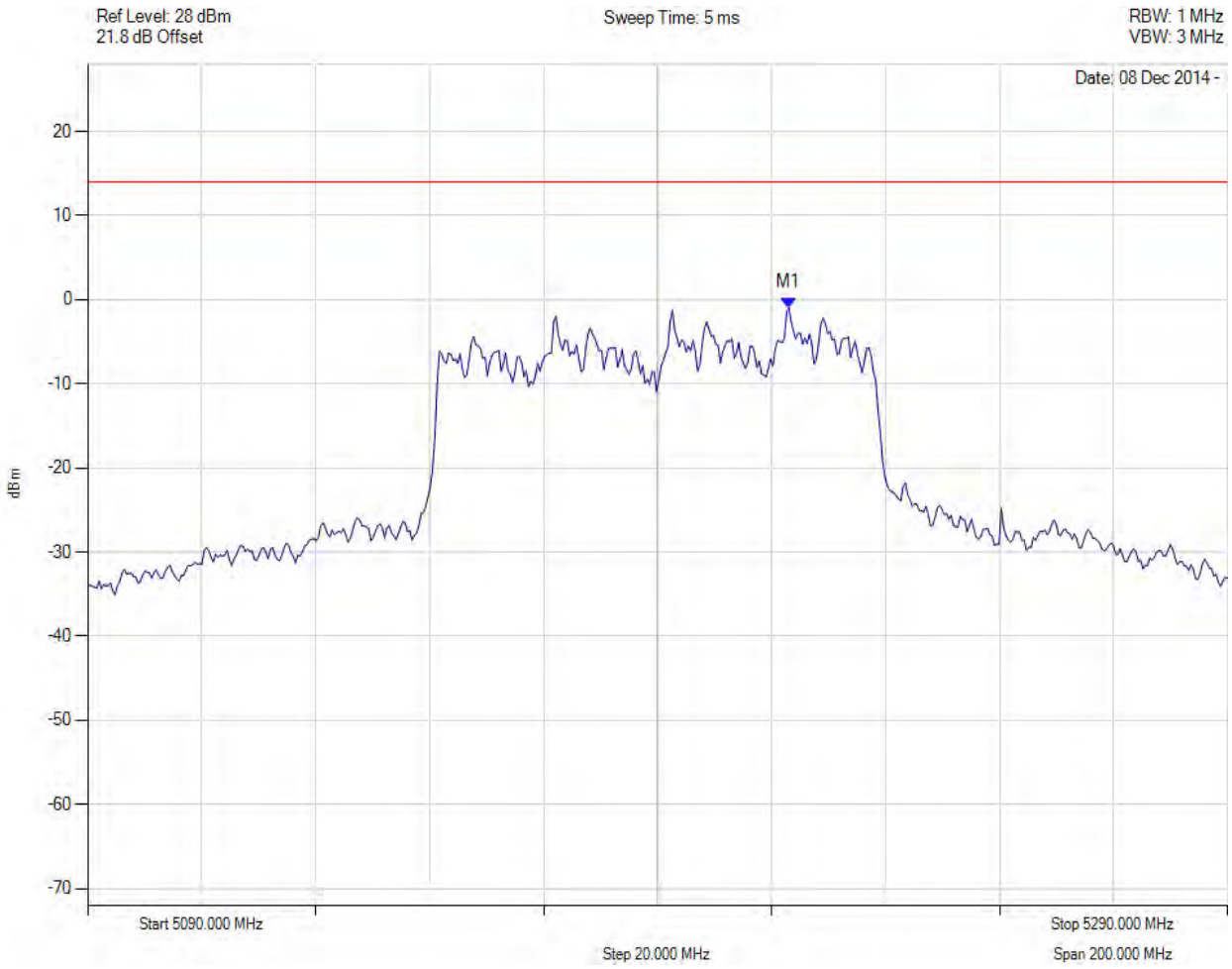

Analyser Setup	Marker:Frequency:Amplitude	Test Results
Detector = RMS Sweep Count = 100 RF Atten (dB) = 20 Trace Mode = VIEW	M1 : 5213.046 MHz : -0.925 dBm	Limit: ≤ 13.990 dBm

Back to Matrix

PEAK POWER SPECTRAL DENSITY

Variant: 80 MHz, Channel: 5190.00 MHz, Chain b, Temp: Ambient, Voltage: 55 Vdc

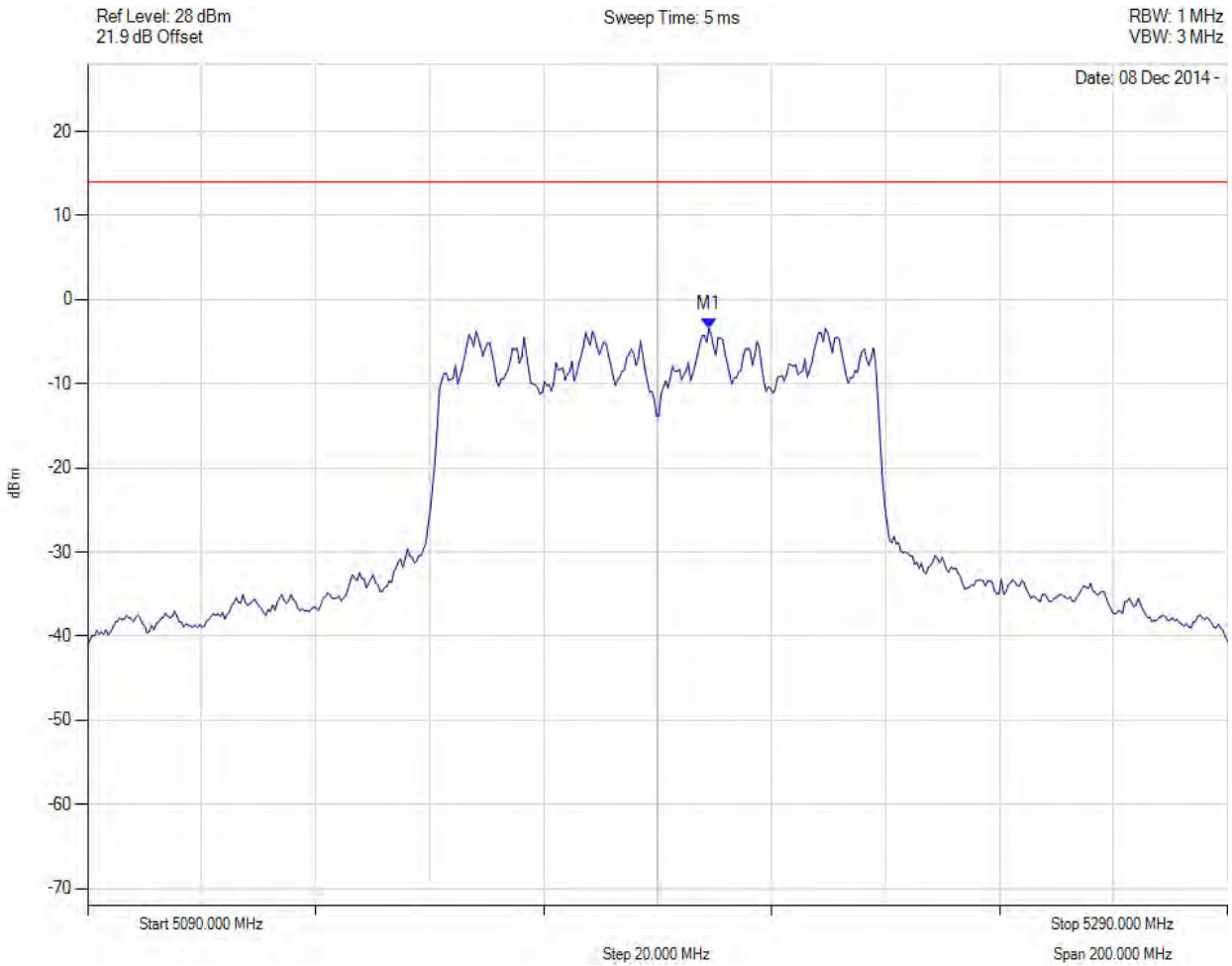

Analyser Setup	Marker:Frequency:Amplitude	Test Results
Detector = RMS Sweep Count = 100 RF Atten (dB) = 20 Trace Mode = VIEW	M1 : 5199.018 MHz : -3.407 dBm	Limit: ≤ 13.990 dBm

Back to Matrix

PEAK POWER SPECTRAL DENSITY

Variant: 80 MHz, Channel: 5190.00 MHz, SUM, Temp: Ambient, Voltage: 55 Vdc

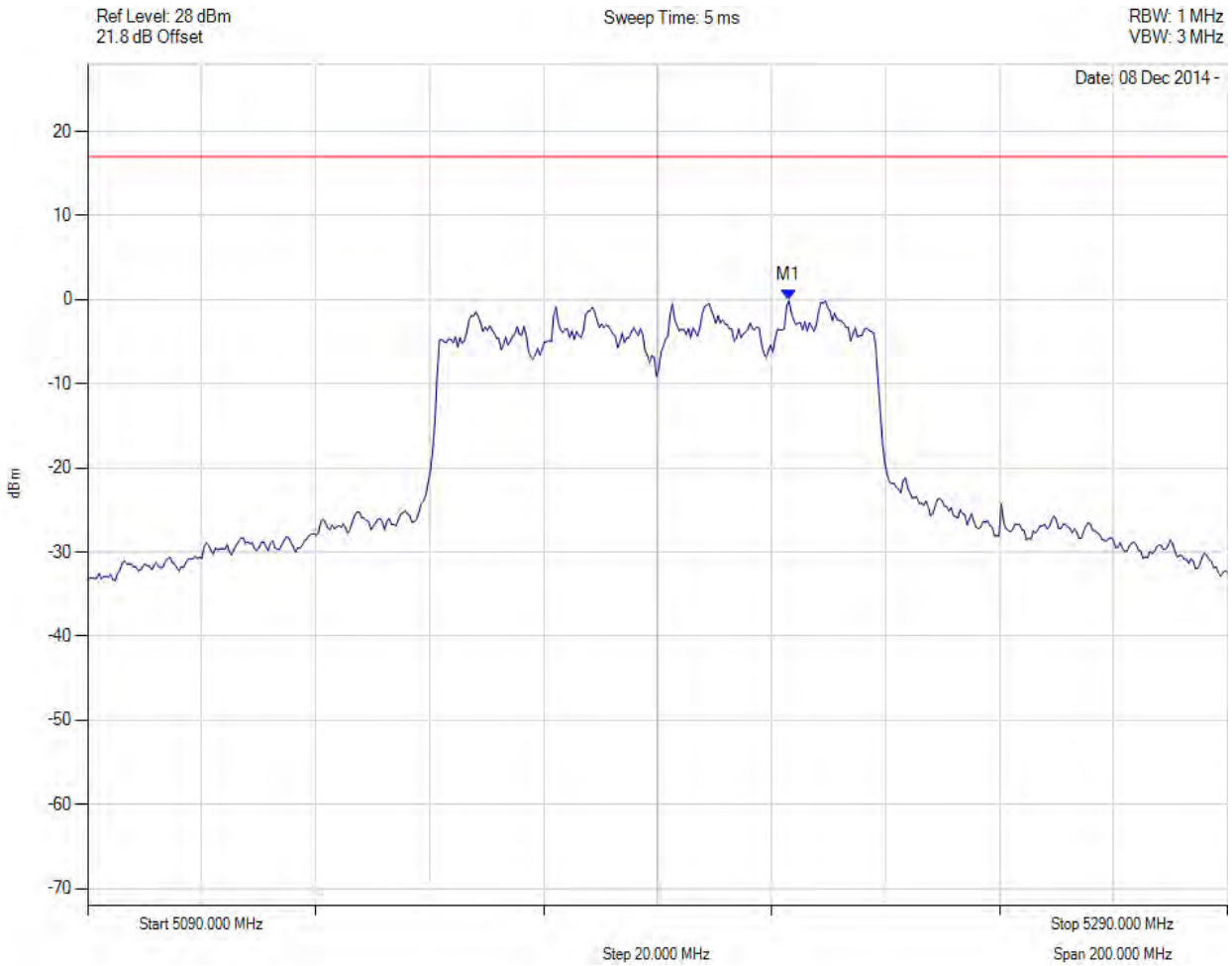

Analyser Setup	Marker:Frequency:Amplitude	Test Results
Detector = RMS Sweep Count = 100 RF Atten (dB) = 20 Trace Mode = VIEW	M1 : 5213 MHz : 0 dBm M1 + DCCF : 5213 MHz : 1.106 dBm Duty Cycle Correction Factor : +1.19 dB	Limit: ≤ 17.0 dBm Margin: -15.9 dB

Back to Matrix

PEAK POWER SPECTRAL DENSITY

Variant: 80 MHz, Channel: 5210.00 MHz, Chain a, Temp: Ambient, Voltage: 55 Vdc

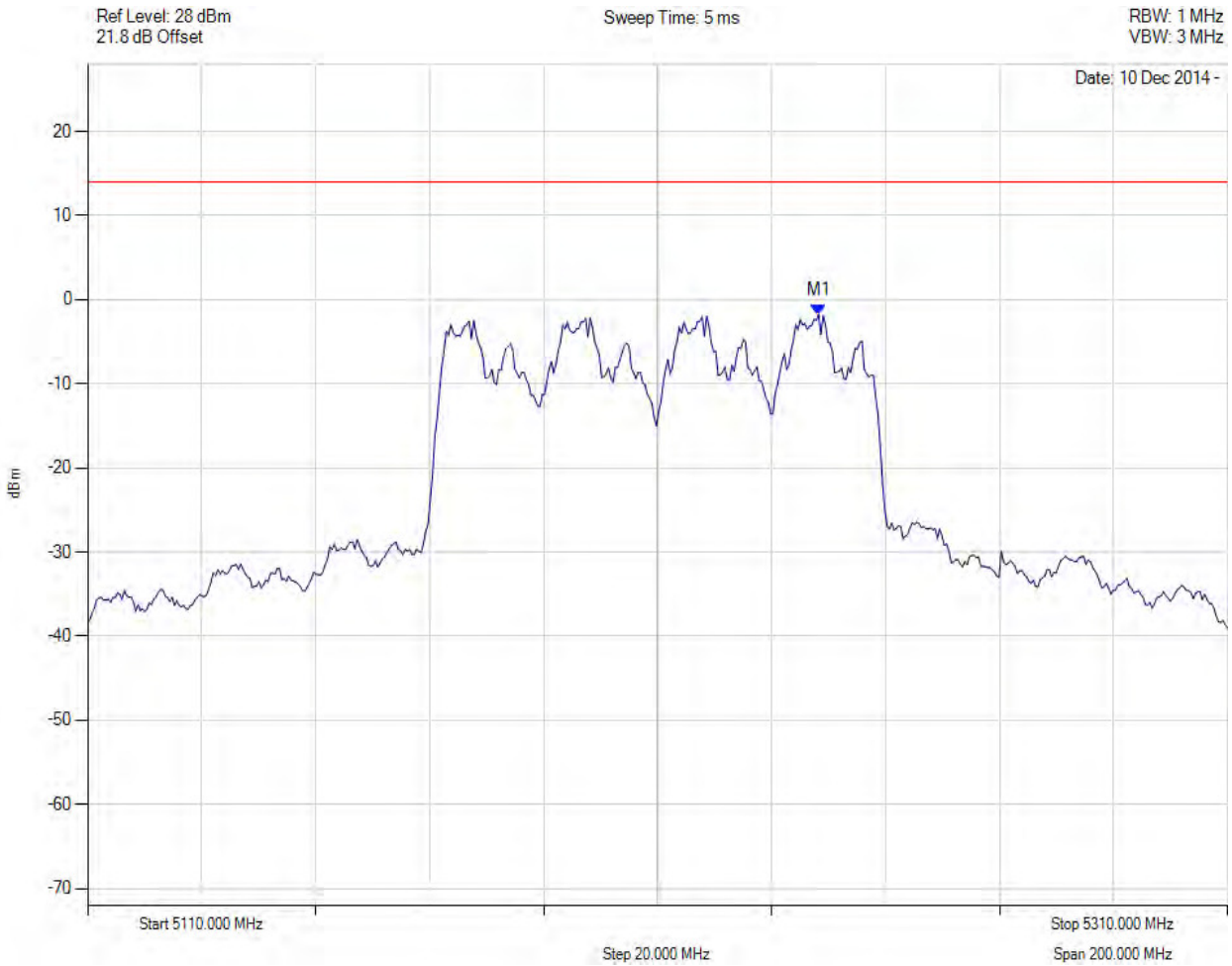

Analyser Setup	Marker:Frequency:Amplitude	Test Results
Detector = RMS Sweep Count = 100 RF Atten (dB) = 20 Trace Mode = VIEW	M1 : 5238.257 MHz : -1.768 dBm	Limit: ≤ 13.990 dBm

Back to Matrix

PEAK POWER SPECTRAL DENSITY

Variant: 80 MHz, Channel: 5210.00 MHz, Chain b, Temp: Ambient, Voltage: 55 Vdc

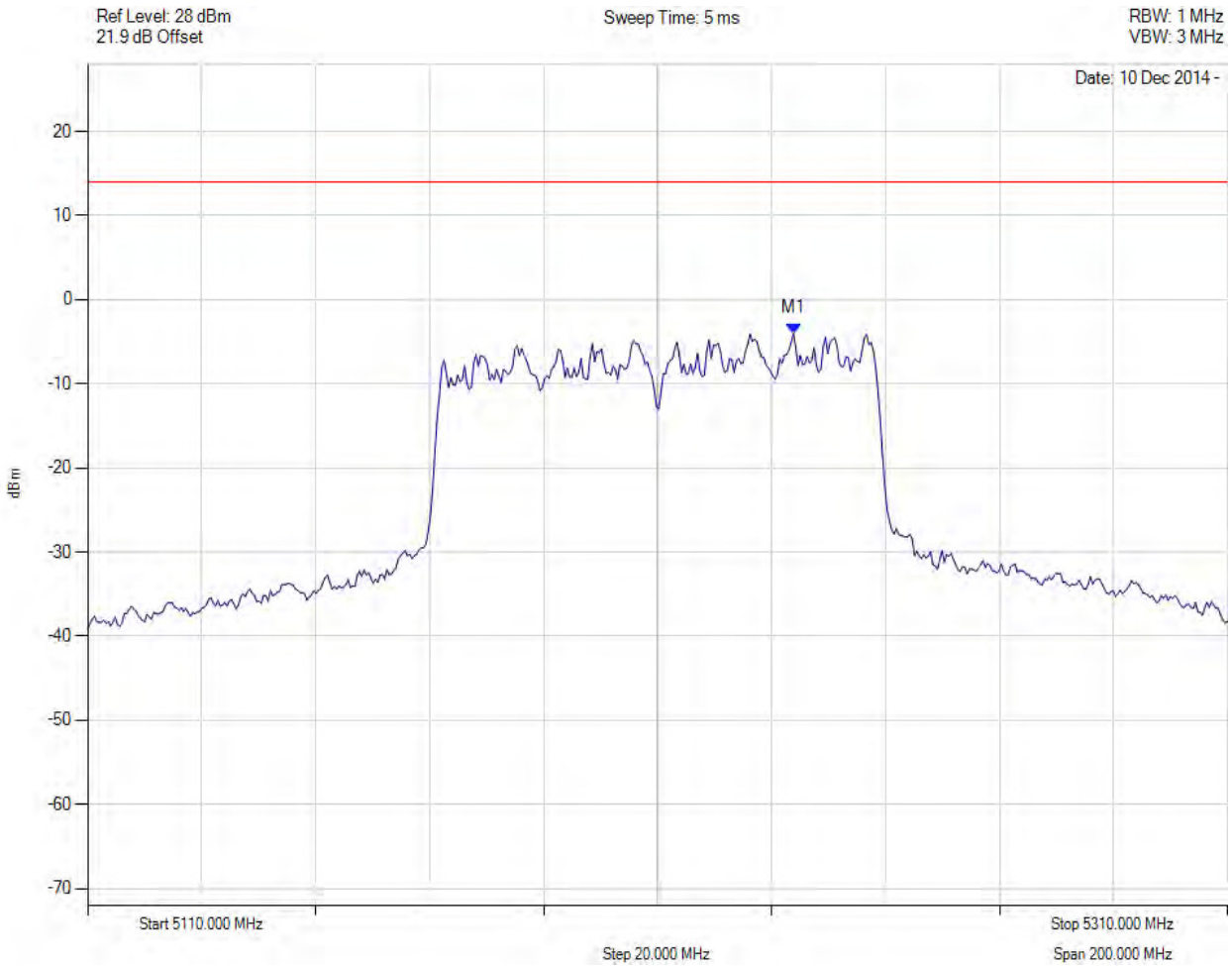

Analyser Setup	Marker:Frequency:Amplitude	Test Results
Detector = RMS Sweep Count = 100 RF Atten (dB) = 20 Trace Mode = VIEW	M1 : 5233.848 MHz : -4.020 dBm	Limit: ≤ 13.990 dBm

Back to Matrix

PEAK POWER SPECTRAL DENSITY

Variant: 80 MHz, Channel: 5210.00 MHz, SUM, Temp: Ambient, Voltage: 55 Vdc

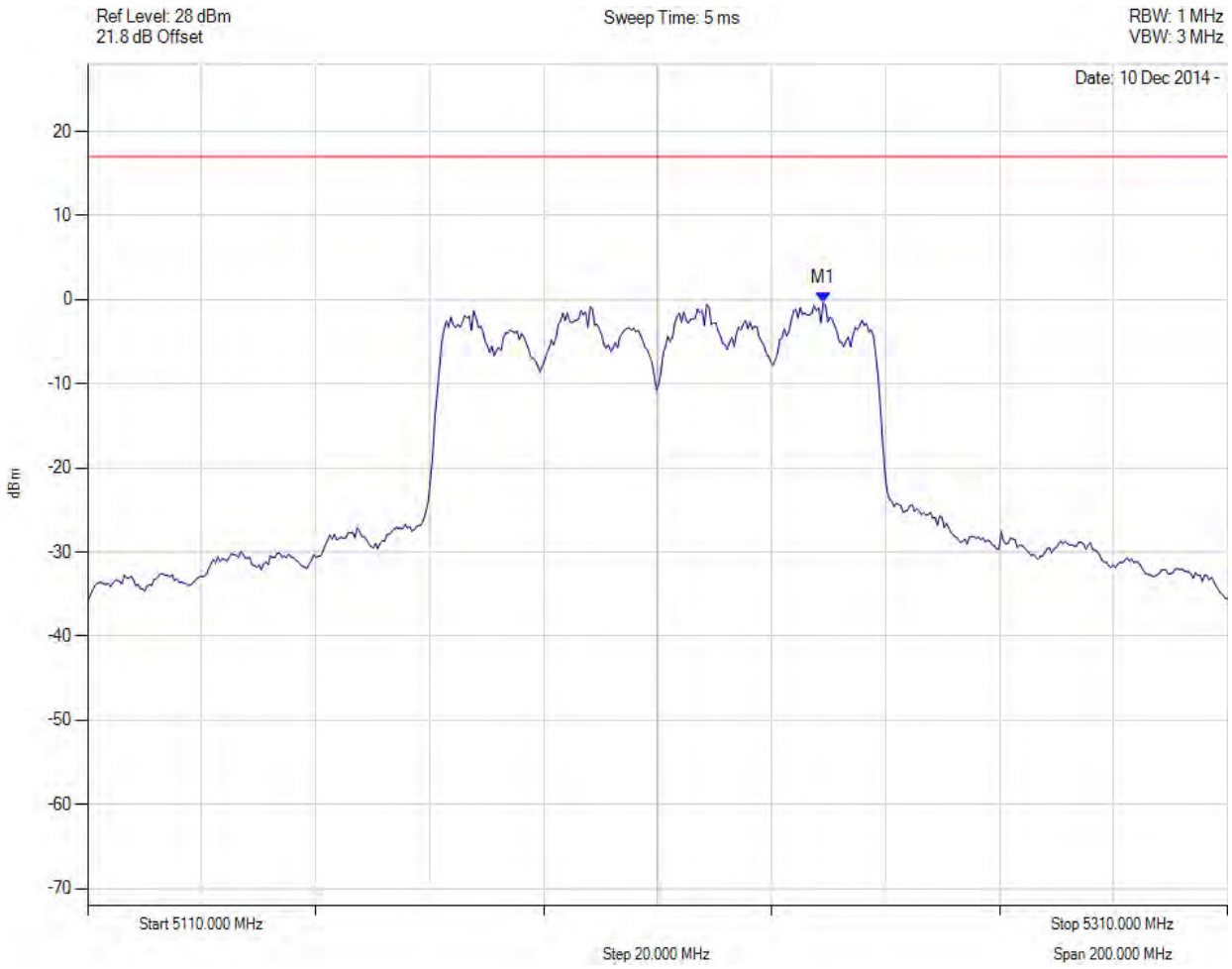

Analyser Setup	Marker:Frequency:Amplitude	Test Results
Detector = RMS Sweep Count = 100 RF Atten (dB) = 20 Trace Mode = VIEW	M1 : 5239 MHz : 0 dBm M1 + DCCF : 5239 MHz : 0.825 dBm Duty Cycle Correction Factor : +1.19 dB	Limit: ≤ 17.0 dBm Margin: -16.2 dB

Back to Matrix

575 Boulder Court
Pleasanton, California 94566, USA
Tel: 1.925.462.0304
Fax: 1.925.462.0306
www.micomlabs.com