TEST REPORT

CERTIFICATE OF CONFORMITY

Standard:	**47 CFR FCC Part 22**
	47 CFR FCC Part 24
	47 CFR FCC Part 27
	47 CFR FCC Part 90
	47 CFR FCC Part 2
Report No.:	RFBCMN-WTW-P23100614-13 R1
FCC ID:	Q3N-RS38
Product:	Mobile Computer
Brand:	CIPHERLAB
Model No.:	RS38
Received Date:	2023/11/12
Test Date:	2024/1/10 ~ 2024/9/23
Issued Date:	2024/9/23
Applicant:	Cipherlab Co., Ltd.
Address:	12F, 333 Dunhua S. Rd., Sec. 2, Taipei, Taiwan 10669
Issued By:	Bureau Veritas Consumer Products Services (H.K.) Ltd., Taoyuan Branch Lin Kou Laboratories
Lab Address:	No. 47-2, 14th Ling, Chia Pau Vil., Lin Kou Dist., New Taipei City, Taiwan
Test Location(1):	No. 19, Hwa Ya 2nd Rd., Wen Hwa Vil., Kewi Shan Dist., Taoyuan City 33383, Taiwan
Test Location(2):	No. 70, Wenming Rd., Guishan Dist., Taoyuan City 333, Taiwan (R.O.C.)
FCC Registration /	788550 / TW0003 for Test Location(1)
Designation Number:	281270 / TW0032 for Test Location(2)

Approved by: Jeremy Lin , **Date:** **2024/9/23**

Jeremy Lin / Project Engineer

This test report consists of 834 pages in total. It may be duplicated completely for legal use with the approval of the applicant. It should not be reproduced except in full, without the written approval of our laboratory. The test results in the report only apply to the tested sample. The test results in this report are traceable to the national or international standards.

Prepared by : Pettie Chen / Senior Specialist

This report is governed by, and incorporates by reference, the Conditions of Testing as posted at the date of issuance of this report at http://www.bureauveritas.com/home/about-us/our-business/cps/about-us/terms-conditions/ and is intended for your exclusive use. Any copying or replication of this report to or for any other person or entity, or use of our name or trademark, is permitted only with our prior written permission. This report sets forth our findings solely with respect to the test samples identified herein. The results set forth in this report are not indicative or representative of the quality or characteristics of the lot from which a test sample was taken or any similar or identical product unless specifically and expressly noted. Our report includes all of the tests requested by you and the results thereof based upon the information that you provided to us. Measurement uncertainty is only provided upon request for accredited tests. Statements of conformity are based on simple acceptance criteria without taking measurement uncertainty into account, unless otherwise requested in writing. You have 60 days from date of issuance of this report to notify us of any material error or omission caused by our negligence or if you require measurement uncertainty; provided, however, that such notice shall be in writing and shall specifically address the issue you wish to raise. A failure to raise such issue within the prescribed time shall constitute your unqualified acceptance of the completeness of this report, the tests conducted and the correctness of the report contents.

Table of Contents

Release Control Record **6**

1 Certificate **7**

2 Summary of Test Results **8**

2.1 Measurement Uncertainty 9
2.2 Supplementary Information 9

3 General Information **10**

3.1 General Description of EUT 10
3.2 Antenna Description of EUT 22
3.3 Test Mode Applicability and Tested Channel Detail 23
3.3.1 NR n2 SCS 15 kHz 23
3.3.2 NR n5 SCS 15 kHz 25
3.3.3 NR n7 SCS 15 kHz 27
3.3.4 NR n12 SCS 15 kHz 29
3.3.5 NR n14 SCS 15 kHz 31
3.3.6 NR n25 SCS 15 kHz 32
3.3.7 NR n26 SCS 15 kHz (814 MHz ~ 824 MHz) 34
3.3.8 NR n26 SCS 15 kHz (824 MHz ~ 849 MHz) 35
3.3.9 NR n38 SCS 30 kHz 37
3.3.10 NR n41 SCS 30 kHz 39
3.3.11 NR n66 SCS 15 kHz 42
3.3.12 NR n71 SCS 15 kHz 44
3.3.13 NR n77 SCS 30 kHz (3.7 GHz ~ 3.98 GHz) 46
3.3.14 NR n78 SCS 30 kHz (3.45 GHz ~ 3.55 GHz) 49
3.4 Test Program Used and Operation Descriptions 53
3.5 Connection Diagram of EUT and Peripheral Devices 53
3.6 Configuration of Peripheral Devices and Cable Connections 53

4 Test Instruments **54**

4.1 Effective Radiated Power and Equivalent Isotropically Radiated Power 54
4.2 Modulation Characteristics 54
4.3 Peak to Average Ratio 54
4.4 Bandwidth 54
4.5 Conducted Spurious Emissions 54
4.6 Radiated Spurious Emissions below 1GHz 55
4.7 Radiated Spurious Emissions above 1GHz 56
4.8 Frequency Stability 56

5 Limits of Test Items **57**

5.1 Effective Radiated Power and Equivalent Isotropically Radiated Power 57
5.2 Modulation Characteristics 57
5.3 Peak to Average Ratio 57
5.4 Bandwidth 57
5.5 Conducted Spurious Emissions 58
5.6 Radiated Spurious Emissions below 1GHz 60
5.7 Radiated Spurious Emissions above 1GHz 61
5.8 Frequency Stability 61

6 Test Arrangements **62**

6.1 Effective Radiated Power and Equivalent Isotropically Radiated Power 62
6.1.1 Test Setup 62
6.1.2 Test Procedure 62
6.2 Modulation Characteristics 62
6.2.1 Test Setup 62
6.2.2 Test Procedure 62
6.3 Peak to Average Ratio 63
6.3.1 Test Setup 63
6.3.2 Test Procedure 63

6.4 Bandwidth 64
6.4.1 Test Setup 64
6.4.2 Test Procedure 64
6.5 Conducted Spurious Emissions 66
6.5.1 Test Setup 66
6.5.2 Test Procedure 66
6.6 Radiated Spurious Emissions below 1GHz 67
6.6.1 Test Setup 67
6.6.2 Test Procedure 68
6.7 Radiated Spurious Emissions above 1GHz 69
6.7.1 Test Setup 69
6.7.2 Test Procedure 69
6.8 Frequency Stability 70
6.8.1 Test Setup 70
6.8.2 Test Procedure 70

7 Test Results of Test Item 71

7.1 Effective Radiated Power and Equivalent Isotropically Radiated Power 71
7.1.1 NR n2 SCS 15 kHz 71
7.1.2 NR n5 SCS 15 kHz 79
7.1.3 NR n7 SCS 15 kHz 83
7.1.4 NR n12 SCS 15 kHz 91
7.1.5 NR n14 SCS 15 kHz 94
7.1.6 NR n25 SCS 15 kHz 96
7.1.7 NR n26 SCS 15 kHz (814 MHz ~ 824 MHz) 104
7.1.8 NR n26 SCS 15 kHz (824 MHz ~ 849 MHz) 106
7.1.9 NR n38 SCS 30 kHz 110
7.1.10 NR n41 SCS 30 kHz 116
7.1.11 NR n66 SCS 15 kHz 148
7.1.12 NR n71 SCS 15 kHz 156
7.1.13 NR n77 SCS 30 kHz (3.7 GHz ~ 3.98 GHz) 160
7.1.14 NR n78 SCS 30 kHz (3.45 GHz ~ 3.55 GHz) 178
7.2 Modulation Characteristics 205
7.2.1 NR n2 SCS 15 kHz 205
7.2.2 NR n5 SCS 15 kHz 206
7.2.3 NR n7 SCS 15 kHz 207
7.2.4 NR n12 SCS 15 kHz 208
7.2.5 NR n14 SCS 15 kHz 209
7.2.6 NR n25 SCS 15 kHz 210
7.2.7 NR n26 SCS 15 kHz (814 MHz ~ 824 MHz) 211
7.2.8 NR n26 SCS 15 kHz (824 MHz ~ 849 MHz) 212
7.2.9 NR n38 SCS 30 kHz 213
7.2.10 NR n41 SCS 30 kHz 214
7.2.11 NR n66 SCS 15 kHz 215
7.2.12 NR n71 SCS 15 kHz 216
7.2.13 NR n77 SCS 30 kHz (3.7 GHz ~ 3.98 GHz) 217
7.2.14 NR n78 SCS 30 kHz (3.45 GHz ~ 3.55 GHz) 218
7.3 Peak to Average Ratio 219
7.3.1 NR n2 SCS 15 kHz 219
7.3.2 NR n5 SCS 15 kHz 223
7.3.3 NR n7 SCS 15 kHz 227
7.3.4 NR n12 SCS 15 kHz 231
7.3.5 NR n14 SCS 15 kHz 234
7.3.6 NR n25 SCS 15 kHz 236
7.3.7 NR n26 SCS 15 kHz (814 MHz ~ 824 MHz) 240
7.3.8 NR n26 SCS 15 kHz (824 MHz ~ 849 MHz) 242
7.3.9 NR n38 SCS 30 kHz 246
7.3.10 NR n41 SCS 30 kHz 249
7.3.11 NR n66 SCS 15 kHz 281
7.3.12 NR n71 SCS 15 kHz 285
7.3.13 NR n77 SCS 30 kHz (3.7 GHz ~ 3.98 GHz) 289

7.3.14 NR n78 SCS 30 kHz (3.45 GHz ~ 3.55 GHz) 313
7.4 Bandwidth 349
7.4.1 NR n2 SCS 15 kHz 349
7.4.2 NR n5 SCS 15 kHz 353
7.4.3 NR n7 SCS 15 kHz 357
7.4.4 NR n12 SCS 15 kHz 361
7.4.5 NR n14 SCS 15 kHz 364
7.4.6 NR n25 SCS 15 kHz 366
7.4.7 NR n26 SCS 15 kHz (814 MHz ~ 824 MHz) 370
7.4.8 NR n26 SCS 15 kHz (824 MHz ~ 849 MHz) 372
7.4.9 NR n38 SCS 30 kHz 376
7.4.10 NR n41 SCS 30 kHz 379
7.4.11 NR n66 SCS 15 kHz 411
7.4.12 NR n71 SCS 15 kHz 415
7.4.13 NR n77 SCS 30 kHz (3.7 GHz ~ 3.98 GHz) 419
7.4.14 NR n78 SCS 30 kHz (3.45 GHz ~ 3.55 GHz) 443
7.5 Conducted Spurious Emissions 479
7.5.1 NR n2 SCS 15 kHz 479
7.5.2 NR n5 SCS 15 kHz 487
7.5.3 NR n7 SCS 15 kHz 495
7.5.4 NR n12 SCS 15 kHz 503
7.5.5 NR n14 SCS 15 kHz 509
7.5.6 NR n25 SCS 15 kHz 515
7.5.7 NR n26 SCS 15 kHz (814 MHz ~ 824 MHz) 523
7.5.8 NR n26 SCS 15 kHz (824 MHz ~ 849 MHz) 526
7.5.9 NR n38 SCS 30 kHz 534
7.5.10 NR n41 SCS 30 kHz 540
7.5.11 NR n66 SCS 15 kHz 574
7.5.12 NR n71 SCS 15 kHz 582
7.5.13 NR n77 SCS 30 kHz (3.7 GHz ~ 3.98 GHz) 590
7.5.14 NR n78 SCS 30 kHz (3.45 GHz ~ 3.55 GHz) 614
7.6 Radiated Spurious Emissions below 1GHz 648
7.6.1 NR n2 SCS 15 kHz 648
7.6.2 NR n5 SCS 15 kHz 650
7.6.3 NR n7 SCS 15 kHz 652
7.6.4 NR n12 SCS 15 kHz 654
7.6.5 NR n14 SCS 15 kHz 656
7.6.6 NR n25 SCS 15 kHz 658
7.6.7 NR n26 SCS 15 kHz (814 MHz ~ 824 MHz) 660
7.6.8 NR n26 SCS 15 kHz (824 MHz ~ 849 MHz) 662
7.6.9 NR n38 SCS 30 kHz 664
7.6.10 NR n41 SCS 30 kHz 666
7.6.11 NR n66 SCS 15 kHz 668
7.6.12 NR n71 SCS 15 kHz 670
7.6.13 NR n41 SCS 30 kHz 672
7.6.14 NR n77 SCS 30 kHz 674
7.6.15 NR n78 SCS 30 kHz 676
7.7 Radiated Spurious Emissions above 1GHz 678
7.7.1 NR n2 SCS 15 kHz 678
7.7.2 NR n5 SCS 15 kHz 684
7.7.3 NR n7 SCS 15 kHz 690
7.7.4 NR n12 SCS 15 kHz 696
7.7.5 NR n14 SCS 15 kHz 702
7.7.6 NR n25 SCS 15 kHz 706
7.7.7 NR n26 SCS 15 kHz (814 MHz ~ 824 MHz) 712
7.7.8 NR n26 SCS 15 kHz (824 MHz ~ 849 MHz) 716
7.7.9 NR n38 SCS 30 kHz 720
7.7.10 NR n41 SCS 30 kHz 726
7.7.11 NR n66 SCS 15 kHz 735
7.7.12 NR n71 SCS 15 kHz 741
7.7.13 NR n41 SCS 30 kHz 747

7.7.14 NR n77 SCS 30 kHz (3.7 GHz ~ 3.98 GHz) 756
7.7.15 NR n78 SCS 30 kHz (3.45 GHz ~ 3.55 GHz) 765
7.8 Frequency Stability 772
7.8.1 NR n2 SCS 15 kHz 772
7.8.2 NR n5 SCS 15 kHz 776
7.8.3 NR n7 SCS 15 kHz 780
7.8.4 NR n12 SCS 15 kHz 784
7.8.5 NR n14 SCS 15 kHz 787
7.8.6 NR n25 SCS 15 kHz 789
7.8.7 NR n26 SCS 15 kHz (814 MHz ~ 824 MHz) 793
7.8.8 NR n26 SCS 15 kHz (824 MHz ~ 849 MHz) 795
7.8.9 NR n38 SCS 30 kHz 799
7.8.10 NR n41 SCS 30 kHz 802
7.8.11 NR n66 SCS 15 kHz 810
7.8.12 NR n71 SCS 15 kHz 814
7.8.13 NR n77 SCS 30 kHz (3.7 GHz ~ 3.98 GHz) 818
7.8.14 NR n78 SCS 30 kHz (3.45 GHz ~ 3.55 GHz) 824

8 Pictures of Test Arrangements 833

9 Information of the Testing Laboratories 834

Release Control Record

Issue No.	Description	Date Issued
RFBCMN-WTW-P23100614-13	Original release.	2024/8/20
RFBCMN-WTW-P23100614-13 R1	Revise test data of Conducted Spurious Emissions (NR n41 Channel Bandwidth: 90 MHz & 100MHz)	2024/9/23

1 Certificate

Product:	Mobile Computer
Brand:	CIPHERLAB
Test Model:	RS38
Sample Status:	Engineering sample
Applicant:	Cipherlab Co., Ltd.
Test Date:	2024/1/10 ~ 2024/9/23
Standard:	47 CFR FCC Part 22 47 CFR FCC Part 24 47 CFR FCC Part 27 47 CFR FCC Part 90 47 CFR FCC Part 2
Measurement procedure:	ANSI/TIA/EIA-603-E 2016 ANSI C63.26-2015 KDB 971168 D01 Power Meas License Digital Systems v03r01 KDB 971168 D02 Misc Rev Approv License Devices v02r02 KDB 662911 D01 Multiple Transmitter Output v02r01

The above equipment has been tested by **Bureau Veritas Consumer Products Services (H.K.) Ltd., Taoyuan Branch**, and found compliance with the requirement of the above standards. The test record, data evaluation & Equipment Under Test (EUT) configurations represented herein are true and accurate accounts of the measurements of the sample's RF characteristics under the conditions specified in this report.

2 Summary of Test Results

Standard / Clause	Test Item	Result	Remark
Part 2.1046 Part 22.913 (a) Part 24.232 (c) Part 27.50(d) Part 27.50(h) Part 27.50(c) Part 27.50(k) Part 27.50(j) Part 90.635(b) Part 90.542(a)(7)	Effective Radiated Power and Equivalent Isotropically Radiated Power	Pass	Meet the requirement of limit.
Part 2.1047	Modulation Characteristics	Pass	Meet the requirement of limit.
Part 22.913 (d) Part 24.232 (d) Part 27.50(d) Part 27.50(k)(4) Part 27.50(j)(4)	Peak to Average Ratio	Pass	Meet the requirement of limit.
Part 2.1049	Bandwidth	Pass	Meet the requirement of limit.
Part 2.1051 Part 22.917 Part 24.238 Part 27.53(h) Part 27.53(m) Part 27.53(g) Part 27.53(n) Part 27.53(l) Part 90.691 Part 90.543(e)(f)	Conducted Spurious Emissions	Pass	Meet the requirement of limit.
Part 2.1053 Part 22.917 Part 24.238 Part 27.53(h) Part 27.53(m) Part 27.53(g) Part 27.53(n) Part 27.53(l) Part 90.691 Part 90.543(e)(f)	Radiated Spurious Emissions below 1GHz	Pass	Minimum passing margin is -16.59 dB at 31.94 MHz
Part 2.1053 Part 22.917 Part 24.238 Part 27.53(h) Part 27.53(m) Part 27.53(g) Part 27.53(n) Part 27.53(l) Part 90.691 Part 90.543(e)(f)	Radiated Spurious Emissions above 1GHz	Pass	Minimum passing margin is -13.85 dB at 1586.00 MHz

Standard / Clause	Test Item	Result	Remark
Part 2.1055 Part 22.355 Part 24.235 Part 27.54 Part 90.213 Part 90.539(e)	Frequency Stability	Pass	Meet the requirement of limit.

Note: Determining compliance based on the results of the compliance measurement, not taking into account measurement instrumentation uncertainty.

2.1 Measurement Uncertainty

Where relevant, the following measurement uncertainty levels have been estimated for tests performed on the EUT as specified in CISPR 16-4-2:

Parameter	Specification	Uncertainty (±)
Effective Radiated Power and Equivalent Isotropically Radiated Power	-	1.371 dB
Peak to Average Ratio	-	0.920 dB
Bandwidth	-	960 Hz
Conducted Spurious Emissions	-	2.12 dB
Radiated Spurious Emissions below 1GHz	9 kHz ~ 30 MHz	3 dB
	30 MHz ~ 1 GHz	2.93 dB
Radiated Spurious Emissions above 1GHz	1 GHz ~ 18 GHz	1.76 dB
	18 GHz ~ 40 GHz	1.77 dB
Frequency Stability	-	0.176 ppm

The other instruments specified are routine verified to remain within the calibrated levels, no measurement uncertainty is required to be calculated.

2.2 Supplementary Information

There is not any deviation from the test standards for the test method, and no modifications required for compliance.

3 General Information

3.1 General Description of EUT

Product	Mobile Computer
Brand	CIPHERLAB
Test Model	RS38
Status of EUT	Engineering sample
Power Supply Rating	3.87 Vdc (from battery) 5 Vdc (from adapter or host equipment)
EUT Category	Portable station

Note:

1. EUT Overview

Mode	Bandwidth	TX Frequency Range (MHz)	Modulation	Max. ERP (W)	Max. ERP (dBm)	Emission Designator
NR n5 SCS 15 kHz	5 MHz	826.5 ~ 846.5	DFT-S BPSK	0.073	18.66	4M49G7D
			DFT-S QPSK	0.077	18.88	4M49G7D
			DFT-S 16QAM	0.066	18.22	4M48D7W
			DFT-S 64QAM	0.047	16.75	4M46D7W
			DFT-S 256QAM	0.03	14.70	4M49D7W
			CP QPSK	0.057	17.58	4M49G7D
	10 MHz	829 ~ 844	DFT-S BPSK	0.074	18.68	9M20G7D
			DFT-S QPSK	0.077	18.88	9M29G7D
			DFT-S 16QAM	0.065	18.13	9M28D7W
			DFT-S 64QAM	0.048	16.77	9M27D7W
			DFT-S 256QAM	0.029	14.68	9M30D7W
			CP QPSK	0.057	17.55	9M29G7D
	15 MHz	831.5 ~ 841.5	DFT-S BPSK	0.076	18.81	14M0G7D
			DFT-S QPSK	0.077	18.89	14M1G7D
			DFT-S 16QAM	0.067	18.27	14M1D7W
			DFT-S 64QAM	0.048	16.81	14M0D7W
			DFT-S 256QAM	0.03	14.81	14M1D7W
			CP QPSK	0.057	17.58	14M1G7D
	20 MHz	834 ~ 839	DFT-S BPSK	0.077	18.88	18M7G7D
			DFT-S QPSK	0.078	18.93	18M8G7D
			DFT-S 16QAM	0.068	18.30	18M9D7W
			DFT-S 64QAM	0.048	16.81	18M9D7W
			DFT-S 256QAM	0.03	14.81	18M9D7W
			CP QPSK	0.058	17.64	18M8G7D
NR n12 SCS 15 kHz	5 MHz	701.5 ~ 713.5	DFT-S BPSK	0.069	18.38	4M48G7D
			DFT-S QPSK	0.071	18.50	4M49G7D
			DFT-S 16QAM	0.057	17.59	4M47D7W
			DFT-S 64QAM	0.041	16.15	4M47D7W
			DFT-S 256QAM	0.026	14.21	4M50D7W
			CP QPSK	0.051	17.11	4M49G7D

Mode	Bandwidth	TX Frequency Range (MHz)	Modulation	Max. ERP (W)	Max. ERP (dBm)	Emission Designator
NR n12 SCS 15 kHz	10 MHz	704 ~ 711	DFT-S BPSK	0.07	18.46	9M19G7D
			DFT-S QPSK	0.071	18.52	9M28G7D
			DFT-S 16QAM	0.058	17.61	9M28D7W
			DFT-S 64QAM	0.042	16.21	9M26D7W
			DFT-S 256QAM	0.026	14.22	9M28D7W
			CP QPSK	0.052	17.12	9M28G7D
	15 MHz	706.5 ~ 708.5	DFT-S BPSK	0.071	18.50	14M0G7D
			DFT-S QPSK	0.072	18.56	14M1G7D
			DFT-S 16QAM	0.059	17.70	14M1D7W
			DFT-S 64QAM	0.042	16.28	14M0D7W
			DFT-S 256QAM	0.027	14.26	14M1D7W
			CP QPSK	0.053	17.21	14M1G7D
NR n14 SCS 15 kHz	5 MHz	790.5 ~ 795.5	DFT-S BPSK	0.067	18.26	4M48G7D
			DFT-S QPSK	0.068	18.32	4M48G7D
			DFT-S 16QAM	0.059	17.74	4M48D7W
			DFT-S 64QAM	0.04	16.05	4M47D7W
			DFT-S 256QAM	0.024	13.89	4M50D7W
			CP QPSK	0.05	16.95	4M48G7D
	10 MHz	793	DFT-S BPSK	0.067	18.28	9M18G7D
			DFT-S QPSK	0.069	18.36	9M27G7D
			DFT-S 16QAM	0.06	17.80	9M28D7W
			DFT-S 64QAM	0.041	16.13	9M25D7W
			DFT-S 256QAM	0.025	13.98	9M29D7W
			CP QPSK	0.051	17.11	9M27G7D
NR n26 SCS 15 kHz (814 MHz ~ 824 MHz)	5 MHz	816.5 ~ 821.5	DFT-S BPSK	0.074	18.67	4M48G7D
			DFT-S QPSK	0.075	18.77	4M48G7D
			DFT-S 16QAM	0.06	17.77	4M48D7W
			DFT-S 64QAM	0.042	16.21	4M47D7W
			DFT-S 256QAM	0.026	14.19	4M49D7W
			CP QPSK	0.058	17.60	4M48G7D
	10 MHz	819	DFT-S BPSK	0.074	18.72	9M16G7D
			DFT-S QPSK	0.075	18.77	9M29G7D
			DFT-S 16QAM	0.06	17.75	9M28D7W
			DFT-S 64QAM	0.041	16.18	9M26D7W
			DFT-S 256QAM	0.027	14.24	9M27D7W
			CP QPSK	0.057	17.55	9M29G7D
NR n26 SCS 15 kHz (824 MHz ~ 849 MHz)	5 MHz	826.5 ~ 846.5	DFT-S BPSK	0.078	18.90	4M48G7D
			DFT-S QPSK	0.079	19.00	4M49G7D
			DFT-S 16QAM	0.063	17.98	4M48D7W
			DFT-S 64QAM	0.044	16.40	4M46D7W
			DFT-S 256QAM	0.027	14.33	4M49D7W
			CP QPSK	0.059	17.73	4M49G7D

Mode	Bandwidth	TX Frequency Range (MHz)	Modulation	Max. ERP (W)	Max. ERP (dBm)	Emission Designator
NR n26 SCS 15 kHz (824 MHz ~ 849 MHz)	10 MHz	829 ~ 844	DFT-S BPSK	0.077	18.88	9M21G7D
			DFT-S QPSK	0.079	18.96	9M28G7D
			DFT-S 16QAM	0.062	17.90	9M28D7W
			DFT-S 64QAM	0.043	16.37	9M26D7W
			DFT-S 256QAM	0.027	14.29	9M30D7W
			CP QPSK	0.059	17.68	9M28G7D
	15 MHz	831.5 ~ 841.5	DFT-S BPSK	0.078	18.92	14M0G7D
			DFT-S QPSK	0.079	19.00	14M1G7D
			DFT-S 16QAM	0.067	18.23	14M1D7W
			DFT-S 64QAM	0.048	16.77	14M1D7W
			DFT-S 256QAM	0.029	14.69	14M1D7W
			CP QPSK	0.059	17.70	14M1G7D
	20 MHz	834 ~ 839	DFT-S BPSK	0.078	18.93	18M8G7D
			DFT-S QPSK	0.08	19.02	18M8G7D
			DFT-S 16QAM	0.068	18.33	18M9D7W
			DFT-S 64QAM	0.048	16.81	18M9D7W
			DFT-S 256QAM	0.03	14.78	18M8D7W
			CP QPSK	0.059	17.73	18M8G7D
NR n71 SCS 15 kHz	5 MHz	665.5 ~ 695.5	DFT-S BPSK	0.066	18.18	4M49G7D
			DFT-S QPSK	0.066	18.21	4M49G7D
			DFT-S 16QAM	0.052	17.18	4M50D7W
			DFT-S 64QAM	0.036	15.53	4M49D7W
			DFT-S 256QAM	0.023	13.71	4M49D7W
			CP QPSK	0.045	16.56	4M49G7D
	10 MHz	668 ~ 693	DFT-S BPSK	0.066	18.20	8M92G7D
			DFT-S QPSK	0.067	18.24	9M29G7D
			DFT-S 16QAM	0.052	17.19	9M29D7W
			DFT-S 64QAM	0.036	15.54	9M28D7W
			DFT-S 256QAM	0.023	13.69	9M28D7W
			CP QPSK	0.045	16.57	9M29G7D
	15 MHz	670.5 ~ 690.5	DFT-S BPSK	0.066	18.22	13M4G7D
			DFT-S QPSK	0.067	18.26	14M1G7D
			DFT-S 16QAM	0.054	17.32	14M1D7W
			DFT-S 64QAM	0.036	15.62	14M1D7W
			DFT-S 256QAM	0.023	13.71	14M1D7W
			CP QPSK	0.046	16.66	14M1G7D
	20 MHz	673 ~ 688	DFT-S BPSK	0.067	18.28	17M8G7D
			DFT-S QPSK	0.068	18.30	18M9G7D
			DFT-S 16QAM	0.054	17.32	18M9D7W
			DFT-S 64QAM	0.037	15.67	18M9D7W
			DFT-S 256QAM	0.024	13.73	18M9D7W
			CP QPSK	0.047	16.71	18M9G7D

Mode	Bandwidth	TX Frequency Range (MHz)	Modulation	Max. EIRP (W)	Max. EIRP (dBm)	Emission Designator
NR n2 SCS 15 kHz	5 MHz	1852.5 ~ 1907.5	DFT-S BPSK	0.132	21.20	4M48G7D
			DFT-S QPSK	0.136	21.32	4M49G7D
			DFT-S 16QAM	0.1	20.00	4M53D7W
			DFT-S 64QAM	0.087	19.38	4M94D7W
			DFT-S 256QAM	0.052	17.16	4M49D7W
			CP QPSK	0.103	20.11	4M49G7D
	10 MHz	1855 ~ 1905	DFT-S BPSK	0.136	21.33	8M93G7D
			DFT-S QPSK	0.137	21.38	9M30G7D
			DFT-S 16QAM	0.1	20.00	9M29D7W
			DFT-S 64QAM	0.087	19.38	9M28D7W
			DFT-S 256QAM	0.054	17.29	9M28D7W
			CP QPSK	0.103	20.13	9M30G7D
	15 MHz	1857.5 ~ 1902.5	DFT-S BPSK	0.137	21.37	13M4G7D
			DFT-S QPSK	0.141	21.48	14M1G7D
			DFT-S 16QAM	0.103	20.13	14M1D7W
			DFT-S 64QAM	0.087	19.38	14M1D7W
			DFT-S 256QAM	0.054	17.29	14M1D7W
			CP QPSK	0.105	20.20	14M1G7D
	20 MHz	1860 ~ 1900	DFT-S BPSK	0.137	21.37	17M9G7D
			DFT-S QPSK	0.141	21.48	19M0G7D
			DFT-S 16QAM	0.103	20.13	19M0D7W
			DFT-S 64QAM	0.087	19.38	19M0D7W
			DFT-S 256QAM	0.054	17.29	19M0D7W
			CP QPSK	0.105	20.20	19M0G7D
NR n7 SCS 15 kHz	5 MHz	2502.5 ~ 2567.5	DFT-S BPSK	0.196	22.92	4M49G7D
			DFT-S QPSK	0.196	22.93	4M48G7D
			DFT-S 16QAM	0.145	21.62	4M49D7W
			DFT-S 64QAM	0.123	20.89	4M47D7W
			DFT-S 256QAM	0.074	18.69	4M49D7W
			CP QPSK	0.149	21.73	4M48G7D
	10 MHz	2505 ~ 2565	DFT-S BPSK	0.195	22.91	9M23G7D
			DFT-S QPSK	0.198	22.97	9M29G7D
			DFT-S 16QAM	0.147	21.67	9M30D7W
			DFT-S 64QAM	0.122	20.88	9M27D7W
			DFT-S 256QAM	0.075	18.77	9M31D7W
			CP QPSK	0.153	21.85	9M29G7D
	15 MHz	2507.5 ~ 2562.5	DFT-S BPSK	0.196	22.93	14M0G7D
			DFT-S QPSK	0.2	23.00	14M1G7D
			DFT-S 16QAM	0.147	21.67	14M1D7W
			DFT-S 64QAM	0.124	20.93	14M1D7W
			DFT-S 256QAM	0.076	18.79	14M1D7W
			CP QPSK	0.153	21.86	14M1G7D

Mode	Bandwidth	TX Frequency Range (MHz)	Modulation	Max. EIRP (W)	Max. EIRP (dBm)	Emission Designator
NR n7 SCS 15 kHz	20 MHz	2510 ~ 2560	DFT-S BPSK	0.198	22.97	18M7G7D
			DFT-S QPSK	0.202	23.06	18M9G7D
			DFT-S 16QAM	0.148	21.71	18M9D7W
			DFT-S 64QAM	0.125	20.97	18M9D7W
			DFT-S 256QAM	0.076	18.79	18M9D7W
			CP QPSK	0.156	21.93	18M9G7D
NR n25 SCS 15 kHz	5 MHz	1852.5 ~ 1912.5	DFT-S BPSK	0.142	21.51	4M63G7D
			DFT-S QPSK	0.146	21.65	4M62G7D
			DFT-S 16QAM	0.122	20.85	4M61D7W
			DFT-S 64QAM	0.085	19.30	4M65D7W
			DFT-S 256QAM	0.053	17.22	4M65D7W
			CP QPSK	0.104	20.15	4M62G7D
	10 MHz	1855 ~ 1910	DFT-S BPSK	0.143	21.55	9M23G7D
			DFT-S QPSK	0.148	21.70	9M29G7D
			DFT-S 16QAM	0.12	20.80	9M31D7W
			DFT-S 64QAM	0.086	19.35	9M27D7W
			DFT-S 256QAM	0.052	17.15	9M29D7W
			CP QPSK	0.104	20.18	9M29G7D
	15 MHz	1857.5 ~ 1907.5	DFT-S BPSK	0.145	21.60	14M0G7D
			DFT-S QPSK	0.149	21.73	14M1G7D
			DFT-S 16QAM	0.122	20.86	14M1D7W
			DFT-S 64QAM	0.086	19.35	14M1D7W
			DFT-S 256QAM	0.053	17.22	14M1D7W
			CP QPSK	0.105	20.22	14M1G7D
	20 MHz	1860 ~ 1905	DFT-S BPSK	0.146	21.65	18M8G7D
			DFT-S QPSK	0.151	21.78	18M9G7D
			DFT-S 16QAM	0.124	20.95	18M9D7W
			DFT-S 64QAM	0.088	19.43	18M9D7W
			DFT-S 256QAM	0.053	17.26	18M9D7W
			CP QPSK	0.107	20.29	18M9G7D
NR n38 SCS 30 kHz	20 MHz	2580 ~ 2610	DFT-S BPSK	0.189	22.77	18M0G7D
			DFT-S QPSK	0.192	22.84	18M3G7D
			DFT-S 16QAM	0.143	21.56	18M3D7W
			DFT-S 64QAM	0.123	20.89	18M3D7W
			DFT-S 256QAM	0.076	18.78	18M3D7W
			CP QPSK	0.132	21.22	18M3G7D
	30 MHz	2585 ~ 2605	DFT-S BPSK	0.194	22.88	27M6G7D
			DFT-S QPSK	0.195	22.90	28M0G7D
			DFT-S 16QAM	0.147	21.68	27M9D7W
			DFT-S 64QAM	0.123	20.91	28M0D7W
			DFT-S 256QAM	0.077	18.86	27M9D7W
			CP QPSK	0.134	21.28	28M0G7D

Mode	Bandwidth	TX Frequency Range (MHz)	Modulation	Max. EIRP (W)	Max. EIRP (dBm)	Emission Designator
NR n38 SCS 30 kHz	40 MHz	2590 ~ 2600	DFT-S BPSK	0.196	22.92	37M5G7D
			DFT-S QPSK	0.198	22.97	37M9G7D
			DFT-S 16QAM	0.15	21.77	38M0D7W
			DFT-S 64QAM	0.125	20.96	37M9D7W
			DFT-S 256QAM	0.077	18.87	37M7D7W
			CP QPSK	0.134	21.28	37M9G7D
NR n41 SCS 30 kHz (SISO)	20 MHz	2506.02 ~ 2679.99	DFT-S BPSK	0.209	23.21	18M0G7D
			DFT-S QPSK	0.213	23.28	-
			DFT-S 16QAM	0.17	22.30	-
			DFT-S 64QAM	0.177	22.48	-
			DFT-S 256QAM	0.124	20.92	-
			CP QPSK	0.129	21.09	-
	30 MHz	2511 ~ 2674.98	DFT-S BPSK	0.208	23.18	27M6G7D
			DFT-S QPSK	0.214	23.30	-
			DFT-S 16QAM	0.167	22.24	-
			DFT-S 64QAM	0.176	22.46	-
			DFT-S 256QAM	0.125	20.97	-
			CP QPSK	0.128	21.08	-
	40 MHz	2516.01 ~ 2670	DFT-S BPSK	0.209	23.20	37M5G7D
			DFT-S QPSK	0.215	23.32	-
			DFT-S 16QAM	0.169	22.29	-
			DFT-S 64QAM	0.176	22.45	-
			DFT-S 256QAM	0.125	20.97	-
			CP QPSK	0.13	21.14	-
	50 MHz	2521.02 ~ 2664.99	DFT-S BPSK	0.207	23.16	47M1G7D
			DFT-S QPSK	0.212	23.26	-
			DFT-S 16QAM	0.169	22.29	-
			DFT-S 64QAM	0.174	22.40	-
			DFT-S 256QAM	0.124	20.94	-
			CP QPSK	0.129	21.10	-
	60 MHz	2526 ~ 2659.98	DFT-S BPSK	0.207	23.17	57M7G7D
			DFT-S QPSK	0.211	23.25	-
			DFT-S 16QAM	0.167	22.23	-
			DFT-S 64QAM	0.176	22.46	-
			DFT-S 256QAM	0.123	20.91	-
			CP QPSK	0.13	21.13	-
	80 MHz	2536.02 ~ 2649.99	DFT-S BPSK	0.208	23.19	77M1G7D
			DFT-S QPSK	0.216	23.34	-
			DFT-S 16QAM	0.167	22.23	-
			DFT-S 64QAM	0.176	22.46	-
			DFT-S 256QAM	0.126	20.99	-
			CP QPSK	0.128	21.07	-

Mode	Bandwidth	TX Frequency Range (MHz)	Modulation	Max. EIRP (W)	Max. EIRP (dBm)	Emission Designator
NR n41 SCS 30 kHz (SISO)	90 MHz	2541 ~ 2644.98	DFT-S BPSK	0.206	23.14	86M9G7D
			DFT-S QPSK	0.212	23.26	-
			DFT-S 16QAM	0.17	22.30	-
			DFT-S 64QAM	0.174	22.41	-
			DFT-S 256QAM	0.125	20.97	-
			CP QPSK	0.129	21.09	-
	100 MHz	2546.01 ~ 2640	DFT-S BPSK	0.21	23.22	96M8G7D
			DFT-S QPSK	0.216	23.35	-
			DFT-S 16QAM	0.17	22.30	-
			DFT-S 64QAM	0.126	21.00	-
			DFT-S 256QAM	0.071	18.50	-
			CP QPSK	0.147	21.67	-
NR n41 SCS 30 kHz (MIMO)	20 MHz	2506.02 ~ 2679.98	QPSK	0.436	26.39	18M3G7D
			16QAM	0.331	25.20	18M3D7W
			64QAM	0.251	24.00	18M2D7W
			256QAM	0.16	22.05	18M2D7W
	30 MHz	2511 ~ 2674.98	QPSK	0.439	26.42	27M9G7D
			16QAM	0.327	25.15	27M8D7W
			64QAM	0.249	23.97	27M9D7W
			256QAM	0.16	22.04	27M8D7W
	40 MHz	2516.01 ~ 2670	QPSK	0.44	26.43	37M9G7D
			16QAM	0.327	25.15	38M0D7W
			64QAM	0.251	23.99	37M8D7W
			256QAM	0.158	21.99	37M7D7W
	50 MHz	2521.02 ~ 2664.99	QPSK	0.436	26.39	47M5G7D
			16QAM	0.33	25.18	47M5D7W
			64QAM	0.252	24.02	47M5D7W
			256QAM	0.16	22.03	47M4D7W
	60 MHz	2526 ~ 2659.98	QPSK	0.436	26.39	57M7G7D
			16QAM	0.328	25.16	57M8D7W
			64QAM	0.252	24.02	57M7D7W
			256QAM	0.16	22.04	57M7D7W
	80 MHz	2536.02 ~ 2649.99	QPSK	0.441	26.44	77M4G7D
			16QAM	0.329	25.17	77M4D7W
			64QAM	0.249	23.97	77M4D7W
			256QAM	0.16	22.03	77M5D7W
	90 MHz	2541 ~ 2644.98	QPSK	0.434	26.37	87M4G7D
			16QAM	0.328	25.16	87M5D7W
			64QAM	0.251	23.99	87M2D7W
			256QAM	0.16	22.03	87M1D7W
	100 MHz	2546.01 ~ 2640	QPSK	0.442	26.45	97M2G7D
			16QAM	0.333	25.22	97M4D7W
			64QAM	0.254	24.04	97M3D7W
			256QAM	0.162	22.09	97M4D7W

Mode	Bandwidth	TX Frequency Range (MHz)	Modulation	Max. EIRP (W)	Max. EIRP (dBm)	Emission Designator
NR n66 SCS 15 kHz	5 MHz	1712.5 ~ 1777.5	DFT-S BPSK	0.134	21.28	4M48G7D
			DFT-S QPSK	0.138	21.40	4M48G7D
			DFT-S 16QAM	0.107	20.31	4M46D7W
			DFT-S 64QAM	0.079	18.96	4M47D7W
			DFT-S 256QAM	0.051	17.07	4M50D7W
			CP QPSK	0.096	19.84	4M48G7D
	10 MHz	1715 ~ 1775	DFT-S BPSK	0.136	21.35	9M20G7D
			DFT-S QPSK	0.139	21.42	9M28G7D
			DFT-S 16QAM	0.111	20.45	9M29D7W
			DFT-S 64QAM	0.079	18.98	9M28D7W
			DFT-S 256QAM	0.05	17.03	9M30D7W
			CP QPSK	0.097	19.88	9M28G7D
	15 MHz	1717.5 ~ 1772.5	DFT-S BPSK	0.137	21.38	14M0G7D
			DFT-S QPSK	0.14	21.45	14M1G7D
			DFT-S 16QAM	0.111	20.46	14M1D7W
			DFT-S 64QAM	0.08	19.03	14M1D7W
			DFT-S 256QAM	0.052	17.12	14M1D7W
			CP QPSK	0.097	19.88	14M1G7D
	20 MHz	1720 ~ 1770	DFT-S BPSK	0.138	21.41	18M8G7D
			DFT-S QPSK	0.14	21.47	18M9G7D
			DFT-S 16QAM	0.113	20.52	18M9D7W
			DFT-S 64QAM	0.08	19.03	18M9D7W
			DFT-S 256QAM	0.052	17.15	18M9D7W
			CP QPSK	0.098	19.92	18M9G7D
NR n77 SCS 30 kHz (3.7 GHz ~ 3.98 GHz) (SISO)	20 MHz	3710.01 ~ 3969.99	DFT-S BPSK	0.115	20.60	18M0G7D
			DFT-S QPSK	0.119	20.76	-
			DFT-S 16QAM	0.095	19.77	-
			DFT-S 64QAM	0.068	18.33	-
			DFT-S 256QAM	0.043	16.35	-
			CP QPSK	0.085	19.30	-
	30 MHz	3715.02 ~ 3964.98	DFT-S BPSK	0.115	20.60	27M6G7D
			DFT-S QPSK	0.121	20.82	-
			DFT-S 16QAM	0.094	19.71	-
			DFT-S 64QAM	0.07	18.42	-
			DFT-S 256QAM	0.043	16.31	-
			CP QPSK	0.085	19.29	-
	40 MHz	3720 ~ 3960	DFT-S BPSK	0.118	20.71	37M6G7D
			DFT-S QPSK	0.12	20.79	-
			DFT-S 16QAM	0.095	19.80	-
			DFT-S 64QAM	0.069	18.39	-
			DFT-S 256QAM	0.043	16.34	-
			CP QPSK	0.085	19.27	-

Mode	Bandwidth	TX Frequency Range (MHz)	Modulation	Max. EIRP (W)	Max. EIRP (dBm)	Emission Designator
NR n77 SCS 30 kHz (3.7 GHz ~ 3.98 GHz) (SISO)	60 MHz	3730.02 ~ 3949.98	DFT-S BPSK	0.117	20.70	57M9G7D
			DFT-S QPSK	0.121	20.83	-
			DFT-S 16QAM	0.094	19.74	-
			DFT-S 64QAM	0.068	18.34	-
			DFT-S 256QAM	0.043	16.33	-
			CP QPSK	0.085	19.28	-
	80 MHz	3740.01 ~ 3939.99	DFT-S BPSK	0.117	20.70	77M2G7D
			DFT-S QPSK	0.122	20.87	-
			DFT-S 16QAM	0.095	19.77	-
			DFT-S 64QAM	0.069	18.36	-
			DFT-S 256QAM	0.043	16.37	-
			CP QPSK	0.086	19.36	-
	100 MHz	3750 ~ 3930	DFT-S BPSK	0.12	20.78	96M5G7D
			DFT-S QPSK	0.122	20.87	-
			DFT-S 16QAM	0.095	19.78	-
			DFT-S 64QAM	0.07	18.42	-
			DFT-S 256QAM	0.044	16.42	-
			CP QPSK	0.086	19.36	-
NR n77 SCS 30 kHz (3.7 GHz ~ 3.98 GHz) (MIMO)	20 MHz	3710.01 ~ 3969.99	QPSK	0.29	24.62	18M2G7D
			16QAM	0.252	24.02	18M3D7W
			64QAM	0.221	23.45	18M3D7W
			256QAM	0.138	21.40	18M2D7W
	30 MHz	3715.02 ~ 3964.98	QPSK	0.29	24.63	27M9G7D
			16QAM	0.255	24.06	27M8D7W
			64QAM	0.219	23.41	27M9D7W
			256QAM	0.139	21.42	27M8D7W
	40 MHz	3720 ~ 3960	QPSK	0.29	24.63	37M9G7D
			16QAM	0.256	24.08	37M9D7W
			64QAM	0.218	23.39	37M8D7W
			256QAM	0.137	21.37	37M7D7W
	60 MHz	3730.02 ~ 3949.98	QPSK	0.288	24.60	57M8G7D
			16QAM	0.254	24.04	57M8D7W
			64QAM	0.219	23.40	57M8D7W
			256QAM	0.137	21.36	57M9D7W
	80 MHz	3740.01 ~ 3939.99	QPSK	0.289	24.61	77M3G7D
			16QAM	0.255	24.06	77M4D7W
			64QAM	0.222	23.46	77M3D7W
			256QAM	0.138	21.40	77M8D7W

Mode	Bandwidth	TX Frequency Range (MHz)	Modulation	Max. EIRP (W)	Max. EIRP (dBm)	Emission Designator
NR n77 SCS 30 kHz (3.7 GHz ~ 3.98 GHz) (MIMO)	100 MHz	3750 ~ 3930	QPSK	0.292	24.65	97M2G7D
			16QAM	0.257	24.10	97M2D7W
			64QAM	0.221	23.45	97M3D7W
			256QAM	0.139	21.42	97M3D7W
NR n78 SCS 30 kHz (3.45 GHz ~ 3.55 GHz) (SISO)	20 MHz	3460.02 ~ 3540	DFT-S BPSK	0.09	19.54	18M1G7D
			DFT-S QPSK	0.091	19.60	-
			DFT-S 16QAM	0.072	18.60	-
			DFT-S 64QAM	0.056	17.45	-
			DFT-S 256QAM	0.034	15.29	-
			CP QPSK	0.061	17.84	-
	30 MHz	3465 ~ 3534.99	DFT-S BPSK	0.091	19.61	27M6G7D
			DFT-S QPSK	0.091	19.60	-
			DFT-S 16QAM	0.073	18.61	-
			DFT-S 64QAM	0.055	17.41	-
			DFT-S 256QAM	0.033	15.25	-
			CP QPSK	0.061	17.83	-
	40 MHz	3470.01 ~ 3529.98	DFT-S BPSK	0.091	19.59	37M6G7D
			DFT-S QPSK	0.091	19.58	-
			DFT-S 16QAM	0.072	18.60	-
			DFT-S 64QAM	0.056	17.45	-
			DFT-S 256QAM	0.034	15.27	-
			CP QPSK	0.061	17.84	-
	50 MHz	3475.02 ~ 3525	DFT-S BPSK	0.091	19.60	47M2G7D
			DFT-S QPSK	0.092	19.63	-
			DFT-S 16QAM	0.073	18.62	-
			DFT-S 64QAM	0.056	17.46	-
			DFT-S 256QAM	0.034	15.28	-
			CP QPSK	0.062	17.89	-
	60 MHz	3480 ~ 3519.99	DFT-S BPSK	0.091	19.59	57M8G7D
			DFT-S QPSK	0.091	19.60	-
			DFT-S 16QAM	0.073	18.63	-
			DFT-S 64QAM	0.056	17.47	-
			DFT-S 256QAM	0.033	15.22	-
			CP QPSK	0.062	17.9	-
	70 MHz	3485.01 ~ 3514.98	DFT-S BPSK	0.091	19.57	67M1G7D
			DFT-S QPSK	0.091	19.57	-
			DFT-S 16QAM	0.073	18.63	-
			DFT-S 64QAM	0.055	17.44	-
			DFT-S 256QAM	0.033	15.18	-
			CP QPSK	0.062	17.9	-

Mode	Bandwidth	TX Frequency Range (MHz)	Modulation	Max. EIRP (W)	Max. EIRP (dBm)	Emission Designator
NR n78 SCS 30 kHz (3.45 GHz ~ 3.55 GHz) (SISO)	80 MHz	3490.02 ~ 3510	DFT-S BPSK	0.091	19.60	77M0G7D
			DFT-S QPSK	0.091	19.61	-
			DFT-S 16QAM	0.073	18.64	-
			DFT-S 64QAM	0.055	17.44	-
			DFT-S 256QAM	0.033	15.24	-
			CP QPSK	0.061	17.85	-
	90 MHz	3495 ~ 3504.99	DFT-S BPSK	0.09	19.56	86M9G7D
			DFT-S QPSK	0.092	19.65	-
			DFT-S 16QAM	0.073	18.64	-
			DFT-S 64QAM	0.056	17.48	-
			DFT-S 256QAM	0.034	15.37	-
			CP QPSK	0.061	17.85	-
	100 MHz	3500.01	DFT-S BPSK	0.092	19.62	96M3G7D
			DFT-S QPSK	0.094	19.73	-
			DFT-S 16QAM	0.075	18.73	-
			DFT-S 64QAM	0.055	17.43	-
			DFT-S 256QAM	0.035	15.48	-
			CP QPSK	0.062	17.91	-
NR n78 SCS 30 kHz (3.45 GHz ~ 3.55 GHz) (MIMO)	20 MHz	3460.02 ~ 3540	QPSK	0.208	23.19	18M2G7D
			16QAM	0.162	22.09	18M3D7W
			64QAM	0.12	20.79	18M2D7W
			256QAM	0.074	18.68	18M2D7W
	30 MHz	3465 ~ 3534.99	QPSK	0.209	23.21	27M8G7D
			16QAM	0.163	22.11	27M8D7W
			64QAM	0.121	20.82	27M8D7W
			256QAM	0.074	18.68	27M8D7W
	40 MHz	3470.01 ~ 3529.98	QPSK	0.208	23.19	37M8G7D
			16QAM	0.161	22.07	37M8D7W
			64QAM	0.12	20.79	37M8D7W
			256QAM	0.074	18.67	37M7D7W
	50 MHz	3475.02 ~ 3525	QPSK	0.209	23.20	47M4G7D
			16QAM	0.161	22.08	47M5D7W
			64QAM	0.119	20.77	47M5D7W
			256QAM	0.074	18.69	47M5D7W
	60 MHz	3480 ~ 3519.99	QPSK	0.209	23.21	57M8G7D
			16QAM	0.163	22.11	57M8D7W
			64QAM	0.12	20.80	57M7D7W
			256QAM	0.074	18.68	57M8D7W
	70 MHz	3485.01 ~ 3514.98	QPSK	0.21	23.22	67M3G7D
			16QAM	0.163	22.11	67M2D7W
			64QAM	0.12	20.79	67M3D7W
			256QAM	0.074	18.70	67M4D7W

Mode	Bandwidth	TX Frequency Range (MHz)	Modulation	Max. EIRP (W)	Max. EIRP (dBm)	Emission Designator
NR n78 SCS 30 kHz (3.45 GHz ~ 3.55 GHz)	80 MHz	3490.02 ~ 3510	QPSK	0.21	23.22	77M3G7D
			16QAM	0.161	22.08	77M3D7W
			64QAM	0.12	20.78	77M2D7W
			256QAM	0.074	18.68	77M6D7W
	90 MHz	3495 ~ 3504.99	QPSK	0.212	23.27	87M3G7D
			16QAM	0.162	22.10	87M3D7W
			64QAM	0.12	20.80	87M3D7W
			256QAM	0.074	18.71	87M2D7W
	100 MHz	3500.01	QPSK	0.217	23.36	96M8G7D
			16QAM	0.164	22.16	97M1D7W
			64QAM	0.121	20.81	97M3D7W
			256QAM	0.075	18.77	97M0D7W

2. 5GNR n41, n77, n78 support SISO and MIMO mode. After pretesting, MIMO mode was the worst for final tests.
3. The EUT uses following accessories.

Item	Brand	Model	Specification
Adapter	Channel WELL Technology	2AEA010BC3D	AC Input: 100-240 Vac, 50/60 Hz, 0.35 A DC Output: 5.0 Vdc, 2.0 A, 10.0 W
Reader 1	Zebra	SE4770	-
Reader 2	Zebra	SE4100	-
Reader 3	Zebra	SE5500	-
1st Battery	CIPHERLAB	BA-0174A5	3.87 Vdc, 4500 mAh, 17.42 Wh
2nd Battery	Chongqing VDL Electronics Co., Ltd	341322PM4	3.85 Vdc, 90 mAh
USB To Type C Cable	SUNCA CO., LTD	1Q11512211-XJ	0.9 m

* After pretesting, Reader 1 and 1st Battery were the worst case and chosen for final test.

4. The above EUT information is declared by manufacturer and for more detailed features description, please refers to the manufacturer's specifications or user's manual.

3.2 Antenna Description of EUT

1. The antenna information is listed as below.

5G FR1 Band					
Band	Freq. Range (MHz)	Gain (dBi)			
		Ant. 0	Ant. 5	Ant. 6	Ant. 7
n2	1850 ~ 1910	-1	-	-	-2
n5	824 ~ 849	-1.5	-	-	-
n7	2500 ~ 2570	-	-1	0.5	-
n12	699 ~ 716	-2	-	-	-
n14	788 ~ 798	-2	-	-	-
n25	1850 ~ 1915	-1	-	-	-2
n26	814 ~ 849	-1.5	-	-	-
n38	2570 ~ 2620	-	-1	0.5	-
n41	2496 ~ 2690	-	-1	0.5	-
n66	1710 ~ 1780	-1	-	-	-2
n71	665.5 ~ 695.5	-1.5	-	-	-
n77	3700 ~ 3980	-	-2	-	-2
n78	3450 ~ 3550	-	-2	-	-2

*The above Antenna information is declared by manufacturer and for more detailed features description, please refer to the manufacturer's specifications, the laboratory shall not be held responsible.

3.3 Test Mode Applicability and Tested Channel Detail

3.3.1 NR n2 SCS 15 kHz

Test Item	Tested Channel	Channel Bandwidth	Modulation	Mode
Equivalent Isotropically Radiated Power	370500(1852.50 MHz) 376000(1880.00 MHz) 381500(1907.50 MHz)	5 MHz	π/2 BPSK / QPSK / 16QAM / 64QAM / 256QAM	1 RB Half RB Full RB
	371000(1855.00 MHz) 376000(1880.00 MHz) 381000(1905.00 MHz)	10 MHz	π/2 BPSK / QPSK / 16QAM / 64QAM / 256QAM	1 RB Half RB Full RB
	371500(1857.50 MHz) 376000(1880.00 MHz) 380500(1902.50 MHz)	15 MHz	π/2 BPSK / QPSK / 16QAM / 64QAM / 256QAM	1 RB Half RB Full RB
	372000(1860.00 MHz) 376000(1880.00 MHz) 380000(1900.00 MHz)	20 MHz	π/2 BPSK / QPSK / 16QAM / 64QAM / 256QAM	1 RB Half RB Full RB
Modulation Characteristics	376000(1880.00 MHz)	20 MHz	π/2 BPSK / QPSK / 16QAM / 64QAM / 256QAM	Full RB
Peak to Average Ratio	370500(1852.50 MHz) 376000(1880.00 MHz) 381500(1907.50 MHz)	5 MHz	π/2 BPSK / QPSK / 16QAM / 64QAM / 256QAM	1 RB
	371000(1855.00 MHz) 376000(1880.00 MHz) 381000(1905.00 MHz)	10 MHz	π/2 BPSK / QPSK / 16QAM / 64QAM / 256QAM	1 RB
	371500(1857.50 MHz) 376000(1880.00 MHz) 380500(1902.50 MHz)	15 MHz	π/2 BPSK / QPSK / 16QAM / 64QAM / 256QAM	1 RB
	372000(1860.00 MHz) 376000(1880.00 MHz) 380000(1900.00 MHz)	20 MHz	π/2 BPSK / QPSK / 16QAM / 64QAM / 256QAM	1 RB
Bandwidth	370500(1852.50 MHz) 376000(1880.00 MHz) 381500(1907.50 MHz)	5 MHz	π/2 BPSK / QPSK / 16QAM / 64QAM / 256QAM	Full RB
	371000(1855.00 MHz) 376000(1880.00 MHz) 381000(1905.00 MHz)	10 MHz	π/2 BPSK / QPSK / 16QAM / 64QAM / 256QAM	Full RB
	371500(1857.50 MHz) 376000(1880.00 MHz) 380500(1902.50 MHz)	15 MHz	π/2 BPSK / QPSK / 16QAM / 64QAM / 256QAM	Full RB
	372000(1860.00 MHz) 376000(1880.00 MHz) 380000(1900.00 MHz)	20 MHz	π/2 BPSK / QPSK / 16QAM / 64QAM / 256QAM	Full RB

Test Item	Tested Channel	Channel Bandwidth	Modulation	Mode
Conducted Spurious Emissions	370500(1852.50 MHz) 376000(1880.00 MHz) 381500(1907.50 MHz)	5 MHz	QPSK	1 RB Full RB
	371000(1855.00 MHz) 376000(1880.00 MHz) 381000(1905.00 MHz)	10 MHz	QPSK	1 RB Full RB
	371500(1857.50 MHz) 376000(1880.00 MHz) 380500(1902.50 MHz)	15 MHz	QPSK	1 RB Full RB
	372000(1860.00 MHz) 376000(1880.00 MHz) 380000(1900.00 MHz)	20 MHz	QPSK	1 RB Full RB
Radiated Spurious Emissions below 1GHz	376000(1880.00 MHz)	20 MHz	QPSK	1 RB
Radiated Spurious Emissions above 1GHz	370500(1852.50 MHz) 376000(1880.00 MHz) 381500(1907.50 MHz)	5 MHz	QPSK	1 RB
	372000(1860.00 MHz) 376000(1880.00 MHz) 380000(1900.00 MHz)	20 MHz	QPSK	1 RB
Frequency Stability	370500(1852.50 MHz) 381500(1907.50 MHz)	5 MHz	QPSK	Full RB
	371000(1855.00 MHz) 381000(1905.00 MHz)	10 MHz	QPSK	Full RB
	371500(1857.50 MHz) 380500(1902.50 MHz)	15 MHz	QPSK	Full RB
	372000(1860.00 MHz) 380000(1900.00 MHz)	20 MHz	QPSK	Full RB

3.3.2 NR n5 SCS 15 kHz

Test Item	Tested Channel	Channel Bandwidth	Modulation	Mode
Effective Radiated Power	165300(826.50 MHz) 167300(836.50 MHz) 169300(846.50 MHz)	5 MHz	π/2 BPSK / QPSK / 16QAM / 64QAM / 256QAM	1 RB Half RB Full RB
	165800(829.00 MHz) 167300(836.50 MHz) 168800(844.00 MHz)	10 MHz	π/2 BPSK / QPSK / 16QAM / 64QAM / 256QAM	1 RB Half RB Full RB
	166300(831.50 MHz) 167300(836.50 MHz) 168300(841.50 MHz)	15 MHz	π/2 BPSK / QPSK / 16QAM / 64QAM / 256QAM	1 RB Half RB Full RB
	166800(834.00 MHz) 167300(836.50 MHz) 167800(839.00 MHz)	20 MHz	π/2 BPSK / QPSK / 16QAM / 64QAM / 256QAM	1 RB Half RB Full RB
Modulation Characteristics	167300(836.50 MHz)	20 MHz	π/2 BPSK / QPSK / 16QAM / 64QAM / 256QAM	Full RB
Peak to Average Ratio	165300(826.50 MHz) 167300(836.50 MHz) 169300(846.50 MHz)	5 MHz	π/2 BPSK / QPSK / 16QAM / 64QAM / 256QAM	1 RB
	165800(829.00 MHz) 167300(836.50 MHz) 168800(844.00 MHz)	10 MHz	π/2 BPSK / QPSK / 16QAM / 64QAM / 256QAM	1 RB
	166300(831.50 MHz) 167300(836.50 MHz) 168300(841.50 MHz)	15 MHz	π/2 BPSK / QPSK / 16QAM / 64QAM / 256QAM	1 RB
	166800(834.00 MHz) 167300(836.50 MHz) 167800(839.00 MHz)	20 MHz	π/2 BPSK / QPSK / 16QAM / 64QAM / 256QAM	1 RB
Bandwidth	165300(826.50 MHz) 167300(836.50 MHz) 169300(846.50 MHz)	5 MHz	π/2 BPSK / QPSK / 16QAM / 64QAM / 256QAM	Full RB
	165800(829.00 MHz) 167300(836.50 MHz) 168800(844.00 MHz)	10 MHz	π/2 BPSK / QPSK / 16QAM / 64QAM / 256QAM	Full RB
	166300(831.50 MHz) 167300(836.50 MHz) 168300(841.50 MHz)	15 MHz	π/2 BPSK / QPSK / 16QAM / 64QAM / 256QAM	Full RB
	166800(834.00 MHz) 167300(836.50 MHz) 167800(839.00 MHz)	20 MHz	π/2 BPSK / QPSK / 16QAM / 64QAM / 256QAM	Full RB

Test Item	Tested Channel	Channel Bandwidth	Modulation	Mode
Conducted Spurious Emissions	165300(826.50 MHz) 167300(836.50 MHz) 169300(846.50 MHz)	5 MHz	QPSK	1 RB Full RB
	165800(829.00 MHz) 167300(836.50 MHz) 168800(844.00 MHz)	10 MHz	QPSK	1 RB Full RB
	166300(831.50 MHz) 167300(836.50 MHz) 168300(841.50 MHz)	15 MHz	QPSK	1 RB Full RB
	166800(834.00 MHz) 167300(836.50 MHz) 167800(839.00 MHz)	20 MHz	QPSK	1 RB Full RB
Radiated Spurious Emissions below 1GHz	167300(836.50 MHz)	20 MHz	QPSK	1 RB
Radiated Spurious Emissions above 1GHz	165300(826.50 MHz) 167300(836.50 MHz) 169300(846.50 MHz)	5 MHz	QPSK	1 RB
	166800(834.00 MHz) 167300(836.50 MHz) 167800(839.00 MHz)	20 MHz	QPSK	1 RB
Frequency Stability	165300(826.50 MHz) 169300(846.50 MHz)	5 MHz	QPSK	Full RB
	165800(829.00 MHz) 168800(844.00 MHz)	10 MHz	QPSK	Full RB
	166300(831.50 MHz) 168300(841.50 MHz)	15 MHz	QPSK	Full RB
	166800(834.00 MHz) 167800(839.00 MHz)	20 MHz	QPSK	Full RB

3.3.3 NR n7 SCS 15 kHz

Test Item	Tested Channel	Channel Bandwidth	Modulation	Mode
Equivalent Isotropically Radiated Power	500500(2502.50 MHz) 507000(2535.00 MHz) 513500(2567.50 MHz)	5 MHz	π/2 BPSK / QPSK / 16QAM / 64QAM / 256QAM	1 RB Half RB Full RB
	501000(2505.00 MHz) 507000(2535.00 MHz) 513000(2565.00 MHz)	10 MHz	π/2 BPSK / QPSK / 16QAM / 64QAM / 256QAM	1 RB Half RB Full RB
	501500(2507.50 MHz) 507000(2535.00 MHz) 512500(2562.50 MHz)	15 MHz	π/2 BPSK / QPSK / 16QAM / 64QAM / 256QAM	1 RB Half RB Full RB
	502000(2510.00 MHz) 507000(2535.00 MHz) 512000(2560.00 MHz)	20 MHz	π/2 BPSK / QPSK / 16QAM / 64QAM / 256QAM	1 RB Half RB Full RB
Modulation Characteristics	507000(2535.00 MHz)	20 MHz	π/2 BPSK / QPSK / 16QAM / 64QAM / 256QAM	Full RB
Peak to Average Ratio	500500(2502.50 MHz) 507000(2535.00 MHz) 513500(2567.50 MHz)	5 MHz	π/2 BPSK / QPSK / 16QAM / 64QAM / 256QAM	1 RB
	501000(2505.00 MHz) 507000(2535.00 MHz) 513000(2565.00 MHz)	10 MHz	π/2 BPSK / QPSK / 16QAM / 64QAM / 256QAM	1 RB
	501500(2507.50 MHz) 507000(2535.00 MHz) 512500(2562.50 MHz)	15 MHz	π/2 BPSK / QPSK / 16QAM / 64QAM / 256QAM	1 RB
	502000(2510.00 MHz) 507000(2535.00 MHz) 512000(2560.00 MHz)	20 MHz	π/2 BPSK / QPSK / 16QAM / 64QAM / 256QAM	1 RB
Bandwidth	500500(2502.50 MHz) 507000(2535.00 MHz) 513500(2567.50 MHz)	5 MHz	π/2 BPSK / QPSK / 16QAM / 64QAM / 256QAM	Full RB
	501000(2505.00 MHz) 507000(2535.00 MHz) 513000(2565.00 MHz)	10 MHz	π/2 BPSK / QPSK / 16QAM / 64QAM / 256QAM	Full RB
	501500(2507.50 MHz) 507000(2535.00 MHz) 512500(2562.50 MHz)	15 MHz	π/2 BPSK / QPSK / 16QAM / 64QAM / 256QAM	Full RB
	502000(2510.00 MHz) 507000(2535.00 MHz) 512000(2560.00 MHz)	20 MHz	π/2 BPSK / QPSK / 16QAM / 64QAM / 256QAM	Full RB

Test Item	Tested Channel	Channel Bandwidth	Modulation	Mode
Conducted Spurious Emissions	500500(2502.50 MHz) 507000(2535.00 MHz) 513500(2567.50 MHz)	5 MHz	QPSK	1 RB Full RB
	501000(2505.00 MHz) 507000(2535.00 MHz) 513000(2565.00 MHz)	10 MHz	QPSK	1 RB Full RB
	501500(2507.50 MHz) 507000(2535.00 MHz) 512500(2562.50 MHz)	15 MHz	QPSK	1 RB Full RB
	502000(2510.00 MHz) 507000(2535.00 MHz) 512000(2560.00 MHz)	20 MHz	QPSK	1 RB Full RB
Radiated Spurious Emissions below 1GHz	507000(2535.00 MHz)	20 MHz	QPSK	1 RB
Radiated Spurious Emissions above 1GHz	500500(2502.50 MHz) 507000(2535.00 MHz) 513500(2567.50 MHz)	5 MHz	QPSK	1 RB
	502000(2510.00 MHz) 507000(2535.00 MHz) 512000(2560.00 MHz)	20 MHz	QPSK	1 RB
Frequency Stability	500500(2502.50 MHz) 513500(2567.50 MHz)	5 MHz	QPSK	Full RB
	501000(2505.00 MHz) 513000(2565.00 MHz)	10 MHz	QPSK	Full RB
	501500(2507.50 MHz) 512500(2562.50 MHz)	15 MHz	QPSK	Full RB
	502000(2510.00 MHz) 512000(2560.00 MHz)	20 MHz	QPSK	Full RB

3.3.4 NR n12 SCS 15 kHz

Test Item	Tested Channel	Channel Bandwidth	Modulation	Mode
Effective Radiated Power	140300(701.50 MHz) 141500(707.50 MHz) 142700(713.50 MHz)	5 MHz	π/2 BPSK / QPSK / 16QAM / 64QAM / 256QAM	1 RB Half RB Full RB
	140800(704.00 MHz) 141500(707.50 MHz) 142200(711.00 MHz)	10 MHz	π/2 BPSK / QPSK / 16QAM / 64QAM / 256QAM	1 RB Half RB Full RB
	141300(706.50 MHz) 141500(707.50 MHz) 141700(708.50 MHz)	15 MHz	π/2 BPSK / QPSK / 16QAM / 64QAM / 256QAM	1 RB Half RB Full RB
Modulation Characteristics	141500(707.50 MHz)	15 MHz	π/2 BPSK / QPSK / 16QAM / 64QAM / 256QAM	Full RB
Peak to Average Ratio	140300(701.50 MHz) 141500(707.50 MHz) 142700(713.50 MHz)	5 MHz	π/2 BPSK / QPSK / 16QAM / 64QAM / 256QAM	1 RB
	140800(704.00 MHz) 141500(707.50 MHz) 142200(711.00 MHz)	10 MHz	π/2 BPSK / QPSK / 16QAM / 64QAM / 256QAM	1 RB
	141300(706.50 MHz) 141500(707.50 MHz) 141700(708.50 MHz)	15 MHz	π/2 BPSK / QPSK / 16QAM / 64QAM / 256QAM	1 RB
Bandwidth	140300(701.50 MHz) 141500(707.50 MHz) 142700(713.50 MHz)	5 MHz	π/2 BPSK / QPSK / 16QAM / 64QAM / 256QAM	Full RB
	140800(704.00 MHz) 141500(707.50 MHz) 142200(711.00 MHz)	10 MHz	π/2 BPSK / QPSK / 16QAM / 64QAM / 256QAM	Full RB
	141300(706.50 MHz) 141500(707.50 MHz) 141700(708.50 MHz)	15 MHz	π/2 BPSK / QPSK / 16QAM / 64QAM / 256QAM	Full RB
Conducted Spurious Emissions	140300(701.50 MHz) 141500(707.50 MHz) 142700(713.50 MHz)	5 MHz	QPSK	1 RB Full RB
	140800(704.00 MHz) 141500(707.50 MHz) 142200(711.00 MHz)	10 MHz	QPSK	1 RB Full RB
	141300(706.50 MHz) 141500(707.50 MHz) 141700(708.50 MHz)	15 MHz	QPSK	1 RB Full RB

Test Item	Tested Channel	Channel Bandwidth	Modulation	Mode
Radiated Spurious Emissions below 1GHz	141500(707.50 MHz)	15 MHz	QPSK	1 RB
Radiated Spurious Emissions above 1GHz	140300(701.50 MHz) 141500(707.50 MHz) 142700(713.50 MHz)	5 MHz	QPSK	1 RB
	141300(706.50 MHz) 141500(707.50 MHz) 141700(708.50 MHz)	15 MHz	QPSK	1 RB
Frequency Stability	140300(701.50 MHz) 142700(713.50 MHz)	5 MHz	QPSK	Full RB
	140800(704.00 MHz) 142200(711.00 MHz)	10 MHz	QPSK	Full RB
	141300(706.50 MHz) 141700(708.50 MHz)	15 MHz	QPSK	Full RB

3.3.5 NR n14 SCS 15 kHz

Test Item	Tested Channel	Channel Bandwidth	Modulation	Mode
Effective Radiated Power	158100(790.50 MHz) 158600(793.00 MHz) 159100(795.50 MHz)	5 MHz	π/2 BPSK / QPSK / 16QAM / 64QAM / 256QAM	1 RB Half RB Full RB
	158600(793.00 MHz)	10 MHz	π/2 BPSK / QPSK / 16QAM / 64QAM / 256QAM	1 RB Half RB Full RB
Modulation Characteristics	158600(793.00 MHz)	10 MHz	π/2 BPSK / QPSK / 16QAM / 64QAM / 256QAM	Full RB
Peak to Average Ratio	158100(790.50 MHz) 158600(793.00 MHz) 159100(795.50 MHz)	5 MHz	π/2 BPSK / QPSK / 16QAM / 64QAM / 256QAM	1 RB
	158600(793.00 MHz)	10 MHz	π/2 BPSK / QPSK / 16QAM / 64QAM / 256QAM	1 RB
Bandwidth	158100(790.50 MHz) 158600(793.00 MHz) 159100(795.50 MHz)	5 MHz	π/2 BPSK / QPSK / 16QAM / 64QAM / 256QAM	Full RB
	158600(793.00 MHz)	10 MHz	π/2 BPSK / QPSK / 16QAM / 64QAM / 256QAM	Full RB
Conducted Spurious Emissions	158100(790.50 MHz) 158600(793.00 MHz) 159100(795.50 MHz)	5 MHz	QPSK	1 RB
	158600(793.00 MHz)	10 MHz	QPSK	1 RB
Radiated Spurious Emissions below 1GHz	158600(793.00 MHz)	10 MHz	QPSK	1 RB
Radiated Spurious Emissions above 1GHz	158100(790.50 MHz) 158600(793.00 MHz) 159100(795.50 MHz)	5 MHz	QPSK	1 RB
	158600(793.00 MHz)	10 MHz	QPSK	1 RB
Frequency Stability	158100(790.50 MHz) 159100(795.50 MHz)	5 MHz	QPSK	Full RB
	158600(793.00 MHz)	10 MHz	QPSK	Full RB

3.3.6 NR n25 SCS 15 kHz

Test Item	Tested Channel	Channel Bandwidth	Modulation	Mode
Equivalent Isotropically Radiated Power	370500(1852.50 MHz) 376500(1882.50 MHz) 382500(1912.50 MHz)	5 MHz	π/2 BPSK / QPSK / 16QAM / 64QAM / 256QAM	1 RB Half RB Full RB
	371000(1855.00 MHz) 376500(1882.50 MHz) 382000(1910.00 MHz)	10 MHz	π/2 BPSK / QPSK / 16QAM / 64QAM / 256QAM	1 RB Half RB Full RB
	371500(1857.50 MHz) 376500(1882.50 MHz) 381500(1907.50 MHz)	15 MHz	π/2 BPSK / QPSK / 16QAM / 64QAM / 256QAM	1 RB Half RB Full RB
	372000(1860.00 MHz) 376500(1882.50 MHz) 381000(1905.00 MHz)	20 MHz	π/2 BPSK / QPSK / 16QAM / 64QAM / 256QAM	1 RB Half RB Full RB
Modulation Characteristics	376500(1882.50 MHz)	20 MHz	π/2 BPSK / QPSK / 16QAM / 64QAM / 256QAM	Full RB
Peak to Average Ratio	370500(1852.50 MHz) 376500(1882.50 MHz) 382500(1912.50 MHz)	5 MHz	π/2 BPSK / QPSK / 16QAM / 64QAM / 256QAM	1 RB
	371000(1855.00 MHz) 376500(1882.50 MHz) 382000(1910.00 MHz)	10 MHz	π/2 BPSK / QPSK / 16QAM / 64QAM / 256QAM	1 RB
	371500(1857.50 MHz) 376500(1882.50 MHz) 381500(1907.50 MHz)	15 MHz	π/2 BPSK / QPSK / 16QAM / 64QAM / 256QAM	1 RB
	372000(1860.00 MHz) 376500(1882.50 MHz) 381000(1905.00 MHz)	20 MHz	π/2 BPSK / QPSK / 16QAM / 64QAM / 256QAM	1 RB
Bandwidth	370500(1852.50 MHz) 376500(1882.50 MHz) 382500(1912.50 MHz)	5 MHz	π/2 BPSK / QPSK / 16QAM / 64QAM / 256QAM	Full RB
	371000(1855.00 MHz) 376500(1882.50 MHz) 382000(1910.00 MHz)	10 MHz	π/2 BPSK / QPSK / 16QAM / 64QAM / 256QAM	Full RB
	371500(1857.50 MHz) 376500(1882.50 MHz) 381500(1907.50 MHz)	15 MHz	π/2 BPSK / QPSK / 16QAM / 64QAM / 256QAM	Full RB
	372000(1860.00 MHz) 376500(1882.50 MHz) 381000(1905.00 MHz)	20 MHz	π/2 BPSK / QPSK / 16QAM / 64QAM / 256QAM	Full RB

Test Item	Tested Channel	Channel Bandwidth	Modulation	Mode
Conducted Spurious Emissions	370500(1852.50 MHz) 376500(1882.50 MHz) 382500(1912.50 MHz)	5 MHz	QPSK	1 RB Full RB
	371000(1855.00 MHz) 376500(1882.50 MHz) 382000(1910.00 MHz)	10 MHz	QPSK	1 RB Full RB
	371500(1857.50 MHz) 376500(1882.50 MHz) 381500(1907.50 MHz)	15 MHz	QPSK	1 RB Full RB
	372000(1860.00 MHz) 376500(1882.50 MHz) 381000(1905.00 MHz)	20 MHz	QPSK	1 RB Full RB
Radiated Spurious Emissions below 1GHz	382500(1912.50 MHz)	5 MHz	QPSK	1 RB
Radiated Spurious Emissions above 1GHz	370500(1852.50 MHz) 376500(1882.50 MHz) 382500(1912.50 MHz)	5 MHz	QPSK	1 RB
	372000(1860.00 MHz) 376500(1882.50 MHz) 381000(1905.00 MHz)	20 MHz	QPSK	1 RB
Frequency Stability	370500(1852.50 MHz) 382500(1912.50 MHz)	5 MHz	QPSK	Full RB
	371000(1855.00 MHz) 382000(1910.00 MHz)	10 MHz	QPSK	Full RB
	371500(1857.50 MHz) 381500(1907.50 MHz)	15 MHz	QPSK	Full RB
	372000(1860.00 MHz) 381000(1905.00 MHz)	20 MHz	QPSK	Full RB

3.3.7 NR n26 SCS 15 kHz (814 MHz ~ 824 MHz)

Test Item	Tested Channel	Channel Bandwidth	Modulation	Mode
Effective Radiated Power	163300(816.50 MHz) 163800(819.00 MHz) 164300(821.50 MHz)	5 MHz	π/2 BPSK / QPSK / 16QAM / 64QAM / 256QAM	1 RB Half RB Full RB
	163800(819.00 MHz)	10 MHz	π/2 BPSK / QPSK / 16QAM / 64QAM / 256QAM	1 RB Half RB Full RB
Modulation Characteristics	163800(819.00 MHz)	10 MHz	π/2 BPSK / QPSK / 16QAM / 64QAM / 256QAM	Full RB
Peak to Average Ratio	163300(816.50 MHz) 163800(819.00 MHz) 164300(821.50 MHz)	5 MHz	π/2 BPSK / QPSK / 16QAM / 64QAM / 256QAM	Full RB
	163800(819.00 MHz)	10 MHz	π/2 BPSK / QPSK / 16QAM / 64QAM / 256QAM	Full RB
Bandwidth	163300(816.50 MHz) 163800(819.00 MHz) 164300(821.50 MHz)	5 MHz	π/2 BPSK / QPSK / 16QAM / 64QAM / 256QAM	Full RB
	163800(819.00 MHz)	10 MHz	π/2 BPSK / QPSK / 16QAM / 64QAM / 256QAM	Full RB
Conducted Spurious Emissions	163300(816.50 MHz) 163800(819.00 MHz) 164300(821.50 MHz)	5 MHz	QPSK	1 RB Full RB
	163800(819.00 MHz)	10 MHz	QPSK	1 RB Full RB
Radiated Spurious Emissions below 1GHz	163800(819.00 MHz)	10 MHz	QPSK	1 RB
Radiated Spurious Emissions above 1GHz	163300(816.50 MHz) 163800(819.00 MHz) 164300(821.50 MHz)	5 MHz	QPSK	1 RB
	163800(819.00 MHz)	10 MHz	QPSK	1 RB
Frequency Stability	163300(816.50 MHz) 164300(821.50 MHz)	5 MHz	QPSK	Full RB
	163800(819.00 MHz)	10 MHz	QPSK	Full RB

3.3.8 NR n26 SCS 15 kHz (824 MHz ~ 849 MHz)

Test Item	Tested Channel	Channel Bandwidth	Modulation	Mode
Effective Radiated Power	165300(826.50 MHz) 167300(836.50 MHz) 169300(846.50 MHz)	5 MHz	π/2 BPSK / QPSK / 16QAM / 64QAM / 256QAM	1 RB Half RB Full RB
	165800(829.00 MHz) 167300(836.50 MHz) 168800(844.00 MHz)	10 MHz	π/2 BPSK / QPSK / 16QAM / 64QAM / 256QAM	1 RB Half RB Full RB
	166300(831.50 MHz) 167300(836.50 MHz) 168300(841.50 MHz)	15 MHz	π/2 BPSK / QPSK / 16QAM / 64QAM / 256QAM	1 RB Half RB Full RB
	166800(834.00 MHz) 167300(836.50 MHz) 167800(839.00 MHz)	20 MHz	π/2 BPSK / QPSK / 16QAM / 64QAM / 256QAM	1 RB Half RB Full RB
Modulation Characteristics	167300(836.50 MHz)	20 MHz	π/2 BPSK / QPSK / 16QAM / 64QAM / 256QAM	Full RB
Peak to Average Ratio	165300(826.50 MHz) 167300(836.50 MHz) 169300(846.50 MHz)	5 MHz	π/2 BPSK / QPSK / 16QAM / 64QAM / 256QAM	1 RB
	165800(829.00 MHz) 167300(836.50 MHz) 168800(844.00 MHz)	10 MHz	π/2 BPSK / QPSK / 16QAM / 64QAM / 256QAM	1 RB
	166300(831.50 MHz) 167300(836.50 MHz) 168300(841.50 MHz)	15 MHz	π/2 BPSK / QPSK / 16QAM / 64QAM / 256QAM	1 RB
	166800(834.00 MHz) 167300(836.50 MHz) 167800(839.00 MHz)	20 MHz	π/2 BPSK / QPSK / 16QAM / 64QAM / 256QAM	1 RB
Bandwidth	165300(826.50 MHz) 167300(836.50 MHz) 169300(846.50 MHz)	5 MHz	π/2 BPSK / QPSK / 16QAM / 64QAM / 256QAM	Full RB
	165800(829.00 MHz) 167300(836.50 MHz) 168800(844.00 MHz)	10 MHz	π/2 BPSK / QPSK / 16QAM / 64QAM / 256QAM	Full RB
	166300(831.50 MHz) 167300(836.50 MHz) 168300(841.50 MHz)	15 MHz	π/2 BPSK / QPSK / 16QAM / 64QAM / 256QAM	Full RB
	166800(834.00 MHz) 167300(836.50 MHz) 167800(839.00 MHz)	20 MHz	π/2 BPSK / QPSK / 16QAM / 64QAM / 256QAM	Full RB

Test Item	Tested Channel	Channel Bandwidth	Modulation	Mode
Conducted Spurious Emissions	165300(826.50 MHz) 167300(836.50 MHz) 169300(846.50 MHz)	5 MHz	QPSK	1 RB Full RB
	165800(829.00 MHz) 167300(836.50 MHz) 168800(844.00 MHz)	10 MHz	QPSK	1 RB Full RB
	166300(831.50 MHz) 167300(836.50 MHz) 168300(841.50 MHz)	15 MHz	QPSK	1 RB Full RB
	166800(834.00 MHz) 167300(836.50 MHz) 167800(839.00 MHz)	20 MHz	QPSK	1 RB Full RB
Radiated Spurious Emissions below 1GHz	167300(836.50 MHz)	20 MHz	QPSK	1 RB
Radiated Spurious Emissions above 1GHz	165300(826.50 MHz) 167300(836.50 MHz) 169300(846.50 MHz)	5 MHz	QPSK	1 RB
	167300(836.50 MHz)	20 MHz	QPSK	1 RB
Frequency Stability	165300(826.50 MHz) 169300(846.50 MHz)	5 MHz	QPSK	Full RB
	165800(829.00 MHz) 168800(844.00 MHz)	10 MHz	QPSK	Full RB
	166300(831.50 MHz) 168300(841.50 MHz)	15 MHz	QPSK	Full RB
	167300(836.50 MHz)	20 MHz	QPSK	Full RB

3.3.9 NR n38 SCS 30 kHz

Test Item	Tested Channel	Channel Bandwidth	Modulation	Mode
Equivalent Isotropically Radiated Power	516000(2580.00 MHz) 519000(2595.00 MHz) 522000(2610.00 MHz)	20 MHz	π/2 BPSK / QPSK / 16QAM / 64QAM / 256QAM	1 RB Half RB Full RB
	517000(2585.00 MHz) 519000(2595.00 MHz) 521000(2605.00 MHz)	30 MHz	π/2 BPSK / QPSK / 16QAM / 64QAM / 256QAM	1 RB Half RB Full RB
	518000(2590.00 MHz) 519000(2595.00 MHz) 520000(2600.00 MHz)	40 MHz	π/2 BPSK / QPSK / 16QAM / 64QAM / 256QAM	1 RB Half RB Full RB
Modulation Characteristics	519000(2595.00 MHz)	40 MHz	π/2 BPSK / QPSK / 16QAM / 64QAM / 256QAM	Full RB
Peak to Average Ratio	516000(2580.00 MHz) 519000(2595.00 MHz) 522000(2610.00 MHz)	20 MHz	π/2 BPSK / QPSK / 16QAM / 64QAM / 256QAM	1 RB
	517000(2585.00 MHz) 519000(2595.00 MHz) 521000(2605.00 MHz)	30 MHz	π/2 BPSK / QPSK / 16QAM / 64QAM / 256QAM	1 RB
	518000(2590.00 MHz) 519000(2595.00 MHz) 520000(2600.00 MHz)	40 MHz	π/2 BPSK / QPSK / 16QAM / 64QAM / 256QAM	1 RB
Bandwidth	516000(2580.00 MHz) 519000(2595.00 MHz) 522000(2610.00 MHz)	20 MHz	π/2 BPSK / QPSK / 16QAM / 64QAM / 256QAM	Full RB
	517000(2585.00 MHz) 519000(2595.00 MHz) 521000(2605.00 MHz)	30 MHz	π/2 BPSK / QPSK / 16QAM / 64QAM / 256QAM	Full RB
	518000(2590.00 MHz) 519000(2595.00 MHz) 520000(2600.00 MHz)	40 MHz	π/2 BPSK / QPSK / 16QAM / 64QAM / 256QAM	Full RB
Conducted Spurious Emissions	516000(2580.00 MHz) 519000(2595.00 MHz) 522000(2610.00 MHz)	20 MHz	QPSK	1 RB Full RB
	517000(2585.00 MHz) 519000(2595.00 MHz) 521000(2605.00 MHz)	30 MHz	QPSK	1 RB Full RB
	518000(2590.00 MHz) 519000(2595.00 MHz) 520000(2600.00 MHz)	40 MHz	QPSK	1 RB Full RB

Test Item	Tested Channel	Channel Bandwidth	Modulation	Mode
Radiated Spurious Emissions below 1GHz	519000(2595.00 MHz)	40 MHz	QPSK	1 RB
Radiated Spurious Emissions above 1GHz	516000(2580.00 MHz) 519000(2595.00 MHz) 522000(2610.00 MHz)	20 MHz	QPSK	1 RB
	518000(2590.00 MHz) 519000(2595.00 MHz) 520000(2600.00 MHz)	40 MHz	QPSK	1 RB
Frequency Stability	516000(2580.00 MHz) 522000(2610.00 MHz)	20 MHz	QPSK	Full RB
	517000(2585.00 MHz) 521000(2605.00 MHz)	30 MHz	QPSK	Full RB
	518000(2590.00 MHz) 520000(2600.00 MHz)	40 MHz	QPSK	Full RB

3.3.10 NR n41 SCS 30 kHz

Test Item	Tested Channel	Channel Bandwidth	Modulation	Mode
Equivalent Isotropically Radiated Power	501204(2506.02 MHz) 518598(2592.99 MHz) 535998(2679.99 MHz)	20 MHz	π/2 BPSK / QPSK / 16QAM / 64QAM / 256QAM	1 RB Half RB Full RB
	502200(2511.00 MHz) 518598(2592.99 MHz) 534996(2674.98 MHz)	30 MHz	π/2 BPSK / QPSK / 16QAM / 64QAM / 256QAM	1 RB Half RB Full RB
	503202(2516.01 MHz) 518598(2592.99 MHz) 534000(2670.00 MHz)	40 MHz	π/2 BPSK / QPSK / 16QAM / 64QAM / 256QAM	1 RB Half RB Full RB
	504204(2521.02 MHz) 518598(2592.99 MHz) 532998(2664.99 MHz)	50 MHz	π/2 BPSK / QPSK / 16QAM / 64QAM / 256QAM	1 RB Half RB Full RB
	505200(2526.00 MHz) 518598(2592.99 MHz) 531996(2659.98 MHz)	60 MHz	π/2 BPSK / QPSK / 16QAM / 64QAM / 256QAM	1 RB Half RB Full RB
	507204(2536.02 MHz) 518598(2592.99 MHz) 529998(2649.99 MHz)	80 MHz	π/2 BPSK / QPSK / 16QAM / 64QAM / 256QAM	1 RB Half RB Full RB
	508200(2541.00 MHz) 518598(2592.99 MHz) 528996(2644.98 MHz)	90 MHz	π/2 BPSK / QPSK / 16QAM / 64QAM / 256QAM	1 RB Half RB Full RB
	509202(2546.01 MHz) 518598(2592.99 MHz) 528000(2640.00 MHz)	100 MHz	π/2 BPSK / QPSK / 16QAM / 64QAM / 256QAM	1 RB Half RB Full RB
Modulation Characteristics	518598(2592.99 MHz)	100 MHz	π/2 BPSK / QPSK / 16QAM / 64QAM / 256QAM	Full RB
Peak to Average Ratio	501204(2506.02 MHz) 518598(2592.99 MHz) 535998(2679.99 MHz)	20 MHz	π/2 BPSK / QPSK / 16QAM / 64QAM / 256QAM	1 RB
	502200(2511.00 MHz) 518598(2592.99 MHz) 534996(2674.98 MHz)	30 MHz	π/2 BPSK / QPSK / 16QAM / 64QAM / 256QAM	1 RB
	503202(2516.01 MHz) 518598(2592.99 MHz) 534000(2670.00 MHz)	40 MHz	π/2 BPSK / QPSK / 16QAM / 64QAM / 256QAM	1 RB
	504204(2521.02 MHz) 518598(2592.99 MHz) 532998(2664.99 MHz)	50 MHz	π/2 BPSK / QPSK / 16QAM / 64QAM / 256QAM	1 RB
	505200(2526.00 MHz) 518598(2592.99 MHz) 531996(2659.98 MHz)	60 MHz	π/2 BPSK / QPSK / 16QAM / 64QAM / 256QAM	1 RB
	507204(2536.02 MHz) 518598(2592.99 MHz) 529998(2649.99 MHz)	80 MHz	π/2 BPSK / QPSK / 16QAM / 64QAM / 256QAM	1 RB

Test Item	Tested Channel	Channel Bandwidth	Modulation	Mode
Peak to Average Ratio	508200(2541.00 MHz) 518598(2592.99 MHz) 528996(2644.98 MHz)	90 MHz	π/2 BPSK / QPSK / 16QAM / 64QAM / 256QAM	1 RB
	509202(2546.01 MHz) 518598(2592.99 MHz) 528000(2640.00 MHz)	100 MHz	π/2 BPSK / QPSK / 16QAM / 64QAM / 256QAM	1 RB
Bandwidth	501204(2506.02 MHz) 518598(2592.99 MHz) 535998(2679.99 MHz)	20 MHz	π/2 BPSK / QPSK / 16QAM / 64QAM / 256QAM	Full RB
	502200(2511.00 MHz) 518598(2592.99 MHz) 534996(2674.98 MHz)	30 MHz	π/2 BPSK / QPSK / 16QAM / 64QAM / 256QAM	Full RB
	503202(2516.01 MHz) 518598(2592.99 MHz) 534000(2670.00 MHz)	40 MHz	π/2 BPSK / QPSK / 16QAM / 64QAM / 256QAM	Full RB
	504204(2521.02 MHz) 518598(2592.99 MHz) 532998(2664.99 MHz)	50 MHz	π/2 BPSK / QPSK / 16QAM / 64QAM / 256QAM	Full RB
	505200(2526.00 MHz) 518598(2592.99 MHz) 531996(2659.98 MHz)	60 MHz	π/2 BPSK / QPSK / 16QAM / 64QAM / 256QAM	Full RB
	507204(2536.02 MHz) 518598(2592.99 MHz) 529998(2649.99 MHz)	80 MHz	π/2 BPSK / QPSK / 16QAM / 64QAM / 256QAM	Full RB
	508200(2541.00 MHz) 518598(2592.99 MHz) 528996(2644.98 MHz)	90 MHz	π/2 BPSK / QPSK / 16QAM / 64QAM / 256QAM	Full RB
	509202(2546.01 MHz) 518598(2592.99 MHz) 528000(2640.00 MHz)	100 MHz	π/2 BPSK / QPSK / 16QAM / 64QAM / 256QAM	Full RB
Conducted Spurious Emissions	501204(2506.02 MHz) 518598(2592.99 MHz) 535998(2679.99 MHz)	20 MHz	QPSK	1 RB Full RB
	502200(2511.00 MHz) 518598(2592.99 MHz) 534996(2674.98 MHz)	30 MHz	QPSK	1 RB Full RB
	503202(2516.01 MHz) 518598(2592.99 MHz) 534000(2670.00 MHz)	40 MHz	QPSK	1 RB Full RB
	504204(2521.02 MHz) 518598(2592.99 MHz) 532998(2664.99 MHz)	50 MHz	QPSK	1 RB Full RB
	505200(2526.00 MHz) 518598(2592.99 MHz) 531996(2659.98 MHz)	60 MHz	QPSK	1 RB Full RB

Test Item	Tested Channel	Channel Bandwidth	Modulation	Mode
Conducted Spurious Emissions	507204(2536.02 MHz) 518598(2592.99 MHz) 529998(2649.99 MHz)	80 MHz	QPSK	1 RB Full RB
	508200(2541.00 MHz) 518598(2592.99 MHz) 528996(2644.98 MHz)	90 MHz	QPSK	1 RB Full RB
Conducted Spurious Emissions	509202(2546.01 MHz) 518598(2592.99 MHz) 528000(2640.00 MHz)	100 MHz	QPSK	1 RB Full RB
Radiated Spurious Emissions below 1GHz	518598(2592.99 MHz)	100 MHz	QPSK	1 RB
	528000(2640.00 MHz)	100 MHz	QPSK	1 RB
Radiated Spurious Emissions above 1GHz	501204(2506.02 MHz) 518598(2592.99 MHz) 535998(2679.99 MHz)	20 MHz	QPSK	1 RB
	504204(2521.02 MHz) 518598(2592.99 MHz) 532998(2664.99 MHz)	50 MHz	QPSK	1 RB
	509202(2546.01 MHz) 518598(2592.99 MHz) 528000(2640.00 MHz)	100 MHz	QPSK	1 RB
Frequency Stability	501204(2506.02 MHz) 535998(2679.99 MHz)	20 MHz	QPSK	Full RB
	502200(2511.00 MHz) 534996(2674.98 MHz)	30 MHz	QPSK	Full RB
	503202(2516.01 MHz) 534000(2670.00 MHz)	40 MHz	QPSK	Full RB
	504204(2521.02 MHz) 532998(2664.99 MHz)	50 MHz	QPSK	Full RB
	505200(2526.00 MHz) 531996(2659.98 MHz)	60 MHz	QPSK	Full RB
	507204(2536.02 MHz) 529998(2649.99 MHz)	80 MHz	QPSK	Full RB
	508200(2541.00 MHz) 528996(2644.98 MHz)	90 MHz	QPSK	Full RB
	509202(2546.01 MHz) 528000(2640.00 MHz)	100 MHz	QPSK	Full RB

3.3.11 NR n66 SCS 15 kHz

Test Item	Tested Channel	Channel Bandwidth	Modulation	Mode
Equivalent Isotropically Radiated Power	342500(1712.50 MHz) 349000(1745.00 MHz) 355500(1777.50 MHz)	5 MHz	π/2 BPSK / QPSK / 16QAM / 64QAM / 256QAM	1 RB Half RB Full RB
	343000(1715.00 MHz) 349000(1745.00 MHz) 355000(1775.00 MHz)	10 MHz	π/2 BPSK / QPSK / 16QAM / 64QAM / 256QAM	1 RB Half RB Full RB
	343500(1717.50 MHz) 349000(1745.00 MHz) 354500(1772.50 MHz)	15 MHz	π/2 BPSK / QPSK / 16QAM / 64QAM / 256QAM	1 RB Half RB Full RB
	344000(1720.00 MHz) 349000(1745.00 MHz) 354000(1770.00 MHz)	20 MHz	π/2 BPSK / QPSK / 16QAM / 64QAM / 256QAM	1 RB Half RB Full RB
Modulation Characteristics	349000(1745.00 MHz)	20 MHz	π/2 BPSK / QPSK / 16QAM / 64QAM / 256QAM	Full RB
Peak to Average Ratio	342500(1712.50 MHz) 349000(1745.00 MHz) 355500(1777.50 MHz)	5 MHz	π/2 BPSK / QPSK / 16QAM / 64QAM / 256QAM	1 RB
	343000(1715.00 MHz) 349000(1745.00 MHz) 355000(1775.00 MHz)	10 MHz	π/2 BPSK / QPSK / 16QAM / 64QAM / 256QAM	1 RB
	343500(1717.50 MHz) 349000(1745.00 MHz) 354500(1772.50 MHz)	15 MHz	π/2 BPSK / QPSK / 16QAM / 64QAM / 256QAM	1 RB
	344000(1720.00 MHz) 349000(1745.00 MHz) 354000(1770.00 MHz)	20 MHz	π/2 BPSK / QPSK / 16QAM / 64QAM / 256QAM	1 RB
Bandwidth	342500(1712.50 MHz) 349000(1745.00 MHz) 355500(1777.50 MHz)	5 MHz	π/2 BPSK / QPSK / 16QAM / 64QAM / 256QAM	Full RB
	343000(1715.00 MHz) 349000(1745.00 MHz) 355000(1775.00 MHz)	10 MHz	π/2 BPSK / QPSK / 16QAM / 64QAM / 256QAM	Full RB
	343500(1717.50 MHz) 349000(1745.00 MHz) 354500(1772.50 MHz)	15 MHz	π/2 BPSK / QPSK / 16QAM / 64QAM / 256QAM	Full RB
	344000(1720.00 MHz) 349000(1745.00 MHz) 354000(1770.00 MHz)	20 MHz	π/2 BPSK / QPSK / 16QAM / 64QAM / 256QAM	Full RB

Test Item	Tested Channel	Channel Bandwidth	Modulation	Mode
Conducted Spurious Emissions	342500(1712.50 MHz) 349000(1745.00 MHz) 355500(1777.50 MHz)	5 MHz	QPSK	1 RB Full RB
	343000(1715.00 MHz) 349000(1745.00 MHz) 355000(1775.00 MHz)	10 MHz	QPSK	1 RB Full RB
	343500(1717.50 MHz) 349000(1745.00 MHz) 354500(1772.50 MHz)	15 MHz	QPSK	1 RB Full RB
	344000(1720.00 MHz) 349000(1745.00 MHz) 354000(1770.00 MHz)	20 MHz	QPSK	1 RB Full RB
Radiated Spurious Emissions below 1GHz	355500(1777.50 MHz)	5 MHz	QPSK	1 RB
Radiated Spurious Emissions above 1GHz	342500(1712.50 MHz) 349000(1745.00 MHz) 355500(1777.50 MHz)	5 MHz	QPSK	1 RB
	344000(1720.00 MHz) 349000(1745.00 MHz) 354000(1770.00 MHz)	20 MHz	QPSK	1 RB
Frequency Stability	342500(1712.50 MHz) 355500(1777.50 MHz)	5 MHz	QPSK	Full RB
	343000(1715.00 MHz) 355000(1775.00 MHz)	10 MHz	QPSK	Full RB
	343500(1717.50 MHz) 354500(1772.50 MHz)	15 MHz	QPSK	Full RB
	344000(1720.00 MHz) 354000(1770.00 MHz)	20 MHz	QPSK	Full RB

3.3.12 NR n71 SCS 15 kHz

Test Item	Tested Channel	Channel Bandwidth	Modulation	Mode
Effective Radiated Power	133100(665.50 MHz) 136100(680.50 MHz) 139100(695.50 MHz)	5 MHz	π/2 BPSK / QPSK / 16QAM / 64QAM / 256QAM	1 RB Half RB Full RB
	133600(668.00 MHz) 136100(680.50 MHz) 138600(693.00 MHz)	10 MHz	π/2 BPSK / QPSK / 16QAM / 64QAM / 256QAM	1 RB Half RB Full RB
	134100(670.50 MHz) 136100(680.50 MHz) 138100(690.50 MHz)	15 MHz	π/2 BPSK / QPSK / 16QAM / 64QAM / 256QAM	1 RB Half RB Full RB
	134600(673.00 MHz) 136100(680.50 MHz) 137600(688.00 MHz)	20 MHz	π/2 BPSK / QPSK / 16QAM / 64QAM / 256QAM	1 RB Half RB Full RB
Modulation Characteristics	136100(680.50 MHz)	20 MHz	π/2 BPSK / QPSK / 16QAM / 64QAM / 256QAM	Full RB
Peak to Average Ratio	133100(665.50 MHz) 136100(680.50 MHz) 139100(695.50 MHz)	5 MHz	π/2 BPSK / QPSK / 16QAM / 64QAM / 256QAM	1 RB
	133600(668.00 MHz) 136100(680.50 MHz) 138600(693.00 MHz)	10 MHz	π/2 BPSK / QPSK / 16QAM / 64QAM / 256QAM	1 RB
	134100(670.50 MHz) 136100(680.50 MHz) 138100(690.50 MHz)	15 MHz	π/2 BPSK / QPSK / 16QAM / 64QAM / 256QAM	1 RB
	134600(673.00 MHz) 136100(680.50 MHz) 137600(688.00 MHz)	20 MHz	π/2 BPSK / QPSK / 16QAM / 64QAM / 256QAM	1 RB
Bandwidth	133100(665.50 MHz) 136100(680.50 MHz) 139100(695.50 MHz)	5 MHz	π/2 BPSK / QPSK / 16QAM / 64QAM / 256QAM	Full RB
	133600(668.00 MHz) 136100(680.50 MHz) 138600(693.00 MHz)	10 MHz	π/2 BPSK / QPSK / 16QAM / 64QAM / 256QAM	Full RB
	134100(670.50 MHz) 136100(680.50 MHz) 138100(690.50 MHz)	15 MHz	π/2 BPSK / QPSK / 16QAM / 64QAM / 256QAM	Full RB
	134600(673.00 MHz) 136100(680.50 MHz) 137600(688.00 MHz)	20 MHz	π/2 BPSK / QPSK / 16QAM / 64QAM / 256QAM	Full RB

Test Item	Tested Channel	Channel Bandwidth	Modulation	Mode
Conducted Spurious Emissions	133100(665.50 MHz) 136100(680.50 MHz) 139100(695.50 MHz)	5 MHz	QPSK	1 RB Full RB
	133600(668.00 MHz) 136100(680.50 MHz) 138600(693.00 MHz)	10 MHz	QPSK	1 RB Full RB
	134100(670.50 MHz) 136100(680.50 MHz) 138100(690.50 MHz)	15 MHz	QPSK	1 RB Full RB
	134600(673.00 MHz) 136100(680.50 MHz) 137600(688.00 MHz)	20 MHz	QPSK	1 RB Full RB
Radiated Spurious Emissions below 1GHz	136100(680.50 MHz)	5 MHz	QPSK	1 RB
Radiated Spurious Emissions above 1GHz	133100(665.50 MHz) 136100(680.50 MHz) 139100(695.50 MHz)	5 MHz	QPSK	1 RB
	134600(673.00 MHz) 136100(680.50 MHz) 137600(688.00 MHz)	20 MHz	QPSK	1 RB
Frequency Stability	133100(665.50 MHz) 139100(695.50 MHz)	5 MHz	QPSK	Full RB
	133600(668.00 MHz) 138600(693.00 MHz)	10 MHz	QPSK	Full RB
	134100(670.50 MHz) 138100(690.50 MHz)	15 MHz	QPSK	Full RB
	134600(673.00 MHz) 137600(688.00 MHz)	20 MHz	QPSK	Full RB

3.3.13 NR n77 SCS 30 kHz (3.7 GHz ~ 3.98 GHz)

Test Item	Tested Channel	Channel Bandwidth	Modulation	Mode
Effective Radiated Power	647334(3710.01 MHz) 656000(3840.00 MHz) 664666(3969.99 MHz)	20 MHz	π/2 BPSK / QPSK / 16QAM / 64QAM / 256QAM	1 RB Half RB Full RB
	647668(3715.02 MHz) 656000(3840.00 MHz) 664332(3964.98 MHz)	30 MHz	π/2 BPSK / QPSK / 16QAM / 64QAM / 256QAM	1 RB Half RB Full RB
	648000(3720.00 MHz) 656000(3840.00 MHz) 664000(3960.00 MHz)	40 MHz	π/2 BPSK / QPSK / 16QAM / 64QAM / 256QAM	1 RB Half RB Full RB
	648668(3730.02 MHz) 656000(3840.00 MHz) 663332(3949.98 MHz)	60 MHz	π/2 BPSK / QPSK / 16QAM / 64QAM / 256QAM	1 RB Half RB Full RB
	649334(3740.01 MHz) 656000(3840.00 MHz) 662666(3939.99 MHz)	80 MHz	π/2 BPSK / QPSK / 16QAM / 64QAM / 256QAM	1 RB Half RB Full RB
	650000(3750.00 MHz) 656000(3840.00 MHz) 662000(3930.00 MHz)	100 MHz	π/2 BPSK / QPSK / 16QAM / 64QAM / 256QAM	1 RB Half RB Full RB
Modulation Characteristics	656000(3840.00 MHz)	100 MHz	π/2 BPSK / QPSK / 16QAM / 64QAM / 256QAM	Full RB
Peak to Average Ratio	647334(3710.01 MHz) 656000(3840.00 MHz) 664666(3969.99 MHz)	20 MHz	π/2 BPSK / QPSK / 16QAM / 64QAM / 256QAM	1 RB
	647668(3715.02 MHz) 656000(3840.00 MHz) 664332(3964.98 MHz)	30 MHz	π/2 BPSK / QPSK / 16QAM / 64QAM / 256QAM	1 RB
	648000(3720.00 MHz) 656000(3840.00 MHz) 664000(3960.00 MHz)	40 MHz	π/2 BPSK / QPSK / 16QAM / 64QAM / 256QAM	1 RB
	648668(3730.02 MHz) 656000(3840.00 MHz) 663332(3949.98 MHz)	60 MHz	π/2 BPSK / QPSK / 16QAM / 64QAM / 256QAM	1 RB
	649334(3740.01 MHz) 656000(3840.00 MHz) 662666(3939.99 MHz)	80 MHz	π/2 BPSK / QPSK / 16QAM / 64QAM / 256QAM	1 RB
	650000(3750.00 MHz) 656000(3840.00 MHz) 662000(3930.00 MHz)	100 MHz	π/2 BPSK / QPSK / 16QAM / 64QAM / 256QAM	1 RB

Test Item	Tested Channel	Channel Bandwidth	Modulation	Mode
Bandwidth	647334(3710.01 MHz) 656000(3840.00 MHz) 664666(3969.99 MHz)	20 MHz	π/2 BPSK / QPSK / 16QAM / 64QAM / 256QAM	Full RB
	647668(3715.02 MHz) 656000(3840.00 MHz) 664332(3964.98 MHz)	30 MHz	π/2 BPSK / QPSK / 16QAM / 64QAM / 256QAM	Full RB
	648000(3720.00 MHz) 656000(3840.00 MHz) 664000(3960.00 MHz)	40 MHz	π/2 BPSK / QPSK / 16QAM / 64QAM / 256QAM	Full RB
	648334(3725.01 MHz) 656000(3840.00 MHz) 663666(3954.99 MHz)	50 MHz	π/2 BPSK / QPSK / 16QAM / 64QAM / 256QAM	Full RB
	648668(3730.02 MHz) 656000(3840.00 MHz) 663332(3949.98 MHz)	60 MHz	π/2 BPSK / QPSK / 16QAM / 64QAM / 256QAM	Full RB
	649334(3740.01 MHz) 656000(3840.00 MHz) 662666(3939.99 MHz)	80 MHz	π/2 BPSK / QPSK / 16QAM / 64QAM / 256QAM	Full RB
	650000(3750.00 MHz) 656000(3840.00 MHz) 662000(3930.00 MHz)	100 MHz	π/2 BPSK / QPSK / 16QAM / 64QAM / 256QAM	Full RB
Conducted Spurious Emissions	647334(3710.01 MHz) 656000(3840.00 MHz) 664666(3969.99 MHz)	20 MHz	QPSK	1 RB Full RB
	647668(3715.02 MHz) 656000(3840.00 MHz) 664332(3964.98 MHz)	30 MHz	QPSK	1 RB Full RB
	648000(3720.00 MHz) 656000(3840.00 MHz) 664000(3960.00 MHz)	40 MHz	QPSK	1 RB Full RB
	648668(3730.02 MHz) 656000(3840.00 MHz) 663332(3949.98 MHz)	60 MHz	QPSK	1 RB Full RB
	649334(3740.01 MHz) 656000(3840.00 MHz) 662666(3939.99 MHz)	80 MHz	QPSK	1 RB Full RB
	650000(3750.00 MHz) 656000(3840.00 MHz) 662000(3930.00 MHz)	100 MHz	QPSK	1 RB Full RB

Test Item	Tested Channel	Channel Bandwidth	Modulation	Mode
Radiated Spurious Emissions below 1GHz	647334(3710.01 MHz)	20 MHz	QPSK	1 RB
Radiated Spurious Emissions above 1GHz	647334(3710.01 MHz) 656000(3840.00 MHz) 664666(3969.99 MHz)	20 MHz	QPSK	1 RB
	648668(3730.02 MHz) 656000(3840.00 MHz) 663332(3949.98 MHz)	60 MHz	QPSK	1 RB
	650000(3750.00 MHz) 656000(3840.00 MHz) 662000(3930.00 MHz)	100 MHz	QPSK	1 RB
Frequency Stability	647334(3710.01 MHz) 664666(3969.99 MHz)	20 MHz	QPSK	Full RB
	647668(3715.02 MHz) 664332(3964.98 MHz)	30 MHz	QPSK	Full RB
	648000(3720.00 MHz) 664000(3960.00 MHz)	40 MHz	QPSK	Full RB
	648334(3725.01 MHz) 663666(3954.99 MHz)	50 MHz	QPSK	Full RB
	648668(3730.02 MHz) 663332(3949.98 MHz)	60 MHz	QPSK	Full RB
	649334(3740.01 MHz) 662666(3939.99 MHz)	80 MHz	QPSK	Full RB
	650000(3750.00 MHz) 662000(3930.00 MHz)	100 MHz	QPSK	Full RB

3.3.14 NR n78 SCS 30 kHz (3.45 GHz ~ 3.55 GHz)

Test Item	Tested Channel	Channel Bandwidth	Modulation	Mode
Equivalent Isotropically Radiated Power	630668(3460.02 MHz) 633334(3500.01 MHz) 636000(3540.00 MHz)	20 MHz	π/2 BPSK / QPSK / 16QAM / 64QAM / 256QAM	1 RB Half RB Full RB
	631000(3465.00 MHz) 633334(3500.01 MHz) 635666(3534.99 MHz)	30 MHz	π/2 BPSK / QPSK / 16QAM / 64QAM / 256QAM	1 RB Half RB Full RB
	631334(3470.01 MHz) 633334(3500.01 MHz) 635332(3529.98 MHz)	40 MHz	π/2 BPSK / QPSK / 16QAM / 64QAM / 256QAM	1 RB Half RB Full RB
	631668(3475.02 MHz) 633334(3500.01 MHz) 635000(3525.00 MHz)	50 MHz	π/2 BPSK / QPSK / 16QAM / 64QAM / 256QAM	1 RB Half RB Full RB
	632000(3480.00 MHz) 633334(3500.01 MHz) 634666(3519.99 MHz)	60 MHz	π/2 BPSK / QPSK / 16QAM / 64QAM / 256QAM	1 RB Half RB Full RB
	632334(3485.01 MHz) 633334(3500.01 MHz) 634332(3514.98 MHz)	70 MHz	π/2 BPSK / QPSK / 16QAM / 64QAM / 256QAM	1 RB Half RB Full RB
	632668(3490.02 MHz) 633334(3500.01 MHz) 634000(3510.00 MHz)	80 MHz	π/2 BPSK / QPSK / 16QAM / 64QAM / 256QAM	1 RB Half RB Full RB
	633000(3495.00 MHz) 633334(3500.01 MHz) 633666(3504.99 MHz)	90 MHz	π/2 BPSK / QPSK / 16QAM / 64QAM / 256QAM	1 RB Half RB Full RB
	633334(3500.01 MHz)	100 MHz	π/2 BPSK / QPSK / 16QAM / 64QAM / 256QAM	1 RB Half RB Full RB
Modulation Characteristics	633334(3500.01 MHz)	100 MHz	π/2 BPSK / QPSK / 16QAM / 64QAM / 256QAM	Full RB
Peak to Average Ratio	630668(3460.02 MHz) 633334(3500.01 MHz) 636000(3540.00 MHz)	20 MHz	π/2 BPSK / QPSK / 16QAM / 64QAM / 256QAM	1 RB
	631000(3465.00 MHz) 633334(3500.01 MHz) 635666(3534.99 MHz)	30 MHz	π/2 BPSK / QPSK / 16QAM / 64QAM / 256QAM	1 RB
	631334(3470.01 MHz) 633334(3500.01 MHz) 635332(3529.98 MHz)	40 MHz	π/2 BPSK / QPSK / 16QAM / 64QAM / 256QAM	1 RB
	631668(3475.02 MHz) 633334(3500.01 MHz) 635000(3525.00 MHz)	50 MHz	π/2 BPSK / QPSK / 16QAM / 64QAM / 256QAM	1 RB
	632000(3480.00 MHz) 633334(3500.01 MHz) 634666(3519.99 MHz)	60 MHz	π/2 BPSK / QPSK / 16QAM / 64QAM / 256QAM	1 RB
	632334(3485.01 MHz) 633334(3500.01 MHz) 634332(3514.98 MHz)	70 MHz	π/2 BPSK / QPSK / 16QAM / 64QAM / 256QAM	1 RB

Test Item	Tested Channel	Channel Bandwidth	Modulation	Mode
Peak to Average Ratio	632668(3490.02 MHz) 633334(3500.01 MHz) 634000(3510.00 MHz)	80 MHz	π/2 BPSK / QPSK / 16QAM / 64QAM / 256QAM	1 RB
	633000(3495.00 MHz) 633334(3500.01 MHz) 633666(3504.99 MHz)	90 MHz	π/2 BPSK / QPSK / 16QAM / 64QAM / 256QAM	1 RB
	633334(3500.01 MHz)	100 MHz	π/2 BPSK / QPSK / 16QAM / 64QAM / 256QAM	1 RB
Bandwidth	630668(3460.02 MHz) 633334(3500.01 MHz) 636000(3540.00 MHz)	20 MHz	π/2 BPSK / QPSK / 16QAM / 64QAM / 256QAM	Full RB
	631000(3465.00 MHz) 633334(3500.01 MHz) 635666(3534.99 MHz)	30 MHz	π/2 BPSK / QPSK / 16QAM / 64QAM / 256QAM	Full RB
	631334(3470.01 MHz) 633334(3500.01 MHz) 635332(3529.98 MHz)	40 MHz	π/2 BPSK / QPSK / 16QAM / 64QAM / 256QAM	Full RB
	631668(3475.02 MHz) 633334(3500.01 MHz) 635000(3525.00 MHz)	50 MHz	π/2 BPSK / QPSK / 16QAM / 64QAM / 256QAM	Full RB
	632000(3480.00 MHz) 633334(3500.01 MHz) 634666(3519.99 MHz)	60 MHz	π/2 BPSK / QPSK / 16QAM / 64QAM / 256QAM	Full RB
	632334(3485.01 MHz) 633334(3500.01 MHz) 634332(3514.98 MHz)	70 MHz	π/2 BPSK / QPSK / 16QAM / 64QAM / 256QAM	Full RB
	632668(3490.02 MHz) 633334(3500.01 MHz) 634000(3510.00 MHz)	80 MHz	π/2 BPSK / QPSK / 16QAM / 64QAM / 256QAM	Full RB
	633000(3495.00 MHz) 633334(3500.01 MHz) 633666(3504.99 MHz)	90 MHz	π/2 BPSK / QPSK / 16QAM / 64QAM / 256QAM	Full RB
	633334(3500.01 MHz)	100 MHz	π/2 BPSK / QPSK / 16QAM / 64QAM / 256QAM	Full RB

Test Item	Tested Channel	Channel Bandwidth	Modulation	Mode
Conducted Spurious Emissions	630668(3460.02 MHz) 633334(3500.01 MHz) 636000(3540.00 MHz)	20 MHz	QPSK	1 RB Full RB
	631000(3465.00 MHz) 633334(3500.01 MHz) 635666(3534.99 MHz)	30 MHz	QPSK	1 RB Full RB
	631334(3470.01 MHz) 633334(3500.01 MHz) 635332(3529.98 MHz)	40 MHz	QPSK	1 RB Full RB
	631668(3475.02 MHz) 633334(3500.01 MHz) 635000(3525.00 MHz)	50 MHz	QPSK	1 RB Full RB
	632000(3480.00 MHz) 633334(3500.01 MHz) 634666(3519.99 MHz)	60 MHz	QPSK	1 RB Full RB
	632334(3485.01 MHz) 633334(3500.01 MHz) 634332(3514.98 MHz)	70 MHz	QPSK	1 RB Full RB
	632668(3490.02 MHz) 633334(3500.01 MHz) 634000(3510.00 MHz)	80 MHz	QPSK	1 RB Full RB
	633000(3495.00 MHz) 633334(3500.01 MHz) 633666(3504.99 MHz)	90 MHz	QPSK	1 RB Full RB
	633334(3500.01 MHz)	100 MHz	QPSK	1 RB Full RB
Radiated Spurious Emissions below 1GHz	634666(3519.99 MHz)	60 MHz	QPSK	1 RB
Radiated Spurious Emissions above 1GHz	630668(3460.02 MHz) 633334(3500.01 MHz) 636000(3540.00 MHz)	20 MHz	QPSK	1 RB
	632000(3480.00 MHz) 633334(3500.01 MHz) 634666(3519.99 MHz)	60 MHz	QPSK	1 RB
	633334(3500.01 MHz)	100 MHz	QPSK	1 RB
Frequency Stability	630668(3460.02 MHz) 636000(3540.00 MHz)	20 MHz	QPSK	Full RB
	631000(3465.00 MHz) 635666(3534.99 MHz)	30 MHz	QPSK	Full RB
	631334(3470.01 MHz) 635332(3529.98 MHz)	40 MHz	QPSK	Full RB
	631668(3475.02 MHz) 635000(3525.00 MHz)	50 MHz	QPSK	Full RB
	632000(3480.00 MHz) 634666(3519.99 MHz)	60 MHz	QPSK	Full RB
	632334(3485.01 MHz) 634332(3514.98 MHz)	70 MHz	QPSK	Full RB

Test Item	Tested Channel	Channel Bandwidth	Modulation	Mode
Frequency Stability	632668(3490.02 MHz) 634000(3510.00 MHz)	80 MHz	QPSK	Full RB
	633000(3495.00 MHz) 633666(3504.99 MHz)	90 MHz	QPSK	Full RB
	633334(3500.01 MHz)	100 MHz	QPSK	Full RB

3.4 Test Program Used and Operation Descriptions

There is no need to controlling software during the test, and the EUT can be paired with the Radio Communication Analyzer to test the connection when it is powered on.

3.5 Connection Diagram of EUT and Peripheral Devices

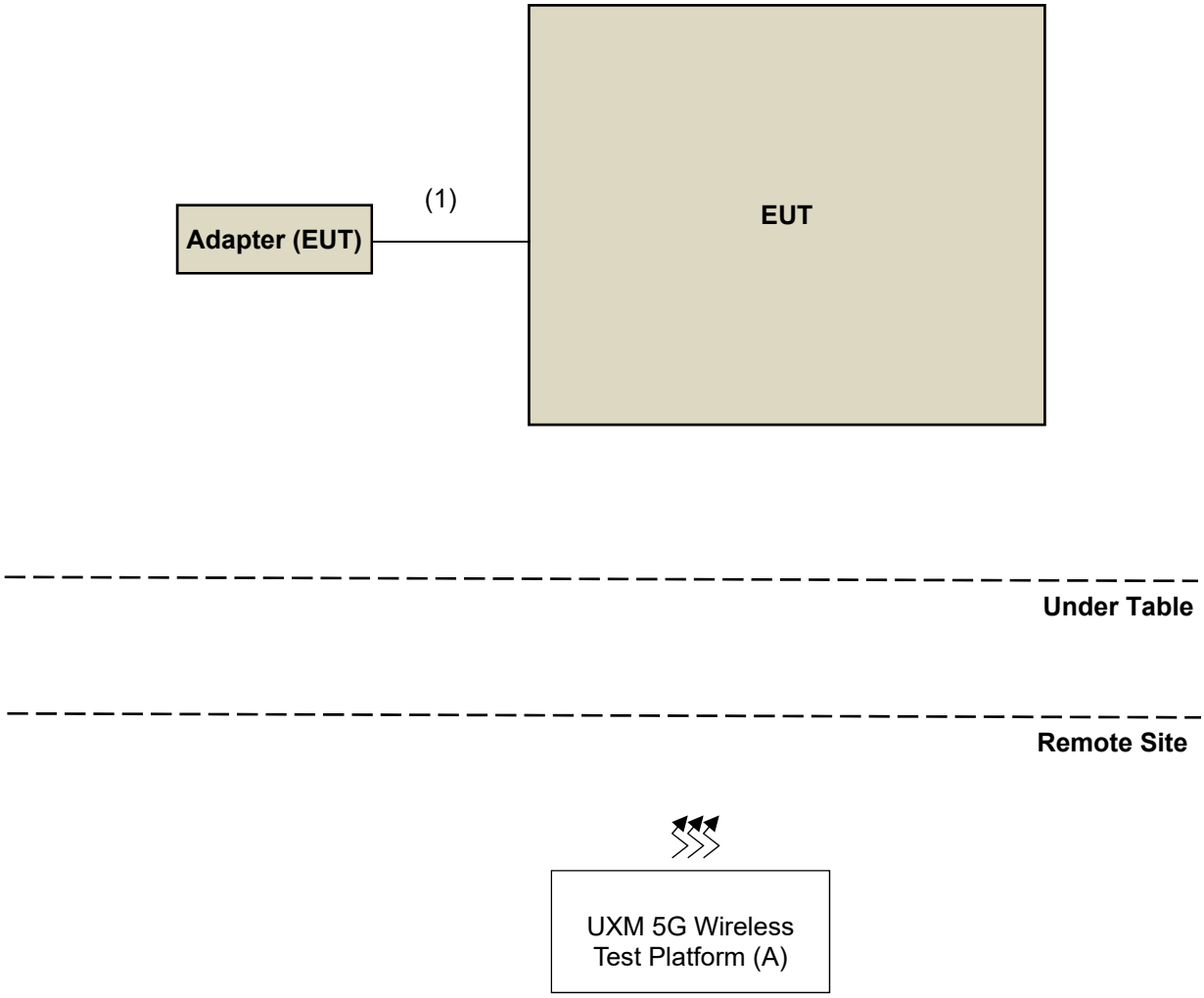

3.6 Configuration of Peripheral Devices and Cable Connections

ID	Product	Brand	Model No.	Serial No.	FCC ID	Remarks
A	UXM 5G Wireless Test Platform	Keysight	E7515B	MY58300759	N/A	Provided by Lab

ID	Cable Descriptions	Qty.	Length (m)	Shielding (Yes/No)	Cores (Qty.)	Remarks
1	USB To Type C Cable	1	0.9	Y	0	Accessory of EUT

4 Test Instruments

The calibration interval of the all test instruments are 12 months and the calibrations are traceable to NML/ROC and NIST/USA.

4.1 Effective Radiated Power and Equivalent Isotropically Radiated Power

Description Manufacturer	Model No.	Serial No.	Calibrated Date	Calibrated Until
PXA Signal Analyzer Keysight	N9030B	MY57140938	2023/3/16 2024/3/20	2024/3/15 2025/3/19
Software BV	ADT_RF Test Software V7.6.5.4	N/A	N/A	N/A
UXM 5G Wireless Test Platform Keysight	E7515B	MY60102115	2023/5/25 2024/5/26	2024/5/24 2025/5/25

Notes:

1. The test was performed in Oven room.
2. Tested Date: 2024/1/10 ~ 2024/9/23

4.2 Modulation Characteristics

Refer to section 4.1 to get the tested date and information of the instruments.

4.3 Peak to Average Ratio

Refer to section 4.1 to get the tested date and information of the instruments.

4.4 Bandwidth

Refer to section 4.1 to get the tested date and information of the instruments.

4.5 Conducted Spurious Emissions

Refer to section 4.1 to get the tested date and information of the instruments.

4.6 Radiated Spurious Emissions below 1GHz

Description Manufacturer	Model No.	Serial No.	Calibrated Date	Calibrated Until
Antenna Tower Max-Full	MFT-151SS-0.5T	N/A	N/A	N/A
Bi_Log Antenna Schwarzbeck	VULB 9168	9168-1213	2023/10/13	2024/10/12
EMI Test Receiver R&S	ESR3	102782	2023/12/7	2024/12/6
Loop Antenna Electro-Metrics	EM-6879	269	2023/9/23	2024/9/22
Loop Antenna TESEQ	HLA 6121	45745	2023/8/8	2024/8/7
MXA Signal Analyzer Keysight	N9020B	MY60110513	2023/12/22	2024/12/21
Preamplifier EMCI	EMC330N	980782	2024/1/15	2025/1/14
	EMC001340	980201	2023/9/27	2024/9/26
RF Coaxial Cable EMCI	EMCCFD400-NM-NM-500	201233	2024/1/15	2025/1/14
	EMCCFD400-NM-NM-3000	201235	2024/1/15	2025/1/14
	EMCCFD400-NM-NM-9000	201236(with PAD)	2024/1/15	2025/1/14
Software BV ADT	ADT_Radiated_ V7.6.15.9.5	N/A	N/A	N/A
Turn Table Max-Full	MF-7802BS	N/A	N/A	N/A
Turn Table Controller Max-Full	MF-7802BS	MF780208674	N/A	N/A

Notes:

1. The test was performed in WM - 966 chamber 8.
2. Tested Date: 2024/2/26 ~ 2024/7/19

4.7 Radiated Spurious Emissions above 1GHz

Description Manufacturer	Model No.	Serial No.	Calibrated Date	Calibrated Until
Antenna Tower Max-Full	MFT-151SS-0.5T	N/A	N/A	N/A
EMI Test Receiver R&S	ESR3	102782	2023/12/7	2024/12/6
Horn Antenna RFSPIN	DRH18-E	210103A18E	2023/11/12	2024/11/11
Horn Antenna Schwarzbeck	BBHA 9170	9170-1049	2023/11/12	2024/11/11
MXA Signal Analyzer Keysight	N9020B	MY60110513	2023/12/22	2024/12/21
Preamplifier EMCI	EMC118A45SE	980808	2023/12/28	2024/12/27
	EMC184045SE	980788	2024/1/15	2025/1/14
RF Coaxial Cable EMCI	EMC101G-KM-KM-2000	201254	2024/1/15	2025/1/14
	EMC101G-KM-KM-3000	201258	2024/1/15	2025/1/14
	EMC101G-KM-KM-5000	201261	2024/1/15	2025/1/14
	EMC104-SM-SM-1000	210102	2024/1/15	2025/1/14
	EMC104-SM-SM-3000	201231	2024/1/15	2025/1/14
	EMC104-SM-SM-9000	201243	2024/1/15	2025/1/14
Software BV ADT	ADT_Radiated_ V7.6.15.9.5	N/A	N/A	N/A
Turn Table Max-Full	MF-7802BS	N/A	N/A	N/A
Turn Table Controller Max-Full	MF-7802BS	MF780208674	N/A	N/A

Notes:

1. The test was performed in WM - 966 chamber 8.
2. Tested Date: 2024/2/6 ~ 2024/7/18

4.8 Frequency Stability

Description Manufacturer	Model No.	Serial No.	Calibrated Date	Calibrated Until
3-channel DC power supply JIN YIH Technology	ODP3033	ODP30332128138	N/A	N/A
Digital Multimeter Fluke	8050A	4660081	2024/6/14	2025/6/13
PXA Signal Analyzer Keysight	N9030B	MY57140938	2024/3/20	2025/3/19
Software BV	ADT_RF Test Software V7.6.5.4	N/A	N/A	N/A
Temperature & Humidity Chamber Terchy	HRM-120RF	931022	2023/12/19	2024/12/18
UXM 5G Wireless Test Platform Keysight	E7515B	MY60102115	2024/5/26	2025/5/25

Notes:

1. The test was performed in Oven room.
2. Tested Date: 2024/8/1

5 Limits of Test Items

5.1 Effective Radiated Power and Equivalent Isotropically Radiated Power

For NR n5 SCS 15 kHz, NR n26 SCS 15 kHz (824 MHz ~ 849 MHz):

The ERP of mobile transmitters and auxiliary test transmitters must not exceed 7 watts.

For NR n2 SCS 15 kHz, NR n25 SCS 15 kHz:

Mobile and portable stations are limited to 2 watts EIRP.

For NR n14 SCS 15 kHz:

Portable stations (hand-held devices) transmitting in the 758-768 MHz band and the 788-798 MHz band are limited to 3 watts ERP.

For NR n12 SCS 15 kHz, NR n71 SCS 15 kHz:

Portable stations (hand-held devices) in the 600 MHz uplink band and the 698-746 MHz band, and fixed and mobile stations in the 600 MHz uplink band are limited to 3 watts ERP.

For NR n26 SCS 15 kHz (814 MHz ~ 824 MHz):

The maximum output power of the transmitter for mobile stations is 100 watts (20 dBw) ERP.

For NR n66 SCS 15 kHz:

Fixed, mobile, and portable (hand-held) stations operating in the 1710-1755 MHz band and mobile and portable stations operating in the 1695-1710 MHz and 1755-1780 MHz bands are limited to 1 watt EIRP.

For NR n7 SCS 15 kHz, NR n38 SCS 30 kHz, NR n41 SCS 30 kHz:

Mobile stations are limited to 2.0 watts EIRP. All user stations are limited to 2.0 watts transmitter output power.

For NR n77 SCS 30 kHz (3.7 GHz ~ 3.98 GHz):

Mobile and portable stations are limited to 1 Watt EIRP.

For NR n78 SCS 30 kHz (3.45 GHz ~ 3.55 GHz):

Mobile devices are limited to 1Watt (30 dBm) EIRP.

5.2 Modulation Characteristics

A curve or equivalent data which shows that the equipment will meet the modulation requirements of the rules under which the equipment is to be licensed.

5.3 Peak to Average Ratio

In measuring transmissions in this band using an average power technique, the peak to-average ratio (PAR) of the transmission may not exceed 13 dB.

5.4 Bandwidth

According to FCC 47 CFR part 2.1049, the occupied bandwidth, that is the frequency bandwidth such that, below its lower and above its upper frequency limits, the mean powers radiated are each equal to 0.5% of the total mean power radiated by a given emission.

5.5 Conducted Spurious Emissions

For NR n2 SCS 15 kHz, NR n5 SCS 15 kHz, NR n25 SCS 15 kHz, NR n26 SCS 15 kHz (824 MHz ~ 849 MHz):

The power of any emission outside of the authorized operating frequency ranges must be attenuated below the transmitting power (P) by a factor of at least 43 + 10 log(P) dB. The emission limit equal to –13 dBm.

For NR n14 SCS 15 kHz:

According to FCC 47 CFR part 90.543 (e), for operations in the 758-768 MHz and the 788-798 MHz bands, the power of any emission outside the licensee's frequency band(s) of operation shall be attenuated below the transmitter power (P) within the licensed band(s) of operation, measured in watts, in accordance with the following:

(1) On all frequencies between 769-775 MHz and 799-805 MHz, by a factor not less than 65 + 10 log (P) dB in a 6.25 kHz band segment, for mobile and portable stations.

(2) On any frequency between 775-788 MHz, above 805 MHz, and below 758 MHz, by at least 43 + 10 log (P) dB.

According to FCC 47 CFR part 90.543 (f), for operations in the 758-775 MHz and 788-805 MHz bands, all emissions including harmonics in the band 1559-1610 MHz shall be limited to −70 dBW/MHz equivalent isotropically radiated power (EIRP) for wideband signals, and −80 dBW EIRP for discrete emissions of less than 700 Hz bandwidth.

For NR n12 SCS 15 kHz, NR n71 SCS 15 kHz:

According to FCC 47 CFR part 27.53(g), for operations in the 600 MHz band and the 698-746 MHz band, the power of any emission outside a licensee's frequency band(s) of operation shall be attenuated below the transmitter power (P) within the licensed band(s) of operation, measured in watts, by at least 43 + 10 log (P) dB. Compliance with this provision is based on the use of measurement instrumentation employing a resolution bandwidth of 100 kilohertz or greater. However, in the 100 kilohertz bands immediately outside and adjacent to a licensee's frequency block, a resolution bandwidth of at least 30 kHz may be employed.

For NR n26 SCS 15 kHz (814 MHz ~ 824 MHz):

According to FCC 47 CFR part 90.691 shall be tested the emission masks. For any frequency removed from the EA licensee's frequency block by up to and including 37.5 kHz, the power of any emission shall be attenuated below the transmitter power (P) in watts by at least 116 Log10(f/6.1) decibels or 50 + 10 Log10(P) decibels or 80 decibels, whichever is the lesser attenuation, where f is the frequency removed from the center of the outer channel in the block in kilohertz and where f is greater than 12.5 kHz.
For any frequency removed from the EA licensee's frequency block greater than 37.5 kHz, the power of any emission shall be attenuated below the transmitter power (P) in watts by at least 43 + 10 Log10(P) decibels or 80 decibels, whichever is the lesser attenuation, where f is the frequency removed from the center of the outer channel in the block in kilohertz and where f is greater than 37.5 kHz.
For §90.691(a), RBW = 300 Hz for offset less than 37.5 kHz from channel edge and RBW = 100 kHz for offsets greater than 37.5 kHz is allowed.

For NR n66 SCS 15 kHz:

According to FCC 47 CFR part 27.53(h), for operations in the 1695-1710 MHz, 1710-1755 MHz, 1755-1780 MHz, 1915-1920 MHz, 1995-2000 MHz, 2000-2020 MHz, 2110-2155 MHz, 2155-2180 MHz, and 2180-2200 MHz bands, the power of any emission outside a licensee's frequency block shall be attenuated below the transmitter power (P) in watts by at least 43 + 10 log (P) dB. However, in the 1 megahertz bands immediately outside and adjacent to the licensee's frequency block, a resolution bandwidth of at least one percent of the emission bandwidth of the fundamental emission of the transmitter may be employed.

For NR n7 SCS 15 kHz, NR n38 SCS 30 kHz, NR n41 SCS 30 kHz:

According to FCC 47 CFR part 27.53(m)(4) regulations, any transmit power outside of the channel edge must be attenuated below the transmitting power (P) by a factor shall be not less than 40 + 10 log (P) dB on all frequencies between the channel edge and 5 megahertz from the channel edge, 43 + 10 log (P) dB on all frequencies between 5 megahertz and X megahertz from the channel edge, and 55 + 10 log (P) dB on all frequencies more than X megahertz from the channel edge, where X is the greater of 6 megahertz or the actual emission bandwidth. In addition, the attenuation factor shall not be less that 43 + 10 log (P) dB on all frequencies between 2490.5 MHz and 2496 MHz and 55 + 10 log (P) dB at or below 2490.5 MHz. In the 1 MHz bands immediately outside and adjacent to the frequency block a resolution bandwidth of at least two percent may be employed, except when the 1 megahertz band is 2495-2496 MHz, in which case a resolution bandwidth of at least one percent may be employed.

For NR n77 SCS 30 kHz (3.7 GHz ~ 3.98 GHz):

According to FCC 47 CFR part 27.53(l), for mobile operations in the 3700-3980 MHz band, the conducted power of any emission outside the licensee's authorized bandwidth shall not exceed −13 dBm/MHz. Compliance with this paragraph (l)(2) is based on the use of measurement instrumentation employing a resolution bandwidth of 1 megahertz or greater. However, in the 1 megahertz bands immediately outside and adjacent to the licensee's frequency block, the minimum resolution bandwidth for the measurement shall be either one percent of the emission bandwidth of the fundamental emission of the transmitter or 350 kHz. In the bands between 1 and 5 MHz removed from the licensee's frequency block, the minimum resolution bandwidth for the measurement shall be 500 kHz.

For NR n78 SCS 30 kHz (3.45 GHz ~ 3.55 GHz):

According to FCC 47 CFR part 27.53(n), for operations in the 3450-3550 MHz band, the conducted power of any emission outside the licensee's authorized bandwidth shall not exceed −13 dBm/MHz. Compliance with this paragraph (n)(2) is based on the use of measurement instrumentation employing a resolution bandwidth of 1 megahertz or greater. However, in the 1 megahertz bands immediately outside and adjacent to the licensee's frequency block, a resolution bandwidth of at least one percent of the emission bandwidth of the fundamental emission of the transmitter may be employed, but limited to a maximum of 200 kHz. In the bands between 1 and 5 MHz removed from the licensee's frequency block, the minimum resolution bandwidth for the measurement shall be 500 kHz.
Note: This device can be impelement MIMO function, so the limit of emission mask / conducted emissions needs to be reduced by 10*log(NumbersAnt) according to FCC KDB 662911 D01 guidance.

5.6 Radiated Spurious Emissions below 1GHz

For NR n2 SCS 15 kHz, NR n5 SCS 15 kHz, NR n25 SCS 15 kHz, NR n26 SCS 15 kHz (824 MHz ~ 849 MHz):

The power of any emission outside of the authorized operating frequency ranges must be attenuated below the transmitting power (P) by a factor of at least 43 + 10 log(P) dB. The emission limit equal to –13 dBm.

For NR n14 SCS 15 kHz:

According to FCC 47 CFR part 90.543 (e), for operations in the 758-768 MHz and the 788-798 MHz bands, the power of any emission outside the licensee's frequency band(s) of operation shall be attenuated below the transmitter power (P) in watts by at least 43 + 10 Log (P) dB.

According to FCC 47 CFR part 90.543 (f), for operations in the 758-775 MHz and 788-805 MHz bands, all emissions including harmonics in the band 1559-1610 MHz shall be limited to −70 dBW/MHz equivalent isotropically radiated power (EIRP) for wideband signals, and −80 dBW EIRP for discrete emissions of less than 700 Hz bandwidth.

For NR n12 SCS 15 kHz, NR n71 SCS 15 kHz:

According to FCC 47 CFR part 27.53(g), for operations in the 600 MHz band and the 698-746 MHz band, the power of any emission outside a licensee's frequency band(s) of operation shall be attenuated below the transmitter power (P) within the licensed band(s) of operation, measured in watts, by at least 43 + 10 log (P) dB. The limit of emissions is equal to -13 dBm.

For NR n26 SCS 15 kHz (814 MHz ~ 824 MHz):

For any frequency removed from the EA licensee's frequency block greater than 37.5 kHz, the power of any emission shall be attenuated below the transmitter power (P) in watts by at least 43 + 10 Log10(P) decibels or 80 decibels, whichever is the lesser attenuation, where f is the frequency removed from the center of the outer channel in the block in kilohertz and where f is greater than 37.5 kHz.
For §90.691(a), RBW = 100 kHz for offset grater than 37.5 kHz from channel edge is allowed.

For NR n66 SCS 15 kHz:

According to FCC 47 CFR part 27.53(h), for operations in the 1695-1710 MHz, 1710-1755 MHz, 1755-1780 MHz bands, the power of any emission outside a licensee's frequency block shall be attenuated below the transmitter power (P) in watts by at least 43 + 10 log (P) dB. The limit of emission is equal to -13 dBm.

For NR n7 SCS 15 kHz, NR n38 SCS 30 kHz, NR n41 SCS 30 kHz:

According to FCC 47 CFR part 27.53(m)(4), on any frequency outside a licensee's frequency block, The power of any emission shall be attenuated below the transmitter power (P) by at least 55 + 10 log (P) dB. The emission limit equal to –25 dBm.

For NR n77 SCS 30 kHz (3.7 GHz ~ 3.98 GHz):

According to FCC 47 CFR part 27.53(l), for mobile operations in the 3700-3980 MHz band, the conducted power of any emission outside the licensee's authorized bandwidth shall not exceed −13 dBm/MHz.

For NR n78 SCS 30 kHz (3.45 GHz ~ 3.55 GHz):

According to FCC 47 CFR part 27.53(n), for operations in the 3450-3550 MHz band, the conducted power of any emission outside the licensee's authorized bandwidth shall not exceed −13 dBm/MHz.

5.7 Radiated Spurious Emissions above 1GHz

For NR n2 SCS 15 kHz, NR n5 SCS 15 kHz, NR n25 SCS 15 kHz, NR n26 SCS 15 kHz (824 MHz ~ 849 MHz):

The power of any emission outside of the authorized operating frequency ranges must be attenuated below the transmitting power (P) by a factor of at least 43 + 10 log(P) dB. The emission limit equal to –13 dBm.

For NR n14 SCS 15 kHz:

According to FCC 47 CFR part 90.543 (e), for operations in the 758-768 MHz and the 788-798 MHz bands, the power of any emission outside the licensee's frequency band(s) of operation shall be attenuated below the transmitter power (P) in watts by at least 43 + 10 Log (P) dB.

According to FCC 47 CFR part 90.543 (f), for operations in the 758-775 MHz and 788-805 MHz bands, all emissions including harmonics in the band 1559-1610 MHz shall be limited to −70 dBW/MHz equivalent isotropically radiated power (EIRP) for wideband signals, and −80 dBW EIRP for discrete emissions of less than 700 Hz bandwidth.

For NR n12 SCS 15 kHz, NR n71 SCS 15 kHz:

According to FCC 47 CFR part 27.53(g), for operations in the 600 MHz band and the 698-746 MHz band, the power of any emission outside a licensee's frequency band(s) of operation shall be attenuated below the transmitter power (P) within the licensed band(s) of operation, measured in watts, by at least 43 + 10 log (P) dB. The limit of emissions is equal to -13 dBm.

For NR n26 SCS 15 kHz (814 MHz ~ 824 MHz):

For any frequency removed from the EA licensee's frequency block greater than 37.5 kHz, the power of any emission shall be attenuated below the transmitter power (P) in watts by at least 43 + 10 Log10(P) decibels or 80 decibels, whichever is the lesser attenuation, where f is the frequency removed from the center of the outer channel in the block in kilohertz and where f is greater than 37.5 kHz.
For §90.691(a), RBW = 100 kHz for offset grater than 37.5 kHz from channel edge is allowed.

For NR n66 SCS 15 kHz:

According to FCC 47 CFR part 27.53(h), for operations in the 1695-1710 MHz, 1710-1755 MHz, 1755-1780 MHz bands, the power of any emission outside a licensee's frequency block shall be attenuated below the transmitter power (P) in watts by at least 43 + 10 log (P) dB. The limit of emission is equal to -13 dBm.

For NR n7 SCS 15 kHz, NR n38 SCS 30 kHz, NR n41 SCS 30 kHz:

According to FCC 47 CFR part 27.53(m)(4), on any frequency outside a licensee's frequency block, The power of any emission shall be attenuated below the transmitter power (P) by at least 55 + 10 log (P) dB. The emission limit equal to –25 dBm.

For NR n77 SCS 30 kHz (3.7 GHz ~ 3.98 GHz):

According to FCC 47 CFR part 27.53(l), for mobile operations in the 3700-3980 MHz band, the conducted power of any emission outside the licensee's authorized bandwidth shall not exceed −13 dBm/MHz.

For NR n78 SCS 30 kHz (3.45 GHz ~ 3.55 GHz):

According to FCC 47 CFR part 27.53(n), for operations in the 3450-3550 MHz band, the conducted power of any emission outside the licensee's authorized bandwidth shall not exceed −13 dBm/MHz.

5.8 Frequency Stability

For NR n5 SCS 15 kHz, NR n26 SCS 15 kHz (814 MHz ~ 824 MHz), NR n26 SCS 15 kHz (824 MHz ~ 849 MHz):

1.5 ppm is for base and fixed station. 2.5 ppm is for mobile station.

For NR n2 SCS 15 kHz, NR n7 SCS 15 kHz, NR n12 SCS 15 kHz, NR n25 SCS 15 kHz, NR n38 SCS 30 kHz, NR n41 SCS 30 kHz, NR n66 SCS 15 kHz, NR n71 SCS 15 kHz, NR n77 SCS 30 kHz (3.7 GHz ~ 3.98 GHz), NR n78 SCS 30 kHz (3.45 GHz ~ 3.55 GHz):

The frequency stability shall be sufficient to ensure that the fundamental emissions stay within the authorized bands of operation (authorized frequency block).

For NR n14 SCS 15 kHz:

The frequency stability of mobile, portable and control transmitters operating in the wideband segment must be 1.25 parts per million or better when AFC is locked to a base station, and 5 parts per million or better when AFC is not locked.

6 Test Arrangements

6.1 Effective Radiated Power and Equivalent Isotropically Radiated Power

6.1.1 Test Setup

Conducted Power Measurement:

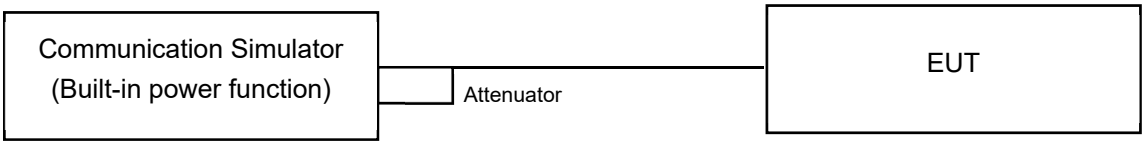

6.1.2 Test Procedure

Conducted Power Measurement:

The EUT is configured by emulator to set data modulation and maximum power using WWAN technology. The average (rms) power measurement was performed on emulator and power value was measured from power function on emulator. Set the EUT to transmit under low, middle and high channel and record the power level shown on simulator.

Maximum EIRP / ERP

The relevant equation for determining the maximum ERP or EIRP from the measured RF output power is given in Equation as follows:

$EIRP = P_{Meas} + G_T$

$ERP = P_{Meas} + G_T - 2.15$

where

ERP or EIRP effective radiated power or equivalent isotropically radiated power, respectively (expressed in the same units as P_{Meas}, e.g., dBm or dBW)

P_{Meas} measured transmitter output power or PSD, in dBm or dBW

G_T gain of the transmitting antenna, in dBd (ERP) or dBi (EIRP)

6.2 Modulation Characteristics

6.2.1 Test Setup

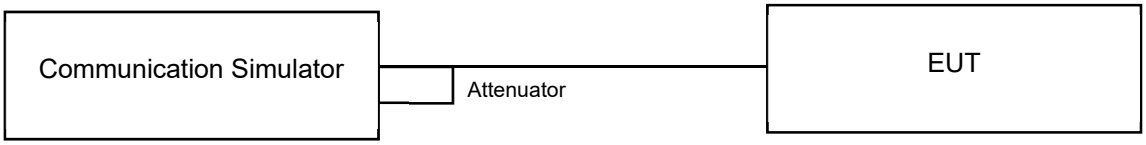

6.2.2 Test Procedure

Connect the EUT to Communication Simulator via the antenna connector, the frequency band is set as EUT supported Modulation and Channels, the EUT output is matched with 50 ohm load, the waveform quality and constellation of the EUT was tested.

6.3 Peak to Average Ratio

6.3.1 Test Setup

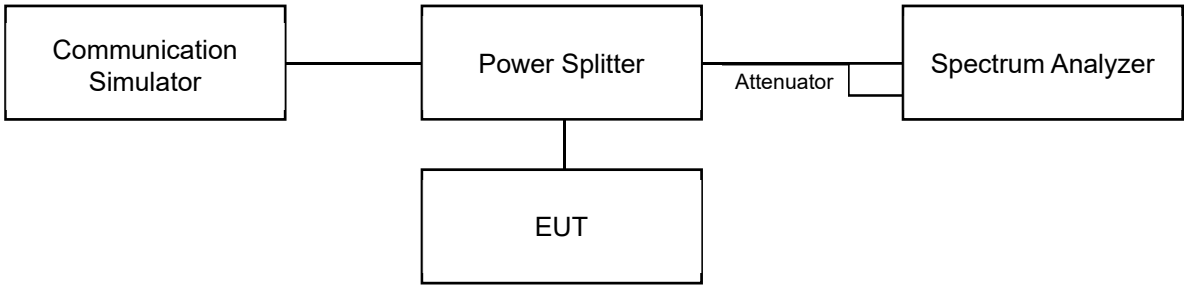

6.3.2 Test Procedure

a. Set resolution/measurement bandwidth ≥ signal's occupied bandwidth;
b. Set the number of counts to a value that stabilizes the measured CCDF curve;
c. Record the maximum PAPR level associated with a probability of 0.1%.

6.4 Bandwidth

6.4.1 Test Setup

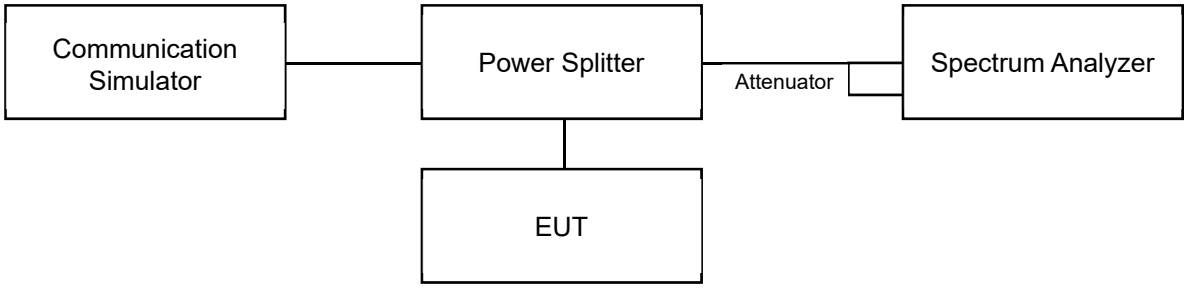

6.4.2 Test Procedure

For the 26 dBc bandwidth measurement method, please refer to section 5.4.3 of ANSI C63.26.

a. The spectrum analyzer center frequency is set to the nominal EUT channel center frequency. The span range for the spectrum analyzer shall be wide enough to see sufficient roll off of the signal to make the measurement.
b. The nominal RBW shall be in the range of 1% to 5% of the anticipated OBW, and the VBW shall be set ≥ 3 × RBW.
c. Set the reference level of the instrument as required to prevent the signal amplitude from exceeding the maximum spectrum analyzer input mixer level for linear operation. See guidance provided in 4.2.3.
d. The dynamic range of the spectrum analyzer at the selected RBW shall be more than 10 dB below the target "−X dB" requirement, i.e., if the requirement calls for measuring the −26 dB OBW, the spectrum analyzer noise floor at the selected RBW shall be at least 36 dB below the reference level.
e. Set spectrum analyzer detection mode to peak, and the trace mode to max hold.
f. Determine the following reference values: Set the EUT to transmit a modulated signal. Allow the trace to stabilize. Set the spectrum analyzer marker to the highest level of the displayed trace (this is the reference value).
g. Determine the "−X dB amplitude" as equal to (Reference Value − X). Alternatively, this calculation can be performed on the spectrum analyzer using the delta-marker measurement function.
h. Place two markers, one at the lowest and the other at the highest frequency of the envelope of the spectral display such that each marker is at or slightly below the "−X dB amplitude" determined in step f). If a marker is below this "−X dB amplitude" value it should be as close as possible to this value. The OBW is the positive frequency difference between the two markers.
i. The OBW shall be reported by providing plot(s) of the measuring instrument display, to include markers depicting the relevant frequency and amplitude information (e.g., marker table). The frequency and amplitude axis and scale shall be clearly labeled. Tabular data may be reported in addition to the plot(s).

For the occupied bandwidth measurement method, please refer to section 5.4.4 of ANSI C63.26.

a. The spectrum analyzer center frequency is set to the nominal EUT channel center frequency. The span range for the spectrum analyzer shall be wide enough to see sufficient roll off of the signal to make the measurement.
b. The nominal RBW shall be in the range of 1% to 5% of the anticipated OBW, and the VBW shall be set ≥ 3 × RBW.
c. Set the reference level of the instrument as required to prevent the signal amplitude from exceeding the maximum spectrum analyzer input mixer level for linear operation. See guidance provided in 4.2.3.
d. The dynamic range of the spectrum analyzer at the selected RBW shall be more than 10 dB below the target "−X dB" requirement, i.e., if the requirement calls for measuring the −26 dB OBW, the spectrum analyzer noise floor at the selected RBW shall be at least 36 dB below the reference level.
e. Set spectrum analyzer detection mode to peak, and the trace mode to max hold.
f. Determine the reference value by either of the following:
g. 1) Set the EUT to transmit a modulated signal. Allow the trace to stabilize. Set the spectrum analyzer marker to the highest level of the displayed trace (this is the reference value).
h. 2) Set the EUT to transmit an unmodulated carrier. Set the spectrum analyzer marker to the level of the carrier.
i. Determine the "−X dB amplitude" as equal to (Reference Value − X). Alternatively, this calculation can be performed on the spectrum analyzer using the delta-marker measurement function.
j. If the reference value was determined using an unmodulated carrier, turn the EUT modulation on, then either clear the existing trace or start a new trace on the spectrum analyzer and allow the new trace to stabilize. Otherwise the trace from step f) shall be used for step i).
k. Place two markers, one at the lowest and the other at the highest frequency of the envelope of the spectral display such that each marker is at or slightly below the "−X dB amplitude" determined in step f). If a marker is below this "−X dB amplitude" value it should be as close as possible to this value. The OBW is the positive frequency difference between the two markers. The spectral envelope can cross the "−X dB amplitude" at multiple points. The lowest or highest frequency shall be selected as the frequencies that are the farthest away from the center frequency at which the spectral envelope crosses the "−X dB amplitude."
l. The OBW shall be reported by providing plot(s) of the measuring instrument display, to include markers depicting the relevant frequency and amplitude information (e.g., marker table). The frequency and amplitude axis and scale shall be clearly labeled. Tabular data may be reported in addition to the plot(s).

6.5 Conducted Spurious Emissions

6.5.1 Test Setup

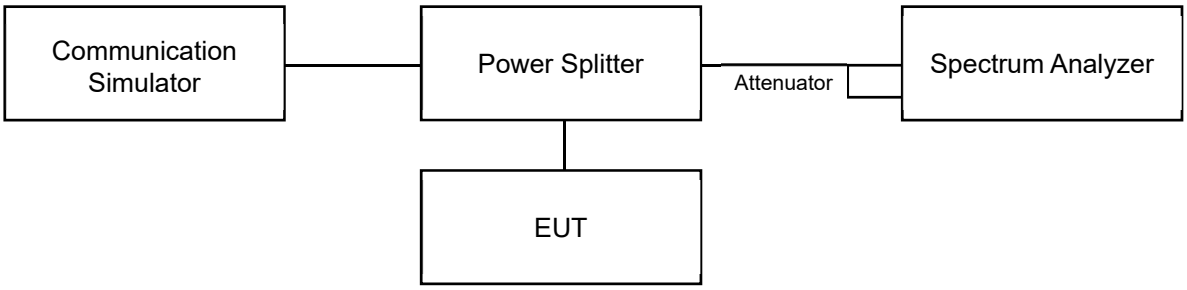

6.5.2 Test Procedure

a. Measurement refer to ANSI C63.26 section 5.7.
b. All measurements were done at 3 channels: low, middle and high operational frequency range.
c. Measuring frequency range is from 9 kHz up to the tenth harmonic of the hightest fundamental frequency or to 40 GHz, whichever is lower. 20 dB attenuation pad is connected with spectrum.
d. The fundamental frequency above 1 GHz, the spectrum set RBW = 1 MHz, VBW = 3 MHz, Detector = Average.
e. The fundamental frequency below 1 GHz, the spectrum set RBW ≥ 100 kHz, VBW ≥ 3 x RBW, Detector = Average.
f. Measuring frequency band edge, narrow RBW (no less than 1% of the OBW) is used for conducted emission measurement.
g. For the emissions measurement method, certain channel BW modes demonstrate compliance by integrating with the smaller RBW allowed by the rule.
h. e.g. Where Reference RBW = 1 MHz and a smaller RBW = 100 kHz is used, worst-case integrated BW power = [Max Measured Value (dBm) with RBW = 100 kHz] + 10* log(1000/100). To compensate for this integration before comparison to the limit, the limit line was reduced by 10 dB accordingly.
i. The device has MIMO function, so the limit of conducted spurious emissions need to be measurement add $10\log(Numbers_{ANT})$ according to FCC KDB 662911 D01 guidance. Therefore, the $10\log(Numbers_{ANT})$ value is added to the spectrum Ref. level offset during testing.
j. Record the maximum power value test plot.

For Emission Mask:

a. Measurement refer to ANSI C63.26 section 5.7.
b. All measurements were done at 2 channels: low and high operational frequency range.
c. Accoding to FCC 47 CFR part 90.691(a), the spectrum set RBW = 300 Hz for offset less than 37.5 kHz from channel edge and RBW = 100 kHz for offsets greater than 37.5 kHz is allowed.
d. For the emissions measurement method, certain channel BW modes demonstrate compliance by integrating with the smaller RBW allowed by the rule.
e. e.g. Where Reference RBW = 1 MHz and a smaller RBW = 100 kHz is used, worst-case integrated BW power = [Max Measured Value (dBm) with RBW = 100 kHz] + 10* log(1000/100). To compensate for this integration before comparison to the limit, the limit line was reduced by 10 dB accordingly.
f. The device has MIMO function, so the limit of conducted spurious emissions need to be measurement add $10\log(Numbers_{ANT})$ according to FCC KDB 662911 D01 guidance. Therefore, the $10\log(Numbers_{ANT})$ value is added to the spectrum Ref. level offset during testing.
g. Record the maximum power value test plot.

6.6 Radiated Spurious Emissions below 1GHz

6.6.1 Test Setup

For Radiated emission below 30 MHz

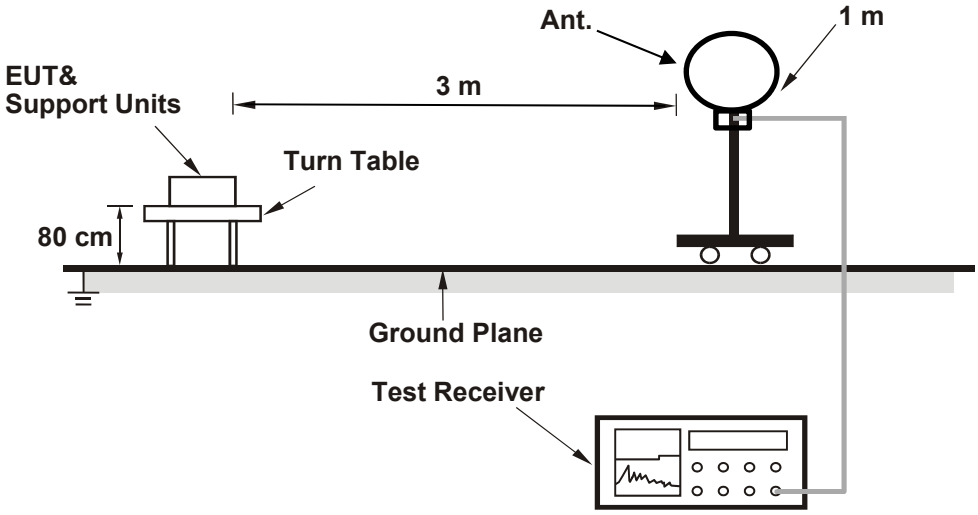

For Radiated emission above 30 MHz

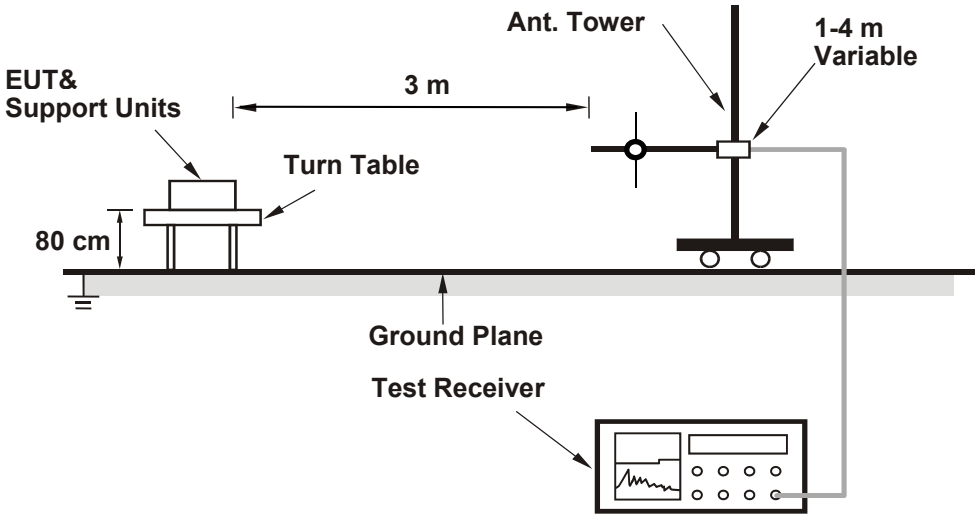

For the actual test configuration, please refer to the attached file (Test Setup Photo).

6.6.2 Test Procedure

The EUT is configured by emulator to set data modulation and maximum power using WWAN technology.

a. In the semi-anechoic chamber, EUT placed on the 0.8 m (below or equal 1 GHz) height of turn table, rotated the table around 360 degrees to search the maximum radiation power and receiver antenna shall be rotated vertical and horizontal polarization and moved height from 1 m to 4 m to find the maximum polar radiated power. The "Read Value" is the spectrum reading the maximum power value.

b. The height of antenna is varied from one meter to four meters above the ground to determine the maximum value of the field strength. Both horizontal and vertical polarizations of the antenna are set to make the measurement.

c. Perform a field strength measurement and record the worse read value, is the field strength value via a spectrum reading obtained corrected for antenna factor, cable loss and pre-amplifier factor and then mathematically convert the measured field strength level to EIRP/ERP level.

d. Following ANSI C63.26 section 5.5 and 5.2.7

e. EIRP (dBm) = E (dBμV/m) + 20log(D) - 104.8; where D is the measurement distance (in the far field region) in m.

f. ERP (dBm) = E (dBμV/m) + 20log(D) - 104.8 - 2.15; where D is the measurement distance (in the far field region) in m.

Note:

1. The resolution bandwidth and video bandwidth of test receiver/spectrum analyzer is 1 MHz/3 MHz. Set detector = average.
2. The amplitude of spurious emissions in the range 9 kHz to 30 MHz which are attenuated more than 20 dB below the permissible value need not be reported.

6.7 Radiated Spurious Emissions above 1GHz

6.7.1 Test Setup

For radiated emission above 1 GHz

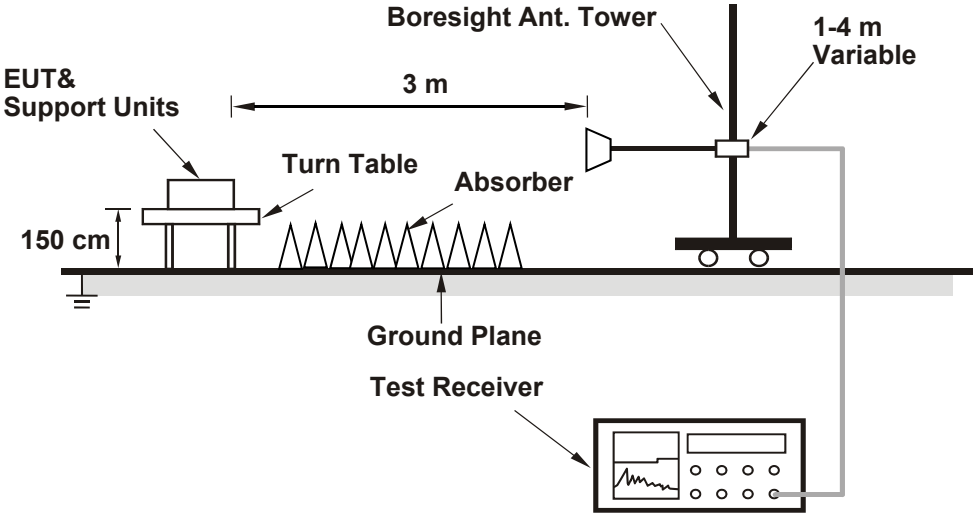

For the actual test configuration, please refer to the attached file (Test Setup Photo).

6.7.2 Test Procedure

The EUT is configured by emulator to set data modulation and maximum power using WWAN technology.

a. In the semi-anechoic chamber, EUT placed on the 1.5 m height of turn table, rotated the table around 360 degrees to search the maximum radiation power and receiver antenna shall be rotated vertical and horizontal polarization and moved height from 1 m to 4 m to find the maximum polar radiated power. The “Read Value” is the spectrum reading the maximum power value.

b. The height of antenna is varied from one meter to four meters above the ground to determine the maximum value of the field strength. Both horizontal and vertical polarizations of the antenna are set to make the measurement.

c. Perform a field strength measurement and record the worse read value, is the field strength value via a spectrum reading obtained corrected for antenna factor, cable loss and pre-amplifier factor and then mathematically convert the measured field strength level to EIRP/ERP level.

d. Following ANSI C63.26 section 5.5 and 5.2.7

e. EIRP (dBm) = E (dBμV/m) + 20log(D) - 104.8; where D is the measurement distance (in the far field region) in m.

f. ERP (dBm) = E (dBμV/m) + 20log(D) - 104.8 - 2.15; where D is the measurement distance (in the far field region) in m.

Note:

1. The resolution bandwidth and video bandwidth of test receiver/spectrum analyzer is 1 MHz/3 MHz. Set detector = average.

6.8 Frequency Stability

6.8.1 Test Setup

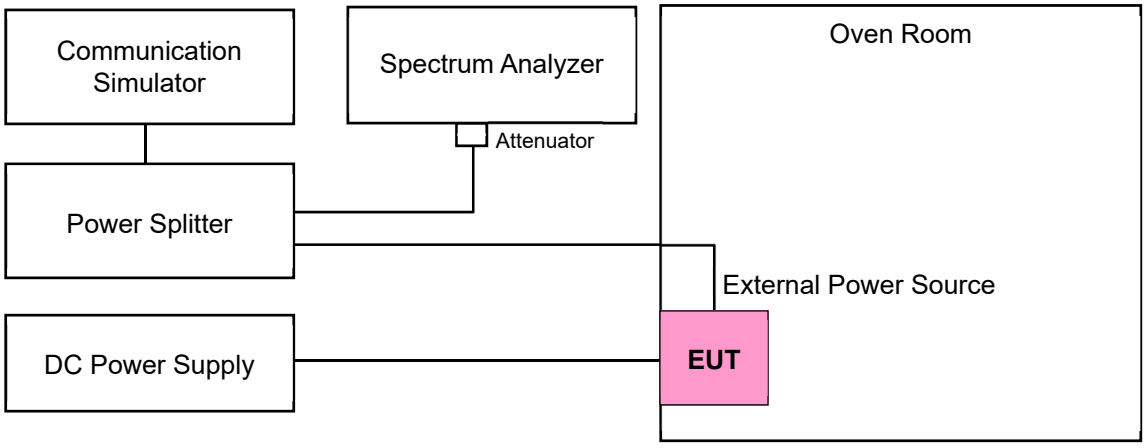

6.8.2 Test Procedure

The EUT is configured by emulator to set data modulation and maximum power using WWAN technology.

a. Device is placed at the oven room. The oven room could control the temperatures and humidity. Power warm up is at least 15 min and power applied should perform before recording frequency error.

b. EUT is connected the external power supply to control the DC input power. The test voltage range is from minimum to maximum working voltage. Each step shall be record the frequency error rate.

c. The temperature range step is 10 degrees in this test items. All temperature levels shall be hold the ±0.5℃ during the measurement testing. The each temperature step shall be at least 0.5 hours, consider the EUT could be test under the stability condition.

Note: The frequency error was recorded frequency error from the communication simulator.

7 Test Results of Test Item

7.1 Effective Radiated Power and Equivalent Isotropically Radiated Power

Input Power:	3.87 Vdc	Environmental Conditions:	23°C, 71% RH	Tested By:	James Yang

7.1.1 NR n2 SCS 15 kHz

NR n2 SCS 15 kHz - Ant 0, Channel Bandwidth: 5 MHz

Modulation	RB Size	RB Offset	Measurement Conducted Power (dBm)		
			CH 370500	CH 376000	CH 381500
			1852.5 MHz	1880 MHz	1907.5 MHz
DFT-S BPSK	1	1	22.03	21.99	22.20
DFT-S QPSK	1	1	22.08	22.01	22.32
	1	13	21.98	22.03	22.20
	1	23	22.01	22.13	22.27
	12	0	20.78	20.92	21.04
	12	7	22.06	22.14	22.14
	12	13	20.87	20.91	20.90
	25	0	20.82	20.84	21.13
DFT-S 16 QAM	1	1	20.84	20.84	21.00
DFT-S 64 QAM	1	1	20.12	20.09	20.38
DFT-S 256 QAM	1	1	18.06	18.11	18.16
CP QPSK	1	1	20.77	20.82	21.11

Output Power					
Modulation	Minimum Cond. Power (dBm)	Maximum Cond. Power (dBm)	Minimum EIRP (dBm)	Maximum EIRP (dBm)	EIRP Limit (dBm)
DFT-S BPSK	21.99	22.20	20.99	21.20	33.01
DFT-S QPSK	20.78	22.32	19.78	21.32	33.01
DFT-S 16QAM	20.84	21.00	19.84	20.00	33.01
DFT-S 64QAM	20.09	20.38	19.09	19.38	33.01
DFT-S 256QAM	18.06	18.16	17.06	17.16	33.01
CP QPSK	20.77	21.11	19.77	20.11	33.01

Note: EIRP (dBm) = Cond. Power (dBm) + Antenna Gain (dBi) + Array Gain (if applicable)

NR n2 SCS 15 kHz - Ant 0, Channel Bandwidth: 10 MHz

Modulation	RB Size	RB Offset	Measurement Conducted Power (dBm)		
			CH 371000	CH 376000	CH 381000
			1855 MHz	1880 MHz	1905 MHz
DFT-S BPSK	1	1	21.95	22.01	22.33
DFT-S QPSK	1	1	22.05	22.13	22.37
	1	26	22.03	22.10	22.31
	1	50	22.03	22.14	22.38
	25	0	20.89	20.93	21.14
	25	14	22.00	22.16	22.25
	25	27	20.83	20.82	21.04
	50	0	20.79	20.86	21.02
DFT-S 16 QAM	1	1	20.83	20.85	21.00
DFT-S 64 QAM	1	1	20.16	20.04	20.38
DFT-S 256 QAM	1	1	17.99	18.11	18.29
CP QPSK	1	1	20.75	20.90	21.13

Output Power					
Modulation	Minimum Cond. Power (dBm)	Maximum Cond. Power (dBm)	Minimum EIRP (dBm)	Maximum EIRP (dBm)	EIRP Limit (dBm)
DFT-S BPSK	21.95	22.33	20.95	21.33	33.01
DFT-S QPSK	20.79	22.38	19.79	21.38	33.01
DFT-S 16QAM	20.83	21.00	19.83	20.00	33.01
DFT-S 64QAM	20.04	20.38	19.04	19.38	33.01
DFT-S 256QAM	17.99	18.29	16.99	17.29	33.01
CP QPSK	20.75	21.13	19.75	20.13	33.01

Note: EIRP (dBm) = Cond. Power (dBm) + Antenna Gain (dBi) + Array Gain (if applicable)

NR n2 SCS 15 kHz - Ant 0, Channel Bandwidth: 15 MHz

Modulation	RB Size	RB Offset	Measurement Conducted Power (dBm)		
			CH 371500	CH 376000	CH 380500
			1857.5 MHz	1880 MHz	1902.5 MHz
DFT-S BPSK	1	1	22.05	22.12	22.37
DFT-S QPSK	1	1	22.11	22.15	22.48
	1	40	22.10	22.18	22.41
	1	77	22.12	22.17	22.44
	36	0	20.90	20.98	21.16
	36	22	22.13	22.21	22.40
	36	43	20.93	20.96	21.07
	75	0	20.84	20.86	21.13
DFT-S 16 QAM	1	1	20.85	20.92	21.13
DFT-S 64QAM	1	1	20.16	20.17	20.38
DFT-S 256QAM	1	1	18.11	18.23	18.29
CP QPSK	1	1	20.89	20.94	21.20

Output Power					
Modulation	Minimum Cond. Power (dBm)	Maximum Cond. Power (dBm)	Minimum EIRP (dBm)	Maximum EIRP (dBm)	EIRP Limit (dBm)
DFT-S BPSK	22.05	22.37	21.05	21.37	33.01
DFT-S QPSK	20.84	22.48	19.84	21.48	33.01
DFT-S 16QAM	20.85	21.13	19.85	20.13	33.01
DFT-S 64QAM	20.16	20.38	19.16	19.38	33.01
DFT-S 256QAM	18.11	18.29	17.11	17.29	33.01
CP QPSK	20.89	21.20	19.89	20.20	33.01

Note: EIRP (dBm) = Cond. Power (dBm) + Antenna Gain (dBi) + Array Gain (if applicable)

NR n2 SCS 15 kHz - Ant 0, Channel Bandwidth: 20 MHz

Modulation	RB Size	RB Offset	Measurement Conducted Power (dBm)		
			CH 372000	CH 376000	CH 380000
			1860 MHz	1880 MHz	1900 MHz
DFT-S BPSK	1	1	22.05	22.12	22.37
DFT-S QPSK	1	1	22.11	22.15	22.48
	1	53	22.10	22.18	22.41
	1	104	22.12	22.17	22.44
	50	0	20.90	20.98	21.16
	50	28	22.13	22.21	22.40
	50	56	20.93	20.96	21.07
	100	0	20.84	20.86	21.13
DFT-S 16QAM	1	1	20.85	20.92	21.13
DFT-S 64QAM	1	1	20.16	20.17	20.38
DFT-S 256QAM	1	1	18.11	18.23	18.29
CP QPSK	1	1	20.89	20.94	21.20

Output Power					
Modulation	Minimum Cond. Power (dBm)	Maximum Cond. Power (dBm)	Minimum EIRP (dBm)	Maximum EIRP (dBm)	EIRP Limit (dBm)
DFT-S BPSK	22.05	22.37	21.05	21.37	33.01
DFT-S QPSK	20.84	22.48	19.84	21.48	33.01
DFT-S 16QAM	20.85	21.13	19.85	20.13	33.01
DFT-S 64QAM	20.16	20.38	19.16	19.38	33.01
DFT-S 256QAM	18.11	18.29	17.11	17.29	33.01
CP QPSK	20.89	21.20	19.89	20.20	33.01

Note: EIRP (dBm) = Cond. Power (dBm) + Antenna Gain (dBi) + Array Gain (if applicable)

NR n2 SCS 15 kHz - Ant 7, Channel Bandwidth: 5 MHz

Modulation	RB Size	RB Offset	Measurement Conducted Power (dBm)		
			CH 370500	CH 376000	CH 381500
			1852.5 MHz	1880 MHz	1907.5 MHz
DFT-S BPSK	1	1	22.07	21.91	21.99
DFT-S QPSK	1	1	22.18	21.98	22.11
	1	13	22.05	21.88	22.02
	1	23	21.95	21.84	21.84
	12	0	21.37	21.16	21.27
	12	7	21.71	21.21	21.26
	12	13	21.28	21.18	21.18
	25	0	21.29	21.21	21.26
DFT-S 16 QAM	1	1	21.20	21.10	21.19
DFT-S 64 QAM	1	1	20.16	20.00	20.03
DFT-S 256 QAM	1	1	17.74	17.57	17.64
CP QPSK	1	1	20.48	20.28	20.36

Output Power					
Modulation	Minimum Cond. Power (dBm)	Maximum Cond. Power (dBm)	Minimum EIRP (dBm)	Maximum EIRP (dBm)	EIRP Limit (dBm)
DFT-S BPSK	21.91	22.07	19.91	20.07	33.01
DFT-S QPSK	21.16	22.18	19.16	20.18	33.01
DFT-S 16QAM	21.10	21.20	19.10	19.20	33.01
DFT-S 64QAM	20.00	20.16	18.00	18.16	33.01
DFT-S 256QAM	17.57	17.74	15.57	15.74	33.01
CP QPSK	20.28	20.48	18.28	18.48	33.01

Note: EIRP (dBm) = Cond. Power (dBm) + Antenna Gain (dBi) + Array Gain (if applicable)

NR n2 SCS 15 kHz - Ant 7, Channel Bandwidth: 10 MHz

Modulation	RB Size	RB Offset	Measurement Conducted Power (dBm)		
			CH 371000	CH 376000	CH 381000
			1855 MHz	1880 MHz	1905 MHz
DFT-S BPSK	1	1	22.01	21.88	21.95
DFT-S QPSK	1	1	22.13	22.07	22.06
	1	26	22.07	21.90	22.00
	1	50	21.87	21.84	21.84
	25	0	21.30	21.17	21.29
	25	14	21.77	21.21	21.27
	25	27	21.22	21.17	21.19
	50	0	21.34	21.17	21.29
DFT-S 16 QAM	1	1	21.18	21.07	21.13
DFT-S 64 QAM	1	1	20.12	20.02	20.07
DFT-S 256 QAM	1	1	17.73	17.62	17.61
CP QPSK	1	1	20.41	20.33	20.40

Output Power					
Modulation	Minimum Cond. Power (dBm)	Maximum Cond. Power (dBm)	Minimum EIRP (dBm)	Maximum EIRP (dBm)	EIRP Limit (dBm)
DFT-S BPSK	21.88	22.01	19.88	20.01	33.01
DFT-S QPSK	21.17	22.13	19.17	20.13	33.01
DFT-S 16QAM	21.07	21.18	19.07	19.18	33.01
DFT-S 64QAM	20.02	20.12	18.02	18.12	33.01
DFT-S 256QAM	17.61	17.73	15.61	15.73	33.01
CP QPSK	20.33	20.41	18.33	18.41	33.01

Note: EIRP (dBm) = Cond. Power (dBm) + Antenna Gain (dBi) + Array Gain (if applicable)

NR n2 SCS 15 kHz - Ant 7, Channel Bandwidth: 15 MHz

Modulation	RB Size	RB Offset	Measurement Conducted Power (dBm)		
			CH 371500	CH 376000	CH 380500
			1857.5 MHz	1880 MHz	1902.5 MHz
DFT-S BPSK	1	1	22.06	21.92	22.01
DFT-S QPSK	1	1	22.17	22.04	22.16
	1	40	22.09	21.88	22.01
	1	77	21.94	21.82	21.86
	36	0	21.34	21.18	21.28
	36	22	21.76	21.13	21.26
	36	43	21.21	21.14	21.26
	75	0	21.29	21.14	21.26
DFT-S 16 QAM	1	1	21.22	21.09	21.21
DFT-S 64QAM	1	1	20.08	20.03	20.05
DFT-S 256QAM	1	1	17.73	17.63	17.69
CP QPSK	1	1	20.39	20.34	20.41

Output Power					
Modulation	Minimum Cond. Power (dBm)	Maximum Cond. Power (dBm)	Minimum EIRP (dBm)	Maximum EIRP (dBm)	EIRP Limit (dBm)
DFT-S BPSK	21.92	22.06	19.92	20.06	33.01
DFT-S QPSK	21.13	22.17	19.13	20.17	33.01
DFT-S 16QAM	21.09	21.22	19.09	19.22	33.01
DFT-S 64QAM	20.03	20.08	18.03	18.08	33.01
DFT-S 256QAM	17.63	17.73	15.63	15.73	33.01
CP QPSK	20.34	20.41	18.34	18.41	33.01

Note: EIRP (dBm) = Cond. Power (dBm) + Antenna Gain (dBi) + Array Gain (if applicable)

NR n2 SCS 15 kHz - Ant 7, Channel Bandwidth: 20 MHz

Modulation	RB Size	RB Offset	Measurement Conducted Power (dBm)		
			CH 372000	CH 376000	CH 380000
			1860 MHz	1880 MHz	1900 MHz
DFT-S BPSK	1	1	22.10	21.97	22.05
DFT-S QPSK	1	1	22.29	22.15	22.27
	1	53	22.09	21.96	22.04
	1	104	21.97	21.84	21.92
	50	0	21.39	21.26	21.34
	50	28	21.81	21.21	21.29
	50	56	21.31	21.18	21.26
	100	0	21.37	21.24	21.32
DFT-S 16QAM	1	1	21.27	21.14	21.22
DFT-S 64QAM	1	1	20.18	20.05	20.13
DFT-S 256QAM	1	1	17.76	17.63	17.71
CP QPSK	1	1	20.48	20.35	20.43

Output Power					
Modulation	Minimum Cond. Power (dBm)	Maximum Cond. Power (dBm)	Minimum EIRP (dBm)	Maximum EIRP (dBm)	EIRP Limit (dBm)
DFT-S BPSK	21.97	22.10	19.97	20.10	33.01
DFT-S QPSK	21.18	22.29	19.18	20.29	33.01
DFT-S 16QAM	21.14	21.27	19.14	19.27	33.01
DFT-S 64QAM	20.05	20.18	18.05	18.18	33.01
DFT-S 256QAM	17.63	17.76	15.63	15.76	33.01
CP QPSK	20.35	20.48	18.35	18.48	33.01

Note: EIRP (dBm) = Cond. Power (dBm) + Antenna Gain (dBi) + Array Gain (if applicable)

7.1.2 NR n5 SCS 15 kHz

NR n5 SCS 15 kHz - Ant 0, Channel Bandwidth: 5 MHz

Modulation	RB Size	RB Offset	Measurement Conducted Power (dBm)		
			CH 165300	CH 167300	CH 169300
			826.5 MHz	836.5 MHz	846.5 MHz
DFT-S BPSK	1	1	22.31	22.30	22.26
DFT-S QPSK	1	1	22.35	22.40	22.53
	1	13	22.29	22.27	22.23
	1	23	22.11	22.20	22.23
	12	0	21.77	21.73	21.74
	12	7	22.10	22.23	22.32
	12	13	21.71	21.82	21.83
	25	0	21.59	21.71	21.82
DFT-S 16 QAM	1	1	21.59	21.71	21.87
DFT-S 64 QAM	1	1	20.30	20.27	20.40
DFT-S 256 QAM	1	1	18.19	18.22	18.35
CP QPSK	1	1	20.98	21.08	21.23

Output Power					
Modulation	Minimum Cond. Power (dBm)	Maximum Cond. Power (dBm)	Minimum ERP (dBm)	Maximum ERP (dBm)	ERP Limit (dBm)
DFT-S BPSK	22.26	22.31	18.61	18.66	38.45
DFT-S QPSK	21.59	22.53	17.94	18.88	38.45
DFT-S 16QAM	21.59	21.87	17.94	18.22	38.45
DFT-S 64QAM	20.27	20.40	16.62	16.75	38.45
DFT-S 256QAM	18.19	18.35	14.54	14.70	38.45
CP QPSK	20.98	21.23	17.33	17.58	38.45

Note: EIRP (dBm) = Cond. Power (dBm) + Antenna Gain (dBi) + Array Gain (if applicable)
ERP (dBm) = EIRP (dBm) - 2.15

NR n5 SCS 15 kHz - Ant 0, Channel Bandwidth: 10 MHz

Modulation	RB Size	RB Offset	Measurement Conducted Power (dBm)		
			CH 165800	CH 167300	CH 168800
			829 MHz	836.5 MHz	844 MHz
DFT-S BPSK	1	1	22.32	22.31	22.33
DFT-S QPSK	1	1	22.38	22.45	22.53
	1	26	22.21	22.34	22.34
	1	50	22.16	22.24	22.31
	25	0	21.73	21.63	21.89
	25	14	22.21	22.17	22.43
	25	27	21.72	21.90	21.91
	50	0	21.58	21.68	21.81
DFT-S 16 QAM	1	1	21.70	21.78	21.77
DFT-S 64 QAM	1	1	20.31	20.31	20.42
DFT-S 256 QAM	1	1	18.21	18.22	18.33
CP QPSK	1	1	20.99	21.04	21.20

Output Power					
Modulation	Minimum Cond. Power (dBm)	Maximum Cond. Power (dBm)	Minimum ERP (dBm)	Maximum ERP (dBm)	ERP Limit (dBm)
DFT-S BPSK	22.31	22.33	18.66	18.68	38.45
DFT-S QPSK	21.58	22.53	17.93	18.88	38.45
DFT-S 16QAM	21.70	21.78	18.05	18.13	38.45
DFT-S 64QAM	20.31	20.42	16.66	16.77	38.45
DFT-S 256QAM	18.21	18.33	14.56	14.68	38.45
CP QPSK	20.99	21.20	17.34	17.55	38.45

Note: EIRP (dBm) = Cond. Power (dBm) + Antenna Gain (dBi) + Array Gain (if applicable)

ERP (dBm) = EIRP (dBm) - 2.15

NR n5 SCS 15 kHz - Ant 0, Channel Bandwidth: 15 MHz

Modulation	RB Size	RB Offset	Measurement Conducted Power (dBm)		
			CH 166300	CH 167300	CH 168300
			831.5 MHz	836.5 MHz	841.5 MHz
DFT-S BPSK	1	1	22.36	22.41	22.46
DFT-S QPSK	1	1	22.38	22.47	22.54
	1	40	22.35	22.38	22.43
	1	77	22.21	22.33	22.45
	36	0	21.77	21.77	21.91
	36	22	22.22	22.31	22.43
	36	43	21.78	21.90	21.95
	75	0	21.65	21.73	21.90
DFT-S 16 QAM	1	1	21.73	21.85	21.92
DFT-S 64QAM	1	1	20.40	20.34	20.46
DFT-S 256QAM	1	1	18.30	18.34	18.46
CP QPSK	1	1	21.10	21.19	21.23

Output Power					
Modulation	Minimum Cond. Power (dBm)	Maximum Cond. Power (dBm)	Minimum ERP (dBm)	Maximum ERP (dBm)	ERP Limit (dBm)
DFT-S BPSK	22.36	22.46	18.71	18.81	38.45
DFT-S QPSK	21.65	22.54	18.00	18.89	38.45
DFT-S 16QAM	21.73	21.92	18.08	18.27	38.45
DFT-S 64QAM	20.34	20.46	16.69	16.81	38.45
DFT-S 256QAM	18.30	18.46	14.65	14.81	38.45
CP QPSK	21.10	21.23	17.45	17.58	38.45

Note: EIRP (dBm) = Cond. Power (dBm) + Antenna Gain (dBi) + Array Gain (if applicable)
ERP (dBm) = EIRP (dBm) - 2.15

NR n5 SCS 15 kHz - Ant 0, Channel Bandwidth: 20 MHz

Modulation	RB Size	RB Offset	Measurement Conducted Power (dBm)		
			CH 166800	CH 167300	CH 167800
			834 MHz	836.5 MHz	839 MHz
DFT-S BPSK	1	1	22.45	22.48	22.53
DFT-S QPSK	1	1	22.47	22.55	22.58
	1	53	22.43	22.46	22.52
	1	104	22.28	22.38	22.45
	50	0	21.87	21.87	21.97
	50	28	22.29	22.39	22.46
	50	56	21.83	21.91	21.96
	100	0	21.74	21.83	21.92
DFT-S 16QAM	1	1	21.78	21.85	21.95
DFT-S 64QAM	1	1	20.42	20.43	20.46
DFT-S 256QAM	1	1	18.32	18.41	18.46
CP QPSK	1	1	21.11	21.19	21.29

Output Power					
Modulation	Minimum Cond. Power (dBm)	Maximum Cond. Power (dBm)	Minimum ERP (dBm)	Maximum ERP (dBm)	ERP Limit (dBm)
DFT-S BPSK	22.45	22.53	18.80	18.88	38.45
DFT-S QPSK	21.74	22.58	18.09	18.93	38.45
DFT-S 16QAM	21.78	21.95	18.13	18.30	38.45
DFT-S 64QAM	20.42	20.46	16.77	16.81	38.45
DFT-S 256QAM	18.32	18.46	14.67	14.81	38.45
CP QPSK	21.11	21.29	17.46	17.64	38.45

Note: EIRP (dBm) = Cond. Power (dBm) + Antenna Gain (dBi) + Array Gain (if applicable)
ERP (dBm) = EIRP (dBm) - 2.15

7.1.3 NR n7 SCS 15 kHz

NR n7 SCS 15 kHz - Ant 5, Channel Bandwidth: 5 MHz

Modulation	RB Size	RB Offset	Measurement Conducted Power (dBm)		
			CH 500500	CH 507000	CH 513500
			2502.5 MHz	2535 MHz	2567.5 MHz
DFT-S BPSK	1	1	21.29	21.56	21.50
DFT-S QPSK	1	1	21.28	21.57	21.58
	1	13	21.24	21.49	21.49
	1	23	21.55	21.53	21.59
	12	0	20.02	20.21	20.29
	12	7	21.47	21.46	21.54
	12	13	20.10	20.30	20.42
	25	0	20.31	20.36	20.41
DFT-S 16 QAM	1	1	20.29	20.38	20.51
DFT-S 64 QAM	1	1	19.33	19.52	19.71
DFT-S 256 QAM	1	1	17.14	17.37	17.49
CP QPSK	1	1	19.84	20.14	20.24

Output Power					
Modulation	Minimum Cond. Power (dBm)	Maximum Cond. Power (dBm)	Minimum EIRP (dBm)	Maximum EIRP (dBm)	EIRP Limit (dBm)
DFT-S BPSK	21.29	21.56	20.29	20.56	33.01
DFT-S QPSK	20.02	21.59	19.02	20.59	33.01
DFT-S 16QAM	20.29	20.51	19.29	19.51	33.01
DFT-S 64QAM	19.33	19.71	18.33	18.71	33.01
DFT-S 256QAM	17.14	17.49	16.14	16.49	33.01
CP QPSK	19.84	20.24	18.84	19.24	33.01

Note: EIRP (dBm) = Cond. Power (dBm) + Antenna Gain (dBi) + Array Gain (if applicable)

NR n7 SCS 15 kHz - Ant 5, Channel Bandwidth: 10 MHz

Modulation	RB Size	RB Offset	Measurement Conducted Power (dBm)		
			CH 501000	CH 507000	CH 513000
			2505 MHz	2535 MHz	2565 MHz
DFT-S BPSK	1	1	21.22	21.57	21.63
DFT-S QPSK	1	1	21.26	21.69	21.72
	1	26	21.35	21.48	21.55
	1	50	21.44	21.52	21.74
	25	0	20.05	20.12	20.39
	25	14	21.46	21.55	21.64
	25	27	20.12	20.29	20.42
	50	0	20.29	20.28	20.50
DFT-S 16 QAM	1	1	20.36	20.32	20.54
DFT-S 64 QAM	1	1	19.47	19.47	19.78
DFT-S 256 QAM	1	1	17.08	17.46	17.53
CP QPSK	1	1	19.93	20.06	20.26

Output Power					
Modulation	Minimum Cond. Power (dBm)	Maximum Cond. Power (dBm)	Minimum EIRP (dBm)	Maximum EIRP (dBm)	EIRP Limit (dBm)
DFT-S BPSK	21.22	21.63	20.22	20.63	33.01
DFT-S QPSK	20.05	21.74	19.05	20.74	33.01
DFT-S 16QAM	20.32	20.54	19.32	19.54	33.01
DFT-S 64QAM	19.47	19.78	18.47	18.78	33.01
DFT-S 256QAM	17.08	17.53	16.08	16.53	33.01
CP QPSK	19.93	20.26	18.93	19.26	33.01

Note: EIRP (dBm) = Cond. Power (dBm) + Antenna Gain (dBi) + Array Gain (if applicable)

NR n7 SCS 15 kHz - Ant 5, Channel Bandwidth: 15 MHz

Modulation	RB Size	RB Offset	Measurement Conducted Power (dBm)		
			CH 501500	CH 507000	CH 512500
			2507.5 MHz	2535 MHz	2562.5 MHz
DFT-S BPSK	1	1	21.35	21.68	21.74
DFT-S QPSK	1	1	21.38	21.69	21.81
	1	40	21.36	21.63	21.69
	1	77	21.55	21.63	21.77
	36	0	20.11	20.24	20.43
	36	22	21.49	21.55	21.71
	36	43	20.23	20.41	20.46
	75	0	20.33	20.41	20.54
DFT-S 16 QAM	1	1	20.37	20.41	20.65
DFT-S 64QAM	1	1	19.48	19.59	19.84
DFT-S 256QAM	1	1	17.23	17.49	17.57
CP QPSK	1	1	19.95	20.15	20.28

Output Power					
Modulation	Minimum Cond. Power (dBm)	Maximum Cond. Power (dBm)	Minimum EIRP (dBm)	Maximum EIRP (dBm)	EIRP Limit (dBm)
DFT-S BPSK	21.35	21.74	20.35	20.74	33.01
DFT-S QPSK	20.11	21.81	19.11	20.81	33.01
DFT-S 16QAM	20.37	20.65	19.37	19.65	33.01
DFT-S 64QAM	19.48	19.84	18.48	18.84	33.01
DFT-S 256QAM	17.23	17.57	16.23	16.57	33.01
CP QPSK	19.95	20.28	18.95	19.28	33.01

Note: EIRP (dBm) = Cond. Power (dBm) + Antenna Gain (dBi) + Array Gain (if applicable)

NR n7 SCS 15 kHz - Ant 5, Channel Bandwidth: 20 MHz

Modulation	RB Size	RB Offset	Measurement Conducted Power (dBm)		
			CH 502000	CH 507000	CH 512000
			2510 MHz	2535 MHz	2560 MHz
DFT-S BPSK	1	1	21.45	21.77	21.83
DFT-S QPSK	1	1	21.48	21.72	21.85
	1	53	21.45	21.65	21.78
	1	104	21.56	21.69	21.83
	50	0	20.12	20.32	20.47
	50	28	21.53	21.62	21.73
	50	56	20.26	20.43	20.56
	100	0	20.36	20.51	20.63
DFT-S 16QAM	1	1	20.38	20.50	20.69
DFT-S 64QAM	1	1	19.48	19.66	19.85
DFT-S 256QAM	1	1	17.32	17.51	17.61
CP QPSK	1	1	20.02	20.23	20.35

Output Power					
Modulation	Minimum Cond. Power (dBm)	Maximum Cond. Power (dBm)	Minimum EIRP (dBm)	Maximum EIRP (dBm)	EIRP Limit (dBm)
DFT-S BPSK	21.45	21.83	20.45	20.83	33.01
DFT-S QPSK	20.12	21.85	19.12	20.85	33.01
DFT-S 16QAM	20.38	20.69	19.38	19.69	33.01
DFT-S 64QAM	19.48	19.85	18.48	18.85	33.01
DFT-S 256QAM	17.32	17.61	16.32	16.61	33.01
CP QPSK	20.02	20.35	19.02	19.35	33.01

Note: EIRP (dBm) = Cond. Power (dBm) + Antenna Gain (dBi) + Array Gain (if applicable)

NR n7 SCS 15 kHz - Ant 6, Channel Bandwidth: 5 MHz

Modulation	RB Size	RB Offset	Measurement Conducted Power (dBm)		
			CH 500500	CH 507000	CH 513500
			2502.5 MHz	2535 MHz	2567.5 MHz
DFT-S BPSK	1	1	22.26	22.42	22.37
DFT-S QPSK	1	1	22.42	22.43	22.34
	1	13	22.12	22.28	22.04
	1	23	22.14	22.10	22.05
	12	0	21.09	21.18	21.28
	12	7	21.95	22.02	22.01
	12	13	21.07	21.22	21.17
	25	0	20.97	21.09	21.05
DFT-S 16 QAM	1	1	20.93	21.01	21.12
DFT-S 64 QAM	1	1	20.28	20.27	20.39
DFT-S 256 QAM	1	1	18.01	18.10	18.19
CP QPSK	1	1	21.21	21.23	21.22

Output Power					
Modulation	Minimum Cond. Power (dBm)	Maximum Cond. Power (dBm)	Minimum EIRP (dBm)	Maximum EIRP (dBm)	EIRP Limit (dBm)
DFT-S BPSK	22.26	22.42	22.76	22.92	33.01
DFT-S QPSK	20.97	22.43	21.47	22.93	33.01
DFT-S 16QAM	20.93	21.12	21.43	21.62	33.01
DFT-S 64QAM	20.27	20.39	20.77	20.89	33.01
DFT-S 256QAM	18.01	18.19	18.51	18.69	33.01
CP QPSK	21.21	21.23	21.71	21.73	33.01

Note: EIRP (dBm) = Cond. Power (dBm) + Antenna Gain (dBi) + Array Gain (if applicable)

NR n7 SCS 15 kHz - Ant 6, Channel Bandwidth: 10 MHz

Modulation	RB Size	RB Offset	Measurement Conducted Power (dBm)		
			CH 501000	CH 507000	CH 513000
			2505 MHz	2535 MHz	2565 MHz
DFT-S BPSK	1	1	22.27	22.41	22.40
DFT-S QPSK	1	1	22.44	22.46	22.47
	1	26	22.14	22.20	22.19
	1	50	22.09	22.10	22.16
	25	0	21.03	21.21	21.31
	25	14	21.92	22.11	22.08
	25	27	21.03	21.18	21.17
	50	0	21.04	21.09	21.18
DFT-S 16 QAM	1	1	20.91	20.92	21.17
DFT-S 64 QAM	1	1	20.33	20.27	20.38
DFT-S 256 QAM	1	1	18.06	18.07	18.27
CP QPSK	1	1	21.35	21.14	21.23

Output Power					
Modulation	Minimum Cond. Power (dBm)	Maximum Cond. Power (dBm)	Minimum EIRP (dBm)	Maximum EIRP (dBm)	EIRP Limit (dBm)
DFT-S BPSK	22.27	22.41	22.77	22.91	33.01
DFT-S QPSK	21.03	22.47	21.53	22.97	33.01
DFT-S 16QAM	20.91	21.17	21.41	21.67	33.01
DFT-S 64QAM	20.27	20.38	20.77	20.88	33.01
DFT-S 256QAM	18.06	18.27	18.56	18.77	33.01
CP QPSK	21.14	21.35	21.64	21.85	33.01

Note: EIRP (dBm) = Cond. Power (dBm) + Antenna Gain (dBi) + Array Gain (if applicable)

NR n7 SCS 15 kHz - Ant 6, Channel Bandwidth: 15 MHz

Modulation	RB Size	RB Offset	Measurement Conducted Power (dBm)		
			CH 501500	CH 507000	CH 512500
			2507.5 MHz	2535 MHz	2562.5 MHz
DFT-S BPSK	1	1	22.40	22.43	22.40
DFT-S QPSK	1	1	22.47	22.49	22.50
	1	40	22.21	22.28	22.30
	1	77	22.17	22.21	22.28
	36	0	21.18	21.25	21.34
	36	22	22.07	22.17	22.20
	36	43	21.12	21.24	21.28
	75	0	21.12	21.25	21.26
DFT-S 16 QAM	1	1	20.95	21.05	21.17
DFT-S 64QAM	1	1	20.40	20.37	20.43
DFT-S 256QAM	1	1	18.11	18.15	18.29
CP QPSK	1	1	21.36	21.29	21.33

Output Power					
Modulation	Minimum Cond. Power (dBm)	Maximum Cond. Power (dBm)	Minimum EIRP (dBm)	Maximum EIRP (dBm)	EIRP Limit (dBm)
DFT-S BPSK	22.40	22.43	22.90	22.93	33.01
DFT-S QPSK	21.12	22.50	21.62	23.00	33.01
DFT-S 16QAM	20.95	21.17	21.45	21.67	33.01
DFT-S 64QAM	20.37	20.43	20.87	20.93	33.01
DFT-S 256QAM	18.11	18.29	18.61	18.79	33.01
CP QPSK	21.29	21.36	21.79	21.86	33.01

Note: EIRP (dBm) = Cond. Power (dBm) + Antenna Gain (dBi) + Array Gain (if applicable)

NR n7 SCS 15 kHz - Ant 6, Channel Bandwidth: 20 MHz

Modulation	RB Size	RB Offset	Measurement Conducted Power (dBm)		
			CH 502000	CH 507000	CH 512000
			2510 MHz	2535 MHz	2560 MHz
DFT-S BPSK	1	1	22.41	22.45	22.47
DFT-S QPSK	1	1	22.48	22.53	22.56
	1	53	22.25	22.31	22.39
	1	104	22.22	22.26	22.35
	50	0	21.25	21.30	21.39
	50	28	22.11	22.19	22.38
	50	56	21.19	21.26	21.28
	100	0	21.15	21.25	21.29
DFT-S 16QAM	1	1	21.05	21.12	21.21
DFT-S 64QAM	1	1	20.44	20.44	20.47
DFT-S 256QAM	1	1	18.18	18.20	18.29
CP QPSK	1	1	21.36	21.38	21.43

Output Power					
Modulation	Minimum Cond. Power (dBm)	Maximum Cond. Power (dBm)	Minimum EIRP (dBm)	Maximum EIRP (dBm)	EIRP Limit (dBm)
DFT-S BPSK	22.41	22.47	22.91	22.97	33.01
DFT-S QPSK	21.15	22.56	21.65	23.06	33.01
DFT-S 16QAM	21.05	21.21	21.55	21.71	33.01
DFT-S 64QAM	20.44	20.47	20.94	20.97	33.01
DFT-S 256QAM	18.18	18.29	18.68	18.79	33.01
CP QPSK	21.36	21.43	21.86	21.93	33.01

Note: EIRP (dBm) = Cond. Power (dBm) + Antenna Gain (dBi) + Array Gain (if applicable)

7.1.4 NR n12 SCS 15 kHz

NR n12 SCS 15 kHz - Ant 0, Channel Bandwidth: 5 MHz

Modulation	RB Size	RB Offset	Measurement Conducted Power (dBm)		
			CH 140300	CH 141500	CH 142700
			701.5 MHz	707.5 MHz	713.5 MHz
DFT-S BPSK	1	1	21.35	21.54	22.53
DFT-S QPSK	1	1	22.42	22.51	22.65
	1	13	22.42	22.51	22.52
	1	23	22.43	22.40	22.44
	12	0	21.45	21.63	21.59
	12	7	22.23	22.35	22.39
	12	13	21.42	21.40	21.63
	25	0	21.42	21.51	21.61
DFT-S 16 QAM	1	1	21.74	21.65	21.72
DFT-S 64 QAM	1	1	20.30	20.21	20.23
DFT-S 256 QAM	1	1	18.15	18.27	18.36
CP QPSK	1	1	21.12	21.17	21.26

Output Power					
Modulation	Minimum Cond. Power (dBm)	Maximum Cond. Power (dBm)	Minimum ERP (dBm)	Maximum ERP (dBm)	ERP Limit (dBm)
DFT-S BPSK	21.35	22.53	17.20	18.38	34.77
DFT-S QPSK	21.40	22.65	17.25	18.50	34.77
DFT-S 16QAM	21.65	21.74	17.50	17.59	34.77
DFT-S 64QAM	20.21	20.30	16.06	16.15	34.77
DFT-S 256QAM	18.15	18.36	14.00	14.21	34.77
CP QPSK	21.12	21.26	16.97	17.11	34.77

Note: EIRP (dBm) = Cond. Power (dBm) + Antenna Gain (dBi) + Array Gain (if applicable)
ERP (dBm) = EIRP (dBm) - 2.15

NR n12 SCS 15 kHz - Ant 0, Channel Bandwidth: 10 MHz

Modulation	RB Size	RB Offset	Measurement Conducted Power (dBm)		
			CH 140800	CH141500	CH 142200
			704 MHz	707.5 MHz	711 MHz
DFT-S BPSK	1	1	21.50	21.57	22.61
DFT-S QPSK	1	1	22.56	22.62	22.67
	1	26	22.42	22.58	22.57
	1	50	22.51	22.49	22.55
	25	0	21.55	21.63	21.73
	25	14	22.38	22.42	22.40
	25	27	21.49	21.54	21.63
	50	0	21.46	21.51	21.61
DFT-S 16 QAM	1	1	21.76	21.70	21.76
DFT-S 64 QAM	1	1	20.33	20.33	20.36
DFT-S 256 QAM	1	1	18.20	18.28	18.37
CP QPSK	1	1	21.20	21.25	21.27

Output Power					
Modulation	Minimum Cond. Power (dBm)	Maximum Cond. Power (dBm)	Minimum ERP (dBm)	Maximum ERP (dBm)	ERP Limit (dBm)
DFT-S BPSK	21.50	22.61	17.35	18.46	34.77
DFT-S QPSK	21.46	22.67	17.31	18.52	34.77
DFT-S 16QAM	21.70	21.76	17.55	17.61	34.77
DFT-S 64QAM	20.33	20.36	16.18	16.21	34.77
DFT-S 256QAM	18.20	18.37	14.05	14.22	34.77
CP QPSK	21.20	21.27	17.05	17.12	34.77

Note: EIRP (dBm) = Cond. Power (dBm) + Antenna Gain (dBi) + Array Gain (if applicable)

ERP (dBm) = EIRP (dBm) - 2.15

NR n12 SCS 15 kHz - Ant 0, Channel Bandwidth: 15 MHz

Modulation	RB Size	RB Offset	Measurement Conducted Power (dBm)		
			CH 141300	CH 141500	CH 141700
			706.5 MHz	707.5 MHz	708.5 MHz
DFT-S BPSK	1	1	21.55	21.63	22.65
DFT-S QPSK	1	1	22.63	22.69	22.71
	1	40	22.51	22.58	22.65
	1	77	22.55	22.57	22.58
	36	0	21.61	21.66	21.76
	36	22	22.48	22.48	22.49
	36	43	21.51	21.60	21.68
	75	0	21.52	21.61	21.71
DFT-S 16 QAM	1	1	21.78	21.80	21.85
DFT-S 64QAM	1	1	20.34	20.41	20.43
DFT-S 256QAM	1	1	18.28	18.37	18.41
CP QPSK	1	1	21.26	21.26	21.36

Output Power					
Modulation	Minimum Cond. Power (dBm)	Maximum Cond. Power (dBm)	Minimum ERP (dBm)	Maximum ERP (dBm)	ERP Limit (dBm)
DFT-S BPSK	21.55	22.65	17.40	18.50	34.77
DFT-S QPSK	21.51	22.71	17.36	18.56	34.77
DFT-S 16QAM	21.78	21.85	17.63	17.70	34.77
DFT-S 64QAM	20.34	20.43	16.19	16.28	34.77
DFT-S 256QAM	18.28	18.41	14.13	14.26	34.77
CP QPSK	21.26	21.36	17.11	17.21	34.77

Note: EIRP (dBm) = Cond. Power (dBm) + Antenna Gain (dBi) + Array Gain (if applicable)
ERP (dBm) = EIRP (dBm) - 2.15

7.1.5 NR n14 SCS 15 kHz

NR n14 SCS 15 kHz - Ant 0, Channel Bandwidth: 5 MHz

Modulation	RB Size	RB Offset	Measurement Conducted Power (dBm)		
			CH 158100	CH 158600	CH 159100
			790.5 MHz	793 MHz	795.5 MHz
DFT-S BPSK	1	1	22.32	22.41	22.39
DFT-S QPSK	1	1	22.37	22.47	22.42
	1	13	22.19	22.35	22.25
	1	23	22.27	22.38	22.30
	12	0	21.72	21.85	21.79
	12	7	22.38	22.41	22.40
	12	13	21.84	21.88	21.84
	25	0	21.67	21.83	21.77
DFT-S 16 QAM	1	1	21.83	21.89	21.83
DFT-S 64 QAM	1	1	20.09	20.20	20.13
DFT-S 256 QAM	1	1	17.97	18.04	18.03
CP QPSK	1	1	20.97	21.10	21.00

Output Power					
Modulation	Minimum Cond. Power (dBm)	Maximum Cond. Power (dBm)	Minimum ERP (dBm)	Maximum ERP (dBm)	ERP Limit (dBm)
DFT-S BPSK	22.32	22.41	18.17	18.26	34.77
DFT-S QPSK	21.67	22.47	17.52	18.32	34.77
DFT-S 16QAM	21.83	21.89	17.68	17.74	34.77
DFT-S 64QAM	20.09	20.20	15.94	16.05	34.77
DFT-S 256QAM	17.97	18.04	13.82	13.89	34.77
CP QPSK	20.97	21.10	16.82	16.95	34.77

Note: EIRP (dBm) = Cond. Power (dBm) + Antenna Gain (dBi) + Array Gain (if applicable)
ERP (dBm) = EIRP (dBm) - 2.15

NR n14 SCS 15 kHz - Ant 0, Channel Bandwidth: 10 MHz

Modulation	RB Size	RB Offset	Measurement Conducted Power (dBm)
			CH 158600
			793 MHz
DFT-S BPSK	1	1	22.43
DFT-S QPSK	1	1	22.51
	1	26	22.48
	1	50	22.43
	25	0	21.96
	25	14	22.46
	25	27	21.92
	50	0	21.97
DFT-S 16 QAM	1	1	21.95
DFT-S 64 QAM	1	1	20.28
DFT-S 256 QAM	1	1	18.13
CP QPSK	1	1	21.26

Output Power					
Modulation	Minimum Cond. Power (dBm)	Maximum Cond. Power (dBm)	Minimum ERP (dBm)	Maximum ERP (dBm)	ERP Limit (dBm)
DFT-S BPSK	22.43	22.43	18.28	18.28	34.77
DFT-S QPSK	21.92	22.51	17.77	18.36	34.77
DFT-S 16QAM	21.95	21.95	17.80	17.80	34.77
DFT-S 64QAM	20.28	20.28	16.13	16.13	34.77
DFT-S 256QAM	18.13	18.13	13.98	13.98	34.77
CP QPSK	21.26	21.26	17.11	17.11	34.77

Note: EIRP (dBm) = Cond. Power (dBm) + Antenna Gain (dBi) + Array Gain (if applicable)

ERP (dBm) = EIRP (dBm) - 2.15

7.1.6 NR n25 SCS 15 kHz

NR n25 SCS 15 kHz - Ant 0, Channel Bandwidth: 5 MHz

Modulation	RB Size	RB Offset	Measurement Conducted Power (dBm)		
			CH 370500	CH 376500	CH 382500
			1852.5 MHz	1882.5 MHz	1912.5 MHz
DFT-S BPSK	1	1	22.29	22.51	22.42
DFT-S QPSK	1	1	22.50	22.58	22.44
	1	13	22.42	22.50	22.65
	1	23	22.38	22.36	22.27
	12	0	21.71	21.81	21.89
	12	7	22.53	22.49	22.49
	12	13	21.59	21.83	21.76
	25	0	21.76	21.68	21.84
DFT-S 16 QAM	1	1	21.67	21.74	21.85
DFT-S 64 QAM	1	1	20.10	20.27	20.30
DFT-S 256 QAM	1	1	18.18	18.13	18.22
CP QPSK	1	1	21.15	21.12	21.08

Output Power					
Modulation	Minimum Cond. Power (dBm)	Maximum Cond. Power (dBm)	Minimum EIRP (dBm)	Maximum EIRP (dBm)	EIRP Limit (dBm)
DFT-S BPSK	22.29	22.51	21.29	21.51	33.01
DFT-S QPSK	21.59	22.65	20.59	21.65	33.01
DFT-S 16QAM	21.67	21.85	20.67	20.85	33.01
DFT-S 64QAM	20.10	20.30	19.10	19.30	33.01
DFT-S 256QAM	18.13	18.22	17.13	17.22	33.01
CP QPSK	21.08	21.15	20.08	20.15	33.01

Note: EIRP (dBm) = Cond. Power (dBm) + Antenna Gain (dBi) + Array Gain (if applicable)

NR n25 SCS 15 kHz - Ant 0, Channel Bandwidth: 10 MHz

Modulation	RB Size	RB Offset	Measurement Conducted Power (dBm)		
			CH 371000	CH 376500	CH 382000
			1855 MHz	1882.5 MHz	1910 MHz
DFT-S BPSK	1	1	22.29	22.55	22.46
DFT-S QPSK	1	1	22.51	22.48	22.58
	1	26	22.37	22.52	22.70
	1	50	22.30	22.28	22.36
	25	0	21.62	21.71	21.92
	25	14	22.58	22.55	22.63
	25	27	21.69	21.84	21.88
	50	0	21.74	21.76	21.89
DFT-S 16 QAM	1	1	21.66	21.80	21.79
DFT-S 64 QAM	1	1	20.09	20.26	20.35
DFT-S 256 QAM	1	1	18.06	18.15	18.11
CP QPSK	1	1	21.00	21.18	21.10

Output Power					
Modulation	Minimum Cond. Power (dBm)	Maximum Cond. Power (dBm)	Minimum EIRP (dBm)	Maximum EIRP (dBm)	EIRP Limit (dBm)
DFT-S BPSK	22.29	22.55	21.29	21.55	33.01
DFT-S QPSK	21.62	22.70	20.62	21.70	33.01
DFT-S 16QAM	21.66	21.80	20.66	20.80	33.01
DFT-S 64QAM	20.09	20.35	19.09	19.35	33.01
DFT-S 256QAM	18.06	18.15	17.06	17.15	33.01
CP QPSK	21.00	21.18	20.00	20.18	33.01

Note: EIRP (dBm) = Cond. Power (dBm) + Antenna Gain (dBi) + Array Gain (if applicable)

NR n25 SCS 15 kHz - Ant 0, Channel Bandwidth: 15 MHz

NR n2 SCS 15 kHz 15M					
Modulation	RB Size	RB Offset	Measurement Conducted Power (dBm)		
			CH 371500	CH 376500	CH 381500
			1857.5 MHz	1882.5 MHz	1907.5 MHz
DFT-S BPSK	1	1	22.43	22.60	22.57
DFT-S QPSK	1	1	22.52	22.63	22.68
	1	40	22.46	22.59	22.73
	1	77	22.39	22.40	22.48
	36	0	21.71	21.82	21.94
	36	22	22.64	22.56	22.67
	36	43	21.74	21.89	21.90
	75	0	21.76	21.81	21.94
DFT-S 16 QAM	1	1	21.78	21.86	21.86
DFT-S 64QAM	1	1	20.24	20.27	20.35
DFT-S 256QAM	1	1	18.20	18.18	18.22
CP QPSK	1	1	21.15	21.19	21.22

Output Power					
Modulation	Minimum Cond. Power (dBm)	Maximum Cond. Power (dBm)	Minimum EIRP (dBm)	Maximum EIRP (dBm)	EIRP Limit (dBm)
DFT-S BPSK	22.43	22.60	21.43	21.60	33.01
DFT-S QPSK	21.71	22.73	20.71	21.73	33.01
DFT-S 16QAM	21.78	21.86	20.78	20.86	33.01
DFT-S 64QAM	20.24	20.35	19.24	19.35	33.01
DFT-S 256QAM	18.18	18.22	17.18	17.22	33.01
CP QPSK	21.15	21.22	20.15	20.22	33.01

Note: EIRP (dBm) = Cond. Power (dBm) + Antenna Gain (dBi) + Array Gain (if applicable)

NR n25 SCS 15 kHz - Ant 0, Channel Bandwidth: 20 MHz

Modulation	RB Size	RB Offset	Measurement Conducted Power (dBm)		
			CH 372000	CH 376500	CH 381000
			1860 MHz	1882.5 MHz	1905 MHz
DFT-S BPSK	1	1	22.53	22.65	22.63
DFT-S QPSK	1	1	22.56	22.72	22.78
	1	53	22.52	22.69	22.75
	1	104	22.43	22.45	22.48
	50	0	21.81	21.91	21.96
	50	28	22.65	22.66	22.73
	50	56	21.84	21.94	21.95
	100	0	21.83	21.91	21.97
DFT-S 16QAM	1	1	21.86	21.87	21.95
DFT-S 64QAM	1	1	20.33	20.34	20.43
DFT-S 256QAM	1	1	18.21	18.21	18.26
CP QPSK	1	1	21.19	21.29	21.29

Output Power					
Modulation	Minimum Cond. Power (dBm)	Maximum Cond. Power (dBm)	Minimum EIRP (dBm)	Maximum EIRP (dBm)	EIRP Limit (dBm)
DFT-S BPSK	22.53	22.65	21.53	21.65	33.01
DFT-S QPSK	21.81	22.78	20.81	21.78	33.01
DFT-S 16QAM	21.86	21.95	20.86	20.95	33.01
DFT-S 64QAM	20.33	20.43	19.33	19.43	33.01
DFT-S 256QAM	18.21	18.26	17.21	17.26	33.01
CP QPSK	21.19	21.29	20.19	20.29	33.01

Note: EIRP (dBm) = Cond. Power (dBm) + Antenna Gain (dBi) + Array Gain (if applicable)

NR n25 SCS 15 kHz - Ant 7, Channel Bandwidth: 5 MHz

Modulation	RB Size	RB Offset	Measurement Conducted Power (dBm)		
			CH 370500	CH 376500	CH 382500
			1852.5 MHz	1882.5 MHz	1912.5 MHz
DFT-S BPSK	1	1	22.09	21.76	21.88
DFT-S QPSK	1	1	22.25	21.95	22.01
	1	13	22.19	21.92	21.96
	1	23	22.10	21.84	21.92
	12	0	20.92	20.58	20.63
	12	7	21.77	21.46	21.45
	12	13	20.75	20.54	20.52
	25	0	20.66	20.39	20.47
DFT-S 16 QAM	1	1	21.23	20.88	20.97
DFT-S 64 QAM	1	1	20.03	19.69	19.71
DFT-S 256 QAM	1	1	17.17	16.94	16.91
CP QPSK	1	1	20.29	19.94	20.06

Output Power					
Modulation	Minimum Cond. Power (dBm)	Maximum Cond. Power (dBm)	Minimum EIRP (dBm)	Maximum EIRP (dBm)	EIRP Limit (dBm)
DFT-S BPSK	21.76	22.09	19.76	20.09	33.01
DFT-S QPSK	20.39	22.25	18.39	20.25	33.01
DFT-S 16QAM	20.88	21.23	18.88	19.23	33.01
DFT-S 64QAM	19.69	20.03	17.69	18.03	33.01
DFT-S 256QAM	16.91	17.17	14.91	15.17	33.01
CP QPSK	19.94	20.29	17.94	18.29	33.01

Note: EIRP (dBm) = Cond. Power (dBm) + Antenna Gain (dBi) + Array Gain (if applicable)

NR n25 SCS 15 kHz - Ant 7, Channel Bandwidth: 10 MHz

Modulation	RB Size	RB Offset	Measurement Conducted Power (dBm)		
			CH 371000	CH 376500	CH 382000
			1855 MHz	1882.5 MHz	1910 MHz
DFT-S BPSK	1	1	22.05	21.81	21.87
DFT-S QPSK	1	1	22.28	21.97	21.95
	1	26	22.18	21.92	21.90
	1	50	22.19	21.89	21.91
	25	0	20.88	20.61	20.57
	25	14	21.75	21.40	21.46
	25	27	20.81	20.51	20.59
	50	0	20.73	20.35	20.41
DFT-S 16 QAM	1	1	21.14	20.88	20.98
DFT-S 64 QAM	1	1	19.99	19.66	19.72
DFT-S 256 QAM	1	1	17.16	16.94	16.95
CP QPSK	1	1	20.22	19.94	20.00

Output Power					
Modulation	Minimum Cond. Power (dBm)	Maximum Cond. Power (dBm)	Minimum EIRP (dBm)	Maximum EIRP (dBm)	EIRP Limit (dBm)
DFT-S BPSK	21.81	22.05	19.81	20.05	33.01
DFT-S QPSK	20.35	22.28	18.35	20.28	33.01
DFT-S 16QAM	20.88	21.14	18.88	19.14	33.01
DFT-S 64QAM	19.66	19.99	17.66	17.99	33.01
DFT-S 256QAM	16.94	17.16	14.94	15.16	33.01
CP QPSK	19.94	20.22	17.94	18.22	33.01

Note: EIRP (dBm) = Cond. Power (dBm) + Antenna Gain (dBi) + Array Gain (if applicable)

NR n25 SCS 15 kHz - Ant 7, Channel Bandwidth: 15 MHz

NR n2 SCS 15 kHz 15M					
Modulation	RB Size	RB Offset	Measurement Conducted Power (dBm)		
			CH 371500	CH 376500	CH 381500
			1857.5 MHz	1882.5 MHz	1907.5 MHz
DFT-S BPSK	1	1	22.05	21.75	21.88
DFT-S QPSK	1	1	22.24	21.93	22.00
	1	40	22.22	21.89	21.93
	1	77	22.18	21.88	21.84
	36	0	20.84	20.58	20.64
	36	22	21.69	21.49	21.45
	36	43	20.80	20.51	20.51
	75	0	20.67	20.41	20.46
DFT-S 16 QAM	1	1	21.17	20.84	20.90
DFT-S 64QAM	1	1	20.01	19.69	19.75
DFT-S 256QAM	1	1	17.21	16.92	16.93
CP QPSK	1	1	20.29	19.94	20.02

Output Power					
Modulation	Minimum Cond. Power (dBm)	Maximum Cond. Power (dBm)	Minimum EIRP (dBm)	Maximum EIRP (dBm)	EIRP Limit (dBm)
DFT-S BPSK	21.75	22.05	19.75	20.05	33.01
DFT-S QPSK	20.41	22.24	18.41	20.24	33.01
DFT-S 16QAM	20.84	21.17	18.84	19.17	33.01
DFT-S 64QAM	19.69	20.01	17.69	18.01	33.01
DFT-S 256QAM	16.92	17.21	14.92	15.21	33.01
CP QPSK	19.94	20.29	17.94	18.29	33.01

Note: EIRP (dBm) = Cond. Power (dBm) + Antenna Gain (dBi) + Array Gain (if applicable)

NR n25 SCS 15 kHz - Ant 7, Channel Bandwidth: 20 MHz

Modulation	RB Size	RB Offset	Measurement Conducted Power (dBm)		
			CH 372000	CH 376500	CH 381000
			1860 MHz	1882.5 MHz	1905 MHz
DFT-S BPSK	1	1	22.13	21.83	21.88
DFT-S QPSK	1	1	22.39	22.08	22.15
	1	53	22.25	21.95	22.00
	1	104	22.19	21.89	21.94
	50	0	20.92	20.62	20.67
	50	28	22.25	21.78	21.86
	50	56	20.85	20.55	20.60
	100	0	20.74	20.44	20.49
DFT-S 16QAM	1	1	21.24	20.94	20.99
DFT-S 64QAM	1	1	20.04	19.74	19.79
DFT-S 256QAM	1	1	17.24	16.94	16.99
CP QPSK	1	1	20.31	20.01	20.06

Output Power					
Modulation	Minimum Cond. Power (dBm)	Maximum Cond. Power (dBm)	Minimum EIRP (dBm)	Maximum EIRP (dBm)	EIRP Limit (dBm)
DFT-S BPSK	21.83	22.13	19.83	20.13	33.01
DFT-S QPSK	20.44	22.39	18.44	20.39	33.01
DFT-S 16QAM	20.94	21.24	18.94	19.24	33.01
DFT-S 64QAM	19.74	20.04	17.74	18.04	33.01
DFT-S 256QAM	16.94	17.24	14.94	15.24	33.01
CP QPSK	20.01	20.31	18.01	18.31	33.01

Note: EIRP (dBm) = Cond. Power (dBm) + Antenna Gain (dBi) + Array Gain (if applicable)

7.1.7 NR n26 SCS 15 kHz (814 MHz ~ 824 MHz)

NR n26 SCS 15 kHz (814 MHz ~ 824 MHz) - Ant 0, Channel Bandwidth: 5 MHz

NR n26 SCS 15 kHz 5M					
Modulation	RB Size	RB Offset	Measurement Conducted Power (dBm)		
			CH 163300	CH 163800	CH 164300
			816.5 MHz	819 MHz	821.5 MHz
DFT-S BPSK	1	1	22.32	22.26	22.29
DFT-S QPSK	1	1	22.42	22.31	22.25
	1	13	22.34	22.27	22.27
	1	23	22.38	22.31	22.34
	12	0	21.65	21.55	21.63
	12	7	22.26	22.26	22.26
	12	13	21.72	21.62	21.69
	25	0	21.34	21.23	21.32
DFT-S 16 QAM	1	1	21.42	21.26	21.33
DFT-S 64 QAM	1	1	19.86	19.78	19.68
DFT-S 256 QAM	1	1	17.80	17.84	17.84
CP QPSK	1	1	21.25	21.04	21.05

Output Power					
Modulation	Minimum Cond. Power (dBm)	Maximum Cond. Power (dBm)	Minimum ERP (dBm)	Maximum ERP (dBm)	ERP Limit (dBm)
DFT-S BPSK	22.26	22.32	18.61	18.67	38.45
DFT-S QPSK	21.23	22.42	17.58	18.77	38.45
DFT-S 16QAM	21.26	21.42	17.61	17.77	38.45
DFT-S 64QAM	19.68	19.86	16.03	16.21	38.45
DFT-S 256QAM	17.80	17.84	14.15	14.19	38.45
CP QPSK	21.04	21.25	17.39	17.60	38.45

Note: EIRP (dBm) = Cond. Power (dBm) + Antenna Gain (dBi) + Array Gain (if applicable)
ERP (dBm) = EIRP (dBm) - 2.15

NR n26 SCS 15 kHz (814 MHz ~ 824 MHz) - Ant 0, Channel Bandwidth: 10 MHz

NR n26 SCS 15 kHz 10M			
Modulation	RB Size	RB Offset	Measurement Conducted Power (dBm)
			CH 163800
			819 MHz
DFT-S BPSK	1	1	22.37
DFT-S QPSK	1	1	22.42
	1	13	22.33
	1	23	22.30
	12	0	21.68
	12	7	22.30
	12	13	21.73
	25	0	21.31
DFT-S 16 QAM	1	1	21.40
DFT-S 64 QAM	1	1	19.83
DFT-S 256 QAM	1	1	17.89
CP QPSK	1	1	21.20

Output Power					
Modulation	Minimum Cond. Power (dBm)	Maximum Cond. Power (dBm)	Minimum ERP (dBm)	Maximum ERP (dBm)	ERP Limit (dBm)
DFT-S BPSK	22.37	22.37	18.72	18.72	38.45
DFT-S QPSK	21.31	22.42	17.66	18.77	38.45
DFT-S 16QAM	21.40	21.40	17.75	17.75	38.45
DFT-S 64QAM	19.83	19.83	16.18	16.18	38.45
DFT-S 256QAM	17.89	17.89	14.24	14.24	38.45
CP QPSK	21.20	21.20	17.55	17.55	38.45

Note: EIRP (dBm) = Cond. Power (dBm) + Antenna Gain (dBi) + Array Gain (if applicable)
ERP (dBm) = EIRP (dBm) - 2.15

7.1.8 NR n26 SCS 15 kHz (824 MHz ~ 849 MHz)

NR n26 SCS 15 kHz (824 MHz ~ 849 MHz) - Ant 0, Channel Bandwidth: 5 MHz

NR n26 SCS 15 kHz 5M					
Modulation	RB Size	RB Offset	Measurement Conducted Power (dBm)		
			CH 165300	CH 167300	CH 169300
			826.5 MHz	836.5 MHz	846.5 MHz
DFT-S BPSK	1	1	22.17	22.32	22.55
DFT-S QPSK	1	1	22.22	22.53	22.65
	1	13	22.04	22.43	22.45
	1	23	22.30	22.39	22.46
	12	0	21.58	21.77	21.85
	12	7	22.15	22.28	22.52
	12	13	21.48	21.69	21.85
	25	0	21.12	21.36	21.56
DFT-S 16 QAM	1	1	21.23	21.55	21.63
DFT-S 64 QAM	1	1	19.58	19.94	20.05
DFT-S 256 QAM	1	1	17.87	17.89	17.98
CP QPSK	1	1	21.09	21.26	21.38

Output Power					
Modulation	Minimum Cond. Power (dBm)	Maximum Cond. Power (dBm)	Minimum ERP (dBm)	Maximum ERP (dBm)	ERP Limit (dBm)
DFT-S BPSK	22.17	22.55	18.52	18.90	38.45
DFT-S QPSK	21.12	22.65	17.47	19.00	38.45
DFT-S 16QAM	21.23	21.63	17.58	17.98	38.45
DFT-S 64QAM	19.58	20.05	15.93	16.40	38.45
DFT-S 256QAM	17.87	17.98	14.22	14.33	38.45
CP QPSK	21.09	21.38	17.44	17.73	38.45

Note: EIRP (dBm) = Cond. Power (dBm) + Antenna Gain (dBi) + Array Gain (if applicable)
ERP (dBm) = EIRP (dBm) - 2.15

NR n26 SCS 15 kHz (824 MHz ~ 849 MHz) - Ant 0, Channel Bandwidth: 10 MHz

NR n26 SCS 15 kHz 10M					
Modulation	RB Size	RB Offset	Measurement Conducted Power (dBm)		
			CH 165800	CH 167300	CH 168800
			829 MHz	836.5 MHz	844 MHz
DFT-S BPSK	1	1	22.16	22.37	22.53
DFT-S QPSK	1	1	22.16	22.55	22.61
	1	13	22.07	22.45	22.50
	1	23	22.37	22.45	22.46
	12	0	21.64	21.69	21.84
	12	7	22.22	22.30	22.48
	12	13	21.48	21.67	21.86
	25	0	21.22	21.33	21.48
DFT-S 16 QAM	1	1	21.19	21.55	21.55
DFT-S 64 QAM	1	1	19.59	19.93	20.02
DFT-S 256 QAM	1	1	17.88	17.89	17.94
CP QPSK	1	1	21.15	21.27	21.33

Output Power					
Modulation	Minimum Cond. Power (dBm)	Maximum Cond. Power (dBm)	Minimum ERP (dBm)	Maximum ERP (dBm)	ERP Limit (dBm)
DFT-S BPSK	22.16	22.53	18.51	18.88	38.45
DFT-S QPSK	21.22	22.61	17.57	18.96	38.45
DFT-S 16QAM	21.19	21.55	17.54	17.90	38.45
DFT-S 64QAM	19.59	20.02	15.94	16.37	38.45
DFT-S 256QAM	17.88	17.94	14.23	14.29	38.45
CP QPSK	21.15	21.33	17.50	17.68	38.45

Note: EIRP (dBm) = Cond. Power (dBm) + Antenna Gain (dBi) + Array Gain (if applicable)
ERP (dBm) = EIRP (dBm) - 2.15

NR n26 SCS 15 kHz (824 MHz ~ 849 MHz) - Ant 0, Channel Bandwidth: 15 MHz

NR n26 SCS 15 kHz 15M					
Modulation	RB Size	RB Offset	Measurement Conducted Power (dBm)		
			CH 166300	CH 167300	CH 168300
			831.5 MHz	836.5 MHz	841.5 MHz
DFT-S BPSK	1	1	22.22	22.42	22.57
DFT-S QPSK	1	1	22.25	22.56	22.65
	1	13	22.12	22.48	22.55
	1	23	22.39	22.47	22.50
	12	0	21.65	21.77	21.93
	12	7	22.23	22.35	22.53
	12	13	21.58	21.76	21.86
	25	0	21.65	21.88	21.92
DFT-S 16 QAM	1	1	21.75	21.86	21.88
DFT-S 64 QAM	1	1	20.08	20.25	20.42
DFT-S 256 QAM	1	1	18.20	18.26	18.34
CP QPSK	1	1	21.00	21.20	21.35

Output Power					
Modulation	Minimum Cond. Power (dBm)	Maximum Cond. Power (dBm)	Minimum ERP (dBm)	Maximum ERP (dBm)	ERP Limit (dBm)
DFT-S BPSK	22.22	22.57	18.57	18.92	38.45
DFT-S QPSK	21.58	22.65	17.93	19.00	38.45
DFT-S 16QAM	21.75	21.88	18.10	18.23	38.45
DFT-S 64QAM	20.08	20.42	16.43	16.77	38.45
DFT-S 256QAM	18.20	18.34	14.55	14.69	38.45
CP QPSK	21.00	21.35	17.35	17.70	38.45

Note: EIRP (dBm) = Cond. Power (dBm) + Antenna Gain (dBi) + Array Gain (if applicable)
ERP (dBm) = EIRP (dBm) - 2.15

NR n26 SCS 15 kHz (824 MHz ~ 849 MHz) - Ant 0, Channel Bandwidth: 20 MHz

NR n26 SCS 15 kHz 20M					
Modulation	RB Size	RB Offset	Measurement Conducted Power (dBm)		
			CH 166800	CH 167300	CH 167800
			834 MHz	836.5 MHz	839 MHz
DFT-S BPSK	1	1	22.23	22.51	22.58
DFT-S QPSK	1	1	22.36	22.57	22.67
	1	13	22.21	22.56	22.62
	1	23	22.43	22.53	22.59
	12	0	21.68	21.86	21.95
	12	7	22.27	22.42	22.56
	12	13	21.64	21.84	21.93
	25	0	21.68	21.90	21.96
DFT-S 16 QAM	1	1	21.78	21.89	21.98
DFT-S 64 QAM	1	1	20.14	20.35	20.46
DFT-S 256 QAM	1	1	18.21	18.34	18.43
CP QPSK	1	1	21.02	21.24	21.38

Output Power					
Modulation	Minimum Cond. Power (dBm)	Maximum Cond. Power (dBm)	Minimum ERP (dBm)	Maximum ERP (dBm)	ERP Limit (dBm)
DFT-S BPSK	22.23	22.58	18.58	18.93	38.45
DFT-S QPSK	21.64	22.67	17.99	19.02	38.45
DFT-S 16QAM	21.78	21.98	18.13	18.33	38.45
DFT-S 64QAM	20.14	20.46	16.49	16.81	38.45
DFT-S 256QAM	18.21	18.43	14.56	14.78	38.45
CP QPSK	21.02	21.38	17.37	17.73	38.45

Note: EIRP (dBm) = Cond. Power (dBm) + Antenna Gain (dBi) + Array Gain (if applicable)
ERP (dBm) = EIRP (dBm) - 2.15

7.1.9 NR n38 SCS 30 kHz

NR n38 SCS 30 kHz - Ant 5, Channel Bandwidth: 20 MHz

Modulation	RB Size	RB Offset	Measurement Conducted Power (dBm)		
			CH 516000	CH 519000	CH 522000
			2580 MHz	2595 MHz	2610 MHz
DFT-S BPSK	1	1	21.59	21.62	21.68
DFT-S QPSK	1	1	21.68	21.73	21.79
	1	53	21.51	21.57	21.60
	1	104	21.31	21.32	21.40
	50	0	20.53	20.58	20.61
	50	28	21.46	21.46	21.53
	50	56	21.29	21.36	21.41
	100	0	21.39	21.39	21.50
DFT-S 16QAM	1	1	20.99	21.04	21.03
DFT-S 64QAM	1	1	19.24	19.36	19.39
DFT-S 256QAM	1	1	17.18	17.30	17.36
CP QPSK	1	1	20.14	20.10	20.19

Output Power					
Modulation	Minimum Cond. Power (dBm)	Maximum Cond. Power (dBm)	Minimum EIRP (dBm)	Maximum EIRP (dBm)	EIRP Limit (dBm)
DFT-S BPSK	21.59	21.68	20.59	20.68	33.01
DFT-S QPSK	20.53	21.79	19.53	20.79	33.01
DFT-S 16QAM	20.99	21.04	19.99	20.04	33.01
DFT-S 64QAM	19.24	19.39	18.24	18.39	33.01
DFT-S 256QAM	17.18	17.36	16.18	16.36	33.01
CP QPSK	20.10	20.19	19.10	19.19	33.01

Note: EIRP (dBm) = Cond. Power (dBm) + Antenna Gain (dBi) + Array Gain (if applicable)

NR n38 SCS 30 kHz - Ant 5, Channel Bandwidth: 30 MHz

Modulation	RB Size	RB Offset	Measurement Conducted Power (dBm)		
			CH 517000	CH 519000	CH 521000
			2585 MHz	2595 MHz	2605 MHz
DFT-S BPSK	1	1	21.62	21.67	21.69
DFT-S QPSK	1	1	21.63	21.70	21.73
	1	26	21.45	21.52	21.55
	1	50	21.34	21.36	21.49
	25	0	20.52	20.51	20.58
	25	14	21.47	21.47	21.49
	25	27	21.27	21.28	21.35
	50	0	21.46	21.44	21.51
DFT-S 16 QAM	1	1	21.02	21.02	21.12
DFT-S 64 QAM	1	1	19.24	19.30	19.41
DFT-S 256 QAM	1	1	17.27	17.22	17.30
CP QPSK	1	1	20.11	20.11	20.25

Output Power					
Modulation	Minimum Cond. Power (dBm)	Maximum Cond. Power (dBm)	Minimum EIRP (dBm)	Maximum EIRP (dBm)	EIRP Limit (dBm)
DFT-S BPSK	21.62	21.69	20.62	20.69	33.01
DFT-S QPSK	20.51	21.73	19.51	20.73	33.01
DFT-S 16QAM	21.02	21.12	20.02	20.12	33.01
DFT-S 64QAM	19.24	19.41	18.24	18.41	33.01
DFT-S 256QAM	17.22	17.30	16.22	16.30	33.01
CP QPSK	20.11	20.25	19.11	19.25	33.01

Note: EIRP (dBm) = Cond. Power (dBm) + Antenna Gain (dBi) + Array Gain (if applicable)

NR n38 SCS 30 kHz - Ant 5, Channel Bandwidth: 40 MHz

Modulation	RB Size	RB Offset	Measurement Conducted Power (dBm)		
			CH 518000	CH 519000	CH 520000
			2590 MHz	2595 MHz	2600 MHz
DFT-S BPSK	1	1	21.64	21.67	21.74
DFT-S QPSK	1	1	21.73	21.76	21.83
	1	40	21.55	21.58	21.65
	1	77	21.39	21.42	21.49
	36	0	20.58	20.61	20.68
	36	22	21.47	21.50	21.57
	36	43	21.35	21.38	21.45
	75	0	21.46	21.49	21.56
DFT-S 16 QAM	1	1	21.02	21.05	21.12
DFT-S 64QAM	1	1	19.33	19.36	19.43
DFT-S 256QAM	1	1	17.28	17.31	17.38
CP QPSK	1	1	20.17	20.20	20.27

Output Power					
Modulation	Minimum Cond. Power (dBm)	Maximum Cond. Power (dBm)	Minimum EIRP (dBm)	Maximum EIRP (dBm)	EIRP Limit (dBm)
DFT-S BPSK	21.64	21.74	20.64	20.74	33.01
DFT-S QPSK	20.58	21.83	19.58	20.83	33.01
DFT-S 16QAM	21.02	21.12	20.02	20.12	33.01
DFT-S 64QAM	19.33	19.43	18.33	18.43	33.01
DFT-S 256QAM	17.28	17.38	16.28	16.38	33.01
CP QPSK	20.17	20.27	19.17	19.27	33.01

Note: EIRP (dBm) = Cond. Power (dBm) + Antenna Gain (dBi) + Array Gain (if applicable)

NR n38 SCS 30 kHz - Ant 6, Channel Bandwidth: 20 MHz

Modulation	RB Size	RB Offset	Measurement Conducted Power (dBm)		
			CH 516000	CH 519000	CH 522000
			2580 MHz	2595 MHz	2610 MHz
DFT-S BPSK	1	1	22.07	22.15	22.27
DFT-S QPSK	1	1	22.18	22.24	22.17
	1	53	22.19	22.34	22.21
	1	104	22.23	22.21	22.20
	50	0	20.90	20.98	20.96
	50	28	22.11	22.21	22.09
	50	56	21.13	21.22	21.11
	100	0	21.05	21.23	21.20
DFT-S 16QAM	1	1	21.05	21.02	21.06
DFT-S 64QAM	1	1	20.25	20.22	20.39
DFT-S 256QAM	1	1	18.25	18.22	18.28
CP QPSK	1	1	20.72	20.71	20.67

Output Power					
Modulation	Minimum Cond. Power (dBm)	Maximum Cond. Power (dBm)	Minimum EIRP (dBm)	Maximum EIRP (dBm)	EIRP Limit (dBm)
DFT-S BPSK	22.07	22.27	22.57	22.77	33.01
DFT-S QPSK	20.90	22.34	21.40	22.84	33.01
DFT-S 16QAM	21.02	21.06	21.52	21.56	33.01
DFT-S 64QAM	20.22	20.39	20.72	20.89	33.01
DFT-S 256QAM	18.22	18.28	18.72	18.78	33.01
CP QPSK	20.67	20.72	21.17	21.22	33.01

Note: EIRP (dBm) = Cond. Power (dBm) + Antenna Gain (dBi) + Array Gain (if applicable)

NR n38 SCS 30 kHz - Ant 6, Channel Bandwidth: 30 MHz

Modulation	RB Size	RB Offset	Measurement Conducted Power (dBm)		
			CH 517000	CH 519000	CH 521000
			2585 MHz	2595 MHz	2605 MHz
DFT-S BPSK	1	1	22.15	22.28	22.38
DFT-S QPSK	1	1	22.22	22.35	22.40
	1	26	22.26	22.36	22.34
	1	50	22.26	22.24	22.32
	25	0	21.05	21.11	21.12
	25	14	22.17	22.28	22.26
	25	27	21.23	21.27	21.32
	50	0	21.20	21.24	21.35
DFT-S 16 QAM	1	1	21.13	21.15	21.18
DFT-S 64 QAM	1	1	20.27	20.37	20.41
DFT-S 256 QAM	1	1	18.25	18.31	18.36
CP QPSK	1	1	20.72	20.73	20.78

Output Power					
Modulation	Minimum Cond. Power (dBm)	Maximum Cond. Power (dBm)	Minimum EIRP (dBm)	Maximum EIRP (dBm)	EIRP Limit (dBm)
DFT-S BPSK	22.15	22.38	22.65	22.88	33.01
DFT-S QPSK	21.05	22.40	21.55	22.90	33.01
DFT-S 16QAM	21.13	21.18	21.63	21.68	33.01
DFT-S 64QAM	20.27	20.41	20.77	20.91	33.01
DFT-S 256QAM	18.25	18.36	18.75	18.86	33.01
CP QPSK	20.72	20.78	21.22	21.28	33.01

Note: EIRP (dBm) = Cond. Power (dBm) + Antenna Gain (dBi) + Array Gain (if applicable)

NR n38 SCS 30 kHz - Ant 6, Channel Bandwidth: 40 MHz

Modulation	RB Size	RB Offset	Measurement Conducted Power (dBm)		
			CH 518000	CH 519000	CH 520000
			2590 MHz	2595 MHz	2600 MHz
DFT-S BPSK	1	1	22.23	22.35	22.42
DFT-S QPSK	1	1	22.31	22.38	22.47
	1	40	22.31	22.36	22.41
	1	77	22.26	22.30	22.35
	36	0	21.08	21.11	21.13
	36	22	22.22	22.28	22.32
	36	43	21.27	21.27	21.33
	75	0	21.26	21.29	21.36
DFT-S 16 QAM	1	1	21.17	21.17	21.27
DFT-S 64QAM	1	1	20.31	20.41	20.46
DFT-S 256QAM	1	1	18.34	18.34	18.37
CP QPSK	1	1	20.73	20.75	20.78

Output Power					
Modulation	Minimum Cond. Power (dBm)	Maximum Cond. Power (dBm)	Minimum EIRP (dBm)	Maximum EIRP (dBm)	EIRP Limit (dBm)
DFT-S BPSK	22.23	22.42	22.73	22.92	33.01
DFT-S QPSK	21.08	22.47	21.58	22.97	33.01
DFT-S 16QAM	21.17	21.27	21.67	21.77	33.01
DFT-S 64QAM	20.31	20.46	20.81	20.96	33.01
DFT-S 256QAM	18.34	18.37	18.84	18.87	33.01
CP QPSK	20.73	20.78	21.23	21.28	33.01

Note: EIRP (dBm) = Cond. Power (dBm) + Antenna Gain (dBi) + Array Gain (if applicable)

7.1.10 NR n41 SCS 30 kHz

NR n41 SCS 30 kHz - Ant 5_PC2, Channel Bandwidth: 20 MHz

Modulation	RB Size	RB Offset	Measurement Conducted Power (dBm)		
			CH 501204	CH 518598	CH 535998
			2506.02 MHz	2592.99 MHz	2679.99 MHz
DFT-S BPSK	1	1	24.11	24.21	23.66
DFT-S QPSK	1	1	24.18	24.28	23.86
	1	26	23.92	24.04	23.83
	1	49	22.83	22.91	22.82
	25	0	23.68	23.72	23.51
	25	13	22.47	22.51	22.40
	25	26	23.00	23.06	22.94
	50	0	23.24	23.36	23.12
DFT-S 16QAM	1	1	23.20	23.30	23.04
DFT-S 64QAM	1	1	23.29	23.48	23.31
DFT-S 256QAM	1	1	21.88	21.92	21.78
CP QPSK	1	1	22.02	22.09	21.93

Output Power					
Modulation	Minimum Cond. Power (dBm)	Maximum Cond. Power (dBm)	Minimum EIRP (dBm)	Maximum EIRP (dBm)	EIRP Limit (dBm)
DFT-S BPSK	23.66	24.21	22.66	23.21	33.01
DFT-S QPSK	22.40	24.28	21.40	23.28	33.01
DFT-S 16QAM	23.04	23.30	22.04	22.30	33.01
DFT-S 64QAM	23.29	23.48	22.29	22.48	33.01
DFT-S 256QAM	21.78	21.92	20.78	20.92	33.01
CP QPSK	21.93	22.09	20.93	21.09	33.01

Note: EIRP (dBm) = Cond. Power (dBm) + Antenna Gain (dBi) + Array Gain (if applicable)

NR n41 SCS 30 kHz - Ant 5_PC2, Channel Bandwidth: 30 MHz

Modulation	RB Size	RB Offset	Measurement Conducted Power (dBm)		
			CH 502200	CH 518598	CH 534996
			2511 MHz	2592.99 MHz	2674.98 MHz
DFT-S BPSK	1	1	24.02	24.18	23.64
DFT-S QPSK	1	1	24.21	24.30	23.82
	1	11	23.91	23.95	23.81
	1	22	22.83	22.99	22.73
	12	0	23.67	23.69	23.50
	12	6	22.47	22.52	22.40
	12	12	22.98	23.07	22.93
	24	0	23.29	23.32	23.11
DFT-S 16 QAM	1	1	23.21	23.24	23.01
DFT-S 64QAM	1	1	23.34	23.46	23.34
DFT-S 256QAM	1	1	21.94	21.97	21.82
CP QPSK	1	1	21.98	22.08	21.94

Output Power					
Modulation	Minimum Cond. Power (dBm)	Maximum Cond. Power (dBm)	Minimum EIRP (dBm)	Maximum EIRP (dBm)	EIRP Limit (dBm)
DFT-S BPSK	23.64	24.18	22.64	23.18	33.01
DFT-S QPSK	22.40	24.30	21.40	23.30	33.01
DFT-S 16QAM	23.01	23.24	22.01	22.24	33.01
DFT-S 64QAM	23.34	23.46	22.34	22.46	33.01
DFT-S 256QAM	21.82	21.97	20.82	20.97	33.01
CP QPSK	21.94	22.08	20.94	21.08	33.01

Note: EIRP (dBm) = Cond. Power (dBm) + Antenna Gain (dBi) + Array Gain (if applicable)

NR n41 SCS 30 kHz - Ant 5_PC2, Channel Bandwidth: 40 MHz

Modulation	RB Size	RB Offset	Measurement Conducted Power (dBm)		
			CH 503202	CH 518598	CH 534000
			2516.01 MHz	2592.99 MHz	2670 MHz
DFT-S BPSK	1	1	24.10	24.20	23.66
DFT-S QPSK	1	1	24.16	24.32	23.89
	1	53	23.88	24.04	23.74
	1	104	22.82	22.99	22.78
	50	0	23.69	23.71	23.45
	50	28	22.52	22.48	22.38
	50	56	22.94	23.12	22.99
	100	0	23.25	23.36	23.13
DFT-S 16QAM	1	1	23.12	23.29	22.97
DFT-S 64QAM	1	1	23.27	23.45	23.29
DFT-S 256QAM	1	1	21.89	21.97	21.74
CP QPSK	1	1	22.04	22.14	21.91

Output Power					
Modulation	Minimum Cond. Power (dBm)	Maximum Cond. Power (dBm)	Minimum EIRP (dBm)	Maximum EIRP (dBm)	EIRP Limit (dBm)
DFT-S BPSK	23.66	24.20	22.66	23.20	33.01
DFT-S QPSK	22.38	24.32	21.38	23.32	33.01
DFT-S 16QAM	22.97	23.29	21.97	22.29	33.01
DFT-S 64QAM	23.27	23.45	22.27	22.45	33.01
DFT-S 256QAM	21.74	21.97	20.74	20.97	33.01
CP QPSK	21.91	22.14	20.91	21.14	33.01

Note: EIRP (dBm) = Cond. Power (dBm) + Antenna Gain (dBi) + Array Gain (if applicable)

NR n41 SCS 30 kHz - Ant 5_PC2, Channel Bandwidth: 50 MHz

Modulation	RB Size	RB Offset	Measurement Conducted Power (dBm)		
			CH 504204	CH 518598	CH 532998
			2521.02 MHz	2592.99 MHz	2664.99 MHz
DFT-S BPSK	1	1	24.04	24.16	23.69
DFT-S QPSK	1	1	24.14	24.26	23.82
	1	67	23.94	24.05	23.78
	1	131	22.83	22.93	22.72
	64	0	23.70	23.71	23.50
	64	35	22.43	22.48	22.35
	64	69	22.99	23.09	22.97
	128	0	23.30	23.33	23.09
DFT-S 16QAM	1	1	23.13	23.29	22.95
DFT-S 64QAM	1	1	23.31	23.40	23.26
DFT-S 256QAM	1	1	21.94	21.90	21.79
CP QPSK	1	1	22.06	22.10	21.98

Output Power					
Modulation	Minimum Cond. Power (dBm)	Maximum Cond. Power (dBm)	Minimum EIRP (dBm)	Maximum EIRP (dBm)	EIRP Limit (dBm)
DFT-S BPSK	23.69	24.16	22.69	23.16	33.01
DFT-S QPSK	22.35	24.26	21.35	23.26	33.01
DFT-S 16QAM	22.95	23.29	21.95	22.29	33.01
DFT-S 64QAM	23.26	23.40	22.26	22.40	33.01
DFT-S 256QAM	21.79	21.94	20.79	20.94	33.01
CP QPSK	21.98	22.10	20.98	21.10	33.01

Note: EIRP (dBm) = Cond. Power (dBm) + Antenna Gain (dBi) + Array Gain (if applicable)

NR n41 SCS 30 kHz - Ant 5_PC2, Channel Bandwidth: 60 MHz

Modulation	RB Size	RB Offset	Measurement Conducted Power (dBm)		
			CH 505200	CH 518598	CH 531996
			2526 MHz	2592.99 MHz	2659.98 MHz
DFT-S BPSK	1	1	24.05	24.17	23.68
DFT-S QPSK	1	1	24.16	24.25	23.86
	1	81	23.94	23.95	23.80
	1	160	22.78	23.01	22.79
	81	0	23.63	23.72	23.50
	81	41	22.52	22.48	22.40
	81	81	22.99	23.08	22.90
	162	0	23.34	23.37	23.16
DFT-S 16QAM	1	1	23.22	23.23	23.01
DFT-S 64QAM	1	1	23.31	23.46	23.28
DFT-S 256QAM	1	1	21.91	21.91	21.78
CP QPSK	1	1	21.99	22.13	21.94

Output Power					
Modulation	Minimum Cond. Power (dBm)	Maximum Cond. Power (dBm)	Minimum EIRP (dBm)	Maximum EIRP (dBm)	EIRP Limit (dBm)
DFT-S BPSK	23.68	24.17	22.68	23.17	33.01
DFT-S QPSK	22.40	24.25	21.40	23.25	33.01
DFT-S 16QAM	23.01	23.23	22.01	22.23	33.01
DFT-S 64QAM	23.28	23.46	22.28	22.46	33.01
DFT-S 256QAM	21.78	21.91	20.78	20.91	33.01
CP QPSK	21.94	22.13	20.94	21.13	33.01

Note: EIRP (dBm) = Cond. Power (dBm) + Antenna Gain (dBi) + Array Gain (if applicable)

NR n41 SCS 30 kHz - Ant 5_PC2, Channel Bandwidth: 80 MHz

Modulation	RB Size	RB Offset	Measurement Conducted Power (dBm)		
			CH 507204	CH 518598	CH 529998
			2536.02 MHz	2592.99 MHz	2649.99 MHz
DFT-S BPSK	1	1	24.01	24.19	23.65
DFT-S QPSK	1	1	24.20	24.34	23.85
	1	109	23.93	24.04	23.74
	1	215	22.86	23.01	22.73
	108	0	23.60	23.76	23.49
	108	55	22.48	22.49	22.35
	108	109	22.99	23.10	22.98
	216	0	23.30	23.37	23.09
DFT-S 16QAM	1	1	23.14	23.23	23.04
DFT-S 64QAM	1	1	23.29	23.46	23.27
DFT-S 256QAM	1	1	21.93	21.99	21.74
CP QPSK	1	1	22.01	22.07	21.96

Output Power					
Modulation	Minimum Cond. Power (dBm)	Maximum Cond. Power (dBm)	Minimum EIRP (dBm)	Maximum EIRP (dBm)	EIRP Limit (dBm)
DFT-S BPSK	23.65	24.19	22.65	23.19	33.01
DFT-S QPSK	22.35	24.34	21.35	23.34	33.01
DFT-S 16QAM	23.04	23.23	22.04	22.23	33.01
DFT-S 64QAM	23.27	23.46	22.27	22.46	33.01
DFT-S 256QAM	21.74	21.99	20.74	20.99	33.01
CP QPSK	21.96	22.07	20.96	21.07	33.01

Note: EIRP (dBm) = Cond. Power (dBm) + Antenna Gain (dBi) + Array Gain (if applicable)

NR n41 SCS 30 kHz - Ant 5_PC2, Channel Bandwidth: 90 MHz

Modulation	RB Size	RB Offset	Measurement Conducted Power (dBm)		
			CH 508200	CH 518598	CH 528996
			2541 MHz	2592.99 MHz	2644.98 MHz
DFT-S BPSK	1	1	24.07	24.14	23.67
DFT-S QPSK	1	1	24.22	24.26	23.79
	1	123	23.92	24.02	23.77
	1	243	22.85	22.96	22.79
	120	0	23.66	23.74	23.43
	120	63	22.51	22.47	22.35
	120	125	23.03	23.14	22.94
	243	0	23.25	23.36	23.14
DFT-S 16QAM	1	1	23.20	23.30	22.97
DFT-S 64QAM	1	1	23.30	23.41	23.35
DFT-S 256QAM	1	1	21.96	21.97	21.74
CP QPSK	1	1	21.98	22.09	21.97

Output Power					
Modulation	Minimum Cond. Power (dBm)	Maximum Cond. Power (dBm)	Minimum EIRP (dBm)	Maximum EIRP (dBm)	EIRP Limit (dBm)
DFT-S BPSK	23.67	24.14	22.67	23.14	33.01
DFT-S QPSK	22.35	24.26	21.35	23.26	33.01
DFT-S 16QAM	22.97	23.30	21.97	22.30	33.01
DFT-S 64QAM	23.30	23.41	22.30	22.41	33.01
DFT-S 256QAM	21.74	21.97	20.74	20.97	33.01
CP QPSK	21.97	22.09	20.97	21.09	33.01

Note: EIRP (dBm) = Cond. Power (dBm) + Antenna Gain (dBi) + Array Gain (if applicable)

NR n41 SCS 30 kHz - Ant 5_PC2, Channel Bandwidth: 100 MHz

Modulation	RB Size	RB Offset	Measurement Conducted Power (dBm)		
			CH 509202	CH 518598	CH 528000
			2546.01 MHz	2592.99 MHz	2640 MHz
DFT-S BPSK	1	1	24.11	24.22	23.73
DFT-S QPSK	1	1	24.24	24.35	23.89
	1	137	23.97	24.05	23.84
	1	271	23.88	24.01	23.82
	135	0	23.70	23.61	23.52
	135	69	23.73	23.98	23.61
	135	138	23.04	23.16	23.00
	270	0	23.34	23.38	23.19
DFT-S 16QAM	1	1	23.22	23.30	23.05
DFT-S 64QAM	1	1	21.87	22.00	21.86
DFT-S 256QAM	1	1	19.47	19.50	19.33
CP QPSK	1	1	22.58	22.67	22.51

Output Power					
Modulation	Minimum Cond. Power (dBm)	Maximum Cond. Power (dBm)	Minimum EIRP (dBm)	Maximum EIRP (dBm)	EIRP Limit (dBm)
DFT-S BPSK	23.73	24.22	22.73	23.22	33.01
DFT-S QPSK	23.00	24.35	22.00	23.35	33.01
DFT-S 16QAM	23.05	23.30	22.05	22.30	33.01
DFT-S 64QAM	21.86	22.00	20.86	21.00	33.01
DFT-S 256QAM	19.33	19.50	18.33	18.50	33.01
CP QPSK	22.51	22.67	21.51	21.67	33.01

Note: EIRP (dBm) = Cond. Power (dBm) + Antenna Gain (dBi) + Array Gain (if applicable)

NR n41 SCS 30 kHz - Ant 5_PC3, Channel Bandwidth: 20 MHz

Modulation	RB Size	RB Offset	Measurement Conducted Power (dBm)		
			CH 501204	CH 518598	CH 535998
			2506.02 MHz	2592.99 MHz	2679.99 MHz
DFT-S BPSK	1	1	21.01	21.15	21.13
DFT-S QPSK	1	1	21.16	21.30	21.14
	1	26	21.07	21.15	21.08
	1	49	21.05	21.08	21.02
	25	0	20.07	20.12	20.11
	25	13	21.02	21.20	21.05
	25	26	20.97	21.15	21.03
	50	0	20.99	21.11	21.05
DFT-S 16QAM	1	1	20.13	20.32	20.21
DFT-S 64QAM	1	1	19.10	19.35	19.25
DFT-S 256QAM	1	1	17.00	17.24	17.16
CP QPSK	1	1	19.92	20.09	20.00

Output Power					
Modulation	Minimum Cond. Power (dBm)	Maximum Cond. Power (dBm)	Minimum EIRP (dBm)	Maximum EIRP (dBm)	EIRP Limit (dBm)
DFT-S BPSK	21.01	21.15	20.01	20.15	33.01
DFT-S QPSK	20.07	21.30	19.07	20.30	33.01
DFT-S 16QAM	20.13	20.32	19.13	19.32	33.01
DFT-S 64QAM	19.10	19.35	18.10	18.35	33.01
DFT-S 256QAM	17.00	17.24	16.00	16.24	33.01
CP QPSK	19.92	20.09	18.92	19.09	33.01

Note: EIRP (dBm) = Cond. Power (dBm) + Antenna Gain (dBi) + Array Gain (if applicable)

NR n41 SCS 30 kHz - Ant 5_PC3, Channel Bandwidth: 30 MHz

Modulation	RB Size	RB Offset	Measurement Conducted Power (dBm)		
			CH 502200	CH 518598	CH 534996
			2511 MHz	2592.99 MHz	2674.98 MHz
DFT-S BPSK	1	1	21.07	21.17	21.07
DFT-S QPSK	1	1	21.10	21.32	21.12
	1	11	21.02	21.21	21.14
	1	22	21.00	21.12	21.04
	12	0	20.08	20.11	20.02
	12	6	21.09	21.21	21.08
	12	12	20.96	21.06	21.03
	24	0	20.93	21.10	21.06
DFT-S 16 QAM	1	1	20.14	20.30	20.11
DFT-S 64QAM	1	1	19.14	19.30	19.24
DFT-S 256QAM	1	1	17.09	17.23	17.15
CP QPSK	1	1	19.91	20.10	19.95

Output Power					
Modulation	Minimum Cond. Power (dBm)	Maximum Cond. Power (dBm)	Minimum EIRP (dBm)	Maximum EIRP (dBm)	EIRP Limit (dBm)
DFT-S BPSK	21.07	21.17	20.07	20.17	33.01
DFT-S QPSK	20.02	21.32	19.02	20.32	33.01
DFT-S 16QAM	20.11	20.30	19.11	19.30	33.01
DFT-S 64QAM	19.14	19.30	18.14	18.30	33.01
DFT-S 256QAM	17.09	17.23	16.09	16.23	33.01
CP QPSK	19.91	20.10	18.91	19.10	33.01

Note: EIRP (dBm) = Cond. Power (dBm) + Antenna Gain (dBi) + Array Gain (if applicable)

NR n41 SCS 30 kHz - Ant 5_PC3, Channel Bandwidth: 40 MHz

Modulation	RB Size	RB Offset	Measurement Conducted Power (dBm)		
			CH 503202	CH 518598	CH 534000
			2516.01 MHz	2592.99 MHz	2670 MHz
DFT-S BPSK	1	1	21.04	21.21	21.07
DFT-S QPSK	1	1	21.10	21.27	21.20
	1	53	21.03	21.23	21.10
	1	104	21.05	21.08	21.00
	50	0	20.08	20.05	19.97
	50	28	21.11	21.14	21.02
	50	56	20.89	21.15	21.00
	100	0	20.96	21.09	20.97
DFT-S 16QAM	1	1	20.09	20.25	20.21
DFT-S 64QAM	1	1	19.13	19.36	19.21
DFT-S 256QAM	1	1	17.09	17.24	17.11
CP QPSK	1	1	19.97	20.08	19.99

Output Power					
Modulation	Minimum Cond. Power (dBm)	Maximum Cond. Power (dBm)	Minimum EIRP (dBm)	Maximum EIRP (dBm)	EIRP Limit (dBm)
DFT-S BPSK	21.04	21.21	20.04	20.21	33.01
DFT-S QPSK	19.97	21.27	18.97	20.27	33.01
DFT-S 16QAM	20.09	20.25	19.09	19.25	33.01
DFT-S 64QAM	19.13	19.36	18.13	18.36	33.01
DFT-S 256QAM	17.09	17.24	16.09	16.24	33.01
CP QPSK	19.97	20.08	18.97	19.08	33.01

Note: EIRP (dBm) = Cond. Power (dBm) + Antenna Gain (dBi) + Array Gain (if applicable)

NR n41 SCS 30 kHz - Ant 5_PC3, Channel Bandwidth: 50 MHz

Modulation	RB Size	RB Offset	Measurement Conducted Power (dBm)		
			CH 504204	CH 518598	CH 532998
			2521.02 MHz	2592.99 MHz	2664.99 MHz
DFT-S BPSK	1	1	21.06	21.06	21.12
DFT-S QPSK	1	1	21.12	21.12	21.18
	1	67	21.04	21.04	21.08
	1	131	21.02	21.02	21.02
	64	0	20.03	20.03	20.06
	64	35	21.04	21.04	21.01
	64	69	20.96	20.96	20.98
	128	0	20.99	20.99	21.03
DFT-S 16QAM	1	1	20.14	20.14	20.11
DFT-S 64QAM	1	1	19.17	19.17	19.24
DFT-S 256QAM	1	1	17.09	17.09	17.10
CP QPSK	1	1	19.91	19.91	19.96

Output Power					
Modulation	Minimum Cond. Power (dBm)	Maximum Cond. Power (dBm)	Minimum EIRP (dBm)	Maximum EIRP (dBm)	EIRP Limit (dBm)
DFT-S BPSK	21.06	21.12	20.06	20.12	33.01
DFT-S QPSK	20.03	21.18	19.03	20.18	33.01
DFT-S 16QAM	20.11	20.14	19.11	19.14	33.01
DFT-S 64QAM	19.17	19.24	18.17	18.24	33.01
DFT-S 256QAM	17.09	17.10	16.09	16.10	33.01
CP QPSK	19.91	19.96	18.91	18.96	33.01

Note: EIRP (dBm) = Cond. Power (dBm) + Antenna Gain (dBi) + Array Gain (if applicable)

NR n41 SCS 30 kHz - Ant 5_PC3, Channel Bandwidth: 60 MHz

Modulation	RB Size	RB Offset	Measurement Conducted Power (dBm)		
			CH 505200	CH 518598	CH 531996
			2526 MHz	2592.99 MHz	2659.98 MHz
DFT-S BPSK	1	1	21.01	21.19	21.04
DFT-S QPSK	1	1	21.13	21.31	21.15
	1	81	21.03	21.18	21.12
	1	160	21.02	21.09	21.00
	81	0	21.08	20.05	19.99
	81	41	21.05	21.13	21.02
	81	81	20.88	21.06	20.94
	162	0	20.93	21.10	21.01
DFT-S 16QAM	1	1	20.15	20.27	20.17
DFT-S 64QAM	1	1	19.09	19.29	19.25
DFT-S 256QAM	1	1	17.07	17.25	17.15
CP QPSK	1	1	19.94	20.05	20.02

Output Power					
Modulation	Minimum Cond. Power (dBm)	Maximum Cond. Power (dBm)	Minimum EIRP (dBm)	Maximum EIRP (dBm)	EIRP Limit (dBm)
DFT-S BPSK	21.01	21.19	20.01	20.19	33.01
DFT-S QPSK	19.99	21.31	18.99	20.31	33.01
DFT-S 16QAM	20.15	20.27	19.15	19.27	33.01
DFT-S 64QAM	19.09	19.29	18.09	18.29	33.01
DFT-S 256QAM	17.07	17.25	16.07	16.25	33.01
CP QPSK	19.94	20.05	18.94	19.05	33.01

Note: EIRP (dBm) = Cond. Power (dBm) + Antenna Gain (dBi) + Array Gain (if applicable)

NR n41 SCS 30 kHz - Ant 5_PC3, Channel Bandwidth: 80 MHz

Modulation	RB Size	RB Offset	Measurement Conducted Power (dBm)		
			CH 507204	CH 518598	CH 529998
			2536.02 MHz	2592.99 MHz	2649.99 MHz
DFT-S BPSK	1	1	21.02	21.20	21.05
DFT-S QPSK	1	1	21.15	21.28	21.15
	1	109	21.06	21.21	21.04
	1	215	21.03	21.12	21.03
	108	0	20.06	20.05	20.06
	108	55	21.04	21.19	21.08
	108	109	20.91	21.05	21.01
	216	0	20.91	21.13	21.01
DFT-S 16QAM	1	1	20.09	20.28	20.21
DFT-S 64QAM	1	1	19.13	19.29	19.17
DFT-S 256QAM	1	1	17.04	17.24	17.08
CP QPSK	1	1	19.88	20.09	19.94

Output Power					
Modulation	Minimum Cond. Power (dBm)	Maximum Cond. Power (dBm)	Minimum EIRP (dBm)	Maximum EIRP (dBm)	EIRP Limit (dBm)
DFT-S BPSK	21.02	21.20	20.02	20.20	33.01
DFT-S QPSK	20.05	21.28	19.05	20.28	33.01
DFT-S 16QAM	20.09	20.28	19.09	19.28	33.01
DFT-S 64QAM	19.13	19.29	18.13	18.29	33.01
DFT-S 256QAM	17.04	17.24	16.04	16.24	33.01
CP QPSK	19.88	20.09	18.88	19.09	33.01

Note: EIRP (dBm) = Cond. Power (dBm) + Antenna Gain (dBi) + Array Gain (if applicable)

NR n41 SCS 30 kHz - Ant 5_PC3, Channel Bandwidth: 90 MHz

Modulation	RB Size	RB Offset	Measurement Conducted Power (dBm)		
			CH 508200	CH 518598	CH 528996
			2541 MHz	2592.99 MHz	2644.98 MHz
DFT-S BPSK	1	1	21.00	21.23	21.09
DFT-S QPSK	1	1	21.12	21.24	21.16
	1	123	21.05	21.21	21.05
	1	243	21.04	21.15	21.07
	120	0	20.08	20.11	20.00
	120	63	21.07	21.16	21.02
	120	125	20.88	21.11	21.01
	243	0	20.91	21.14	20.96
DFT-S 16QAM	1	1	20.13	20.32	20.21
DFT-S 64QAM	1	1	19.18	19.34	19.23
DFT-S 256QAM	1	1	17.01	17.22	17.16
CP QPSK	1	1	19.87	20.12	19.99

Output Power					
Modulation	Minimum Cond. Power (dBm)	Maximum Cond. Power (dBm)	Minimum EIRP (dBm)	Maximum EIRP (dBm)	EIRP Limit (dBm)
DFT-S BPSK	21.00	21.23	20.00	20.23	33.01
DFT-S QPSK	20.00	21.24	19.00	20.24	33.01
DFT-S 16QAM	20.13	20.32	19.13	19.32	33.01
DFT-S 64QAM	19.18	19.34	18.18	18.34	33.01
DFT-S 256QAM	17.01	17.22	16.01	16.22	33.01
CP QPSK	19.87	20.12	18.87	19.12	33.01

Note: EIRP (dBm) = Cond. Power (dBm) + Antenna Gain (dBi) + Array Gain (if applicable)

NR n41 SCS 30 kHz - Ant 5_PC3, Channel Bandwidth: 100 MHz

Modulation	RB Size	RB Offset	Measurement Conducted Power (dBm)		
			CH 509202	CH 518598	CH 528000
			2546.01 MHz	2592.99 MHz	2640 MHz
DFT-S BPSK	1	1	21.07	21.24	21.13
DFT-S QPSK	1	1	21.16	21.43	21.22
	1	137	21.08	21.25	21.14
	1	271	21.01	21.18	21.07
	135	0	20.03	20.14	20.03
	135	69	21.05	21.32	21.11
	135	138	20.98	21.15	21.04
	270	0	21.00	21.17	21.06
DFT-S 16QAM	1	1	20.15	20.32	20.21
DFT-S 64QAM	1	1	19.19	19.36	19.25
DFT-S 256QAM	1	1	17.10	17.27	17.16
CP QPSK	1	1	19.97	20.14	20.03

Output Power					
Modulation	Minimum Cond. Power (dBm)	Maximum Cond. Power (dBm)	Minimum EIRP (dBm)	Maximum EIRP (dBm)	EIRP Limit (dBm)
DFT-S BPSK	21.07	21.24	20.07	20.24	33.01
DFT-S QPSK	20.03	21.43	19.03	20.43	33.01
DFT-S 16QAM	20.15	20.32	19.15	19.32	33.01
DFT-S 64QAM	19.19	19.36	18.19	18.36	33.01
DFT-S 256QAM	17.10	17.27	16.10	16.27	33.01
CP QPSK	19.97	20.14	18.97	19.14	33.01

Note: EIRP (dBm) = Cond. Power (dBm) + Antenna Gain (dBi) + Array Gain (if applicable)

NR n41 SCS 30 kHz - Ant 6, Channel Bandwidth: 20 MHz

Modulation	RB Size	RB Offset	Measurement Conducted Power (dBm)		
			CH 501204	CH 518598	CH 535998
			2506.02 MHz	2592.99 MHz	2679.99 MHz
DFT-S BPSK	1	1	21.38	21.37	21.60
DFT-S QPSK	1	1	21.85	21.72	21.92
	1	26	21.73	21.73	21.86
	1	49	21.69	21.67	21.76
	25	0	20.27	20.30	20.54
	25	13	21.50	21.50	21.56
	25	26	20.35	20.23	20.40
	50	0	20.34	20.31	20.56
DFT-S 16QAM	1	1	20.92	20.68	20.90
DFT-S 64QAM	1	1	19.31	19.23	19.42
DFT-S 256QAM	1	1	17.15	17.11	17.23
CP QPSK	1	1	19.84	19.80	20.06

Output Power					
Modulation	Minimum Cond. Power (dBm)	Maximum Cond. Power (dBm)	Minimum EIRP (dBm)	Maximum EIRP (dBm)	EIRP Limit (dBm)
DFT-S BPSK	21.37	21.60	21.87	22.10	33.01
DFT-S QPSK	20.23	21.92	20.73	22.42	33.01
DFT-S 16QAM	20.68	20.92	21.18	21.42	33.01
DFT-S 64QAM	19.23	19.42	19.73	19.92	33.01
DFT-S 256QAM	17.11	17.23	17.61	17.73	33.01
CP QPSK	19.80	20.06	20.30	20.56	33.01

Note: EIRP (dBm) = Cond. Power (dBm) + Antenna Gain (dBi) + Array Gain (if applicable)

NR n41 SCS 30 kHz - Ant 6, Channel Bandwidth: 30 MHz

Modulation	RB Size	RB Offset	Measurement Conducted Power (dBm)		
			CH 502200	CH 518598	CH 534996
			2511 MHz	2592.99 MHz	2674.98 MHz
DFT-S BPSK	1	1	21.43	21.37	21.66
DFT-S QPSK	1	1	21.95	21.74	21.97
	1	11	21.83	21.78	21.95
	1	22	21.72	21.69	21.83
	12	0	20.37	20.36	20.63
	12	6	21.52	21.51	21.57
	12	12	20.36	20.27	20.40
	24	0	20.35	20.35	20.53
DFT-S 16 QAM	1	1	20.96	20.82	20.96
DFT-S 64QAM	1	1	19.37	19.18	19.45
DFT-S 256QAM	1	1	17.23	17.14	17.31
CP QPSK	1	1	19.85	19.88	20.06

Output Power					
Modulation	Minimum Cond. Power (dBm)	Maximum Cond. Power (dBm)	Minimum EIRP (dBm)	Maximum EIRP (dBm)	EIRP Limit (dBm)
DFT-S BPSK	21.37	21.66	21.87	22.16	33.01
DFT-S QPSK	20.27	21.97	20.77	22.47	33.01
DFT-S 16QAM	20.82	20.96	21.32	21.46	33.01
DFT-S 64QAM	19.18	19.45	19.68	19.95	33.01
DFT-S 256QAM	17.14	17.31	17.64	17.81	33.01
CP QPSK	19.85	20.06	20.35	20.56	33.01

Note: EIRP (dBm) = Cond. Power (dBm) + Antenna Gain (dBi) + Array Gain (if applicable)

NR n41 SCS 30 kHz - Ant 6, Channel Bandwidth: 40 MHz

Modulation	RB Size	RB Offset	Measurement Conducted Power (dBm)		
			CH 503202	CH 518598	CH 534000
			2516.01 MHz	2592.99 MHz	2670 MHz
DFT-S BPSK	1	1	21.44	21.44	21.70
DFT-S QPSK	1	1	22.05	21.78	21.98
	1	53	21.92	21.80	21.98
	1	104	21.78	21.78	21.92
	50	0	20.47	20.44	20.65
	50	28	21.54	21.59	21.66
	50	56	20.36	20.31	20.47
	100	0	20.42	20.43	20.62
DFT-S 16QAM	1	1	21.00	20.87	21.02
DFT-S 64QAM	1	1	19.40	19.26	19.49
DFT-S 256QAM	1	1	17.29	17.23	17.34
CP QPSK	1	1	19.92	19.91	20.14

Output Power					
Modulation	Minimum Cond. Power (dBm)	Maximum Cond. Power (dBm)	Minimum EIRP (dBm)	Maximum EIRP (dBm)	EIRP Limit (dBm)
DFT-S BPSK	21.44	21.70	21.94	22.20	33.01
DFT-S QPSK	20.31	22.05	20.81	22.55	33.01
DFT-S 16QAM	20.87	21.02	21.37	21.52	33.01
DFT-S 64QAM	19.26	19.49	19.76	19.99	33.01
DFT-S 256QAM	17.23	17.34	17.73	17.84	33.01
CP QPSK	19.91	20.14	20.41	20.64	33.01

Note: EIRP (dBm) = Cond. Power (dBm) + Antenna Gain (dBi) + Array Gain (if applicable)

NR n41 SCS 30 kHz - Ant 6, Channel Bandwidth: 50 MHz

Modulation	RB Size	RB Offset	Measurement Conducted Power (dBm)		
			CH 504204	CH 518598	CH 532998
			2521.02 MHz	2592.99 MHz	2664.99 MHz
DFT-S BPSK	1	1	21.50	21.47	21.62
DFT-S QPSK	1	1	22.08	21.83	21.95
	1	67	21.92	21.75	22.06
	1	131	21.75	21.72	21.93
	64	0	20.50	20.41	20.61
	64	35	21.59	21.63	21.60
	64	69	20.39	20.28	20.51
	128	0	20.47	20.37	20.63
DFT-S 16QAM	1	1	21.04	20.85	20.95
DFT-S 64QAM	1	1	19.35	19.24	19.49
DFT-S 256QAM	1	1	17.27	17.29	17.38
CP QPSK	1	1	19.99	19.94	20.10

Output Power					
Modulation	Minimum Cond. Power (dBm)	Maximum Cond. Power (dBm)	Minimum EIRP (dBm)	Maximum EIRP (dBm)	EIRP Limit (dBm)
DFT-S BPSK	21.47	21.62	21.97	22.12	33.01
DFT-S QPSK	20.28	22.08	20.78	22.58	33.01
DFT-S 16QAM	20.85	21.04	21.35	21.54	33.01
DFT-S 64QAM	19.24	19.49	19.74	19.99	33.01
DFT-S 256QAM	17.27	17.38	17.77	17.88	33.01
CP QPSK	19.94	20.10	20.44	20.60	33.01

Note: EIRP (dBm) = Cond. Power (dBm) + Antenna Gain (dBi) + Array Gain (if applicable)

NR n41 SCS 30 kHz - Ant 6, Channel Bandwidth: 60 MHz

Modulation	RB Size	RB Offset	Measurement Conducted Power (dBm)		
			CH 505200	CH 518598	CH 531996
			2526 MHz	2592.99 MHz	2659.98 MHz
DFT-S BPSK	1	1	21.50	21.47	21.70
DFT-S QPSK	1	1	22.08	21.88	22.02
	1	81	21.93	21.80	22.08
	1	160	21.81	21.79	21.94
	81	0	20.50	20.48	20.69
	81	41	21.63	21.67	21.70
	81	81	20.45	20.34	20.56
	162	0	20.46	20.34	20.64
DFT-S 16QAM	1	1	20.98	20.82	21.18
DFT-S 64QAM	1	1	19.38	19.31	19.50
DFT-S 256QAM	1	1	17.26	17.27	17.49
CP QPSK	1	1	19.96	20.06	20.15

Output Power					
Modulation	Minimum Cond. Power (dBm)	Maximum Cond. Power (dBm)	Minimum EIRP (dBm)	Maximum EIRP (dBm)	EIRP Limit (dBm)
DFT-S BPSK	21.47	21.70	21.97	22.20	33.01
DFT-S QPSK	20.34	22.08	20.84	22.58	33.01
DFT-S 16QAM	20.82	21.18	21.32	21.68	33.01
DFT-S 64QAM	19.31	19.50	19.81	20.00	33.01
DFT-S 256QAM	17.26	17.49	17.76	17.99	33.01
CP QPSK	19.96	20.15	20.46	20.65	33.01

Note: EIRP (dBm) = Cond. Power (dBm) + Antenna Gain (dBi) + Array Gain (if applicable)

NR n41 SCS 30 kHz - Ant 6, Channel Bandwidth: 80 MHz

Modulation	RB Size	RB Offset	Measurement Conducted Power (dBm)		
			CH 507204	CH 518598	CH 529998
			2536.02 MHz	2592.99 MHz	2649.99 MHz
DFT-S BPSK	1	1	21.52	21.45	21.71
DFT-S QPSK	1	1	22.05	21.92	22.17
	1	109	21.96	21.89	22.04
	1	215	21.84	21.87	22.00
	108	0	20.58	20.56	20.64
	108	55	21.64	21.70	21.85
	108	109	20.49	20.43	20.58
	216	0	20.58	20.48	20.70
DFT-S 16QAM	1	1	21.08	20.94	21.14
DFT-S 64QAM	1	1	19.43	19.42	19.59
DFT-S 256QAM	1	1	17.35	17.37	17.49
CP QPSK	1	1	20.03	20.00	20.16

Output Power					
Modulation	Minimum Cond. Power (dBm)	Maximum Cond. Power (dBm)	Minimum EIRP (dBm)	Maximum EIRP (dBm)	EIRP Limit (dBm)
DFT-S BPSK	21.45	21.71	21.95	22.21	33.01
DFT-S QPSK	20.43	22.17	20.93	22.67	33.01
DFT-S 16QAM	20.94	21.14	21.44	21.64	33.01
DFT-S 64QAM	19.42	19.59	19.92	20.09	33.01
DFT-S 256QAM	17.35	17.49	17.85	17.99	33.01
CP QPSK	20.00	20.16	20.50	20.66	33.01

Note: EIRP (dBm) = Cond. Power (dBm) + Antenna Gain (dBi) + Array Gain (if applicable)

NR n41 SCS 30 kHz - Ant 6, Channel Bandwidth: 90 MHz

Modulation	RB Size	RB Offset	Measurement Conducted Power (dBm)		
			CH 508200	CH 518598	CH 528996
			2541 MHz	2592.99 MHz	2644.98 MHz
DFT-S BPSK	1	1	21.62	21.48	21.78
DFT-S QPSK	1	1	22.12	21.96	21.19
	1	123	21.98	21.93	22.12
	1	243	21.93	21.96	22.09
	120	0	20.60	20.57	20.74
	120	63	21.72	21.73	21.88
	120	125	20.51	20.50	20.65
	243	0	20.17	20.14	20.35
DFT-S 16QAM	1	1	20.21	20.17	20.28
DFT-S 64QAM	1	1	18.97	18.87	19.07
DFT-S 256QAM	1	1	17.15	17.12	17.11
CP QPSK	1	1	20.20	20.09	20.30

Output Power					
Modulation	Minimum Cond. Power (dBm)	Maximum Cond. Power (dBm)	Minimum EIRP (dBm)	Maximum EIRP (dBm)	EIRP Limit (dBm)
DFT-S BPSK	21.48	21.78	21.98	22.28	33.01
DFT-S QPSK	20.14	22.12	20.64	22.62	33.01
DFT-S 16QAM	20.17	20.28	20.67	20.78	33.01
DFT-S 64QAM	18.87	19.07	19.37	19.57	33.01
DFT-S 256QAM	17.11	17.15	17.61	17.65	33.01
CP QPSK	20.09	20.30	20.59	20.80	33.01

Note: EIRP (dBm) = Cond. Power (dBm) + Antenna Gain (dBi) + Array Gain (if applicable)

NR n41 SCS 30 kHz - Ant 6, Channel Bandwidth: 100 MHz

Modulation	RB Size	RB Offset	Measurement Conducted Power (dBm)		
			CH 509202	CH 518598	CH 528000
			2546.01 MHz	2592.99 MHz	2640 MHz
DFT-S BPSK	1	1	21.63	21.56	21.78
DFT-S QPSK	1	1	22.15	22.03	22.21
	1	137	22.07	22.01	22.18
	1	271	22.02	22.00	22.12
	135	0	20.68	20.58	20.76
	135	69	21.81	21.74	21.98
	135	138	20.54	20.50	20.68
	270	0	20.24	20.17	20.73
DFT-S 16QAM	1	1	20.21	20.17	20.37
DFT-S 64QAM	1	1	18.99	18.92	19.16
DFT-S 256QAM	1	1	17.15	17.14	17.17
CP QPSK	1	1	20.21	20.19	20.35

Output Power					
Modulation	Minimum Cond. Power (dBm)	Maximum Cond. Power (dBm)	Minimum EIRP (dBm)	Maximum EIRP (dBm)	EIRP Limit (dBm)
DFT-S BPSK	21.56	21.78	22.06	22.28	33.01
DFT-S QPSK	20.17	22.21	20.67	22.71	33.01
DFT-S 16QAM	20.17	20.37	20.67	20.87	33.01
DFT-S 64QAM	18.92	19.16	19.42	19.66	33.01
DFT-S 256QAM	17.14	17.17	17.64	17.67	33.01
CP QPSK	20.19	20.35	20.69	20.85	33.01

Note: EIRP (dBm) = Cond. Power (dBm) + Antenna Gain (dBi) + Array Gain (if applicable)

NR n41 SCS 30 kHz - MIMO, Channel Bandwidth: 20 MHz

Modulation	RB Size	RB Offset	Measurement Conducted Power (dBm)								
			CH 501204			CH 518598			CH 535998		
			2506.02 MHz			2592.99 MHz			2679.98 MHz		
			TX 1	TX 2	Total	TX 1	TX 2	Total	TX 1	TX 2	Total
QPSK	1	1	20.30	20.68	23.50	20.38	20.79	23.60	20.27	20.64	23.47
	1	11	20.07	20.68	23.40	20.16	20.71	23.45	20.29	20.54	23.43
	1	22	19.85	20.28	23.08	19.88	20.37	23.14	20.31	20.51	23.42
	12	0	19.04	19.58	22.33	19.07	19.62	22.36	19.09	19.58	22.35
	12	6	20.06	20.44	23.26	20.15	20.61	23.40	20.17	20.44	23.32
	12	12	18.98	19.39	22.20	19.02	19.47	22.26	19.03	19.36	22.21
	24	0	19.01	19.47	22.26	19.03	19.50	22.28	19.17	19.44	22.32
16QAM	1	1	19.13	19.48	22.32	19.19	19.60	22.41	19.10	19.44	22.28
64QAM	1	1	17.83	18.31	21.09	17.96	18.42	21.21	17.90	18.30	21.11
256QAM	1	1	16.06	16.26	19.17	16.08	16.41	19.26	15.98	16.23	19.12

Output Power					
Modulation	Minimum Cond. Power (dBm)	Maximum Cond. Power (dBm)	Minimum EIRP (dBm)	Maximum EIRP (dBm)	EIRP Limit (dBm)
QPSK	22.20	23.60	24.99	26.39	33.01
16QAM	22.28	22.41	25.07	25.20	33.01
64QAM	21.09	21.21	23.88	24.00	33.01
256QAM	19.12	19.26	21.91	22.05	33.01

Note: EIRP (dBm) = Cond. Power (dBm) + Antenna Gain (dBi) + Array Gain (if applicable)

NR n41 SCS 30 kHz - MIMO, Channel Bandwidth: 30 MHz

Modulation	RB Size	RB Offset	Measurement Conducted Power (dBm)								
			CH 502200			CH 518598			CH 534996		
			2511 MHz			2592.99 MHz			2674.98 MHz		
			TX 1	TX 2	Total	TX 1	TX 2	Total	TX 1	TX 2	Total
QPSK	1	1	20.32	20.67	23.51	20.39	20.84	23.63	20.34	20.57	23.47
	1	11	20.02	20.62	23.34	20.13	20.77	23.47	20.23	20.56	23.41
	1	22	19.80	20.24	23.04	19.88	20.32	23.12	20.31	20.49	23.41
	12	0	19.02	19.53	22.29	19.13	19.65	22.41	19.17	19.54	22.37
	12	6	20.08	20.46	23.28	20.22	20.56	23.40	20.22	20.46	23.35
	12	12	18.91	19.43	22.19	19.04	19.50	22.29	19.06	19.35	22.22
	24	0	18.96	19.42	22.21	18.98	19.57	22.30	19.15	19.34	22.26
16QAM	1	1	19.13	19.53	22.34	19.19	19.51	22.36	19.11	19.41	22.27
64QAM	1	1	17.80	18.33	21.08	17.93	18.40	21.18	17.93	18.30	21.13
256QAM	1	1	16.02	16.30	19.17	16.14	16.33	19.25	16.02	16.18	19.11

Output Power					
Modulation	Minimum Cond. Power (dBm)	Maximum Cond. Power (dBm)	Minimum EIRP (dBm)	Maximum EIRP (dBm)	EIRP Limit (dBm)
QPSK	22.19	23.63	24.98	26.42	33.01
16QAM	22.27	22.36	25.06	25.15	33.01
64QAM	21.08	21.18	23.87	23.97	33.01
256QAM	19.11	19.25	21.90	22.04	33.01

Note: EIRP (dBm) = Cond. Power (dBm) + Antenna Gain (dBi) + Array Gain (if applicable)

NR n41 SCS 30 kHz - MIMO, Channel Bandwidth: 40 MHz

Modulation	RB Size	RB Offset	Measurement Conducted Power (dBm)								
			CH 503202			CH 518598			CH 534000		
			2516.01 MHz			2592.99 MHz			2670 MHz		
			TX 1	TX 2	Total	TX 1	TX 2	Total	TX 1	TX 2	Total
QPSK	1	1	20.29	20.72	23.52	20.45	20.81	23.64	20.26	20.58	23.43
	1	11	20.00	20.63	23.34	20.14	20.73	23.46	20.24	20.59	23.43
	1	22	19.80	20.22	23.03	19.90	20.38	23.16	20.31	20.51	23.42
	12	0	19.04	19.50	22.29	19.07	19.69	22.40	19.16	19.55	22.37
	12	6	20.09	20.44	23.28	20.16	20.56	23.37	20.19	20.48	23.35
	12	12	18.88	19.43	22.17	19.04	19.55	22.31	18.99	19.42	22.22
	24	0	18.94	19.41	22.19	19.01	19.57	22.31	19.12	19.44	22.29
16QAM	1	1	19.08	19.52	22.32	19.15	19.55	22.36	19.11	19.37	22.25
64QAM	1	1	17.86	18.38	21.14	18.01	18.37	21.20	17.96	18.29	21.14
256QAM	1	1	15.99	16.33	19.17	16.06	16.32	19.20	16.00	16.19	19.11

Output Power					
Modulation	Minimum Cond. Power (dBm)	Maximum Cond. Power (dBm)	Minimum EIRP (dBm)	Maximum EIRP (dBm)	EIRP Limit (dBm)
QPSK	22.17	23.64	24.96	26.43	33.01
16QAM	22.25	22.36	25.04	25.15	33.01
64QAM	21.14	21.20	23.93	23.99	33.01
256QAM	19.11	19.20	21.90	21.99	33.01

Note: EIRP (dBm) = Cond. Power (dBm) + Antenna Gain (dBi) + Array Gain (if applicable)

NR n41 SCS 30 kHz - MIMO, Channel Bandwidth: 50 MHz

Modulation	RB Size	RB Offset	Measurement Conducted Power (dBm)								
			CH 504204			CH 518598			CH 532998		
			2521.02 MHz			2592.99 MHz			2664.99 MHz		
			TX 1	TX 2	Total	TX 1	TX 2	Total	TX 1	TX 2	Total
QPSK	1	1	20.34	20.68	23.52	20.42	20.75	23.60	20.35	20.67	23.52
	1	11	20.02	20.65	23.36	20.12	20.73	23.45	20.26	20.55	23.42
	1	22	19.80	20.26	23.05	19.85	20.40	23.14	20.32	20.52	23.43
	12	0	19.06	19.56	22.33	19.08	19.62	22.37	19.09	19.60	22.36
	12	6	20.13	20.41	23.28	20.14	20.61	23.39	20.16	20.42	23.30
	12	12	18.89	19.43	22.18	18.98	19.53	22.27	19.01	19.39	22.21
	24	0	18.97	19.50	22.25	18.99	19.52	22.27	19.11	19.43	22.28
16QAM	1	1	19.13	19.50	22.33	19.14	19.61	22.39	19.06	19.41	22.25
64QAM	1	1	17.85	18.35	21.12	17.98	18.45	21.23	17.91	18.32	21.13
256QAM	1	1	16.00	16.26	19.14	16.06	16.39	19.24	16.02	16.18	19.11

Output Power					
Modulation	Minimum Cond. Power (dBm)	Maximum Cond. Power (dBm)	Minimum EIRP (dBm)	Maximum EIRP (dBm)	EIRP Limit (dBm)
QPSK	22.18	23.60	24.97	26.39	33.01
16QAM	22.25	22.39	25.04	25.18	33.01
64QAM	21.12	21.23	23.91	24.02	33.01
256QAM	19.11	19.24	21.90	22.03	33.01

Note: EIRP (dBm) = Cond. Power (dBm) + Antenna Gain (dBi) + Array Gain (if applicable)

NR n41 SCS 30 kHz - MIMO, Channel Bandwidth: 60 MHz

Modulation	RB Size	RB Offset	Measurement Conducted Power (dBm)								
			CH 505200			CH 518598			CH 531996		
			2526 MHz			2592.99 MHz			2659.98 MHz		
			TX 1	TX 2	Total	TX 1	TX 2	Total	TX 1	TX 2	Total
QPSK	1	1	20.28	20.69	23.50	20.41	20.77	23.60	20.30	20.66	23.49
	1	11	20.00	20.65	23.35	20.17	20.72	23.46	20.26	20.63	23.46
	1	22	19.86	20.28	23.09	19.82	20.36	23.11	20.29	20.49	23.40
	12	0	18.98	19.57	22.30	19.15	19.60	22.39	19.10	19.62	22.38
	12	6	20.12	20.51	23.33	20.17	20.58	23.39	20.22	20.42	23.33
	12	12	18.88	19.42	22.17	19.00	19.47	22.25	19.06	19.42	22.25
	24	0	18.96	19.46	22.23	18.97	19.54	22.27	19.13	19.43	22.29
16QAM	1	1	19.13	19.53	22.34	19.18	19.54	22.37	19.04	19.41	22.24
64QAM	1	1	17.85	18.30	21.09	18.01	18.42	21.23	17.96	18.34	21.16
256QAM	1	1	16.04	16.29	19.18	16.11	16.36	19.25	15.99	16.27	19.14

Output Power					
Modulation	Minimum Cond. Power (dBm)	Maximum Cond. Power (dBm)	Minimum EIRP (dBm)	Maximum EIRP (dBm)	EIRP Limit (dBm)
QPSK	22.17	23.60	24.96	26.39	33.01
16QAM	22.24	22.37	25.03	25.16	33.01
64QAM	21.09	21.23	23.88	24.02	33.01
256QAM	19.14	19.25	21.93	22.04	33.01

Note: EIRP (dBm) = Cond. Power (dBm) + Antenna Gain (dBi) + Array Gain (if applicable)

NR n41 SCS 30 kHz - MIMO, Channel Bandwidth: 80 MHz

Modulation	RB Size	RB Offset	Measurement Conducted Power (dBm)								
			CH 507204			CH 518598			CH 529998		
			2536.02 MHz			2592.99 MHz			2649.99 MHz		
			TX 1	TX 2	Total	TX 1	TX 2	Total	TX 1	TX 2	Total
QPSK	1	1	20.28	20.74	23.53	20.45	20.83	23.65	20.26	20.60	23.44
	1	11	19.98	20.61	23.32	20.16	20.67	23.43	20.26	20.58	23.43
	1	22	19.82	20.31	23.08	19.82	20.32	23.09	20.36	20.49	23.44
	12	0	19.04	19.57	22.32	19.13	19.68	22.42	19.16	19.56	22.37
	12	6	20.07	20.45	23.27	20.14	20.59	23.38	20.16	20.47	23.33
	12	12	18.89	19.41	22.17	19.00	19.50	22.27	19.06	19.35	22.22
	24	0	18.98	19.43	22.22	19.07	19.56	22.33	19.13	19.40	22.28
16QAM	1	1	19.08	19.45	22.28	19.21	19.53	22.38	19.02	19.43	22.24
64QAM	1	1	17.86	18.33	21.11	17.94	18.39	21.18	17.96	18.35	21.17
256QAM	1	1	16.01	16.33	19.18	16.11	16.34	19.24	15.98	16.19	19.10

Output Power					
Modulation	Minimum Cond. Power (dBm)	Maximum Cond. Power (dBm)	Minimum EIRP (dBm)	Maximum EIRP (dBm)	EIRP Limit (dBm)
QPSK	22.17	23.65	24.96	26.44	33.01
16QAM	22.24	22.38	25.03	25.17	33.01
64QAM	21.11	21.18	23.90	23.97	33.01
256QAM	19.10	19.24	21.89	22.03	33.01

Note: EIRP (dBm) = Cond. Power (dBm) + Antenna Gain (dBi) + Array Gain (if applicable)

NR n41 SCS 30 kHz - MIMO, Channel Bandwidth: 90 MHz

Modulation	RB Size	RB Offset	Measurement Conducted Power (dBm)								
			CH 508200			CH 518598			CH 528996		
			2541 MHz			2592.99 MHz			2644.98 MHz		
			TX 1	TX 2	Total	TX 1	TX 2	Total	TX 1	TX 2	Total
QPSK	1	1	20.35	20.68	23.53	20.39	20.75	23.58	20.34	20.62	23.49
	1	11	20.08	20.61	23.36	20.09	20.68	23.41	20.31	20.55	23.44
	1	22	19.87	20.30	23.10	19.89	20.31	23.12	20.28	20.51	23.41
	12	0	19.06	19.52	22.31	19.12	19.70	22.43	19.18	19.56	22.38
	12	6	20.09	20.42	23.27	20.22	20.60	23.42	20.23	20.44	23.35
	12	12	18.97	19.39	22.20	18.96	19.54	22.27	18.97	19.37	22.18
	24	0	18.94	19.45	22.21	18.98	19.48	22.25	19.16	19.36	22.27
16QAM	1	1	19.07	19.46	22.28	19.15	19.56	22.37	19.12	19.37	22.26
64QAM	1	1	17.83	18.29	21.08	17.93	18.44	21.20	17.98	18.37	21.19
256QAM	1	1	16.04	16.31	19.19	16.13	16.32	19.24	15.93	16.26	19.11

Output Power					
Modulation	Minimum Cond. Power (dBm)	Maximum Cond. Power (dBm)	Minimum EIRP (dBm)	Maximum EIRP (dBm)	EIRP Limit (dBm)
QPSK	22.18	23.58	24.97	26.37	33.01
16QAM	22.26	22.37	25.05	25.16	33.01
64QAM	21.08	21.20	23.87	23.99	33.01
256QAM	19.11	19.24	21.90	22.03	33.01

Note: EIRP (dBm) = Cond. Power (dBm) + Antenna Gain (dBi) + Array Gain (if applicable)

NR n41 SCS 30 kHz - MIMO, Channel Bandwidth: 100 MHz

Modulation	RB Size	RB Offset	Measurement Conducted Power (dBm)								
			CH 509202			CH 518598			CH 528000		
			2546.01 MHz			2592.99 MHz			2640 MHz		
			TX 1	TX 2	Total	TX 1	TX 2	Total	TX 1	TX 2	Total
QPSK	1	1	20.38	20.77	23.59	20.45	20.84	23.66	20.35	20.67	23.52
	1	11	20.08	20.68	23.40	20.18	20.77	23.50	20.32	20.63	23.49
	1	22	19.87	20.31	23.11	19.92	20.41	23.18	20.37	20.59	23.49
	12	0	19.06	19.60	22.35	19.15	19.70	22.44	19.18	19.62	22.42
	12	6	20.15	20.51	23.34	20.24	20.62	23.44	20.24	20.51	23.39
	12	12	18.98	19.47	22.24	19.06	19.55	22.32	19.06	19.42	22.25
	24	0	19.04	19.50	22.29	19.07	19.58	22.34	19.17	19.44	22.32
16QAM	1	1	19.15	19.54	22.36	19.23	19.61	22.43	19.12	19.46	22.30
64QAM	1	1	17.89	18.38	21.15	18.01	18.46	21.25	17.98	18.38	21.19
256QAM	1	1	16.08	16.34	19.22	16.15	16.42	19.30	16.02	16.27	19.16

Output Power					
Modulation	Minimum Cond. Power (dBm)	Maximum Cond. Power (dBm)	Minimum EIRP (dBm)	Maximum EIRP (dBm)	EIRP Limit (dBm)
QPSK	22.24	23.66	25.03	26.45	33.01
16QAM	22.30	22.43	25.09	25.22	33.01
64QAM	21.15	21.25	23.94	24.04	33.01
256QAM	19.16	19.30	21.95	22.09	33.01

Note: EIRP (dBm) = Cond. Power (dBm) + Antenna Gain (dBi) + Array Gain (if applicable)

7.1.11 NR n66 SCS 15 kHz

NR n66 SCS 15 kHz - Ant 0, Channel Bandwidth: 5 MHz

Modulation	RB Size	RB Offset	Measurement Conducted Power (dBm)		
			CH 342500	CH 349000	CH 355500
			1712.5 MHz	1745 MHz	1777.5 MHz
DFT-S BPSK	1	1	22.05	22.22	22.28
DFT-S QPSK	1	1	22.27	22.40	22.40
	1	13	22.05	22.26	22.14
	1	23	22.06	22.11	21.98
	12	0	21.29	21.22	21.13
	12	7	22.06	22.24	22.26
	12	13	21.18	21.07	21.09
	25	0	20.97	21.00	20.94
DFT-S 16 QAM	1	1	21.30	21.30	21.31
DFT-S 64 QAM	1	1	19.78	19.75	19.96
DFT-S 256 QAM	1	1	17.88	17.98	18.07
CP QPSK	1	1	20.69	20.80	20.84

Output Power					
Modulation	Minimum Cond. Power (dBm)	Maximum Cond. Power (dBm)	Minimum EIRP (dBm)	Maximum EIRP (dBm)	EIRP Limit (dBm)
DFT-S BPSK	22.05	22.28	21.05	21.28	30
DFT-S QPSK	20.94	22.40	19.94	21.40	30
DFT-S 16QAM	21.30	21.31	20.30	20.31	30
DFT-S 64QAM	19.75	19.96	18.75	18.96	30
DFT-S 256QAM	17.88	18.07	16.88	17.07	30
CP QPSK	20.69	20.84	19.69	19.84	30

Note: EIRP (dBm) = Cond. Power (dBm) + Antenna Gain (dBi) + Array Gain (if applicable)

NR n66 SCS 15 kHz - Ant 0, Channel Bandwidth: 10 MHz

Modulation	RB Size	RB Offset	Measurement Conducted Power (dBm)		
			CH 343000	CH 349000	CH 355000
			1715 MHz	1745 MHz	1775 MHz
DFT-S BPSK	1	1	22.13	22.15	22.35
DFT-S QPSK	1	1	22.24	22.29	22.42
	1	26	22.08	22.27	22.25
	1	50	22.07	21.99	22.09
	25	0	21.23	21.19	21.27
	25	14	22.11	22.11	22.31
	25	27	21.15	21.14	21.14
	50	0	20.83	20.99	21.01
DFT-S 16 QAM	1	1	21.24	21.40	21.45
DFT-S 64 QAM	1	1	19.80	19.70	19.98
DFT-S 256 QAM	1	1	17.88	18.00	18.03
CP QPSK	1	1	20.66	20.79	20.88

Output Power					
Modulation	Minimum Cond. Power (dBm)	Maximum Cond. Power (dBm)	Minimum EIRP (dBm)	Maximum EIRP (dBm)	EIRP Limit (dBm)
DFT-S BPSK	22.13	22.35	21.13	21.35	30
DFT-S QPSK	20.83	22.42	19.83	21.42	30
DFT-S 16QAM	21.24	21.45	20.24	20.45	30
DFT-S 64QAM	19.70	19.98	18.70	18.98	30
DFT-S 256QAM	17.88	18.03	16.88	17.03	30
CP QPSK	20.66	20.88	19.66	19.88	30

Note: EIRP (dBm) = Cond. Power (dBm) + Antenna Gain (dBi) + Array Gain (if applicable)

NR n66 SCS 15 kHz - Ant 0, Channel Bandwidth: 15 MHz

Modulation	RB Size	RB Offset	Measurement Conducted Power (dBm)		
			CH 343500	CH 349000	CH 354500
			1717.5 MHz	1745 MHz	1772.5 MHz
DFT-S BPSK	1	1	22.19	22.30	22.38
DFT-S QPSK	1	1	22.32	22.42	22.45
	1	40	22.19	22.31	22.36
	1	77	22.07	22.14	22.21
	36	0	21.33	21.32	21.40
	36	22	22.17	22.25	22.36
	36	43	21.22	21.19	21.28
	75	0	20.97	21.06	21.04
DFT-S 16 QAM	1	1	21.38	21.40	21.46
DFT-S 64QAM	1	1	19.86	19.85	20.03
DFT-S 256QAM	1	1	18.00	18.02	18.12
CP QPSK	1	1	20.73	20.84	20.88

Output Power					
Modulation	Minimum Cond. Power (dBm)	Maximum Cond. Power (dBm)	Minimum EIRP (dBm)	Maximum EIRP (dBm)	EIRP Limit (dBm)
DFT-S BPSK	22.19	22.38	21.19	21.38	30
DFT-S QPSK	20.97	22.45	19.97	21.45	30
DFT-S 16QAM	21.38	21.46	20.38	20.46	30
DFT-S 64QAM	19.85	20.03	18.85	19.03	30
DFT-S 256QAM	18.00	18.12	17.00	17.12	30
CP QPSK	20.73	20.88	19.73	19.88	30

Note: EIRP (dBm) = Cond. Power (dBm) + Antenna Gain (dBi) + Array Gain (if applicable)

NR n66 SCS 15 kHz - Ant 0, Channel Bandwidth: 20 MHz

Modulation	RB Size	RB Offset	Measurement Conducted Power (dBm)		
			CH 344000	CH 349000	CH 354000
			1720 MHz	1745 MHz	1770 MHz
DFT-S BPSK	1	1	22.25	22.36	22.41
DFT-S QPSK	1	1	22.32	22.45	22.47
	1	53	22.29	22.36	22.37
	1	104	22.13	22.21	22.31
	50	0	21.37	21.40	21.48
	50	28	22.27	22.34	22.43
	50	56	21.26	21.27	21.35
	100	0	21.05	21.06	21.07
DFT-S 16QAM	1	1	21.43	21.46	21.52
DFT-S 64QAM	1	1	19.92	19.95	20.03
DFT-S 256QAM	1	1	18.07	18.11	18.15
CP QPSK	1	1	20.81	20.84	20.92

Output Power					
Modulation	Minimum Cond. Power (dBm)	Maximum Cond. Power (dBm)	Minimum EIRP (dBm)	Maximum EIRP (dBm)	EIRP Limit (dBm)
DFT-S BPSK	22.25	22.41	21.25	21.41	30
DFT-S QPSK	21.05	22.47	20.05	21.47	30
DFT-S 16QAM	21.43	21.52	20.43	20.52	30
DFT-S 64QAM	19.92	20.03	18.92	19.03	30
DFT-S 256QAM	18.07	18.15	17.07	17.15	30
CP QPSK	20.81	20.92	19.81	19.92	30

Note: EIRP (dBm) = Cond. Power (dBm) + Antenna Gain (dBi) + Array Gain (if applicable)

NR n66 SCS 15 kHz - Ant 7, Channel Bandwidth: 5 MHz

Modulation	RB Size	RB Offset	Measurement Conducted Power (dBm)		
			CH 342500	CH 349000	CH 355500
			1712.5 MHz	1745 MHz	1777.5 MHz
DFT-S BPSK	1	1	21.10	21.18	21.30
DFT-S QPSK	1	1	21.18	21.21	21.27
	1	13	21.12	21.11	21.17
	1	23	21.20	21.22	21.25
	12	0	20.35	20.19	20.44
	12	7	21.16	21.24	21.16
	12	13	20.39	20.51	20.38
	25	0	20.24	20.30	20.39
DFT-S 16 QAM	1	1	20.59	20.58	20.71
DFT-S 64 QAM	1	1	19.04	18.96	19.03
DFT-S 256 QAM	1	1	16.87	16.98	17.03
CP QPSK	1	1	19.95	19.98	20.09

Output Power					
Modulation	Minimum Cond. Power (dBm)	Maximum Cond. Power (dBm)	Minimum EIRP (dBm)	Maximum EIRP (dBm)	EIRP Limit (dBm)
DFT-S BPSK	21.10	21.30	19.10	19.30	30
DFT-S QPSK	20.19	21.27	18.19	19.27	30
DFT-S 16QAM	20.58	20.71	18.58	18.71	30
DFT-S 64QAM	18.96	19.04	16.96	17.04	30
DFT-S 256QAM	16.87	17.03	14.87	15.03	30
CP QPSK	19.95	20.09	17.95	18.09	30

Note: EIRP (dBm) = Cond. Power (dBm) + Antenna Gain (dBi) + Array Gain (if applicable)

NR n66 SCS 15 kHz - Ant 7, Channel Bandwidth: 10 MHz

Modulation	RB Size	RB Offset	Measurement Conducted Power (dBm)		
			CH 343000	CH 349000	CH 355000
			1715 MHz	1745 MHz	1775 MHz
DFT-S BPSK	1	1	21.20	21.13	21.37
DFT-S QPSK	1	1	21.10	21.19	21.34
	1	26	21.19	21.10	21.29
	1	50	21.28	21.27	21.28
	25	0	20.26	20.23	20.48
	25	14	21.29	21.28	21.29
	25	27	20.33	20.46	20.46
	50	0	20.21	20.42	20.43
DFT-S 16 QAM	1	1	20.62	20.67	20.59
DFT-S 64 QAM	1	1	19.07	19.07	19.00
DFT-S 256 QAM	1	1	16.86	16.94	16.99
CP QPSK	1	1	19.98	19.95	20.08

Output Power					
Modulation	Minimum Cond. Power (dBm)	Maximum Cond. Power (dBm)	Minimum EIRP (dBm)	Maximum EIRP (dBm)	EIRP Limit (dBm)
DFT-S BPSK	21.13	21.37	19.13	19.37	30
DFT-S QPSK	20.21	21.34	18.21	19.34	30
DFT-S 16QAM	20.59	20.67	18.59	18.67	30
DFT-S 64QAM	19.00	19.07	17.00	17.07	30
DFT-S 256QAM	16.86	16.99	14.86	14.99	30
CP QPSK	19.95	20.08	17.95	18.08	30

Note: EIRP (dBm) = Cond. Power (dBm) + Antenna Gain (dBi) + Array Gain (if applicable)

NR n66 SCS 15 kHz - Ant 7, Channel Bandwidth: 15 MHz

Modulation	RB Size	RB Offset	Measurement Conducted Power (dBm)		
			CH 343500	CH 349000	CH 354500
			1717.5 MHz	1745 MHz	1772.5 MHz
DFT-S BPSK	1	1	21.21	21.23	21.40
DFT-S QPSK	1	1	21.25	21.26	21.41
	1	40	21.23	21.25	21.35
	1	77	21.28	21.29	21.41
	36	0	20.35	20.34	20.49
	36	22	21.31	21.28	21.37
	36	43	20.44	20.51	20.54
	75	0	20.30	20.44	20.49
DFT-S 16 QAM	1	1	20.65	20.68	20.73
DFT-S 64QAM	1	1	19.07	19.07	19.15
DFT-S 256QAM	1	1	16.96	17.05	17.12
CP QPSK	1	1	19.98	20.02	20.16

Output Power					
Modulation	Minimum Cond. Power (dBm)	Maximum Cond. Power (dBm)	Minimum EIRP (dBm)	Maximum EIRP (dBm)	EIRP Limit (dBm)
DFT-S BPSK	21.21	21.40	19.21	19.40	30
DFT-S QPSK	20.30	21.41	18.30	19.41	30
DFT-S 16QAM	20.65	20.73	18.65	18.73	30
DFT-S 64QAM	19.07	19.15	17.07	17.15	30
DFT-S 256QAM	16.96	17.12	14.96	15.12	30
CP QPSK	19.98	20.16	17.98	18.16	30

Note: EIRP (dBm) = Cond. Power (dBm) + Antenna Gain (dBi) + Array Gain (if applicable)

NR n66 SCS 15 kHz - Ant 7, Channel Bandwidth: 20 MHz

Modulation	RB Size	RB Offset	Measurement Conducted Power (dBm)		
			CH 344000	CH 349000	CH 354000
			1720 MHz	1745 MHz	1770 MHz
DFT-S BPSK	1	1	21.23	21.31	21.45
DFT-S QPSK	1	1	21.26	21.35	21.46
	1	53	21.23	21.31	21.37
	1	104	21.31	21.36	21.43
	50	0	20.37	20.43	20.53
	50	28	21.32	21.38	21.41
	50	56	20.45	20.57	20.58
	100	0	20.36	20.51	20.55
DFT-S 16QAM	1	1	20.71	20.76	20.82
DFT-S 64QAM	1	1	19.08	19.17	19.18
DFT-S 256QAM	1	1	17.04	17.15	17.18
CP QPSK	1	1	20.08	20.11	20.17

Output Power					
Modulation	Minimum Cond. Power (dBm)	Maximum Cond. Power (dBm)	Minimum EIRP (dBm)	Maximum EIRP (dBm)	EIRP Limit (dBm)
DFT-S BPSK	21.23	21.45	19.23	19.45	30
DFT-S QPSK	20.36	21.46	18.36	19.46	30
DFT-S 16QAM	20.71	20.82	18.71	18.82	30
DFT-S 64QAM	19.08	19.18	17.08	17.18	30
DFT-S 256QAM	17.04	17.18	15.04	15.18	30
CP QPSK	20.08	20.17	18.08	18.17	30

Note: EIRP (dBm) = Cond. Power (dBm) + Antenna Gain (dBi) + Array Gain (if applicable)

7.1.12 NR n71 SCS 15 kHz

NR n71 SCS 15 kHz - Ant 0, Channel Bandwidth: 5 MHz

Modulation	RB Size	RB Offset	Measurement Conducted Power (dBm)		
			CH 133100	CH 136100	CH 139100
			665.5 MHz	680.5 MHz	695.5 MHz
DFT-S BPSK	1	1	21.68	21.83	21.59
DFT-S QPSK	1	1	21.77	21.86	21.80
	1	13	21.51	21.85	21.60
	1	23	21.56	21.62	21.61
	12	0	20.73	20.83	20.65
	12	7	21.59	21.60	21.51
	12	13	20.68	20.79	20.71
	25	0	20.63	20.82	20.81
DFT-S 16QAM	1	1	20.77	20.83	20.76
DFT-S 64QAM	1	1	19.08	19.13	19.18
DFT-S 256QAM	1	1	17.09	17.36	17.27
CP QPSK	1	1	20.21	20.16	20.15

Output Power					
Modulation	Minimum Cond. Power (dBm)	Maximum Cond. Power (dBm)	Minimum ERP (dBm)	Maximum ERP (dBm)	ERP Limit (dBm)
DFT-S BPSK	21.59	21.83	17.94	18.18	34.77
DFT-S QPSK	20.63	21.86	16.98	18.21	34.77
DFT-S 16QAM	20.76	20.83	17.11	17.18	34.77
DFT-S 64QAM	19.08	19.18	15.43	15.53	34.77
DFT-S 256QAM	17.09	17.36	13.44	13.71	34.77
CP QPSK	20.15	20.21	16.50	16.56	34.77

Note: EIRP (dBm) = Cond. Power (dBm) + Antenna Gain (dBi) + Array Gain (if applicable)
ERP (dBm) = EIRP (dBm) - 2.15

NR n71 SCS 15 kHz - Ant 0, Channel Bandwidth: 10 MHz

Modulation	RB Size	RB Offset	Measurement Conducted Power (dBm)		
			CH 133600	CH 136100	CH 138600
			668 MHz	680.5 MHz	693 MHz
DFT-S BPSK	1	1	21.68	21.85	21.72
DFT-S QPSK	1	1	21.77	21.83	21.89
	1	26	21.59	21.81	21.74
	1	50	21.58	21.65	21.73
	25	0	20.73	20.83	20.74
	25	14	21.69	21.66	21.66
	25	27	20.67	20.82	20.72
	50	0	20.62	20.88	20.85
DFT-S 16QAM	1	1	20.84	20.82	20.81
DFT-S 64QAM	1	1	19.19	19.19	19.10
DFT-S 256QAM	1	1	17.09	17.34	17.24
CP QPSK	1	1	20.22	20.22	20.13

Output Power					
Modulation	Minimum Cond. Power (dBm)	Maximum Cond. Power (dBm)	Minimum ERP (dBm)	Maximum ERP (dBm)	ERP Limit (dBm)
DFT-S BPSK	21.68	21.85	18.03	18.20	34.77
DFT-S QPSK	20.62	21.89	16.97	18.24	34.77
DFT-S 16QAM	20.81	20.84	17.16	17.19	34.77
DFT-S 64QAM	19.10	19.19	15.45	15.54	34.77
DFT-S 256QAM	17.09	17.34	13.44	13.69	34.77
CP QPSK	20.13	20.22	16.48	16.57	34.77

Note: EIRP (dBm) = Cond. Power (dBm) + Antenna Gain (dBi) + Array Gain (if applicable)
ERP (dBm) = EIRP (dBm) - 2.15

NR n71 SCS 15 kHz - Ant 0, Channel Bandwidth: 15 MHz

Modulation	RB Size	RB Offset	Measurement Conducted Power (dBm)		
			CH 134100	CH 136100	CH 138100
			670.5 MHz	680.5 MHz	690.5 MHz
DFT-S BPSK	1	1	21.77	21.87	21.77
DFT-S QPSK	1	1	21.89	21.86	21.91
	1	40	21.63	21.86	21.81
	1	77	21.63	21.77	21.75
	36	0	20.83	20.92	20.82
	36	22	21.69	21.75	21.72
	36	43	20.76	20.86	20.72
	75	0	20.75	20.88	20.85
DFT-S 16QAM	1	1	20.86	20.97	20.85
DFT-S 64QAM	1	1	19.20	19.27	19.25
DFT-S 256QAM	1	1	17.24	17.36	17.32
CP QPSK	1	1	20.26	20.31	20.20

Output Power					
Modulation	Minimum Cond. Power (dBm)	Maximum Cond. Power (dBm)	Minimum ERP (dBm)	Maximum ERP (dBm)	ERP Limit (dBm)
DFT-S BPSK	21.77	21.87	18.12	18.22	34.77
DFT-S QPSK	20.72	21.91	17.07	18.26	34.77
DFT-S 16QAM	20.85	20.97	17.20	17.32	34.77
DFT-S 64QAM	19.20	19.27	15.55	15.62	34.77
DFT-S 256QAM	17.24	17.36	13.59	13.71	34.77
CP QPSK	20.20	20.31	16.55	16.66	34.77

Note: EIRP (dBm) = Cond. Power (dBm) + Antenna Gain (dBi) + Array Gain (if applicable)
ERP (dBm) = EIRP (dBm) - 2.15

NR n71 SCS 15 kHz - Ant 0, Channel Bandwidth: 20 MHz

Modulation	RB Size	RB Offset	Measurement Conducted Power (dBm)		
			CH 134600	CH 136100	CH 137600
			673 MHz	680.5 MHz	688 MHz
DFT-S BPSK	1	1	21.83	21.93	21.86
DFT-S QPSK	1	1	21.91	21.95	21.92
	1	40	21.73	21.88	21.83
	1	77	21.72	21.83	21.75
	36	0	20.90	20.95	20.90
	36	22	21.71	21.85	21.77
	36	43	20.78	20.91	20.82
	75	0	20.80	20.96	20.90
DFT-S 16QAM	1	1	20.90	20.97	20.92
DFT-S 64QAM	1	1	19.22	19.32	19.32
DFT-S 256QAM	1	1	17.34	17.38	17.36
CP QPSK	1	1	20.29	20.36	20.30

Output Power					
Modulation	Minimum Cond. Power (dBm)	Maximum Cond. Power (dBm)	Minimum ERP (dBm)	Maximum ERP (dBm)	ERP Limit (dBm)
DFT-S BPSK	21.83	21.93	18.18	18.28	34.77
DFT-S QPSK	20.78	21.95	17.13	18.30	34.77
DFT-S 16QAM	20.90	20.97	17.25	17.32	34.77
DFT-S 64QAM	19.22	19.32	15.57	15.67	34.77
DFT-S 256QAM	17.34	17.38	13.69	13.73	34.77
CP QPSK	20.29	20.36	16.64	16.71	34.77

Note: EIRP (dBm) = Cond. Power (dBm) + Antenna Gain (dBi) + Array Gain (if applicable)
ERP (dBm) = EIRP (dBm) - 2.15

7.1.13 NR n77 SCS 30 kHz (3.7 GHz ~ 3.98 GHz)

NR n77 SCS 30 kHz (3.7 GHz ~ 3.98 GHz) - Ant 5, Channel Bandwidth: 20 MHz

NR n77 SCS 30 kHz 20M					
Modulation	RB Size	RB Offset	Measurement Conducted Power (dBm)		
			CH 647334	CH 656000	CH 664666
			3710.01 MHz	3840 MHz	3969.99 MHz
DFT-S BPSK	1	1	22.41	22.48	22.22
DFT-S QPSK	1	1	22.38	22.45	22.28
	1	26	22.27	22.31	22.09
	1	49	22.03	22.07	21.88
	25	0	21.44	21.48	21.24
	25	13	22.02	22.07	21.79
	25	26	20.90	20.98	20.84
	50	0	20.86	20.90	20.69
DFT-S 16QAM	1	1	21.72	21.77	21.58
DFT-S 64QAM	1	1	20.33	20.32	20.13
DFT-S 256QAM	1	1	18.33	18.35	18.10
CP QPSK	1	1	21.26	21.30	21.07

Output Power					
Modulation	Minimum Cond. Power (dBm)	Maximum Cond. Power (dBm)	Minimum EIRP (dBm)	Maximum EIRP (dBm)	EIRP Limit (dBm)
DFT-S BPSK	22.22	22.48	20.22	20.48	30
DFT-S QPSK	20.69	22.45	18.69	20.45	30
DFT-S 16QAM	21.58	21.77	19.58	19.77	30
DFT-S 64QAM	20.13	20.33	18.13	18.33	30
DFT-S 256QAM	18.10	18.35	16.10	16.35	30
CP QPSK	21.07	21.30	19.07	19.30	30

Note: EIRP (dBm) = Cond. Power (dBm) + Antenna Gain (dBi) + Array Gain (if applicable)

NR n77 SCS 30 kHz (3.7 GHz ~ 3.98 GHz) - Ant 5, Channel Bandwidth: 30 MHz

NR n77 SCS 30 kHz 30M					
Modulation	RB Size	RB Offset	Measurement Conducted Power (dBm)		
			CH 647668	CH 656000	CH 664332
			3715.02 MHz	3840 MHz	3964.98 MHz
DFT-S BPSK	1	1	22.36	22.39	22.25
DFT-S QPSK	1	1	22.42	22.43	22.33
	1	39	22.24	22.32	22.16
	1	76	22.07	22.07	21.85
	36	0	21.39	21.49	21.28
	36	21	21.97	22.01	21.87
	36	42	20.96	20.97	20.85
	75	0	20.78	20.90	20.65
DFT-S 16QAM	1	1	21.69	21.68	21.50
DFT-S 64QAM	1	1	20.37	20.42	20.22
DFT-S 256QAM	1	1	18.28	18.31	18.18
CP QPSK	1	1	21.29	21.29	21.07

Output Power					
Modulation	Minimum Cond. Power (dBm)	Maximum Cond. Power (dBm)	Minimum EIRP (dBm)	Maximum EIRP (dBm)	EIRP Limit (dBm)
DFT-S BPSK	22.25	22.39	20.25	20.39	30
DFT-S QPSK	20.65	22.43	18.65	20.43	30
DFT-S 16QAM	21.50	21.69	19.50	19.69	30
DFT-S 64QAM	20.22	20.42	18.22	18.42	30
DFT-S 256QAM	18.18	18.31	16.18	16.31	30
CP QPSK	21.07	21.29	19.07	19.29	30

Note: EIRP (dBm) = Cond. Power (dBm) + Antenna Gain (dBi) + Array Gain (if applicable)

NR n77 SCS 30 kHz (3.7 GHz ~ 3.98 GHz) - Ant 5, Channel Bandwidth: 40 MHz

NR n77 SCS 30 kHz 40M					
Modulation	RB Size	RB Offset	Measurement Conducted Power (dBm)		
			CH 648000	CH 656000	CH 664000
			3720 MHz	3840 MHz	3960 MHz
DFT-S BPSK	1	1	22.40	22.39	22.26
DFT-S QPSK	1	1	22.41	22.49	22.28
	1	53	22.24	22.37	22.18
	1	104	22.07	22.07	21.88
	50	0	21.44	21.47	21.28
	50	28	22.04	22.06	21.87
	50	56	20.99	21.05	20.75
	100	0	20.83	20.82	20.71
DFT-S 16QAM	1	1	21.64	21.70	21.48
DFT-S 64QAM	1	1	20.34	20.39	20.15
DFT-S 256QAM	1	1	18.34	18.33	18.19
CP QPSK	1	1	21.27	21.26	21.13

Output Power					
Modulation	Minimum Cond. Power (dBm)	Maximum Cond. Power (dBm)	Minimum EIRP (dBm)	Maximum EIRP (dBm)	EIRP Limit (dBm)
DFT-S BPSK	22.26	22.40	20.26	20.40	30
DFT-S QPSK	20.71	22.49	18.71	20.49	30
DFT-S 16QAM	21.48	21.70	19.48	19.70	30
DFT-S 64QAM	20.15	20.39	18.15	18.39	30
DFT-S 256QAM	18.19	18.34	16.19	16.34	30
CP QPSK	21.13	21.27	19.13	19.27	30

Note: EIRP (dBm) = Cond. Power (dBm) + Antenna Gain (dBi) + Array Gain (if applicable)

NR n77 SCS 30 kHz (3.7 GHz ~ 3.98 GHz) - Ant 5, Channel Bandwidth: 60 MHz

NR n77 SCS 30 kHz 60M					
Modulation	RB Size	RB Offset	Measurement Conducted Power (dBm)		
			CH 648668	CH 656000	CH 663332
			3730.02 MHz	3840 MHz	3949.98 MHz
DFT-S BPSK	1	1	22.33	22.38	22.18
DFT-S QPSK	1	1	22.45	22.47	22.32
	1	81	22.25	22.29	22.19
	1	160	22.04	22.12	21.89
	81	0	21.39	21.48	21.30
	81	41	22.03	22.04	21.84
	81	81	20.92	21.00	20.82
	162	0	20.81	20.81	20.68
DFT-S 16QAM	1	1	21.68	21.72	21.53
DFT-S 64QAM	1	1	20.31	20.34	20.18
DFT-S 256QAM	1	1	18.32	18.33	18.14
CP QPSK	1	1	21.27	21.28	21.16

Output Power					
Modulation	Minimum Cond. Power (dBm)	Maximum Cond. Power (dBm)	Minimum EIRP (dBm)	Maximum EIRP (dBm)	EIRP Limit (dBm)
DFT-S BPSK	22.18	22.38	20.18	20.38	30
DFT-S QPSK	20.68	22.47	18.68	20.47	30
DFT-S 16QAM	21.53	21.72	19.53	19.72	30
DFT-S 64QAM	20.18	20.34	18.18	18.34	30
DFT-S 256QAM	18.14	18.33	16.14	16.33	30
CP QPSK	21.16	21.28	19.16	19.28	30

Note: EIRP (dBm) = Cond. Power (dBm) + Antenna Gain (dBi) + Array Gain (if applicable)

NR n77 SCS 30 kHz (3.7 GHz ~ 3.98 GHz) - Ant 5, Channel Bandwidth: 80 MHz

NR n77 SCS 30 kHz 80M					
Modulation	RB Size	RB Offset	Measurement Conducted Power (dBm)		
			CH 649334	CH 656000	CH 662666
			3740.01 MHz	3840 MHz	3939.99 MHz
DFT-S BPSK	1	1	22.38	22.44	22.20
DFT-S QPSK	1	1	22.45	22.51	22.29
	1	109	22.25	22.29	22.13
	1	215	22.03	22.06	21.93
	108	0	21.40	21.49	21.21
	108	55	21.98	22.00	21.85
	108	109	20.93	21.00	20.85
	216	0	20.80	20.88	20.67
DFT-S 16QAM	1	1	21.67	21.77	21.57
DFT-S 64QAM	1	1	20.36	20.35	20.22
DFT-S 256QAM	1	1	18.32	18.35	18.12
CP QPSK	1	1	21.21	21.36	21.08

Output Power					
Modulation	Minimum Cond. Power (dBm)	Maximum Cond. Power (dBm)	Minimum EIRP (dBm)	Maximum EIRP (dBm)	EIRP Limit (dBm)
DFT-S BPSK	22.20	22.44	20.20	20.44	30
DFT-S QPSK	20.67	22.51	18.67	20.51	30
DFT-S 16QAM	21.57	21.77	19.57	19.77	30
DFT-S 64QAM	20.22	20.36	18.22	18.36	30
DFT-S 256QAM	18.12	18.35	16.12	16.35	30
CP QPSK	21.08	21.36	19.08	19.36	30

Note: EIRP (dBm) = Cond. Power (dBm) + Antenna Gain (dBi) + Array Gain (if applicable)

NR n77 SCS 30 kHz (3.7 GHz ~ 3.98 GHz) - Ant 5, Channel Bandwidth: 100 MHz

NR n77 SCS 30 kHz 100M					
Modulation	RB Size	RB Offset	Measurement Conducted Power (dBm)		
			CH 650000	CH 656000	CH 662000
			3750 MHz	3840 MHz	3930 MHz
DFT-S BPSK	1	1	22.43	22.48	22.28
DFT-S QPSK	1	1	22.48	22.53	22.33
	1	137	22.34	22.39	22.19
	1	271	22.08	22.13	21.93
	135	0	21.46	21.51	21.31
	135	69	22.04	22.09	21.89
	135	138	21.00	21.05	20.85
	270	0	20.86	20.91	20.71
DFT-S 16QAM	1	1	21.73	21.78	21.58
DFT-S 64QAM	1	1	20.37	20.42	20.22
DFT-S 256QAM	1	1	18.34	18.39	18.19
CP QPSK	1	1	21.31	21.36	21.16

Output Power					
Modulation	Minimum Cond. Power (dBm)	Maximum Cond. Power (dBm)	Minimum EIRP (dBm)	Maximum EIRP (dBm)	EIRP Limit (dBm)
DFT-S BPSK	22.28	22.48	20.28	20.48	30
DFT-S QPSK	20.71	22.53	18.71	20.53	30
DFT-S 16QAM	21.58	21.78	19.58	19.78	30
DFT-S 64QAM	20.22	20.42	18.22	18.42	30
DFT-S 256QAM	18.19	18.39	16.19	16.39	30
CP QPSK	21.16	21.36	19.16	19.36	30

Note: EIRP (dBm) = Cond. Power (dBm) + Antenna Gain (dBi) + Array Gain (if applicable)

NR n77 SCS 30 kHz (3.7 GHz ~ 3.98 GHz) - Ant 7, Channel Bandwidth: 20 MHz

NR n77 SCS 30 kHz 20M					
Modulation	RB Size	RB Offset	Measurement Conducted Power (dBm)		
			CH 647334	CH 656000	CH 664666
			3710.01 MHz	3840 MHz	3969.99 MHz
DFT-S BPSK	1	1	22.23	22.46	22.60
DFT-S QPSK	1	1	22.31	22.55	22.76
	1	26	22.02	22.03	22.25
	1	49	22.20	22.30	22.38
	25	0	21.33	21.38	21.60
	25	13	22.31	22.32	22.42
	25	26	21.62	21.66	21.76
	50	0	21.19	21.52	21.60
DFT-S 16QAM	1	1	21.31	21.50	21.72
DFT-S 64QAM	1	1	19.54	19.54	19.82
DFT-S 256QAM	1	1	17.70	17.86	17.88
CP QPSK	1	1	20.89	20.84	21.12

Output Power					
Modulation	Minimum Cond. Power (dBm)	Maximum Cond. Power (dBm)	Minimum EIRP (dBm)	Maximum EIRP (dBm)	EIRP Limit (dBm)
DFT-S BPSK	22.23	22.60	20.23	20.60	30
DFT-S QPSK	21.19	22.76	19.19	20.76	30
DFT-S 16QAM	21.31	21.72	19.31	19.72	30
DFT-S 64QAM	19.54	19.82	17.54	17.82	30
DFT-S 256QAM	17.70	17.88	15.70	15.88	30
CP QPSK	20.84	21.12	18.84	19.12	30

Note: EIRP (dBm) = Cond. Power (dBm) + Antenna Gain (dBi) + Array Gain (if applicable)

NR n77 SCS 30 kHz (3.7 GHz ~ 3.98 GHz) - Ant 7, Channel Bandwidth: 30 MHz

NR n77 SCS 30 kHz 30M					
Modulation	RB Size	RB Offset	Measurement Conducted Power (dBm)		
			CH 647668	CH 656000	CH 664332
			3715.02 MHz	3840 MHz	3964.98 MHz
DFT-S BPSK	1	1	22.32	22.51	22.60
DFT-S QPSK	1	1	22.33	22.63	22.82
	1	39	22.08	22.05	22.31
	1	76	22.29	22.37	22.44
	36	0	21.38	21.46	21.66
	36	21	22.37	22.37	22.48
	36	42	21.70	21.66	21.76
	75	0	21.25	21.42	21.63
DFT-S 16QAM	1	1	21.45	21.63	21.71
DFT-S 64QAM	1	1	19.69	19.63	19.88
DFT-S 256QAM	1	1	17.69	17.92	17.94
CP QPSK	1	1	20.93	20.97	21.14

Output Power					
Modulation	Minimum Cond. Power (dBm)	Maximum Cond. Power (dBm)	Minimum EIRP (dBm)	Maximum EIRP (dBm)	EIRP Limit (dBm)
DFT-S BPSK	22.32	22.60	20.32	20.60	30
DFT-S QPSK	21.25	22.82	19.25	20.82	30
DFT-S 16QAM	21.45	21.71	19.45	19.71	30
DFT-S 64QAM	19.63	19.88	17.63	17.88	30
DFT-S 256QAM	17.69	17.94	15.69	15.94	30
CP QPSK	20.93	21.14	18.93	19.14	30

Note: EIRP (dBm) = Cond. Power (dBm) + Antenna Gain (dBi) + Array Gain (if applicable)

NR n77 SCS 30 kHz (3.7 GHz ~ 3.98 GHz) - Ant 7, Channel Bandwidth: 40 MHz

NR n77 SCS 30 kHz 40M					
Modulation	RB Size	RB Offset	Measurement Conducted Power (dBm)		
			CH 648000	CH 656000	CH 664000
			3720 MHz	3840 MHz	3960 MHz
DFT-S BPSK	1	1	22.40	22.52	22.71
DFT-S QPSK	1	1	22.40	22.67	22.79
	1	53	22.15	22.19	22.38
	1	104	22.21	22.30	22.45
	50	0	21.52	21.61	21.74
	50	28	22.39	22.39	22.47
	50	56	21.74	21.83	21.91
	100	0	21.43	21.51	21.73
DFT-S 16QAM	1	1	21.46	21.64	21.80
DFT-S 64QAM	1	1	19.60	19.66	19.84
DFT-S 256QAM	1	1	17.79	17.79	17.99
CP QPSK	1	1	20.97	21.06	21.22

Output Power					
Modulation	Minimum Cond. Power (dBm)	Maximum Cond. Power (dBm)	Minimum EIRP (dBm)	Maximum EIRP (dBm)	EIRP Limit (dBm)
DFT-S BPSK	22.40	22.71	20.40	20.71	30
DFT-S QPSK	21.43	22.79	19.43	20.79	30
DFT-S 16QAM	21.46	21.80	19.46	19.80	30
DFT-S 64QAM	19.60	19.84	17.60	17.84	30
DFT-S 256QAM	17.79	17.99	15.79	15.99	30
CP QPSK	20.97	21.22	18.97	19.22	30

Note: EIRP (dBm) = Cond. Power (dBm) + Antenna Gain (dBi) + Array Gain (if applicable)

NR n77 SCS 30 kHz (3.7 GHz ~ 3.98 GHz) - Ant 7, Channel Bandwidth: 60 MHz

NR n77 SCS 30 kHz 60M					
Modulation	RB Size	RB Offset	Measurement Conducted Power (dBm)		
			CH 648668	CH 656000	CH 663332
			3730.02 MHz	3840 MHz	3949.98 MHz
DFT-S BPSK	1	1	22.37	22.57	22.70
DFT-S QPSK	1	1	22.46	22.73	22.83
	1	81	22.22	22.21	22.29
	1	160	22.31	22.44	22.47
	81	0	21.54	21.60	21.76
	81	41	22.44	22.37	22.56
	81	81	21.71	21.86	21.84
	162	0	21.36	21.54	21.69
DFT-S 16QAM	1	1	21.38	21.64	21.74
DFT-S 64QAM	1	1	19.74	19.65	19.82
DFT-S 256QAM	1	1	17.78	17.90	17.99
CP QPSK	1	1	21.08	21.10	21.27

Output Power					
Modulation	Minimum Cond. Power (dBm)	Maximum Cond. Power (dBm)	Minimum EIRP (dBm)	Maximum EIRP (dBm)	EIRP Limit (dBm)
DFT-S BPSK	22.37	22.70	20.37	20.70	30
DFT-S QPSK	21.36	22.83	19.36	20.83	30
DFT-S 16QAM	21.38	21.74	19.38	19.74	30
DFT-S 64QAM	19.65	19.82	17.65	17.82	30
DFT-S 256QAM	17.78	17.99	15.78	15.99	30
CP QPSK	21.08	21.27	19.08	19.27	30

Note: EIRP (dBm) = Cond. Power (dBm) + Antenna Gain (dBi) + Array Gain (if applicable)

NR n77 SCS 30 kHz (3.7 GHz ~ 3.98 GHz) - Ant 7, Channel Bandwidth: 80 MHz

NR n77 SCS 30 kHz 80M					
Modulation	RB Size	RB Offset	Measurement Conducted Power (dBm)		
			CH 649334	CH 656000	CH 662666
			3740.01 MHz	3840 MHz	3939.99 MHz
DFT-S BPSK	1	1	22.44	22.50	22.70
DFT-S QPSK	1	1	22.55	22.75	22.87
	1	109	22.25	22.20	22.37
	1	215	22.31	22.49	22.50
	108	0	21.60	21.64	21.74
	108	55	22.39	22.47	22.60
	108	109	21.73	21.84	21.86
	216	0	21.60	21.68	21.79
DFT-S 16QAM	1	1	21.37	21.57	21.71
DFT-S 64QAM	1	1	20.16	20.12	20.36
DFT-S 256QAM	1	1	18.18	18.21	18.37
CP QPSK	1	1	20.79	20.84	20.95

Output Power					
Modulation	Minimum Cond. Power (dBm)	Maximum Cond. Power (dBm)	Minimum EIRP (dBm)	Maximum EIRP (dBm)	EIRP Limit (dBm)
DFT-S BPSK	22.44	22.70	20.44	20.70	30
DFT-S QPSK	21.60	22.87	19.60	20.87	30
DFT-S 16QAM	21.37	21.71	19.37	19.71	30
DFT-S 64QAM	20.12	20.36	18.12	18.36	30
DFT-S 256QAM	18.18	18.37	16.18	16.37	30
CP QPSK	20.79	20.95	18.79	18.95	30

Note: EIRP (dBm) = Cond. Power (dBm) + Antenna Gain (dBi) + Array Gain (if applicable)

NR n77 SCS 30 kHz (3.7 GHz ~ 3.98 GHz) - Ant 7, Channel Bandwidth: 100 MHz

NR n77 SCS 30 kHz 100M					
Modulation	RB Size	RB Offset	Measurement Conducted Power (dBm)		
			CH 650000	CH 656000	CH 662000
			3750 MHz	3840 MHz	3930 MHz
DFT-S BPSK	1	1	22.49	22.60	22.78
DFT-S QPSK	1	1	22.55	22.77	22.87
	1	137	22.28	22.27	22.43
	1	271	22.37	22.49	22.58
	135	0	21.63	21.66	21.83
	135	69	22.46	22.56	22.66
	135	138	21.81	21.92	21.95
	270	0	21.65	21.71	21.81
DFT-S 16QAM	1	1	21.44	21.61	21.71
DFT-S 64QAM	1	1	20.16	20.17	20.39
DFT-S 256QAM	1	1	18.26	18.23	18.42
CP QPSK	1	1	20.82	20.89	21.02

Output Power					
Modulation	Minimum Cond. Power (dBm)	Maximum Cond. Power (dBm)	Minimum EIRP (dBm)	Maximum EIRP (dBm)	EIRP Limit (dBm)
DFT-S BPSK	22.49	22.78	20.49	20.78	30
DFT-S QPSK	21.63	22.87	19.63	20.87	30
DFT-S 16QAM	21.44	21.71	19.44	19.71	30
DFT-S 64QAM	20.16	20.39	18.16	18.39	30
DFT-S 256QAM	18.23	18.42	16.23	16.42	30
CP QPSK	20.82	21.02	18.82	19.02	30

Note: EIRP (dBm) = Cond. Power (dBm) + Antenna Gain (dBi) + Array Gain (if applicable)

NR n77 SCS 30 kHz (3.7 GHz ~ 3.98 GHz) - MIMO, Channel Bandwidth: 20 MHz

Modulation	RB Size	RB Offset	Measurement Conducted Power (dBm)								
			CH 647334			CH 656000			CH 664666		
			3710.01 MHz			3840 MHz			3969.99 MHz		
			TX 1	TX 2	Total	TX 1	TX 2	Total	TX 1	TX 2	Total
QPSK	1	1	20.62	20.44	23.54	20.57	20.48	23.54	20.66	20.54	23.61
	1	11	20.55	20.35	23.46	20.54	20.30	23.43	20.46	20.30	23.39
	1	22	20.51	20.24	23.39	20.50	20.16	23.34	20.46	20.23	23.36
	12	0	19.69	19.53	22.62	19.64	19.39	22.53	19.65	19.53	22.60
	12	6	20.57	20.43	23.51	20.45	20.34	23.41	20.53	20.37	23.46
	12	12	19.81	19.50	22.67	19.72	19.46	22.60	19.79	19.39	22.60
	24	0	19.59	19.28	22.45	19.61	19.25	22.44	19.54	19.31	22.44
16QAM	1	1	20.04	19.95	23.01	20.07	19.93	23.01	19.95	19.98	22.98
64QAM	1	1	19.42	19.43	22.44	19.29	19.26	22.29	19.25	19.34	22.31
256QAM	1	1	17.39	17.36	20.39	17.32	17.23	20.29	17.38	17.22	20.31

Output Power					
Modulation	Minimum Cond. Power (dBm)	Maximum Cond. Power (dBm)	Minimum EIRP (dBm)	Maximum EIRP (dBm)	EIRP Limit (dBm)
QPSK	22.44	23.61	23.45	24.62	30
16QAM	22.98	23.01	23.99	24.02	30
64QAM	22.29	22.44	23.30	23.45	30
256QAM	20.29	20.39	21.30	21.40	30

Note: EIRP (dBm) = Cond. Power (dBm) + Antenna Gain (dBi) + Array Gain (if applicable)

NR n77 SCS 30 kHz (3.7 GHz ~ 3.98 GHz) - MIMO, Channel Bandwidth: 30 MHz

Modulation	RB Size	RB Offset	Measurement Conducted Power (dBm)								
			CH 647668			CH 656000			CH 664332		
			3715.02 MHz			3840 MHz			3964.98 MHz		
			TX 1	TX 2	Total	TX 1	TX 2	Total	TX 1	TX 2	Total
QPSK	1	1	20.68	20.47	23.59	20.58	20.53	23.57	20.70	20.52	23.62
	1	11	20.56	20.29	23.44	20.57	20.26	23.43	20.55	20.30	23.44
	1	22	20.51	20.31	23.42	20.49	20.17	23.34	20.42	20.22	23.33
	12	0	19.71	19.53	22.63	19.68	19.43	22.57	19.68	19.46	22.58
	12	6	20.54	20.39	23.48	20.53	20.39	23.47	20.46	20.33	23.41
	12	12	19.74	19.51	22.64	19.74	19.37	22.57	19.73	19.42	22.59
	24	0	19.56	19.34	22.46	19.55	19.21	22.39	19.53	19.34	22.45
16QAM	1	1	20.08	19.98	23.04	20.09	19.99	23.05	19.99	19.97	22.99
64QAM	1	1	19.39	19.39	22.40	19.35	19.33	22.35	19.34	19.31	22.34
256QAM	1	1	17.43	17.37	20.41	17.26	17.29	20.29	17.34	17.31	20.34

Output Power					
Modulation	Minimum Cond. Power (dBm)	Maximum Cond. Power (dBm)	Minimum EIRP (dBm)	Maximum EIRP (dBm)	EIRP Limit (dBm)
QPSK	22.39	23.62	23.40	24.63	30
16QAM	22.99	23.05	24.00	24.06	30
64QAM	22.34	22.40	23.35	23.41	30
256QAM	20.29	20.41	21.30	21.42	30

Note: EIRP (dBm) = Cond. Power (dBm) + Antenna Gain (dBi) + Array Gain (if applicable)

NR n77 SCS 30 kHz (3.7 GHz ~ 3.98 GHz) - MIMO, Channel Bandwidth: 40 MHz

Modulation	RB Size	RB Offset	Measurement Conducted Power (dBm)								
			CH 648000			CH 656000			CH 664000		
			3720 MHz			3840 MHz			3960 MHz		
			TX 1	TX 2	Total	TX 1	TX 2	Total	TX 1	TX 2	Total
QPSK	1	1	20.63	20.48	23.57	20.56	20.44	23.51	20.68	20.53	23.62
	1	11	20.59	20.31	23.46	20.57	20.25	23.42	20.48	20.31	23.41
	1	22	20.51	20.31	23.42	20.54	20.22	23.39	20.44	20.23	23.35
	12	0	19.70	19.50	22.61	19.64	19.39	22.53	19.66	19.45	22.57
	12	6	20.61	20.39	23.51	20.52	20.36	23.45	20.50	20.40	23.46
	12	12	19.73	19.52	22.64	19.74	19.39	22.58	19.76	19.34	22.57
	24	0	19.57	19.37	22.48	19.58	19.20	22.40	19.63	19.35	22.50
16QAM	1	1	20.12	19.99	23.07	20.03	19.97	23.01	19.99	19.89	22.95
64QAM	1	1	19.38	19.35	22.38	19.34	19.33	22.35	19.26	19.32	22.30
256QAM	1	1	17.41	17.28	20.36	17.27	17.25	20.27	17.34	17.24	20.30

Output Power					
Modulation	Minimum Cond. Power (dBm)	Maximum Cond. Power (dBm)	Minimum EIRP (dBm)	Maximum EIRP (dBm)	EIRP Limit (dBm)
QPSK	22.40	23.62	23.41	24.63	30
16QAM	22.95	23.07	23.96	24.08	30
64QAM	22.30	22.38	23.31	23.39	30
256QAM	20.27	20.36	21.28	21.37	30

Note: EIRP (dBm) = Cond. Power (dBm) + Antenna Gain (dBi) + Array Gain (if applicable)

NR n77 SCS 30 kHz (3.7 GHz ~ 3.98 GHz) - MIMO, Channel Bandwidth: 60 MHz

Modulation	RB Size	RB Offset	Measurement Conducted Power (dBm)								
			CH 648668			CH 656000			CH 663332		
			3730.02 MHz			3840 MHz			3949.98 MHz		
			TX 1	TX 2	Total	TX 1	TX 2	Total	TX 1	TX 2	Total
QPSK	1	1	20.60	20.47	23.55	20.64	20.47	23.57	20.62	20.53	23.59
	1	11	20.59	20.31	23.46	20.55	20.28	23.43	20.49	20.22	23.37
	1	22	20.53	20.29	23.42	20.47	20.25	23.37	20.46	20.20	23.34
	12	0	19.77	19.55	22.67	19.58	19.49	22.55	19.65	19.45	22.56
	12	6	20.54	20.47	23.52	20.47	20.37	23.43	20.52	20.38	23.46
	12	12	19.80	19.47	22.65	19.75	19.41	22.59	19.78	19.43	22.62
	24	0	19.65	19.36	22.52	19.60	19.24	22.43	19.53	19.32	22.44
16QAM	1	1	20.01	20.01	23.02	20.07	19.96	23.03	19.95	19.96	22.97
64QAM	1	1	19.44	19.32	22.39	19.37	19.32	22.36	19.28	19.44	22.37
256QAM	1	1	17.39	17.29	20.35	17.31	17.27	20.30	17.37	17.26	20.33

Output Power					
Modulation	Minimum Cond. Power (dBm)	Maximum Cond. Power (dBm)	Minimum EIRP (dBm)	Maximum EIRP (dBm)	EIRP Limit (dBm)
QPSK	22.43	23.59	23.44	24.60	30
16QAM	22.97	23.03	23.98	24.04	30
64QAM	22.36	22.39	23.37	23.40	30
256QAM	20.30	20.35	21.31	21.36	30

Note: EIRP (dBm) = Cond. Power (dBm) + Antenna Gain (dBi) + Array Gain (if applicable)

NR n77 SCS 30 kHz (3.7 GHz ~ 3.98 GHz) - MIMO, Channel Bandwidth: 80 MHz

Modulation	RB Size	RB Offset	Measurement Conducted Power (dBm)								
			CH 649334			CH 656000			CH 662666		
			3740.01 MHz			3840 MHz			3939.99 MHz		
			TX 1	TX 2	Total	TX 1	TX 2	Total	TX 1	TX 2	Total
QPSK	1	1	20.63	20.44	23.55	20.58	20.49	23.55	20.66	20.51	23.60
	1	11	20.59	20.27	23.44	20.51	20.24	23.39	20.48	20.32	23.41
	1	22	20.52	20.29	23.42	20.49	20.16	23.34	20.45	20.15	23.31
	12	0	19.74	19.55	22.66	19.59	19.48	22.55	19.62	19.46	22.55
	12	6	20.54	20.44	23.50	20.50	20.32	23.42	20.49	20.36	23.44
	12	12	19.82	19.44	22.64	19.71	19.38	22.56	19.75	19.40	22.59
	24	0	19.61	19.28	22.46	19.64	19.26	22.46	19.56	19.31	22.45
16QAM	1	1	20.07	19.98	23.04	20.08	19.99	23.05	20.01	19.97	23.00
64QAM	1	1	19.45	19.43	22.45	19.36	19.29	22.34	19.26	19.36	22.32
256QAM	1	1	17.42	17.34	20.39	17.27	17.21	20.25	17.42	17.24	20.34

Output Power					
Modulation	Minimum Cond. Power (dBm)	Maximum Cond. Power (dBm)	Minimum EIRP (dBm)	Maximum EIRP (dBm)	EIRP Limit (dBm)
QPSK	22.45	23.60	23.46	24.61	30
16QAM	23.00	23.05	24.01	24.06	30
64QAM	22.32	22.45	23.33	23.46	30
256QAM	20.25	20.39	21.26	21.40	30

Note: EIRP (dBm) = Cond. Power (dBm) + Antenna Gain (dBi) + Array Gain (if applicable)

NR n77 SCS 30 kHz (3.7 GHz ~ 3.98 GHz) - MIMO, Channel Bandwidth: 100 MHz

Modulation	RB Size	RB Offset	Measurement Conducted Power (dBm)								
			CH 650000			CH 656000			CH 662000		
			3750 MHz			3840 MHz			3930 MHz		
			TX 1	TX 2	Total	TX 1	TX 2	Total	TX 1	TX 2	Total
QPSK	1	1	20.69	20.52	23.62	20.66	20.54	23.61	20.71	20.55	23.64
	1	11	20.63	20.37	23.51	20.60	20.33	23.48	20.55	20.32	23.45
	1	22	20.56	20.32	23.45	20.55	20.25	23.41	20.50	20.25	23.39
	12	0	19.78	19.59	22.70	19.68	19.49	22.60	19.68	19.54	22.62
	12	6	20.61	20.49	23.56	20.54	20.42	23.49	20.54	20.40	23.48
	12	12	19.82	19.53	22.69	19.75	19.47	22.62	19.79	19.43	22.62
	24	0	19.65	19.38	22.53	19.65	19.28	22.48	19.63	19.37	22.51
16QAM	1	1	20.11	20.04	23.09	20.09	20.03	23.07	20.04	19.98	23.02
64QAM	1	1	19.45	19.41	22.44	19.37	19.36	22.38	19.35	19.41	22.39
256QAM	1	1	17.43	17.37	20.41	17.34	17.32	20.34	17.41	17.32	20.38

Output Power					
Modulation	Minimum Cond. Power (dBm)	Maximum Cond. Power (dBm)	Minimum EIRP (dBm)	Maximum EIRP (dBm)	EIRP Limit (dBm)
QPSK	22.48	23.64	23.49	24.65	30
16QAM	23.02	23.09	24.03	24.10	30
64QAM	22.38	22.44	23.39	23.45	30
256QAM	20.34	20.41	21.35	21.42	30

Note: EIRP (dBm) = Cond. Power (dBm) + Antenna Gain (dBi) + Array Gain (if applicable)

7.1.14 NR n78 SCS 30 kHz (3.45 GHz ~ 3.55 GHz)

NR n78 SCS 30 kHz (3.45 GHz ~ 3.55 GHz) - Ant 5, Channel Bandwidth: 20 MHz

NR n78 SCS 30 kHz 20M					
Modulation	RB Size	RB Offset	Measurement Conducted Power (dBm)		
			CH 630668	CH 633334	CH 636000
			3460.02 MHz	3500.01 MHz	3540 MHz
DFT-S BPSK	1	1	21.52	21.54	21.53
DFT-S QPSK	1	1	21.59	21.59	21.60
	1	26	21.31	21.44	21.34
	1	49	21.32	21.42	21.36
	25	0	20.22	20.33	20.32
	25	13	21.05	21.06	21.05
	25	26	20.17	20.22	20.21
	50	0	20.05	20.14	20.15
DFT-S 16QAM	1	1	20.60	20.55	20.60
DFT-S 64QAM	1	1	19.34	19.45	19.31
DFT-S 256QAM	1	1	17.28	17.24	17.29
CP QPSK	1	1	19.71	19.84	19.83

Output Power					
Modulation	Minimum Cond. Power (dBm)	Maximum Cond. Power (dBm)	Minimum EIRP (dBm)	Maximum EIRP (dBm)	EIRP Limit (dBm)
DFT-S BPSK	21.52	21.54	19.52	19.54	30
DFT-S QPSK	20.05	21.60	18.05	19.60	30
DFT-S 16QAM	20.55	20.60	18.55	18.60	30
DFT-S 64QAM	19.31	19.45	17.31	17.45	30
DFT-S 256QAM	17.24	17.29	15.24	15.29	30
CP QPSK	19.71	19.84	17.71	17.84	30

Note: EIRP (dBm) = Cond. Power (dBm) + Antenna Gain (dBi) + Array Gain (if applicable)

NR n78 SCS 30 kHz (3.45 GHz ~ 3.55 GHz) - Ant 5, Channel Bandwidth: 30 MHz

NR n78 SCS 30 kHz 30M					
Modulation	RB Size	RB Offset	Measurement Conducted Power (dBm)		
			CH 631000	CH 633334	CH 635666
			3465 MHz	3500.01 MHz	3534.99 MHz
DFT-S BPSK	1	1	21.49	21.61	21.52
DFT-S QPSK	1	1	21.52	21.60	21.55
	1	39	21.39	21.40	21.42
	1	76	21.27	21.42	21.32
	36	0	20.27	20.31	20.32
	36	21	21.08	21.09	21.10
	36	42	20.09	20.15	20.11
	75	0	20.05	20.09	20.08
DFT-S 16QAM	1	1	20.52	20.58	20.61
DFT-S 64QAM	1	1	19.31	19.41	19.40
DFT-S 256QAM	1	1	17.17	17.18	17.25
CP QPSK	1	1	19.74	19.78	19.83

Output Power					
Modulation	Minimum Cond. Power (dBm)	Maximum Cond. Power (dBm)	Minimum EIRP (dBm)	Maximum EIRP (dBm)	EIRP Limit (dBm)
DFT-S BPSK	21.49	21.61	19.49	19.61	30
DFT-S QPSK	20.05	21.60	18.05	19.60	30
DFT-S 16QAM	20.52	20.61	18.52	18.61	30
DFT-S 64QAM	19.31	19.41	17.31	17.41	30
DFT-S 256QAM	17.17	17.25	15.17	15.25	30
CP QPSK	19.74	19.83	17.74	17.83	30

Note: EIRP (dBm) = Cond. Power (dBm) + Antenna Gain (dBi) + Array Gain (if applicable)

NR n78 SCS 30 kHz (3.45 GHz ~ 3.55 GHz) - Ant 5, Channel Bandwidth: 40 MHz

NR n78 SCS 30 kHz 40M					
Modulation	RB Size	RB Offset	Measurement Conducted Power (dBm)		
			CH 631334	CH 633334	CH 635332
			3470.01 MHz	3500.01 MHz	3529.98 MHz
DFT-S BPSK	1	1	21.55	21.52	21.59
DFT-S QPSK	1	1	21.56	21.58	21.55
	1	53	21.37	21.45	21.44
	1	104	21.33	21.40	21.35
	50	0	20.26	20.33	20.25
	50	28	21.08	21.04	21.07
	50	56	20.13	20.18	20.21
	100	0	20.09	20.17	20.13
DFT-S 16QAM	1	1	20.53	20.60	20.55
DFT-S 64QAM	1	1	19.32	19.42	19.45
DFT-S 256QAM	1	1	17.20	17.27	17.12
CP QPSK	1	1	19.77	19.77	19.80

Output Power					
Modulation	Minimum Cond. Power (dBm)	Maximum Cond. Power (dBm)	Minimum EIRP (dBm)	Maximum EIRP (dBm)	EIRP Limit (dBm)
DFT-S BPSK	21.52	21.59	19.52	19.59	30
DFT-S QPSK	20.09	21.58	18.09	19.58	30
DFT-S 16QAM	20.53	20.60	18.53	18.60	30
DFT-S 64QAM	19.32	19.45	17.32	17.45	30
DFT-S 256QAM	17.12	17.27	15.12	15.27	30
CP QPSK	19.77	19.80	17.77	17.80	30

Note: EIRP (dBm) = Cond. Power (dBm) + Antenna Gain (dBi) + Array Gain (if applicable)

NR n78 SCS 30 kHz (3.45 GHz ~ 3.55 GHz) - Ant 5, Channel Bandwidth: 50 MHz

NR n78 SCS 30 kHz 50M					
Modulation	RB Size	RB Offset	Measurement Conducted Power (dBm)		
			CH 631668	CH 633334	CH 635000
			3475.02 MHz	3500.01 MHz	3525 MHz
DFT-S BPSK	1	1	21.47	21.60	21.51
DFT-S QPSK	1	1	21.59	21.63	21.60
	1	67	21.37	21.37	21.44
	1	131	21.32	21.33	21.33
	64	0	20.25	20.37	20.26
	64	35	21.00	21.13	21.10
	64	69	20.15	20.18	20.20
	128	0	20.06	20.10	20.13
DFT-S 16QAM	1	1	20.52	20.62	20.62
DFT-S 64QAM	1	1	19.46	19.41	19.41
DFT-S 256QAM	1	1	17.12	17.25	17.28
CP QPSK	1	1	19.72	19.76	19.81

Output Power					
Modulation	Minimum Cond. Power (dBm)	Maximum Cond. Power (dBm)	Minimum EIRP (dBm)	Maximum EIRP (dBm)	EIRP Limit (dBm)
DFT-S BPSK	21.47	21.60	19.47	19.60	30
DFT-S QPSK	20.06	21.63	18.06	19.63	30
DFT-S 16QAM	20.52	20.62	18.52	18.62	30
DFT-S 64QAM	19.41	19.46	17.41	17.46	30
DFT-S 256QAM	17.12	17.28	15.12	15.28	30
CP QPSK	19.72	19.81	17.72	17.81	30

Note: EIRP (dBm) = Cond. Power (dBm) + Antenna Gain (dBi) + Array Gain (if applicable)

NR n78 SCS 30 kHz (3.45 GHz ~ 3.55 GHz) - Ant 5, Channel Bandwidth: 60 MHz

NR n78 SCS 30 kHz 60M					
Modulation	RB Size	RB Offset	Measurement Conducted Power (dBm)		
			CH 632000	CH 633334	CH 634666
			3480 MHz	3500.01 MHz	3519.99 MHz
DFT-S BPSK	1	1	21.46	21.57	21.59
DFT-S QPSK	1	1	21.55	21.55	21.60
	1	81	21.34	21.39	21.36
	1	160	21.35	21.40	21.34
	81	0	20.23	20.27	20.29
	81	41	21.08	21.07	21.10
	81	81	20.10	20.14	20.18
	162	0	20.04	20.15	20.07
DFT-S 16QAM	1	1	20.53	20.63	20.59
DFT-S 64QAM	1	1	19.36	19.46	19.47
DFT-S 256QAM	1	1	17.16	17.12	17.22
CP QPSK	1	1	19.78	19.79	19.75

Output Power					
Modulation	Minimum Cond. Power (dBm)	Maximum Cond. Power (dBm)	Minimum EIRP (dBm)	Maximum EIRP (dBm)	EIRP Limit (dBm)
DFT-S BPSK	21.46	21.59	19.46	19.59	30
DFT-S QPSK	20.04	21.60	18.04	19.60	30
DFT-S 16QAM	20.53	20.63	18.53	18.63	30
DFT-S 64QAM	19.36	19.47	17.36	17.47	30
DFT-S 256QAM	17.12	17.22	15.12	15.22	30
CP QPSK	19.75	19.79	17.75	17.79	30

Note: EIRP (dBm) = Cond. Power (dBm) + Antenna Gain (dBi) + Array Gain (if applicable)

NR n78 SCS 30 kHz (3.45 GHz ~ 3.55 GHz) - Ant 5, Channel Bandwidth: 70 MHz

NR n78 SCS 30 kHz 70M					
Modulation	RB Size	RB Offset	Measurement Conducted Power (dBm)		
			CH 632334	CH 633332	CH 634332
			3485.01 MHz	3499.98 MHz	3514.98 MHz
DFT-S BPSK	1	1	21.55	21.57	21.53
DFT-S QPSK	1	1	21.53	21.54	21.57
	1	81	21.39	21.41	21.39
	1	160	21.27	21.33	21.34
	81	0	20.23	20.37	20.26
	81	41	21.06	21.04	21.02
	81	81	20.16	20.20	20.11
	162	0	20.13	20.13	20.16
DFT-S 16QAM	1	1	20.51	20.55	20.53
DFT-S 64QAM	1	1	19.44	19.26	19.35
DFT-S 256QAM	1	1	17.16	17.11	17.18
CP QPSK	1	1	19.70	19.79	19.75

Output Power					
Modulation	Minimum Cond. Power (dBm)	Maximum Cond. Power (dBm)	Minimum EIRP (dBm)	Maximum EIRP (dBm)	EIRP Limit (dBm)
DFT-S BPSK	21.53	21.57	19.53	19.57	30
DFT-S QPSK	20.11	21.57	18.11	19.57	30
DFT-S 16QAM	20.51	20.55	18.51	18.55	30
DFT-S 64QAM	19.26	19.44	17.26	17.44	30
DFT-S 256QAM	17.11	17.18	15.11	15.18	30
CP QPSK	19.70	19.79	17.70	17.79	30

Note: EIRP (dBm) = Cond. Power (dBm) + Antenna Gain (dBi) + Array Gain (if applicable)

NR n78 SCS 30 kHz (3.45 GHz ~ 3.55 GHz) - Ant 5, Channel Bandwidth: 80 MHz

NR n78 SCS 30 kHz 80M					
Modulation	RB Size	RB Offset	Measurement Conducted Power (dBm)		
			CH 632668	CH 633334	CH 634000
			3490.02 MHz	3500.01 MHz	3510 MHz
DFT-S BPSK	1	1	21.55	21.60	21.58
DFT-S QPSK	1	1	21.54	21.54	21.61
	1	109	21.38	21.44	21.38
	1	215	21.37	21.39	21.38
	108	0	20.26	20.35	20.27
	108	55	21.07	21.08	21.11
	108	109	20.15	20.13	20.11
	216	0	20.04	20.11	20.13
DFT-S 16QAM	1	1	20.52	20.60	20.54
DFT-S 64QAM	1	1	19.39	19.44	19.34
DFT-S 256QAM	1	1	17.14	17.13	17.24
CP QPSK	1	1	19.71	19.85	19.77

Output Power					
Modulation	Minimum Cond. Power (dBm)	Maximum Cond. Power (dBm)	Minimum EIRP (dBm)	Maximum EIRP (dBm)	EIRP Limit (dBm)
DFT-S BPSK	21.55	21.60	19.55	19.60	30
DFT-S QPSK	20.04	21.61	18.04	19.61	30
DFT-S 16QAM	20.52	20.60	18.52	18.60	30
DFT-S 64QAM	19.34	19.44	17.34	17.44	30
DFT-S 256QAM	17.13	17.24	15.13	15.24	30
CP QPSK	19.71	19.85	17.71	17.85	30

Note: EIRP (dBm) = Cond. Power (dBm) + Antenna Gain (dBi) + Array Gain (if applicable)

NR n78 SCS 30 kHz (3.45 GHz ~ 3.55 GHz) - Ant 5, Channel Bandwidth: 90 MHz

NR n78 SCS 30 kHz 90M					
Modulation	RB Size	RB Offset	Measurement Conducted Power (dBm)		
			CH 633000	CH 633332	CH 633666
			3495 MHz	3499.98 MHz	3504.99 MHz
DFT-S BPSK	1	1	21.49	21.55	21.53
DFT-S QPSK	1	1	21.55	21.63	21.61
	1	109	21.35	21.45	21.34
	1	215	21.35	21.40	21.31
	108	0	20.31	20.29	20.35
	108	55	21.08	21.05	21.01
	108	109	20.16	20.19	20.14
	216	0	20.10	20.16	20.14
DFT-S 16QAM	1	1	20.56	20.63	20.54
DFT-S 64QAM	1	1	19.42	19.43	19.48
DFT-S 256QAM	1	1	17.35	17.37	17.33
CP QPSK	1	1	19.75	19.77	19.78

Output Power					
Modulation	Minimum Cond. Power (dBm)	Maximum Cond. Power (dBm)	Minimum EIRP (dBm)	Maximum EIRP (dBm)	EIRP Limit (dBm)
DFT-S BPSK	21.49	21.55	19.49	19.55	30
DFT-S QPSK	20.10	21.63	18.10	19.63	30
DFT-S 16QAM	20.54	20.63	18.54	18.63	30
DFT-S 64QAM	19.42	19.48	17.42	17.48	30
DFT-S 256QAM	17.33	17.37	15.33	15.37	30
CP QPSK	19.75	19.78	17.75	17.78	30

Note: EIRP (dBm) = Cond. Power (dBm) + Antenna Gain (dBi) + Array Gain (if applicable)

NR n78 SCS 30 kHz (3.45 GHz ~ 3.55 GHz) - Ant 5, Channel Bandwidth: 100 MHz

NR n78 SCS 30 kHz 100M			
Modulation	RB Size	RB Offset	Measurement Conducted Power (dBm)
			CH 633334
			3500.01 MHz
DFT-S BPSK	1	1	21.61
DFT-S QPSK	1	1	21.64
	1	137	21.46
	1	271	21.42
	135	0	20.37
	135	69	21.34
	135	138	20.23
	270	0	20.22
DFT-S 16QAM	1	1	20.65
DFT-S 64QAM	1	1	19.43
DFT-S 256QAM	1	1	17.48
CP QPSK	1	1	19.85

Output Power					
Modulation	Minimum Cond. Power (dBm)	Maximum Cond. Power (dBm)	Minimum EIRP (dBm)	Maximum EIRP (dBm)	EIRP Limit (dBm)
DFT-S BPSK	21.61	21.61	19.61	19.61	30
DFT-S QPSK	20.22	21.64	18.22	19.64	30
DFT-S 16QAM	20.65	20.65	18.65	18.65	30
DFT-S 64QAM	19.43	19.43	17.43	17.43	30
DFT-S 256QAM	17.48	17.48	15.48	15.48	30
CP QPSK	19.85	19.85	17.85	17.85	30

Note: EIRP (dBm) = Cond. Power (dBm) + Antenna Gain (dBi) + Array Gain (if applicable)

NR n78 SCS 30 kHz (3.45 GHz ~ 3.55 GHz) - Ant 7, Channel Bandwidth: 20 MHz

NR n78 SCS 30 kHz 20M					
Modulation	RB Size	RB Offset	Measurement Conducted Power (dBm)		
			CH 630668	CH 633334	CH 636000
			3460.02 MHz	3500.01 MHz	3540 MHz
DFT-S BPSK	1	1	21.19	21.20	21.21
DFT-S QPSK	1	1	21.13	21.37	21.42
	1	26	20.80	20.99	20.87
	1	49	21.27	21.11	21.11
	25	0	20.27	20.26	20.22
	25	13	21.18	21.32	21.20
	25	26	20.01	19.87	19.96
	50	0	20.29	20.35	20.15
DFT-S 16QAM	1	1	20.21	20.33	20.41
DFT-S 64QAM	1	1	18.36	18.41	18.48
DFT-S 256QAM	1	1	16.66	16.55	16.62
CP QPSK	1	1	19.72	19.71	19.70

Output Power					
Modulation	Minimum Cond. Power (dBm)	Maximum Cond. Power (dBm)	Minimum EIRP (dBm)	Maximum EIRP (dBm)	EIRP Limit (dBm)
DFT-S BPSK	21.19	21.21	19.19	19.21	30
DFT-S QPSK	19.87	21.42	17.87	19.42	30
DFT-S 16QAM	20.21	20.41	18.21	18.41	30
DFT-S 64QAM	18.36	18.48	16.36	16.48	30
DFT-S 256QAM	16.55	16.66	14.55	14.66	30
CP QPSK	19.70	19.72	17.70	17.72	30

Note: EIRP (dBm) = Cond. Power (dBm) + Antenna Gain (dBi) + Array Gain (if applicable)

NR n78 SCS 30 kHz (3.45 GHz ~ 3.55 GHz) - Ant 7, Channel Bandwidth: 30 MHz

NR n78 SCS 30 kHz 30M					
Modulation	RB Size	RB Offset	Measurement Conducted Power (dBm)		
			CH 631000	CH 633334	CH 635666
			3465 MHz	3500.01 MHz	3534.99 MHz
DFT-S BPSK	1	1	21.23	21.24	21.29
DFT-S QPSK	1	1	21.29	21.37	21.41
	1	39	20.91	20.84	20.95
	1	76	21.31	21.13	21.08
	36	0	20.21	20.31	20.27
	36	21	21.20	21.32	21.33
	36	42	20.00	19.97	20.03
	75	0	20.27	20.32	20.27
DFT-S 16QAM	1	1	20.30	20.35	20.38
DFT-S 64QAM	1	1	18.37	18.34	18.50
DFT-S 256QAM	1	1	16.81	16.69	16.58
CP QPSK	1	1	19.75	19.78	19.78

Output Power					
Modulation	Minimum Cond. Power (dBm)	Maximum Cond. Power (dBm)	Minimum EIRP (dBm)	Maximum EIRP (dBm)	EIRP Limit (dBm)
DFT-S BPSK	21.23	21.29	19.23	19.29	30
DFT-S QPSK	19.97	21.41	17.97	19.41	30
DFT-S 16QAM	20.30	20.38	18.30	18.38	30
DFT-S 64QAM	18.34	18.50	16.34	16.50	30
DFT-S 256QAM	16.58	16.81	14.58	14.81	30
CP QPSK	19.75	19.78	17.75	17.78	30

Note: EIRP (dBm) = Cond. Power (dBm) + Antenna Gain (dBi) + Array Gain (if applicable)

NR n78 SCS 30 kHz (3.45 GHz ~ 3.55 GHz) - Ant 7, Channel Bandwidth: 40 MHz

NR n78 SCS 30 kHz 40M					
Modulation	RB Size	RB Offset	Measurement Conducted Power (dBm)		
			CH 631334	CH 633334	CH 635332
			3470.01 MHz	3500.01 MHz	3529.98 MHz
DFT-S BPSK	1	1	21.23	21.27	21.25
DFT-S QPSK	1	1	21.29	21.46	21.40
	1	53	20.88	20.90	20.99
	1	104	21.27	21.13	21.07
	50	0	20.27	20.27	20.18
	50	28	21.11	21.33	21.22
	50	56	20.00	20.07	19.99
	100	0	20.20	20.32	20.35
DFT-S 16QAM	1	1	20.31	20.39	20.42
DFT-S 64QAM	1	1	18.43	18.46	18.55
DFT-S 256QAM	1	1	16.77	16.73	16.56
CP QPSK	1	1	19.81	19.84	19.70

Output Power					
Modulation	Minimum Cond. Power (dBm)	Maximum Cond. Power (dBm)	Minimum EIRP (dBm)	Maximum EIRP (dBm)	EIRP Limit (dBm)
DFT-S BPSK	21.23	21.27	19.23	19.27	30
DFT-S QPSK	19.99	21.46	17.99	19.46	30
DFT-S 16QAM	20.31	20.42	18.31	18.42	30
DFT-S 64QAM	18.43	18.55	16.43	16.55	30
DFT-S 256QAM	16.56	16.77	14.56	14.77	30
CP QPSK	19.7	19.84	17.7	17.84	30

Note: EIRP (dBm) = Cond. Power (dBm) + Antenna Gain (dBi) + Array Gain (if applicable)

NR n78 SCS 30 kHz (3.45 GHz ~ 3.55 GHz) - Ant 7, Channel Bandwidth: 50 MHz

NR n78 SCS 30 kHz 50M					
Modulation	RB Size	RB Offset	Measurement Conducted Power (dBm)		
			CH 631668	CH 633334	CH 635000
			3475.02 MHz	3500.01 MHz	3525 MHz
DFT-S BPSK	1	1	21.26	21.36	21.37
DFT-S QPSK	1	1	21.34	21.47	21.48
	1	67	20.87	21.00	21.00
	1	131	21.28	21.15	21.14
	64	0	20.34	20.35	20.36
	64	35	21.23	21.31	21.32
	64	69	20.16	20.09	20.08
	128	0	20.29	20.34	20.29
DFT-S 16QAM	1	1	20.43	20.49	20.35
DFT-S 64QAM	1	1	18.49	18.45	18.55
DFT-S 256QAM	1	1	16.66	16.71	16.71
CP QPSK	1	1	19.89	19.82	19.83

Output Power					
Modulation	Minimum Cond. Power (dBm)	Maximum Cond. Power (dBm)	Minimum EIRP (dBm)	Maximum EIRP (dBm)	EIRP Limit (dBm)
DFT-S BPSK	21.26	21.37	19.26	19.37	30
DFT-S QPSK	20.08	21.48	18.08	19.48	30
DFT-S 16QAM	20.35	20.49	18.35	18.49	30
DFT-S 64QAM	18.45	18.55	16.45	16.55	30
DFT-S 256QAM	16.66	16.71	14.66	14.71	30
CP QPSK	19.82	19.89	17.82	17.89	30

Note: EIRP (dBm) = Cond. Power (dBm) + Antenna Gain (dBi) + Array Gain (if applicable)

NR n78 SCS 30 kHz (3.45 GHz ~ 3.55 GHz) - Ant 7, Channel Bandwidth: 60 MHz

NR n78 SCS 30 kHz 60M					
Modulation	RB Size	RB Offset	Measurement Conducted Power (dBm)		
			CH 632000	CH 633334	CH 634666
			3480 MHz	3500.01 MHz	3519.99 MHz
DFT-S BPSK	1	1	21.39	21.40	21.30
DFT-S QPSK	1	1	21.40	21.53	21.41
	1	81	21.00	21.01	20.96
	1	160	21.34	21.38	21.25
	81	0	20.35	20.33	20.38
	81	41	21.31	21.37	21.32
	81	81	20.14	20.13	20.21
	162	0	20.43	20.46	20.28
DFT-S 16QAM	1	1	20.38	20.52	20.40
DFT-S 64QAM	1	1	18.50	18.54	18.53
DFT-S 256QAM	1	1	16.78	16.86	16.80
CP QPSK	1	1	19.86	19.90	19.80

Output Power					
Modulation	Minimum Cond. Power (dBm)	Maximum Cond. Power (dBm)	Minimum EIRP (dBm)	Maximum EIRP (dBm)	EIRP Limit (dBm)
DFT-S BPSK	21.3	21.4	19.3	19.4	30
DFT-S QPSK	20.13	21.53	18.13	19.53	30
DFT-S 16QAM	20.38	20.52	18.38	18.52	30
DFT-S 64QAM	18.5	18.54	16.5	16.54	30
DFT-S 256QAM	16.78	16.86	14.78	14.86	30
CP QPSK	19.8	19.9	17.8	17.9	30

Note: EIRP (dBm) = Cond. Power (dBm) + Antenna Gain (dBi) + Array Gain (if applicable)

NR n78 SCS 30 kHz (3.45 GHz ~ 3.55 GHz) - Ant 7, Channel Bandwidth: 70 MHz

NR n78 SCS 30 kHz 70M					
Modulation	RB Size	RB Offset	Measurement Conducted Power (dBm)		
			CH 632334	CH 633332	CH 634332
			3485.01 MHz	3499.98 MHz	3514.98 MHz
DFT-S BPSK	1	1	21.36	21.41	21.27
DFT-S QPSK	1	1	21.42	21.53	21.50
	1	81	21.05	21.05	20.98
	1	160	21.41	21.38	21.21
	81	0	20.30	20.43	20.38
	81	41	21.26	21.44	21.21
	81	81	20.21	20.22	20.14
	162	0	20.33	20.41	20.28
DFT-S 16QAM	1	1	20.41	20.63	20.48
DFT-S 64QAM	1	1	18.53	18.53	18.43
DFT-S 256QAM	1	1	16.84	16.79	16.71
CP QPSK	1	1	19.78	19.90	19.85

Output Power					
Modulation	Minimum Cond. Power (dBm)	Maximum Cond. Power (dBm)	Minimum EIRP (dBm)	Maximum EIRP (dBm)	EIRP Limit (dBm)
DFT-S BPSK	21.27	21.41	19.27	19.41	30
DFT-S QPSK	20.14	21.53	18.14	19.53	30
DFT-S 16QAM	20.41	20.63	18.41	18.63	30
DFT-S 64QAM	18.43	18.53	16.43	16.53	30
DFT-S 256QAM	16.71	16.84	14.71	14.84	30
CP QPSK	19.78	19.9	17.78	17.9	30

Note: EIRP (dBm) = Cond. Power (dBm) + Antenna Gain (dBi) + Array Gain (if applicable)

NR n78 SCS 30 kHz (3.45 GHz ~ 3.55 GHz) - Ant 7, Channel Bandwidth: 80 MHz

NR n78 SCS 30 kHz 80M					
Modulation	RB Size	RB Offset	Measurement Conducted Power (dBm)		
			CH 632668	CH 633334	CH 634000
			3490.02 MHz	3500.01 MHz	3510 MHz
DFT-S BPSK	1	1	21.40	21.47	21.36
DFT-S QPSK	1	1	21.49	21.61	21.51
	1	109	21.11	21.11	21.02
	1	215	21.35	21.33	21.35
	108	0	20.44	20.39	20.41
	108	55	21.40	21.38	21.32
	108	109	20.19	20.24	20.17
	216	0	20.35	20.41	20.35
DFT-S 16QAM	1	1	20.55	20.64	20.51
DFT-S 64QAM	1	1	18.57	18.59	18.50
DFT-S 256QAM	1	1	16.42	16.42	16.40
CP QPSK	1	1	19.77	19.85	19.69

Output Power					
Modulation	Minimum Cond. Power (dBm)	Maximum Cond. Power (dBm)	Minimum EIRP (dBm)	Maximum EIRP (dBm)	EIRP Limit (dBm)
DFT-S BPSK	21.36	21.47	19.36	19.47	30
DFT-S QPSK	20.17	21.61	18.17	19.61	30
DFT-S 16QAM	20.51	20.64	18.51	18.64	30
DFT-S 64QAM	18.5	18.59	16.5	16.59	30
DFT-S 256QAM	16.4	16.42	14.4	14.42	30
CP QPSK	19.69	19.85	17.69	17.85	30

Note: EIRP (dBm) = Cond. Power (dBm) + Antenna Gain (dBi) + Array Gain (if applicable)

NR n78 SCS 30 kHz (3.45 GHz ~ 3.55 GHz) - Ant 7, Channel Bandwidth: 90 MHz

NR n78 SCS 30 kHz 90M					
Modulation	RB Size	RB Offset	Measurement Conducted Power (dBm)		
			CH 633000	CH 633332	CH 633666
			3495 MHz	3499.98 MHz	3504.99 MHz
DFT-S BPSK	1	1	21.46	21.56	21.43
DFT-S QPSK	1	1	21.55	21.65	21.54
	1	109	21.11	21.15	21.09
	1	215	21.41	21.43	21.37
	108	0	20.47	20.47	20.44
	108	55	21.41	21.46	21.35
	108	109	20.26	20.27	20.25
	216	0	20.43	20.50	20.39
DFT-S 16QAM	1	1	20.62	20.64	20.61
DFT-S 64QAM	1	1	18.61	18.64	18.60
DFT-S 256QAM	1	1	16.47	16.48	16.41
CP QPSK	1	1	19.79	19.85	19.76

Output Power					
Modulation	Minimum Cond. Power (dBm)	Maximum Cond. Power (dBm)	Minimum EIRP (dBm)	Maximum EIRP (dBm)	EIRP Limit (dBm)
DFT-S BPSK	21.43	21.56	19.43	19.56	30
DFT-S QPSK	20.25	21.65	18.25	19.65	30
DFT-S 16QAM	20.61	20.64	18.61	18.64	30
DFT-S 64QAM	18.6	18.64	16.6	16.64	30
DFT-S 256QAM	16.41	16.48	14.41	14.48	30
CP QPSK	19.76	19.85	17.76	17.85	30

Note: EIRP (dBm) = Cond. Power (dBm) + Antenna Gain (dBi) + Array Gain (if applicable)

NR n78 SCS 30 kHz (3.45 GHz ~ 3.55 GHz) - Ant 7, Channel Bandwidth: 100 MHz

NR n78 SCS 30 kHz 100M			
Modulation	RB Size	RB Offset	Measurement Conducted Power (dBm)
			CH 633334
			3500.01 MHz
DFT-S BPSK	1	1	21.62
DFT-S QPSK	1	1	21.73
	1	137	21.21
	1	271	21.53
	135	0	20.48
	135	69	21.56
	135	138	20.28
	270	0	20.57
DFT-S 16QAM	1	1	20.73
DFT-S 64QAM	1	1	18.69
DFT-S 256QAM	1	1	16.56
CP QPSK	1	1	19.91

Output Power					
Modulation	Minimum Cond. Power (dBm)	Maximum Cond. Power (dBm)	Minimum EIRP (dBm)	Maximum EIRP (dBm)	EIRP Limit (dBm)
DFT-S BPSK	21.62	21.62	19.62	19.62	30
DFT-S QPSK	20.28	21.73	18.28	19.73	30
DFT-S 16QAM	20.73	20.73	18.73	18.73	30
DFT-S 64QAM	18.69	18.69	16.69	16.69	30
DFT-S 256QAM	16.56	16.56	14.56	14.56	30
CP QPSK	19.91	19.91	17.91	17.91	30

Note: EIRP (dBm) = Cond. Power (dBm) + Antenna Gain (dBi) + Array Gain (if applicable)

NR n78 SCS 30 kHz (3.45 GHz ~ 3.55 GHz) - MIMO, Channel Bandwidth: 20 MHz

Modulation	RB Size	RB Offset	Measurement Conducted Power (dBm)								
			CH 630668			CH 633334			CH 636000		
			3460.02 MHz			3500.01 MHz			3540 MHz		
			TX 1	TX 2	Total	TX 1	TX 2	Total	TX 1	TX 2	Total
QPSK	1	1	18.78	19.05	21.93	18.84	19.07	21.97	18.83	18.84	21.85
	1	11	18.60	18.74	21.68	18.84	19.04	21.95	18.77	18.97	21.88
	1	22	18.89	19.10	22.01	18.99	19.08	22.05	18.86	19.09	21.99
	12	0	18.02	18.21	21.13	18.08	18.28	21.19	18.09	18.25	21.18
	12	6	19.03	19.23	22.14	19.09	19.20	22.16	19.09	19.25	22.18
	12	12	17.91	18.13	21.03	17.97	18.13	21.06	17.93	18.19	21.07
	24	0	17.92	18.11	21.03	17.90	18.14	21.03	17.93	18.20	21.08
16QAM	1	1	17.97	18.13	21.06	17.98	18.16	21.08	17.96	18.11	21.05
64QAM	1	1	16.64	16.88	19.77	16.70	16.83	19.78	16.68	16.80	19.75
256QAM	1	1	14.55	14.77	17.67	14.54	14.76	17.66	14.50	14.75	17.64

Output Power					
Modulation	Minimum Cond. Power (dBm)	Maximum Cond. Power (dBm)	Minimum EIRP (dBm)	Maximum EIRP (dBm)	EIRP Limit (dBm)
QPSK	21.03	22.18	22.04	23.19	30
16QAM	21.05	21.08	22.06	22.09	30
64QAM	19.75	19.78	20.76	20.79	30
256QAM	17.64	17.67	18.65	18.68	30

Note: EIRP (dBm) = Cond. Power (dBm) + Antenna Gain (dBi) + Array Gain (if applicable)

NR n78 SCS 30 kHz (3.45 GHz ~ 3.55 GHz) - MIMO, Channel Bandwidth: 30 MHz

Modulation	RB Size	RB Offset	Measurement Conducted Power (dBm)								
			CH 631000			CH 633334			CH 635666		
			3465 MHz			3500.01 MHz			3534.99 MHz		
			TX 1	TX 2	Total	TX 1	TX 2	Total	TX 1	TX 2	Total
QPSK	1	1	18.78	19.15	21.98	18.82	19.05	21.95	18.87	18.89	21.89
	1	11	18.72	18.88	21.81	18.82	19.07	21.96	18.86	19.03	21.96
	1	22	18.92	19.17	22.06	19.07	19.16	22.13	18.91	19.06	22.00
	12	0	18.09	18.20	21.16	18.04	18.30	21.18	18.03	18.20	21.13
	12	6	19.07	19.23	22.16	19.10	19.27	22.20	19.09	19.26	22.19
	12	12	17.91	18.15	21.04	17.99	18.14	21.08	17.97	18.17	21.08
	24	0	17.92	18.16	21.05	17.96	18.20	21.09	17.99	18.12	21.07
16QAM	1	1	17.92	18.13	21.04	17.98	18.19	21.10	17.98	18.11	21.06
64QAM	1	1	16.70	16.89	19.81	16.61	16.82	19.73	16.64	16.85	19.76
256QAM	1	1	14.55	14.73	17.65	14.55	14.76	17.67	14.58	14.73	17.67

Output Power					
Modulation	Minimum Cond. Power (dBm)	Maximum Cond. Power (dBm)	Minimum EIRP (dBm)	Maximum EIRP (dBm)	EIRP Limit (dBm)
QPSK	21.04	22.20	22.05	23.21	30
16QAM	21.04	21.10	22.05	22.11	30
64QAM	19.73	19.81	20.74	20.82	30
256QAM	17.65	17.67	18.66	18.68	30

Note: EIRP (dBm) = Cond. Power (dBm) + Antenna Gain (dBi) + Array Gain (if applicable)

NR n78 SCS 30 kHz (3.45 GHz ~ 3.55 GHz) - MIMO, Channel Bandwidth: 40 MHz

Modulation	RB Size	RB Offset	Measurement Conducted Power (dBm)								
			CH 631334			CH 633334			CH 635332		
			3470.01 MHz			3500.01 MHz			3529.98 MHz		
			TX 1	TX 2	Total	TX 1	TX 2	Total	TX 1	TX 2	Total
QPSK	1	1	18.94	19.15	22.06	18.88	19.13	22.02	18.89	19.11	22.01
	1	11	18.81	19.00	21.92	18.91	19.12	22.03	18.88	19.14	22.02
	1	22	18.93	19.29	22.12	19.06	19.15	22.12	18.81	19.07	21.95
	12	0	18.06	18.23	21.16	18.06	18.25	21.17	18.05	18.22	21.15
	12	6	19.06	19.26	22.17	19.09	19.24	22.18	19.01	19.27	22.15
	12	12	17.90	18.16	21.04	17.92	18.16	21.05	17.99	18.11	21.06
	24	0	17.92	18.13	21.04	17.98	18.14	21.07	17.97	18.18	21.09
16QAM	1	1	17.94	18.16	21.06	17.91	18.13	21.03	17.93	18.14	21.05
64QAM	1	1	16.70	16.84	19.78	16.63	16.82	19.74	16.64	16.88	19.77
256QAM	1	1	14.57	14.71	17.65	14.52	14.78	17.66	14.52	14.70	17.62

Output Power					
Modulation	Minimum Cond. Power (dBm)	Maximum Cond. Power (dBm)	Minimum EIRP (dBm)	Maximum EIRP (dBm)	EIRP Limit (dBm)
QPSK	21.04	22.18	22.05	23.19	30
16QAM	21.03	21.06	22.04	22.07	30
64QAM	19.74	19.78	20.75	20.79	30
256QAM	17.62	17.66	18.63	18.67	30

Note: EIRP (dBm) = Cond. Power (dBm) + Antenna Gain (dBi) + Array Gain (if applicable)

NR n78 SCS 30 kHz (3.45 GHz ~ 3.55 GHz) - MIMO, Channel Bandwidth: 50 MHz

Modulation	RB Size	RB Offset	Measurement Conducted Power (dBm)								
			CH 631668			CH 633334			CH 635000		
			3475.02 MHz			3500.01 MHz			3525 MHz		
			TX 1	TX 2	Total	TX 1	TX 2	Total	TX 1	TX 2	Total
QPSK	1	1	18.87	19.20	22.05	18.92	19.09	22.02	18.89	19.10	22.01
	1	11	18.86	19.00	21.94	18.80	19.08	21.95	18.90	18.98	21.95
	1	22	19.06	19.19	22.14	19.12	19.13	22.14	18.95	19.17	22.07
	12	0	18.10	18.28	21.20	18.08	18.22	21.16	18.05	18.23	21.15
	12	6	19.05	19.24	22.16	19.04	19.21	22.14	19.08	19.28	22.19
	12	12	17.91	18.15	21.04	17.94	18.11	21.04	17.95	18.10	21.04
	24	0	17.94	18.17	21.07	17.96	18.12	21.05	17.97	18.17	21.08
16QAM	1	1	17.92	18.19	21.07	17.95	18.11	21.04	17.91	18.17	21.05
64QAM	1	1	16.63	16.82	19.74	16.68	16.82	19.76	16.65	16.83	19.75
256QAM	1	1	14.56	14.71	17.65	14.58	14.76	17.68	14.54	14.79	17.68

Output Power					
Modulation	Minimum Cond. Power (dBm)	Maximum Cond. Power (dBm)	Minimum EIRP (dBm)	Maximum EIRP (dBm)	EIRP Limit (dBm)
QPSK	21.04	22.19	22.05	23.20	30
16QAM	21.04	21.07	22.05	22.08	30
64QAM	19.74	19.76	20.75	20.77	30
256QAM	17.65	17.68	18.66	18.69	30

Note: EIRP (dBm) = Cond. Power (dBm) + Antenna Gain (dBi) + Array Gain (if applicable)

NR n78 SCS 30 kHz (3.45 GHz ~ 3.55 GHz) - MIMO, Channel Bandwidth: 60 MHz

Modulation	RB Size	RB Offset	Measurement Conducted Power (dBm)								
			CH 632000			CH 633334			CH 634666		
			3480 MHz			3500.01 MHz			3519.99 MHz		
			TX 1	TX 2	Total	TX 1	TX 2	Total	TX 1	TX 2	Total
QPSK	1	1	18.89	19.23	22.07	18.99	19.19	22.10	18.90	19.11	22.02
	1	11	18.89	18.99	21.95	18.89	19.10	22.01	18.94	19.17	22.07
	1	22	19.05	19.32	22.20	19.10	19.19	22.16	18.95	19.17	22.07
	12	0	18.04	18.25	21.16	18.07	18.21	21.15	18.06	18.30	21.19
	12	6	19.05	19.28	22.18	19.03	19.22	22.14	19.01	19.28	22.16
	12	12	17.95	18.14	21.06	17.92	18.10	21.02	17.93	18.12	21.04
	24	0	17.93	18.15	21.05	17.92	18.12	21.03	17.91	18.18	21.06
16QAM	1	1	17.92	18.19	21.07	18.00	18.17	21.10	17.94	18.14	21.05
64QAM	1	1	16.62	16.85	19.75	16.60	16.83	19.73	16.67	16.89	19.79
256QAM	1	1	14.60	14.71	17.67	14.55	14.77	17.67	14.51	14.75	17.64

Output Power					
Modulation	Minimum Cond. Power (dBm)	Maximum Cond. Power (dBm)	Minimum EIRP (dBm)	Maximum EIRP (dBm)	EIRP Limit (dBm)
QPSK	21.02	22.20	22.03	23.21	30
16QAM	21.05	21.10	22.06	22.11	30
64QAM	19.73	19.79	20.74	20.80	30
256QAM	17.64	17.67	18.65	18.68	30

Note: EIRP (dBm) = Cond. Power (dBm) + Antenna Gain (dBi) + Array Gain (if applicable)

NR n78 SCS 30 kHz (3.45 GHz ~ 3.55 GHz) - MIMO, Channel Bandwidth: 70 MHz

Modulation	RB Size	RB Offset	Measurement Conducted Power (dBm)								
			CH 632334			CH 633334			CH 634332		
			3485.01 MHz			3500.01 MHz			3514.98 MHz		
			TX 1	TX 2	Total	TX 1	TX 2	Total	TX 1	TX 2	Total
QPSK	1	1	18.98	19.27	22.14	19.01	19.38	22.21	18.98	19.17	22.09
	1	11	19.00	19.10	22.06	18.96	19.23	22.11	18.87	19.15	22.02
	1	22	19.13	19.24	22.20	19.09	19.26	22.19	18.98	19.17	22.09
	12	0	18.01	18.27	21.15	18.05	18.20	21.14	18.07	18.23	21.16
	12	6	19.02	19.29	22.17	19.08	19.26	22.18	19.04	19.22	22.14
	12	12	17.96	18.18	21.08	18.00	18.11	21.07	17.92	18.13	21.04
	24	0	17.97	18.18	21.09	17.97	18.17	21.08	17.97	18.17	21.08
16QAM	1	1	17.98	18.20	21.10	17.91	18.13	21.03	17.97	18.13	21.06
64QAM	1	1	16.63	16.82	19.74	16.63	16.90	19.78	16.61	16.89	19.76
256QAM	1	1	14.51	14.72	17.63	14.57	14.79	17.69	14.57	14.74	17.67

Output Power					
Modulation	Minimum Cond. Power (dBm)	Maximum Cond. Power (dBm)	Minimum EIRP (dBm)	Maximum EIRP (dBm)	EIRP Limit (dBm)
QPSK	21.04	22.21	22.05	23.22	30
16QAM	21.03	21.10	22.04	22.11	30
64QAM	19.74	19.78	20.75	20.79	30
256QAM	17.63	17.69	18.64	18.70	30

Note: EIRP (dBm) = Cond. Power (dBm) + Antenna Gain (dBi) + Array Gain (if applicable)

NR n78 SCS 30 kHz (3.45 GHz ~ 3.55 GHz) - MIMO, Channel Bandwidth: 80 MHz

Modulation	RB Size	RB Offset	Measurement Conducted Power (dBm)								
			CH 632668			CH 633334			CH 634000		
			3490.02 MHz			3500.01 MHz			3510 MHz		
			TX 1	TX 2	Total	TX 1	TX 2	Total	TX 1	TX 2	Total
QPSK	1	1	18.98	19.26	22.13	19.11	19.20	22.17	18.94	19.17	22.07
	1	11	18.97	19.17	22.08	18.97	19.22	22.11	18.96	19.08	22.03
	1	22	19.00	19.28	22.15	19.09	19.28	22.20	19.04	19.19	22.13
	12	0	18.02	18.24	21.14	18.07	18.22	21.16	18.07	18.30	21.20
	12	6	19.04	19.21	22.14	19.10	19.29	22.21	19.05	19.21	22.14
	12	12	17.97	18.18	21.09	17.99	18.15	21.08	17.96	18.11	21.05
	24	0	17.97	18.12	21.06	17.93	18.12	21.04	17.95	18.16	21.07
16QAM	1	1	17.93	18.12	21.04	17.99	18.12	21.07	17.94	18.16	21.06
64QAM	1	1	16.69	16.83	19.77	16.63	16.80	19.73	16.65	16.83	19.75
256QAM	1	1	14.56	14.71	17.65	14.59	14.71	17.66	14.56	14.75	17.67

Output Power					
Modulation	Minimum Cond. Power (dBm)	Maximum Cond. Power (dBm)	Minimum EIRP (dBm)	Maximum EIRP (dBm)	EIRP Limit (dBm)
QPSK	21.04	22.21	22.05	23.22	30
16QAM	21.04	21.07	22.05	22.08	30
64QAM	19.73	19.77	20.74	20.78	30
256QAM	17.65	17.67	18.66	18.68	30

Note: EIRP (dBm) = Cond. Power (dBm) + Antenna Gain (dBi) + Array Gain (if applicable)

NR n78 SCS 30 kHz (3.45 GHz ~ 3.55 GHz) - MIMO, Channel Bandwidth: 90 MHz

Modulation	RB Size	RB Offset	Measurement Conducted Power (dBm)								
			CH 633000			CH 633334			CH 633666		
			3495 MHz			3500.01 MHz			3504.99 MHz		
			TX 1	TX 2	Total	TX 1	TX 2	Total	TX 1	TX 2	Total
QPSK	1	1	18.99	19.29	22.15	19.13	19.36	22.26	19.05	19.15	22.11
	1	11	19.02	19.16	22.10	19.04	19.25	22.16	18.95	19.17	22.07
	1	22	19.12	19.33	22.24	19.17	19.25	22.22	19.03	19.30	22.18
	12	0	18.10	18.21	21.17	18.07	18.25	21.17	18.06	18.28	21.18
	12	6	19.02	19.23	22.14	19.03	19.29	22.17	19.03	19.22	22.14
	12	12	17.95	18.14	21.06	17.93	18.19	21.07	17.91	18.11	21.02
	24	0	17.95	18.12	21.05	17.92	18.17	21.06	17.99	18.18	21.10
16QAM	1	1	17.96	18.20	21.09	17.93	18.19	21.07	18.00	18.14	21.08
64QAM	1	1	16.62	16.83	19.74	16.65	16.90	19.79	16.67	16.86	19.78
256QAM	1	1	14.58	14.79	17.70	14.56	14.77	17.68	14.60	14.76	17.69

Output Power					
Modulation	Minimum Cond. Power (dBm)	Maximum Cond. Power (dBm)	Minimum EIRP (dBm)	Maximum EIRP (dBm)	EIRP Limit (dBm)
QPSK	21.02	22.26	22.03	23.27	30
16QAM	21.07	21.09	22.08	22.10	30
64QAM	19.74	19.79	20.75	20.80	30
256QAM	17.68	17.70	18.69	18.71	30

Note: EIRP (dBm) = Cond. Power (dBm) + Antenna Gain (dBi) + Array Gain (if applicable)

NR n78 SCS 30 kHz (3.45 GHz ~ 3.55 GHz) - MIMO, Channel Bandwidth: 100 MHz

Modulation	RB Size	RB Offset	Measurement Conducted Power (dBm)		
			CH 633334		
			3500.01 MHz		
			TX 1	TX 2	Total
QPSK	1	1	19.22	19.46	22.35
	1	11	19.15	19.37	22.27
	1	22	19.21	19.38	22.31
	12	0	18.14	18.30	21.23
	12	6	19.21	19.43	22.33
	12	12	18.03	18.29	21.17
	24	0	18.09	18.21	21.16
16QAM	1	1	18.04	18.23	21.15
64QAM	1	1	16.68	16.89	19.80
256QAM	1	1	14.60	14.90	17.76

Output Power					
Modulation	Minimum Cond. Power (dBm)	Maximum Cond. Power (dBm)	Minimum EIRP (dBm)	Maximum EIRP (dBm)	EIRP Limit (dBm)
QPSK	21.16	22.35	22.17	23.36	30
16QAM	21.15	21.15	22.16	22.16	30
64QAM	19.80	19.80	20.81	20.81	30
256QAM	17.76	17.76	18.77	18.77	30

Note: EIRP (dBm) = Cond. Power (dBm) + Antenna Gain (dBi) + Array Gain (if applicable)

7.2 Modulation Characteristics

Input Power:	3.87 Vdc	Environmental Conditions:	22°C, 73% RH	Tested By:	James Yang

7.2.1 NR n2 SCS 15 kHz

NR n2 SCS 15 kHz - Ant 0, Channel Bandwidth: 20 MHz

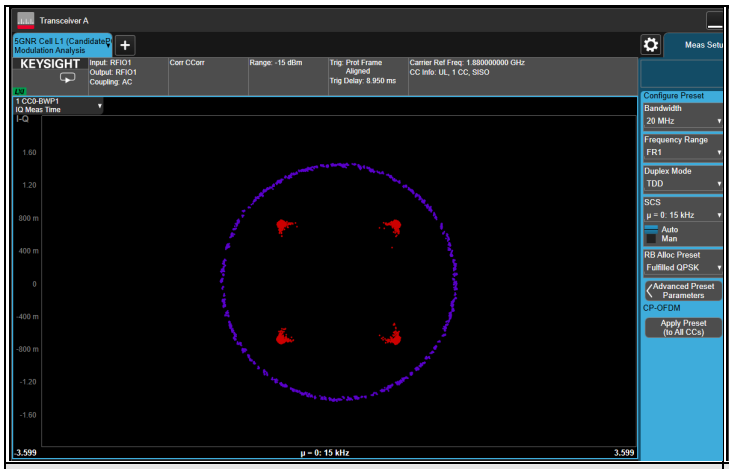

BPSK CH 376000 (1880 MHz)

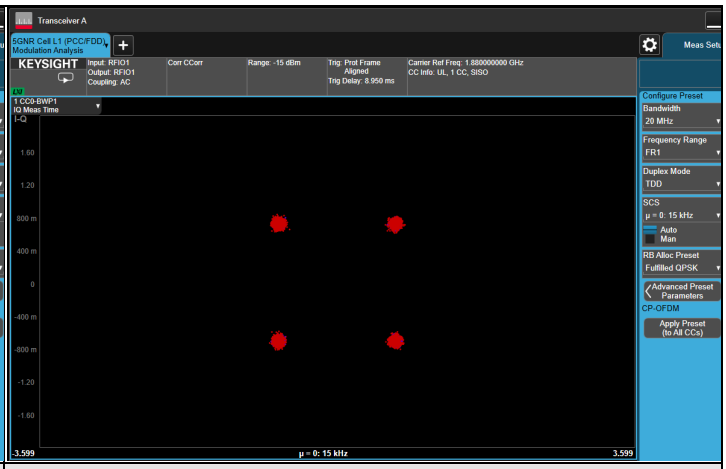

QPSK CH 376000 (1880 MHz)

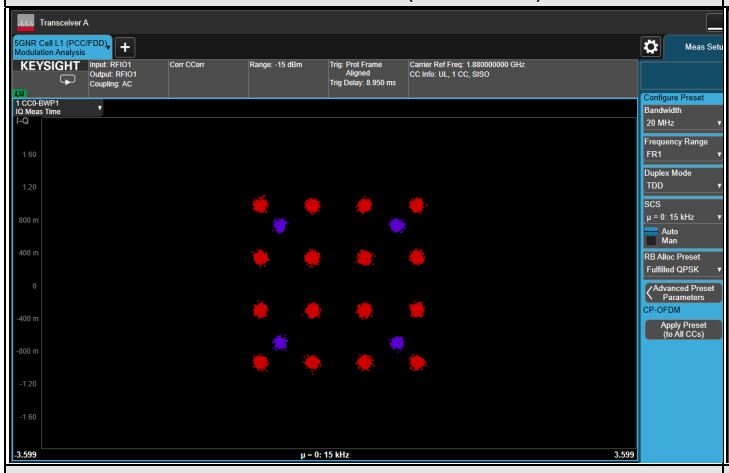

16QAM CH 376000 (1880 MHz)

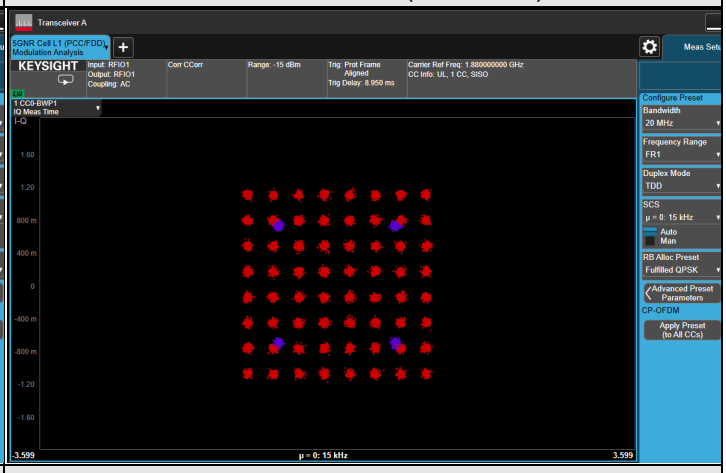

64QAM CH 376000 (1880 MHz)

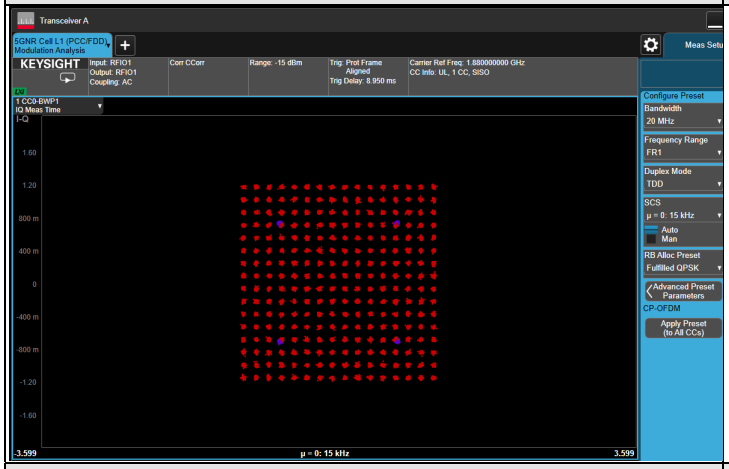

256QAM CH 376000 (1880 MHz)

7.2.2 NR n5 SCS 15 kHz

NR n5 SCS 15 kHz - Ant 0, Channel Bandwidth: 20 MHz

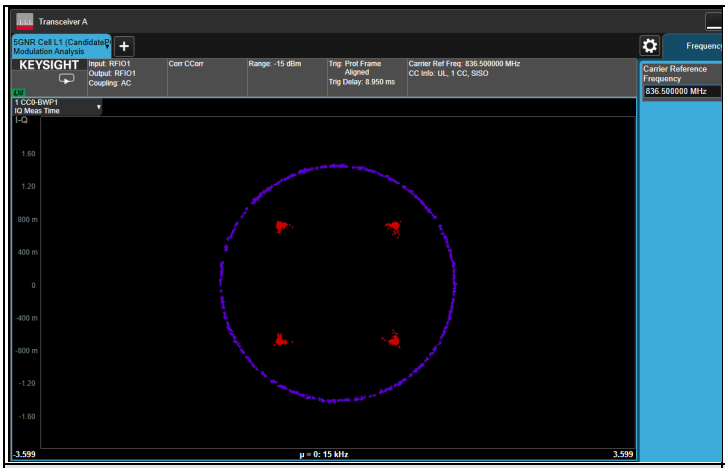

BPSK CH 167300 (836.5 MHz)

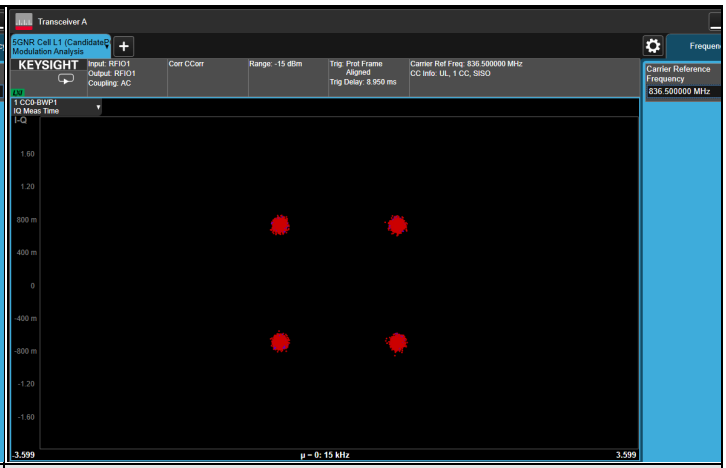

QPSK CH 167300 (836.5 MHz)

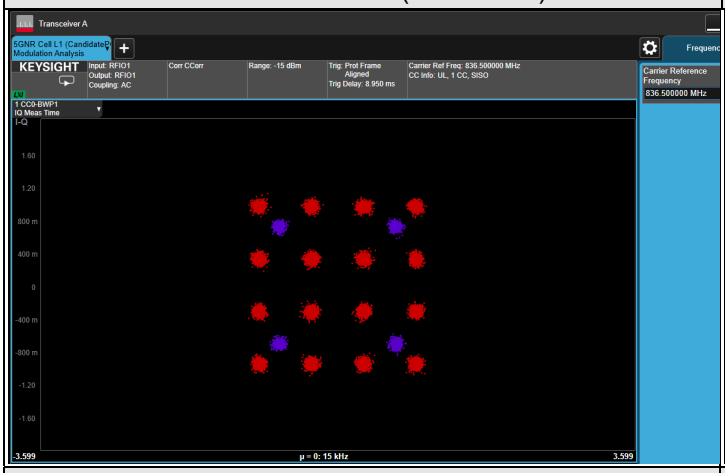

16QAM CH 167300 (836.5 MHz)

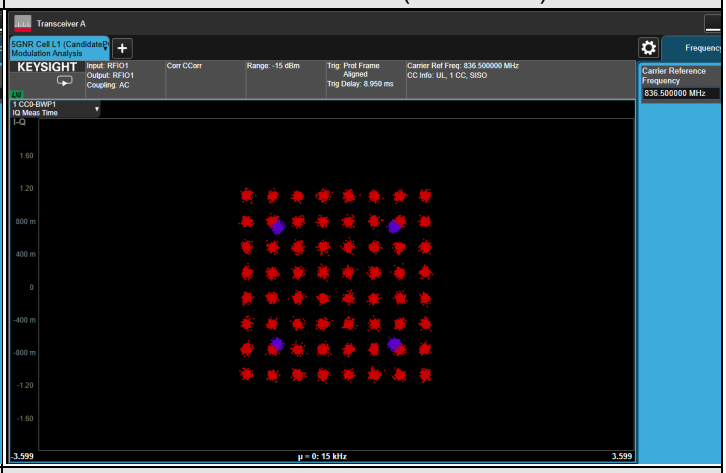

64QAM CH 167300 (836.5 MHz)

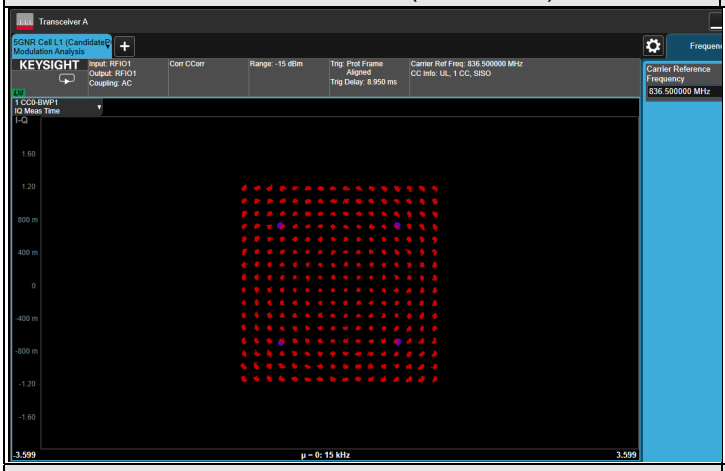

256QAM CH 167300 (836.5 MHz)

7.2.3 NR n7 SCS 15 kHz

NR n7 SCS 15 kHz - Ant 6, Channel Bandwidth: 20 MHz

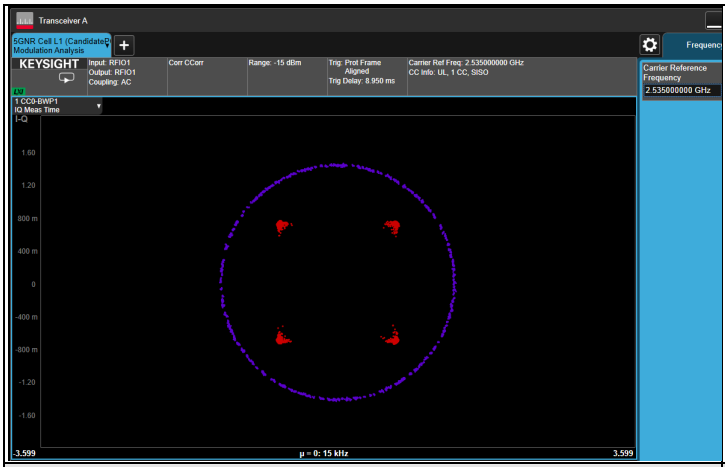

BPSK CH 507000 (2535 MHz)

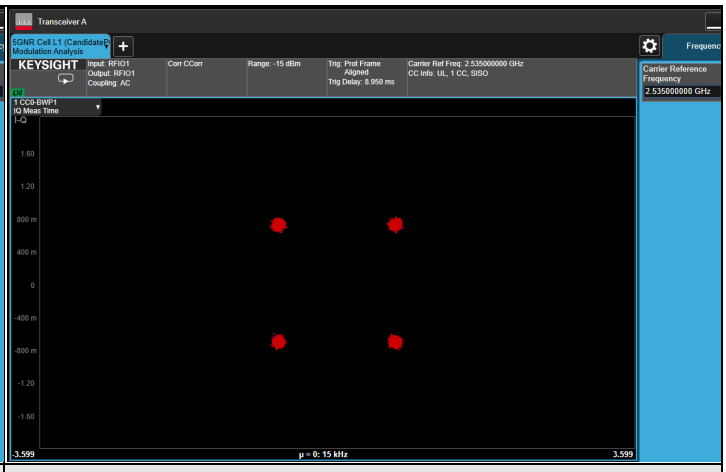

QPSK CH 507000 (2535 MHz)

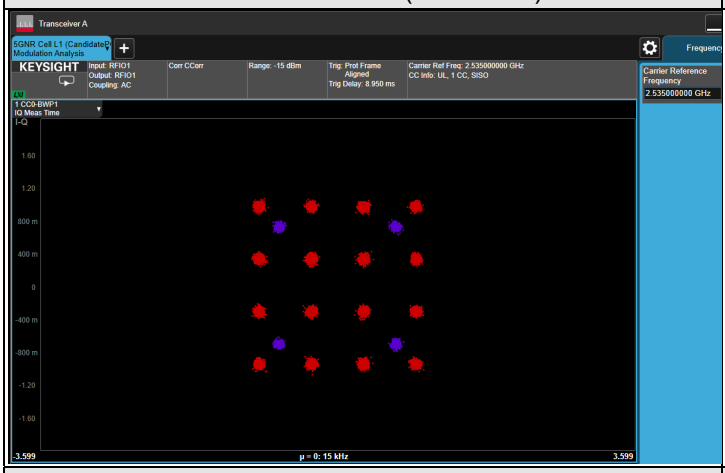

16QAM CH 507000 (2535 MHz)

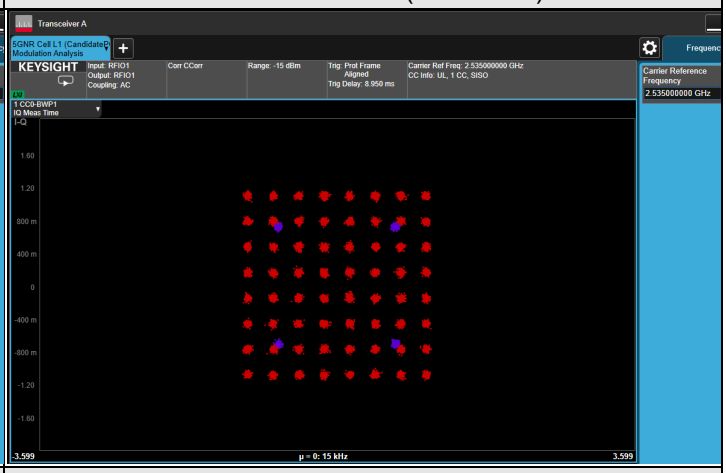

64QAM CH 507000 (2535 MHz)

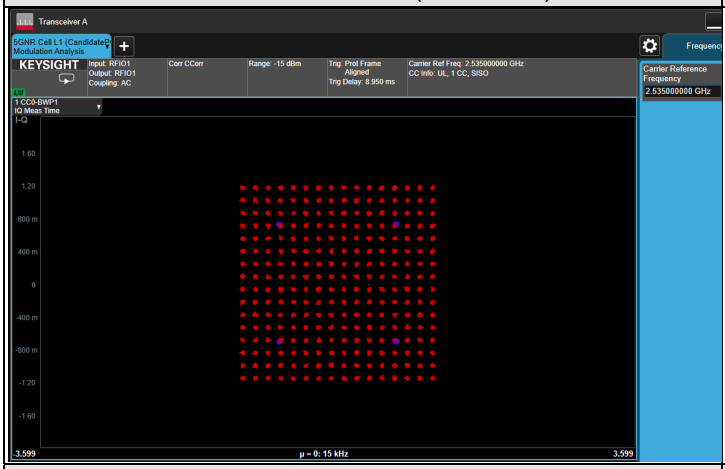

256QAM CH 507000 (2535 MHz)

7.2.4 NR n12 SCS 15 kHz

NR n12 SCS 15 kHz - Ant 0, Channel Bandwidth: 15 MHz

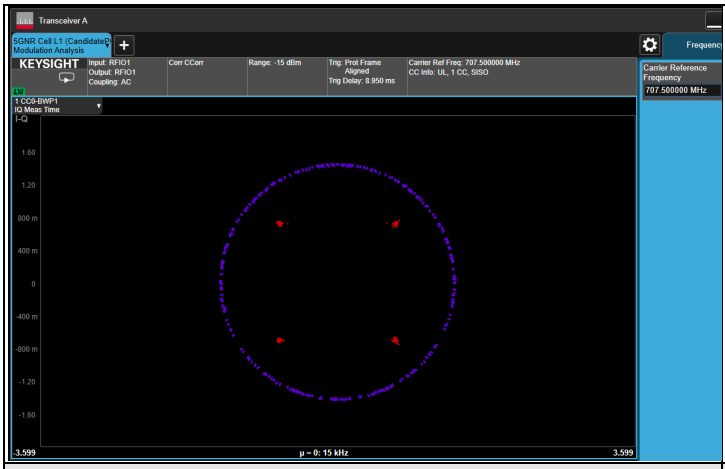

BPSK CH 141500 (707.5 MHz)

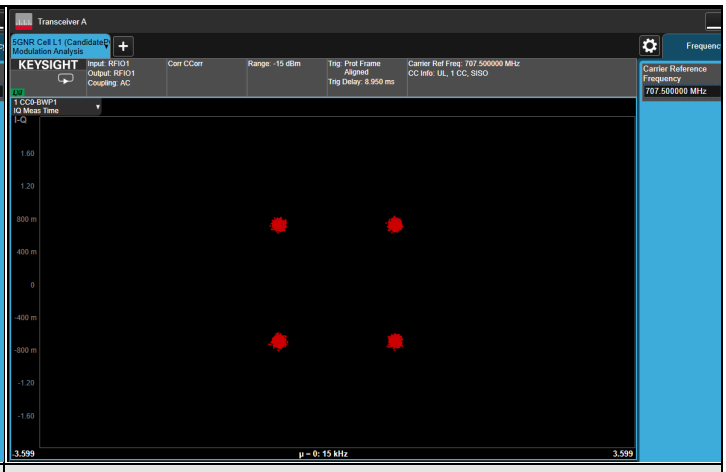

QPSK CH 141500 (707.5 MHz)

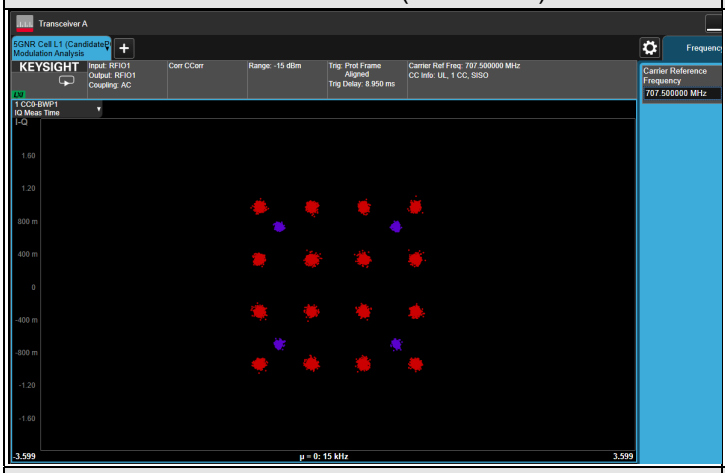

16QAM CH 141500 (707.5 MHz)

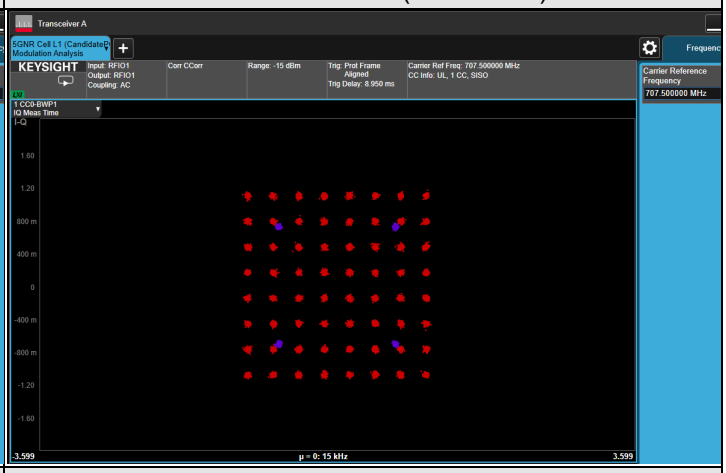

64QAM CH 141500 (707.5 MHz)

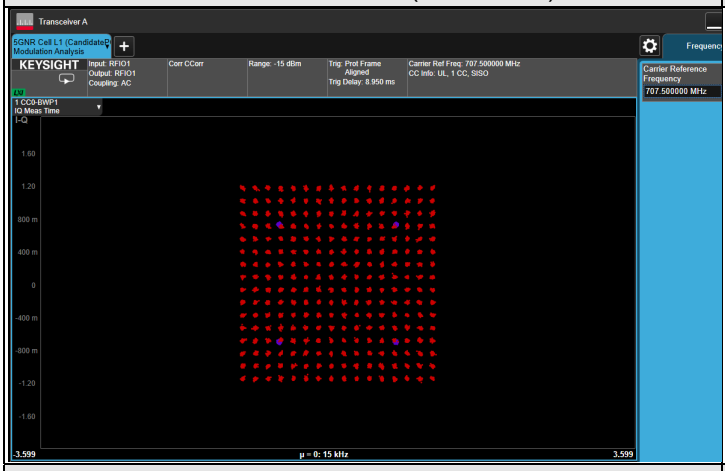

256QAM CH 141500 (707.5 MHz)

7.2.5 NR n14 SCS 15 kHz

NR n14 SCS 15 kHz - Ant 0, Channel Bandwidth: 10 MHz

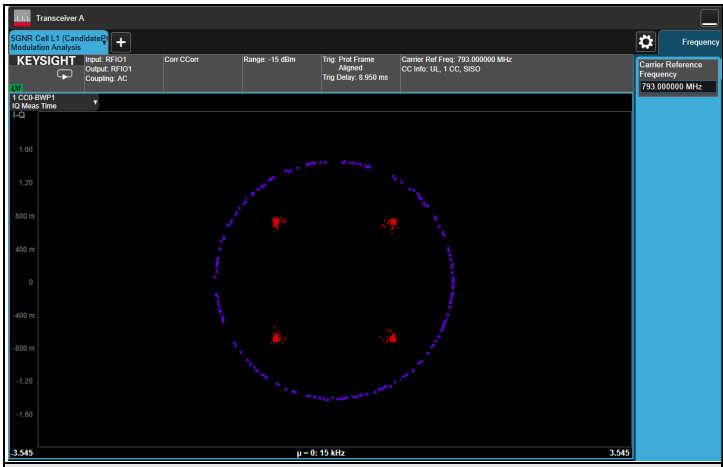

BPSK CH 158600 (793 MHz)

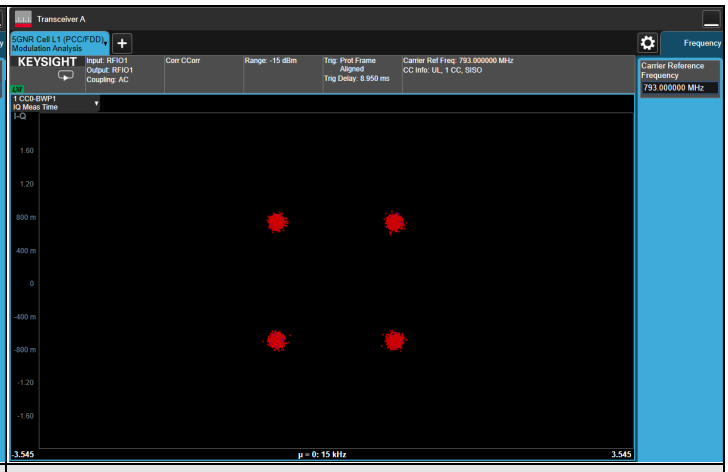

QPSK CH 158600 (793 MHz)

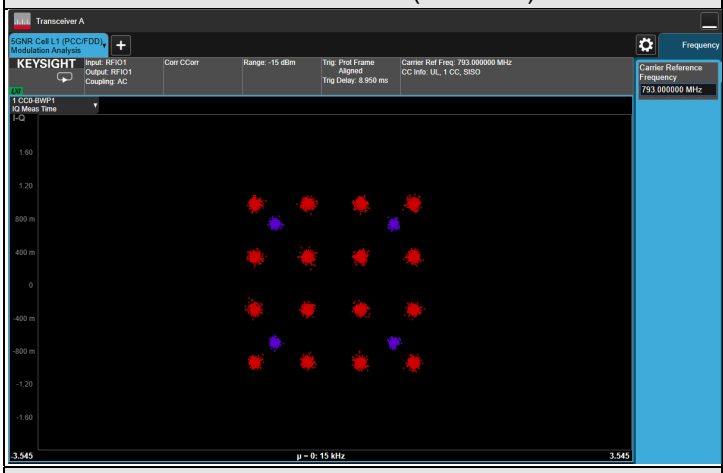

16QAM CH 158600 (793 MHz)

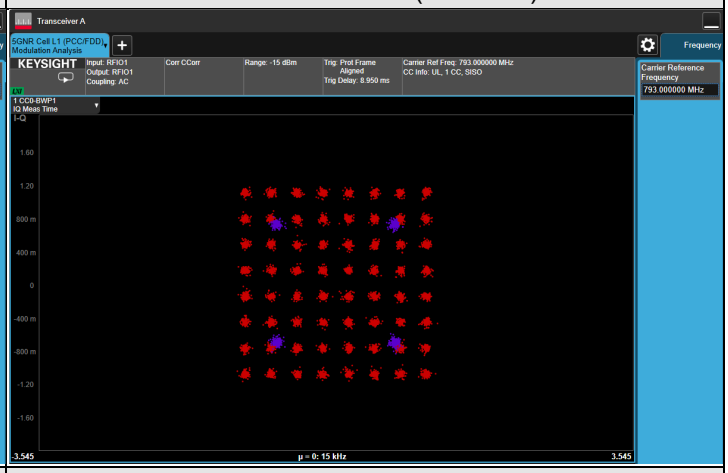

64QAM CH 158600 (793 MHz)

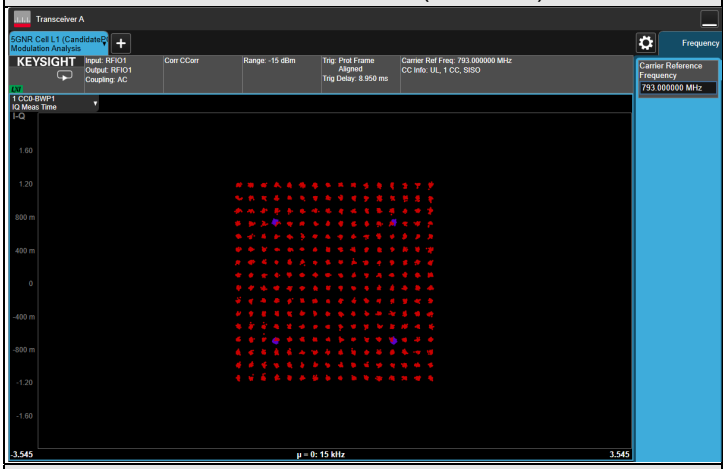

256QAM CH 158600 (793 MHz)

7.2.6 NR n25 SCS 15 kHz

NR n25 SCS 15 kHz - Ant 0, Channel Bandwidth: 20 MHz

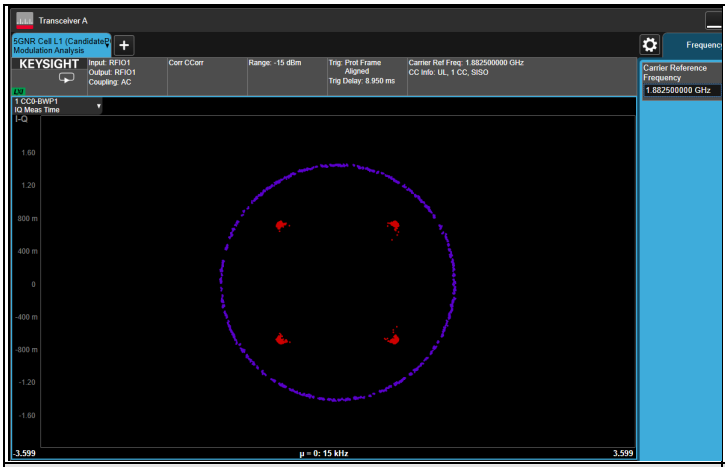

BPSK CH 376500 (1882.5 MHz)

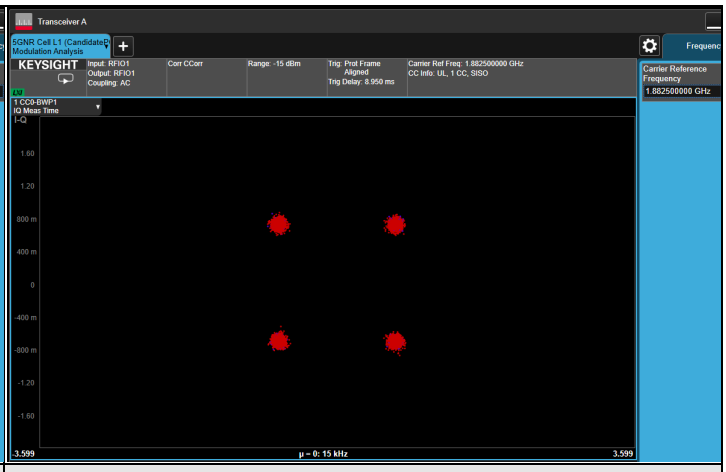

QPSK CH 376500 (1882.5 MHz)

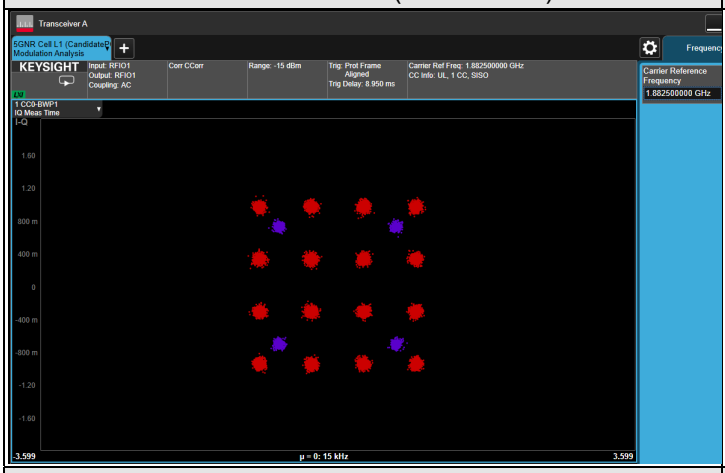

16QAM CH 376500 (1882.5 MHz)

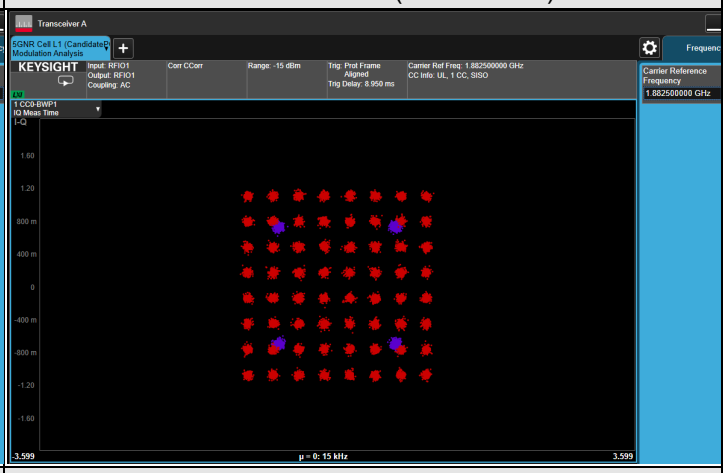

64QAM CH 376500 (1882.5 MHz)

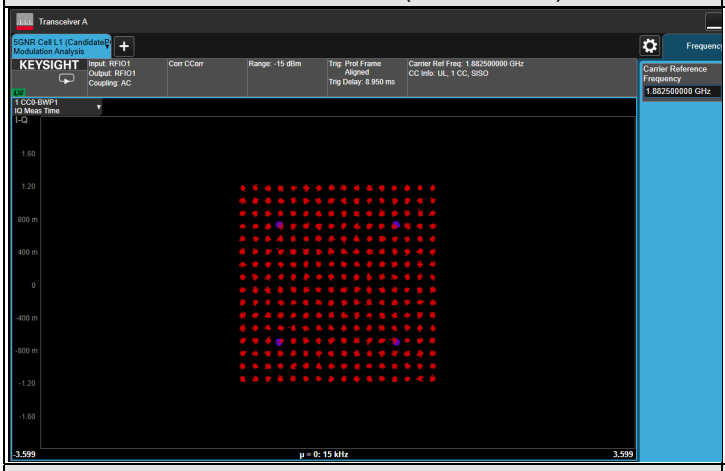

256QAM CH 376500 (1882.5 MHz)

7.2.7 NR n26 SCS 15 kHz (814 MHz ~ 824 MHz)

NR n26 SCS 15 kHz (814 MHz ~ 824 MHz) - Ant 0, Channel Bandwidth: 10 MHz

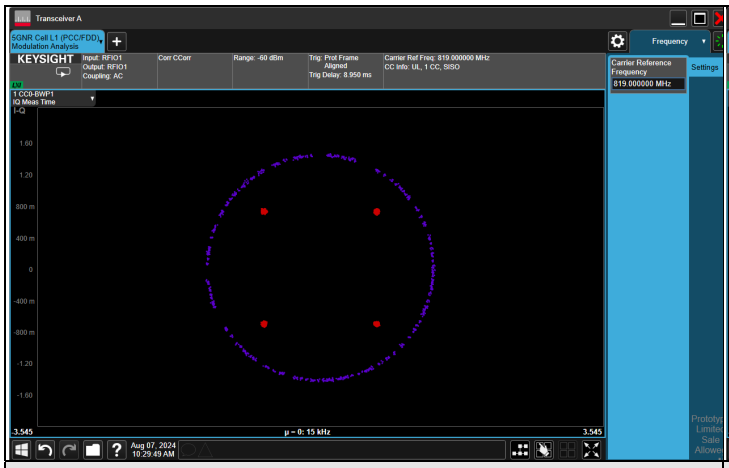

BPSK CH 163800 (819 MHz)

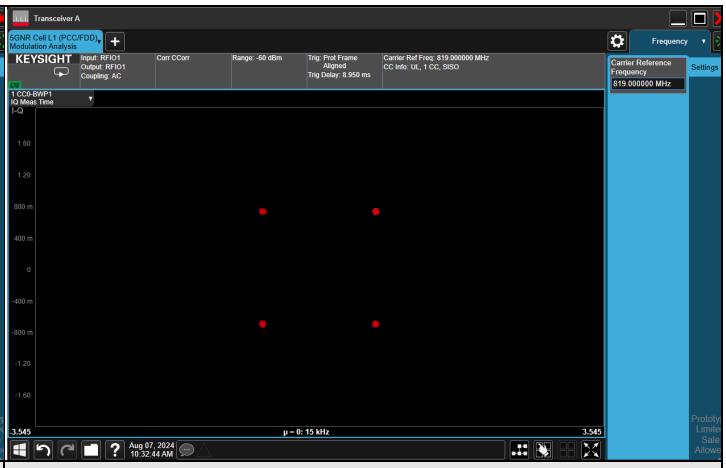

QPSK CH 163800 (819 MHz)

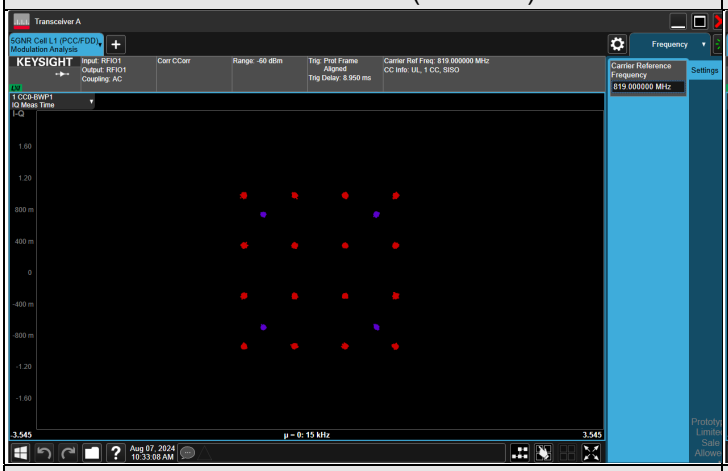

16QAM CH 163800 (819 MHz)

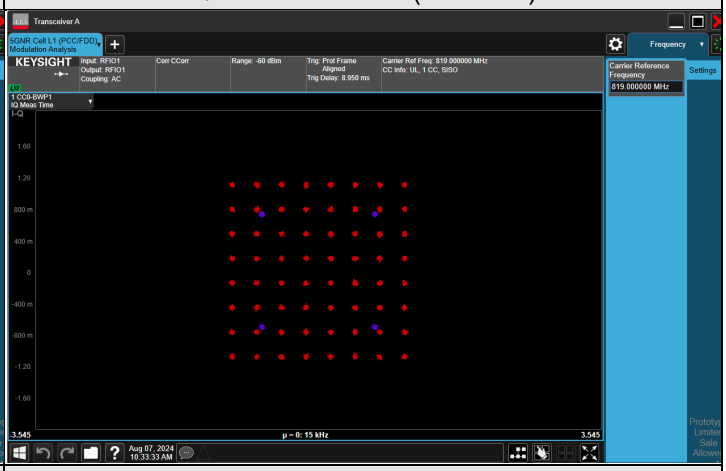

64QAM CH 163800 (819 MHz)

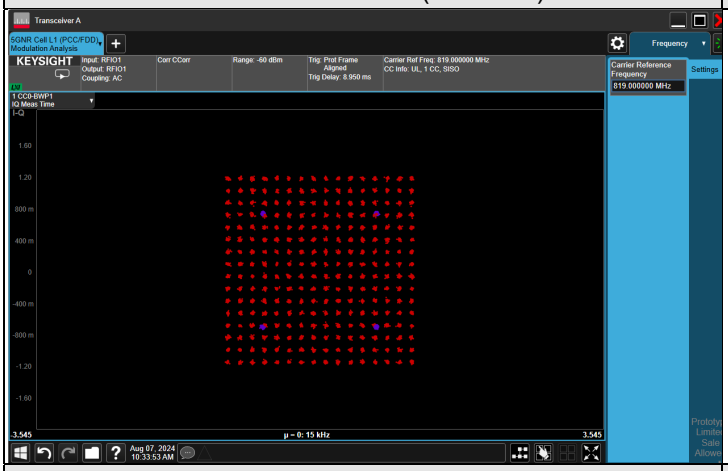

256QAM CH 163800 (819 MHz)

7.2.8 NR n26 SCS 15 kHz (824 MHz ~ 849 MHz)

NR n26 SCS 15 kHz (824 MHz ~ 849 MHz) - Ant 0, Channel Bandwidth: 20 MHz

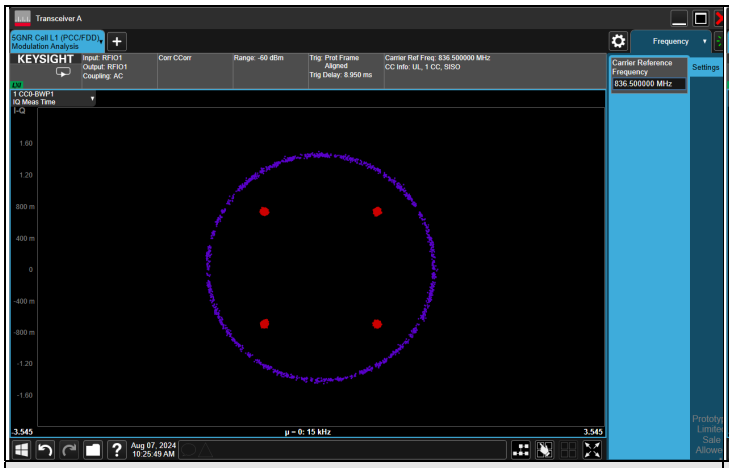

BPSK CH 167300 (836.5 MHz)

QPSK CH 167300 (836.5 MHz)

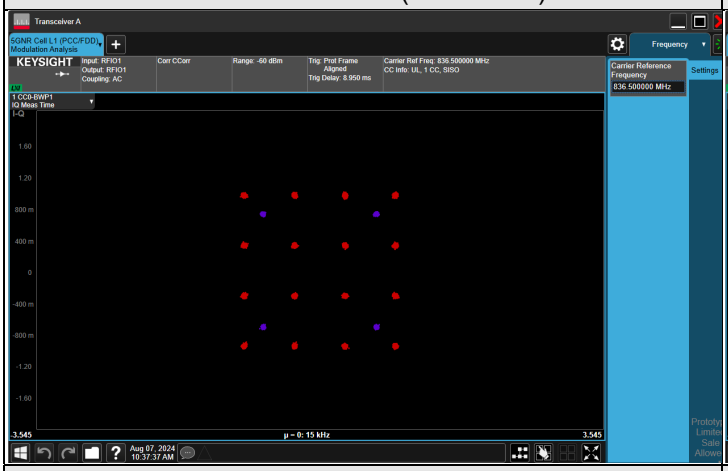

16QAM CH 167300 (836.5 MHz)

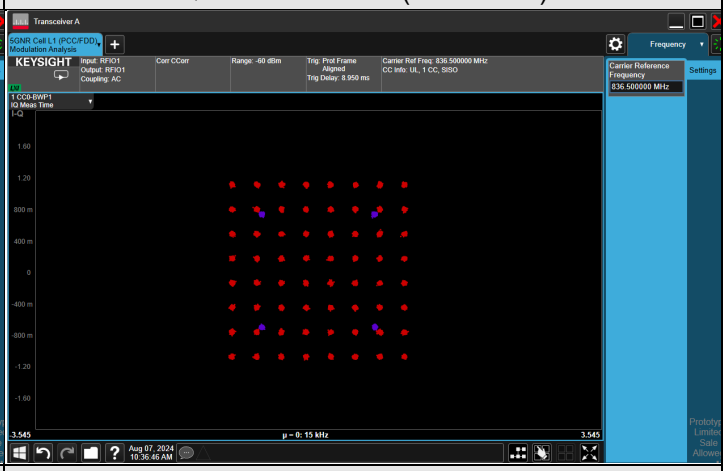

64QAM CH 167300 (836.5 MHz)

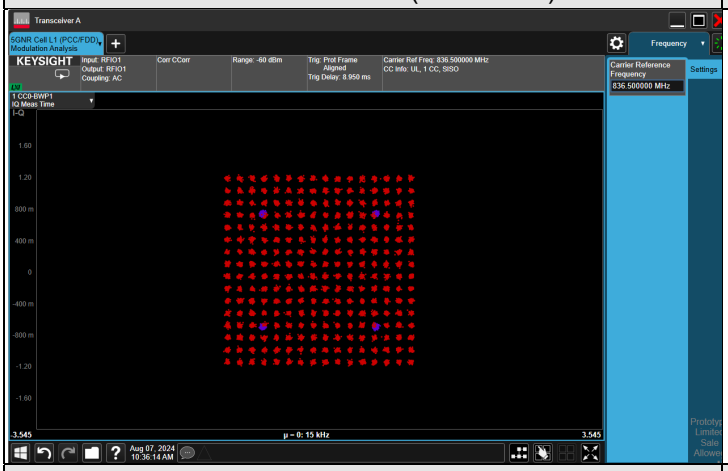

256QAM CH 167300 (836.5 MHz)

7.2.9 NR n38 SCS 30 kHz

NR n38 SCS 30 kHz - Ant 6, Channel Bandwidth: 40 MHz

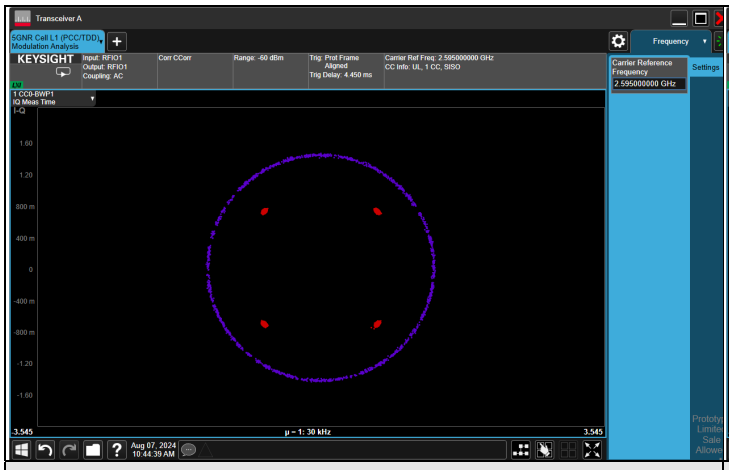

BPSK CH 519000 (2595 MHz)

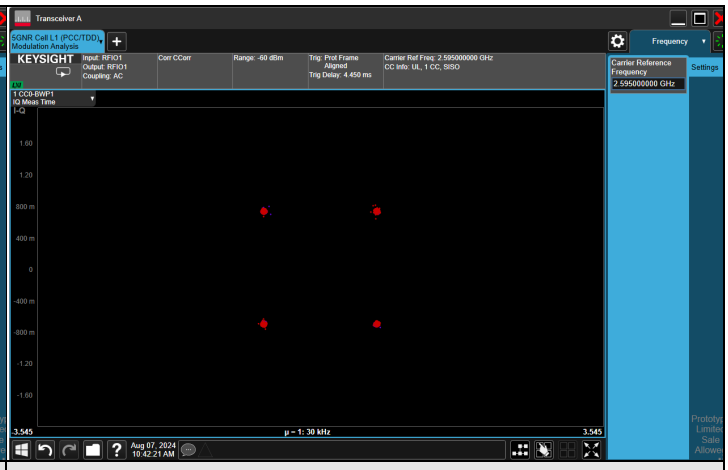

QPSK CH 519000 (2595 MHz)

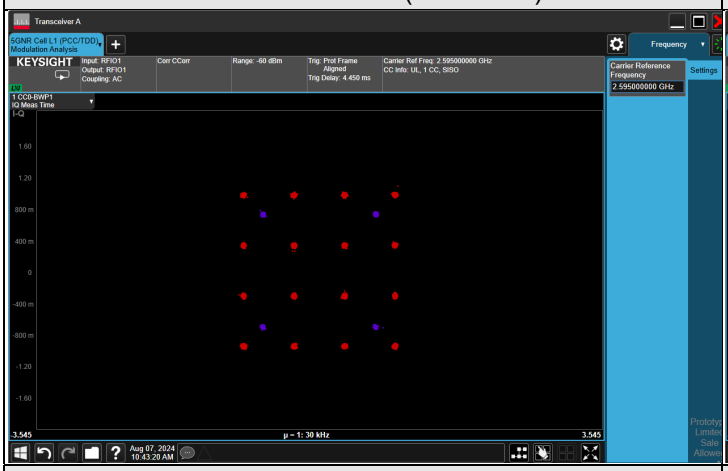

16QAM CH 519000 (2595 MHz)

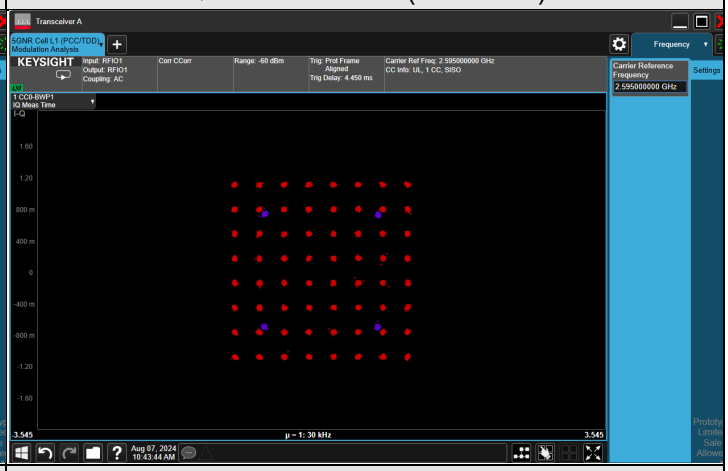

64QAM CH 519000 (2595 MHz)

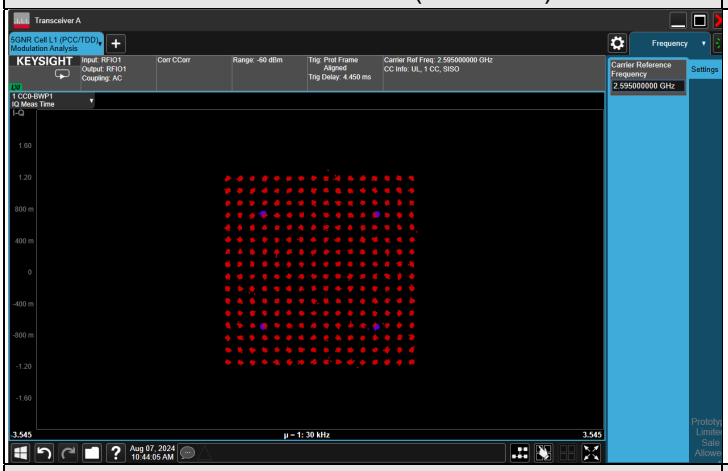

256QAM CH 519000 (2595 MHz)

7.2.10 NR n41 SCS 30 kHz

NR n41 SCS 30 kHz - Ant 5, Channel Bandwidth: 100 MHz

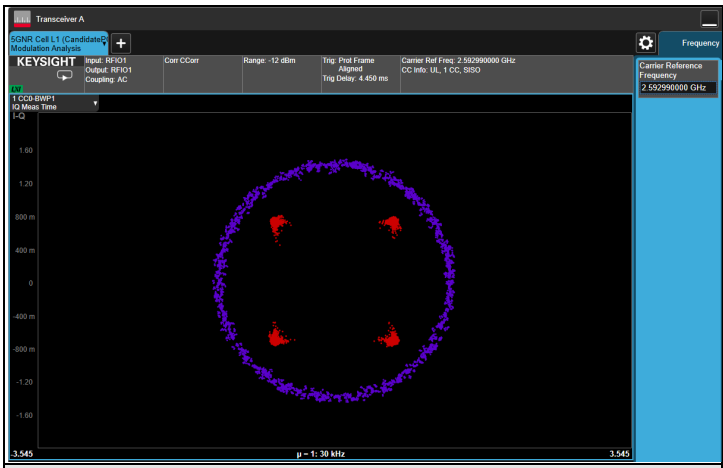

BPSK CH 518598 (2592.99 MHz)

QPSK CH 518598 (2592.99 MHz)

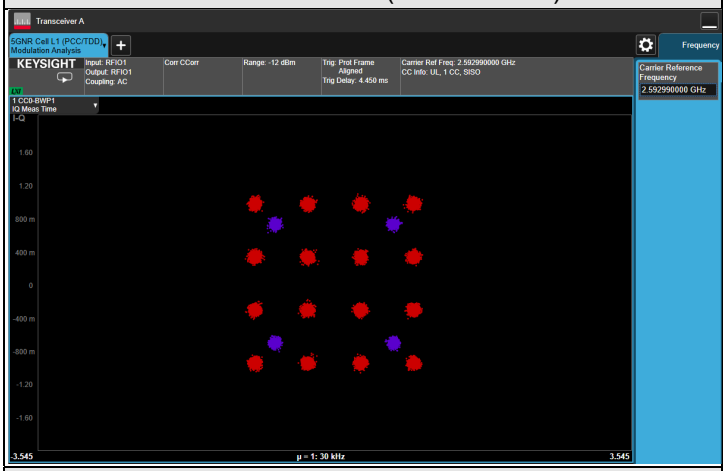

16QAM CH 518598 (2592.99 MHz)

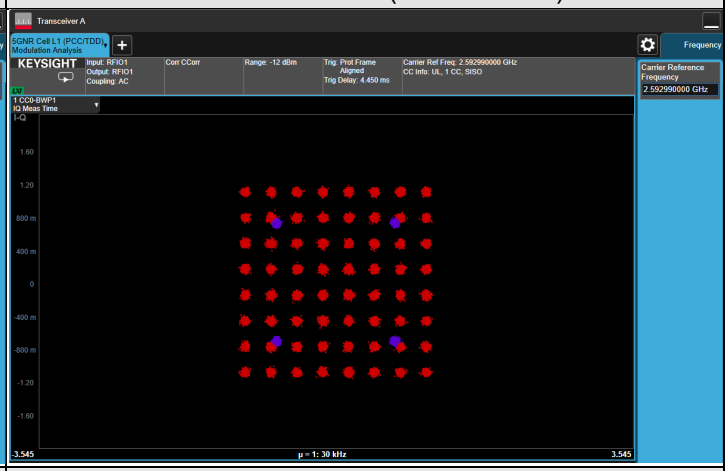

64QAM CH 518598 (2592.99 MHz)

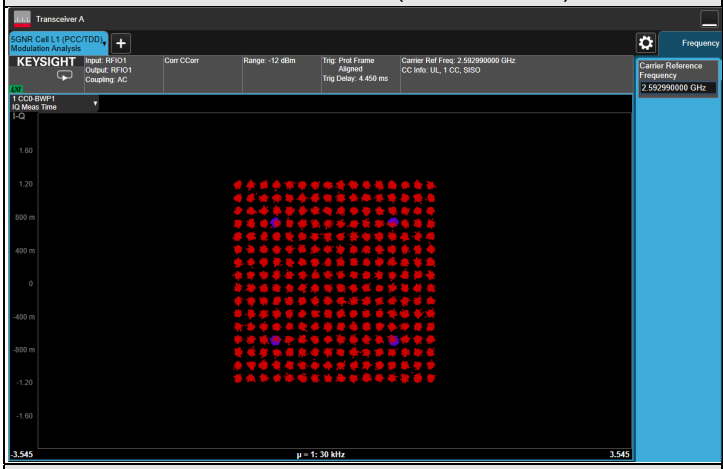

256QAM CH 518598 (2592.99 MHz)

7.2.11 NR n66 SCS 15 kHz

NR n66 SCS 15 kHz - Ant 0, Channel Bandwidth: 20 MHz

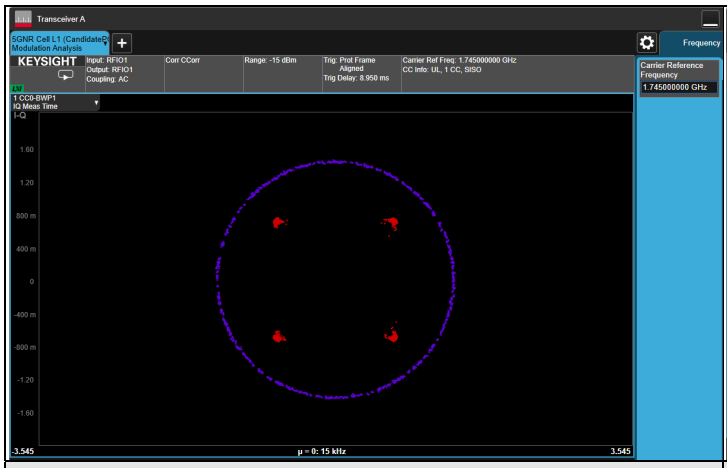

BPSK CH 349000 (1745 MHz)

QPSK CH 349000 (1745 MHz)

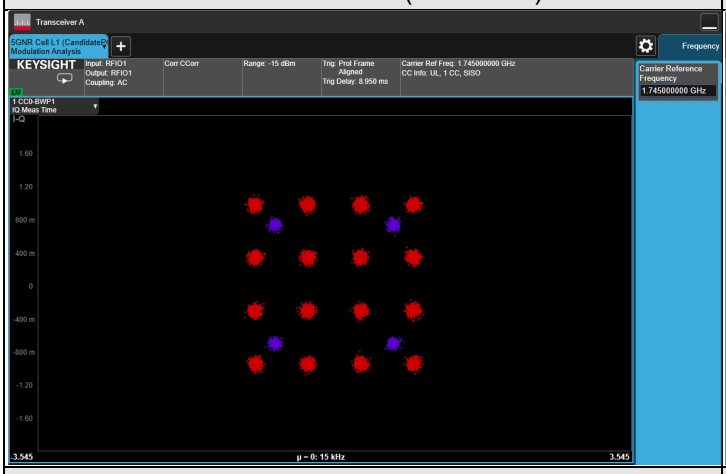

16QAM CH 349000 (1745 MHz)

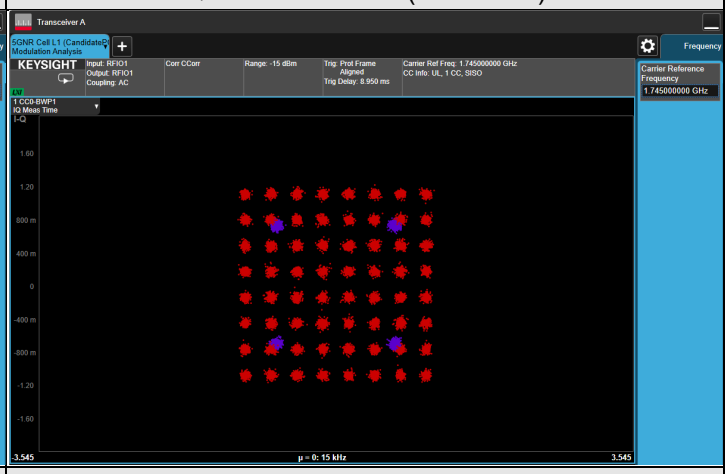

64QAM CH 349000 (1745 MHz)

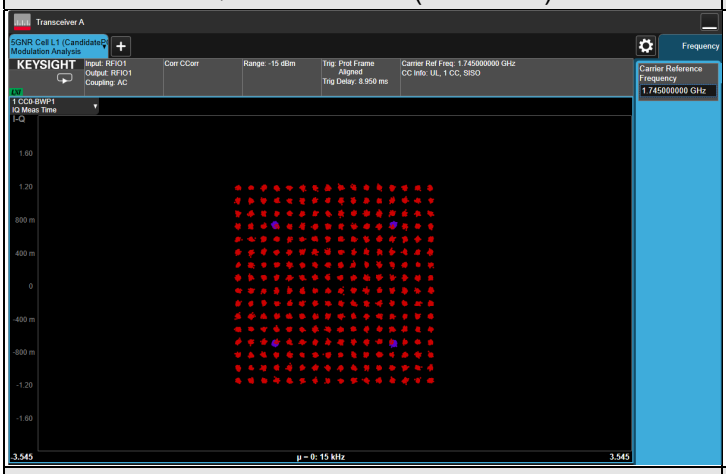

256QAM CH 349000 (1745 MHz)

7.2.12 NR n71 SCS 15 kHz

NR n71 SCS 15 kHz - Ant 0, Channel Bandwidth: 20 MHz

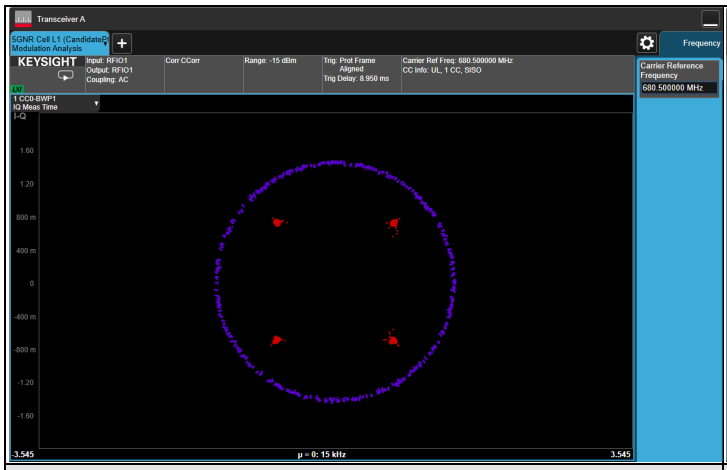

BPSK CH 136100 (680.5 MHz)

QPSK CH 136100 (680.5 MHz)

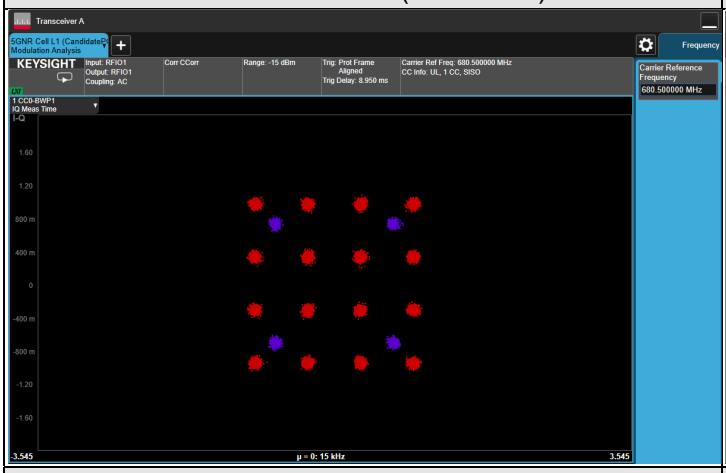

16QAM CH 136100 (680.5 MHz)

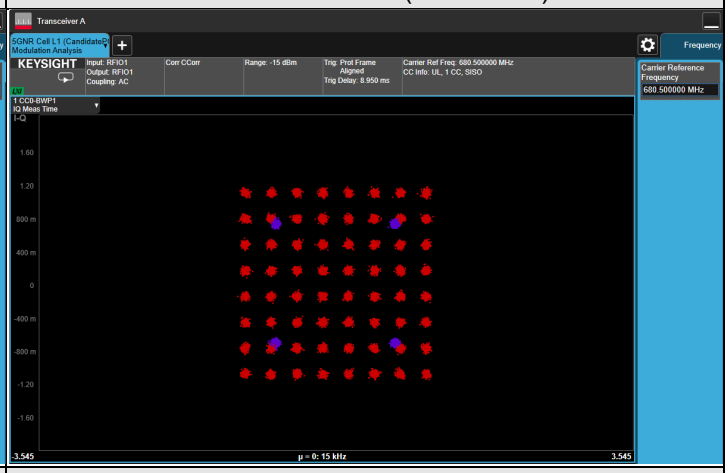

64QAM CH 136100 (680.5 MHz)

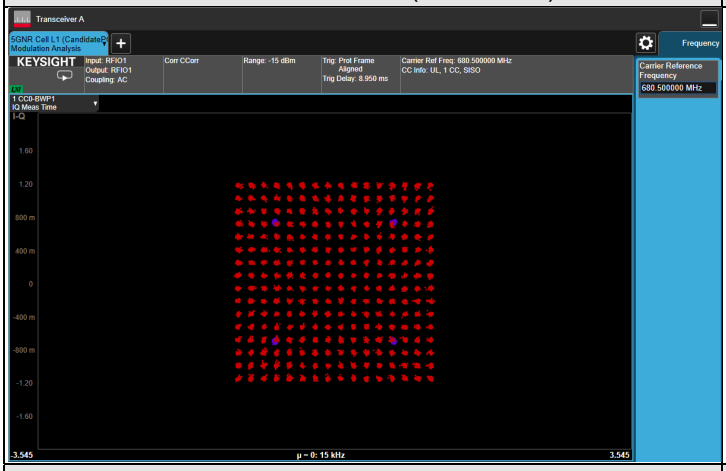

256QAM CH 136100 (680.5 MHz)

7.2.13 NR n77 SCS 30 kHz (3.7 GHz ~ 3.98 GHz)

NR n77 SCS 30 kHz (3.7 GHz ~ 3.98 GHz) - Ant 5, Channel Bandwidth: 100 MHz

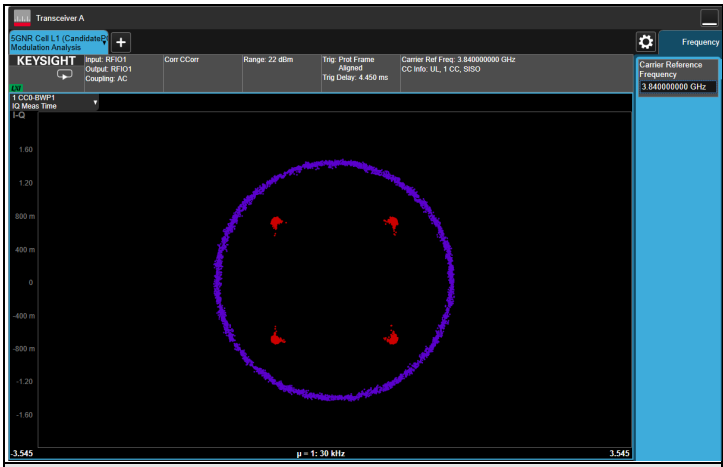

BPSK CH 656000 (3840 MHz)

QPSK CH 656000 (3840 MHz)

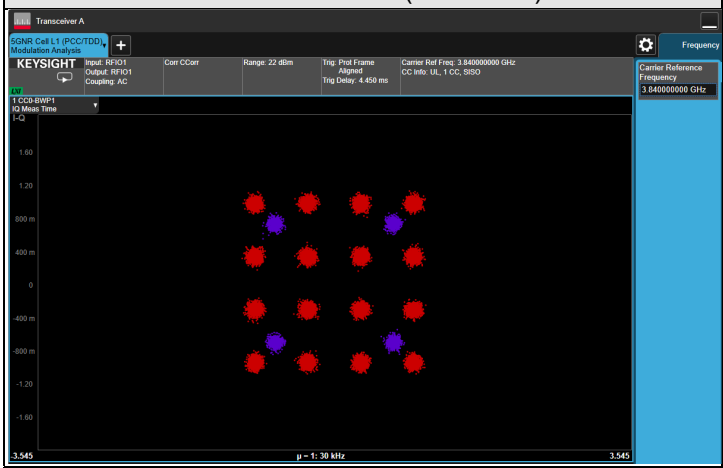

16QAM CH 656000 (3840 MHz)

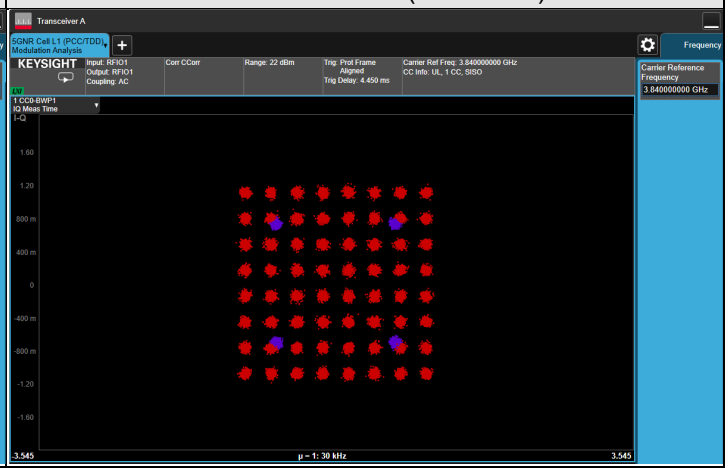

64QAM CH 656000 (3840 MHz)

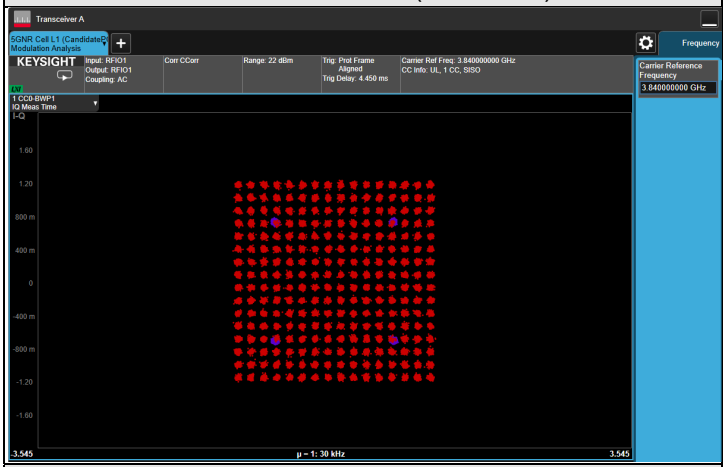

256QAM CH 656000 (3840 MHz)

7.2.14 NR n78 SCS 30 kHz (3.45 GHz ~ 3.55 GHz)

NR n78 SCS 30 kHz (3.45 GHz ~ 3.55 GHz) - Ant 5, Channel Bandwidth: 100 MHz

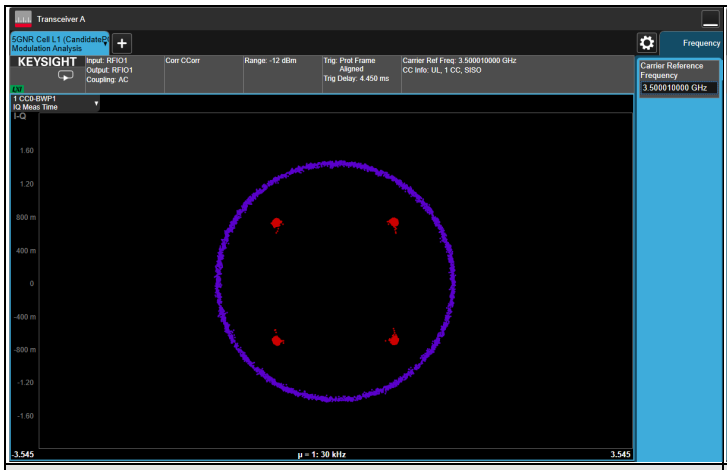

BPSK CH 633334 (3500.01 MHz)

QPSK CH 633334 (3500.01 MHz)

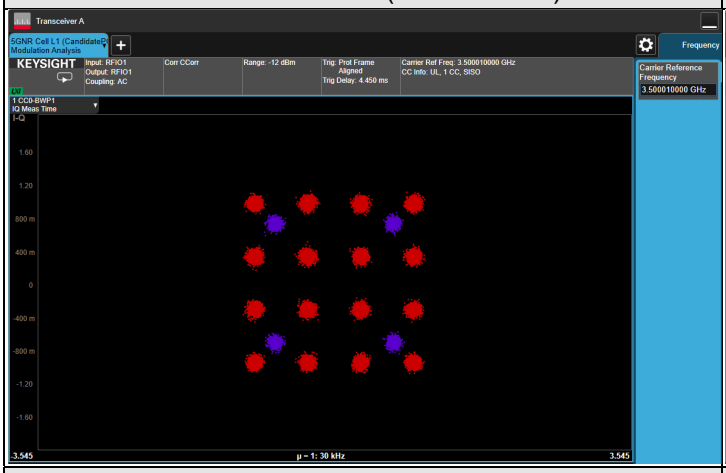

16QAM CH 633334 (3500.01 MHz)

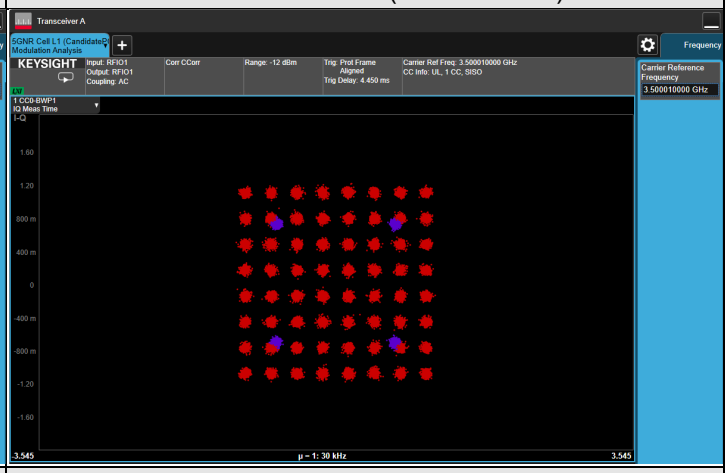

64QAM CH 633334 (3500.01 MHz)

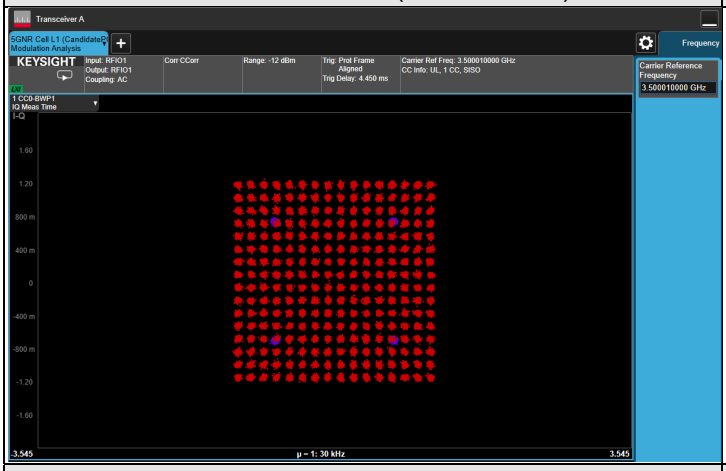

256QAM CH 633334 (3500.01 MHz)

7.3 Peak to Average Ratio

Input Power:	3.87 Vdc	Environmental Conditions:	23°C, 71% RH	Tested By:	James Yang

7.3.1 NR n2 SCS 15 kHz

NR n2 SCS 15 kHz - Ant 0, Channel Bandwidth: 5 MHz

Modulation	RB Size	RB Offset	Peak To Average Ratio (dB)		
			CH 370500	CH 376000	CH 381500
			1852.5 MHz	1880 MHz	1907.5 MHz
BPSK	1	24	2.73	3.09	3.07
	1	0	2.76	3.07	3.04
	25	0	2.88	3.15	3.12
QPSK	1	24	5.21	5.27	5.27
	1	0	5.24	5.28	5.23
	25	0	5.36	5.33	5.33
16QAM	1	24	5.97	5.59	5.62
	1	0	5.94	5.62	5.67
	25	0	6.02	5.73	5.74
64QAM	1	24	6.6	6.74	6.59
	1	0	6.59	6.7	6.56
	25	0	6.73	6.85	6.69
256QAM	1	24	6.97	6.68	6.69
	1	0	6.93	6.67	6.7
	25	0	7.05	6.81	6.75

Spectrum Plot of Worst Value

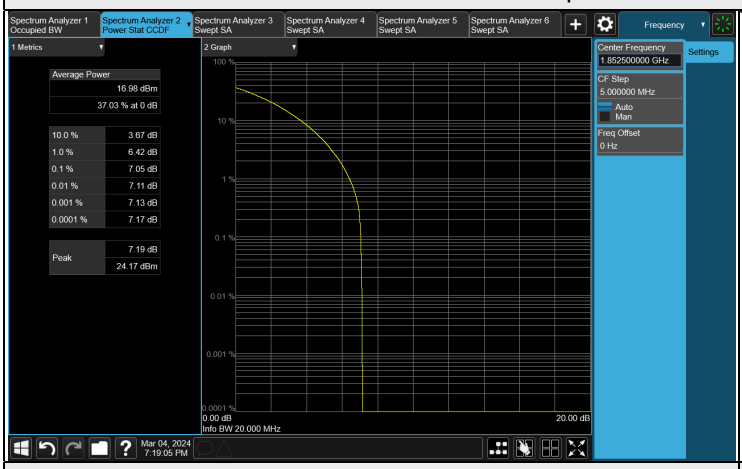

256QAM CH 370500 (1852.5 MHz)

NR n2 SCS 15 kHz - Ant 0, Channel Bandwidth: 10 MHz

Modulation	RB Size	RB Offset	Peak To Average Ratio (dB)		
			CH 371000	CH 376000	CH 381000
			1855 MHz	1880 MHz	1905 MHz
BPSK	1	51	2.94	2.91	2.9
	1	0	2.94	2.9	2.88
	50	0	3.02	3.05	2.98
QPSK	1	51	5.23	5.45	6.2
	1	0	5.25	5.45	6.21
	52	0	5.36	5.6	6.34
16QAM	1	51	5.87	5.78	6.38
	1	0	5.84	5.81	6.39
	52	0	5.95	5.9	6.5
64QAM	1	51	6.63	6.61	6.9
	1	0	6.62	6.51	6.87
	52	0	6.69	6.66	7
256QAM	1	51	7.01	6.87	6.93
	1	0	7.05	6.82	6.85
	52	0	7.12	6.96	7

Spectrum Plot of Worst Value

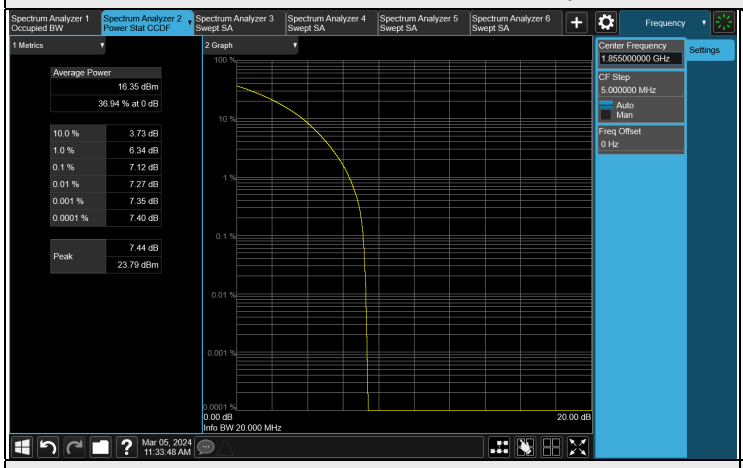

256QAM CH 371000 (1855 MHz)

NR n2 SCS 15 kHz - Ant 0, Channel Bandwidth: 15 MHz

Modulation	RB Size	RB Offset	Peak To Average Ratio (dB)		
			CH 371500	CH 376000	CH 380500
			1857.5 MHz	1880 MHz	1902.5 MHz
BPSK	1	78	3.04	2.73	2.91
	1	0	2.99	2.8	2.91
	75	0	3.09	2.85	2.97
QPSK	1	78	5.38	5.24	5.17
	1	0	5.36	5.24	5.2
	79	0	5.43	5.3	5.25
16QAM	1	78	6	5.5	5.59
	1	0	5.94	5.48	5.66
	79	0	6.07	5.59	5.72
64QAM	1	78	6.79	6.56	6.52
	1	0	6.74	6.66	6.52
	79	0	6.88	6.71	6.65
256QAM	1	78	7.26	6.84	7.06
	1	0	7.22	6.83	7
	79	0	7.35	6.91	7.11

Spectrum Plot of Worst Value

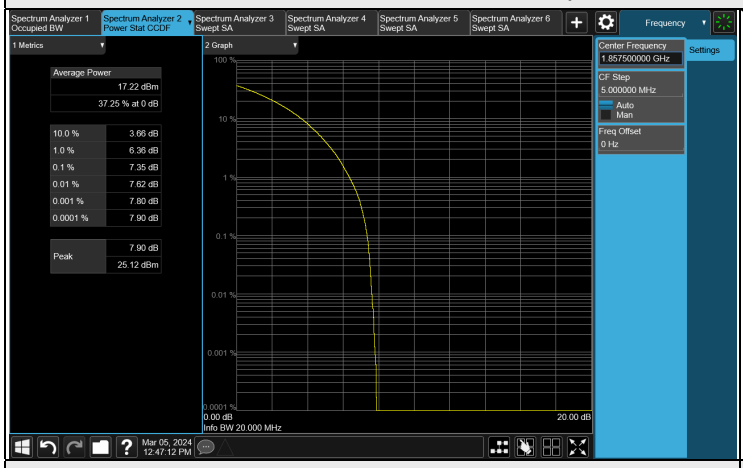

256QAM CH 371500 (1857.5 MHz)

NR n2 SCS 15 kHz - Ant 0, Channel Bandwidth: 20 MHz

Modulation	RB Size	RB Offset	Peak To Average Ratio (dB)		
			CH 372000	CH 376000	CH 380000
			1860 MHz	1880 MHz	1900 MHz
BPSK	1	105	3.01	2.91	2.8
	1	0	3	2.87	2.88
	100	0	3.14	2.97	2.94
QPSK	1	105	4.93	5.19	4.96
	1	0	4.96	5.25	5
	106	0	5.06	5.3	5.1
16QAM	1	105	5.55	5.54	5.38
	1	0	5.57	5.53	5.41
	106	0	5.63	5.63	5.47
64QAM	1	105	6.39	6.7	6.13
	1	0	6.42	6.71	6.16
	106	0	6.54	6.78	6.28
256QAM	1	105	7.09	7.02	7.11
	1	0	7.1	7.06	7.11
	106	0	7.22	7.12	7.2

Spectrum Plot of Worst Value

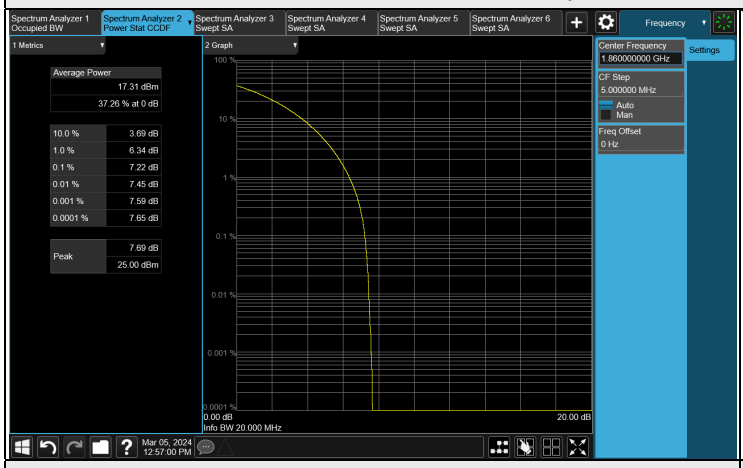

256QAM CH 372000 (1860 MHz)

7.3.2 NR n5 SCS 15 kHz

NR n5 SCS 15 kHz - Ant 0, Channel Bandwidth: 5 MHz

Modulation	RB Size	RB Offset	Peak To Average Ratio (dB)		
			CH 165300	CH 167300	CH 169300
			826.5 MHz	836.5 MHz	846.5 MHz
BPSK	1	24	3.61	4.09	3.97
	1	0	3.95	3.76	3.67
	25	0	3.57	3.74	3.72
QPSK	1	24	5.78	6.49	6.23
	1	0	6.37	6.01	6.07
	25	0	6.06	6.21	6.15
16QAM	1	24	5.57	6.33	6.07
	1	0	6.12	5.72	6.09
	25	0	6.03	6.19	6.14
64QAM	1	24	6.17	6.64	6.50
	1	0	6.58	6.35	6.52
	25	0	6.51	6.39	6.44
256QAM	1	24	8.29	8.55	8.46
	1	0	8.52	8.35	8.47
	25	0	8.17	8.18	8.12

Spectrum Plot of Worst Value

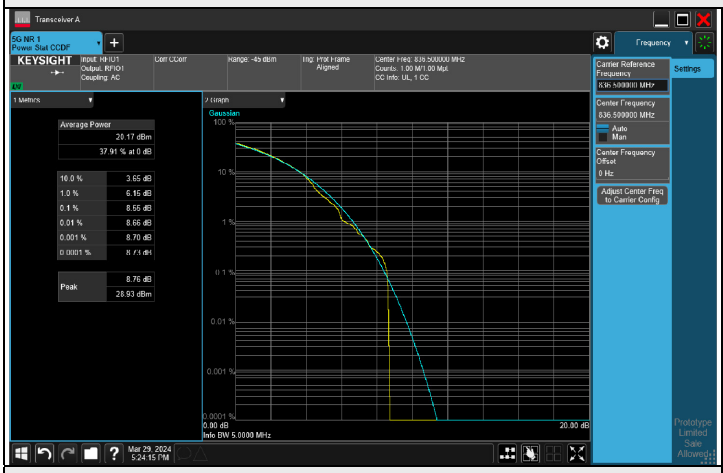

256QAM CH 167300 (836.5 MHz)

NR n5 SCS 15 kHz - Ant 0, Channel Bandwidth: 10 MHz

Modulation	RB Size	RB Offset	Peak To Average Ratio (dB)		
			CH 165800	CH 167300	CH 168800
			829 MHz	836.5 MHz	844 MHz
BPSK	1	51	3.69	3.86	3.95
	1	0	3.96	3.73	3.89
	50	0	3.66	3.90	3.94
QPSK	1	51	5.87	6.40	6.29
	1	0	6.36	6.06	6.38
	52	0	5.99	6.23	6.53
16QAM	1	51	5.73	6.54	6.10
	1	0	6.21	5.84	6.52
	52	0	6.03	6.36	6.54
64QAM	1	51	6.23	6.82	6.53
	1	0	6.55	6.30	6.87
	52	0	6.28	6.57	6.81
256QAM	1	51	8.35	8.58	8.47
	1	0	8.53	8.38	8.58
	52	0	8.05	8.16	8.18

Spectrum Plot of Worst Value

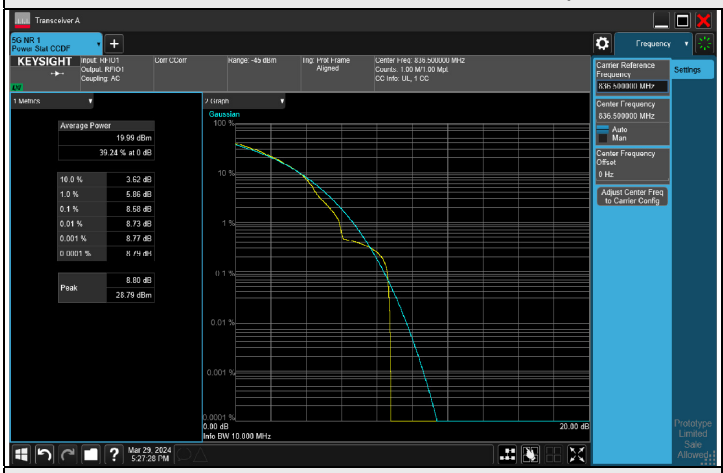

256QAM CH 167300 (836.5 MHz)

NR n5 SCS 15 kHz - Ant 0, Channel Bandwidth: 15 MHz

Modulation	RB Size	RB Offset	Peak To Average Ratio (dB)		
			CH 166300	CH 167300	CH 168300
			831.5 MHz	836.5 MHz	841.5 MHz
BPSK	1	78	4.07	3.78	3.91
	1	0	3.89	3.61	3.68
	75	0	3.94	4.01	3.97
QPSK	1	78	6.56	6.22	6.25
	1	0	6.35	5.88	6.00
	79	0	6.34	6.53	6.73
16QAM	1	78	6.38	6.28	6.00
	1	0	6.06	5.66	5.75
	79	0	6.23	6.43	6.56
64QAM	1	78	6.72	6.61	6.47
	1	0	6.61	6.21	6.30
	79	0	6.49	6.64	6.81
256QAM	1	78	8.46	8.43	8.38
	1	0	8.50	8.27	8.34
	79	0	8.15	8.23	8.22

Spectrum Plot of Worst Value

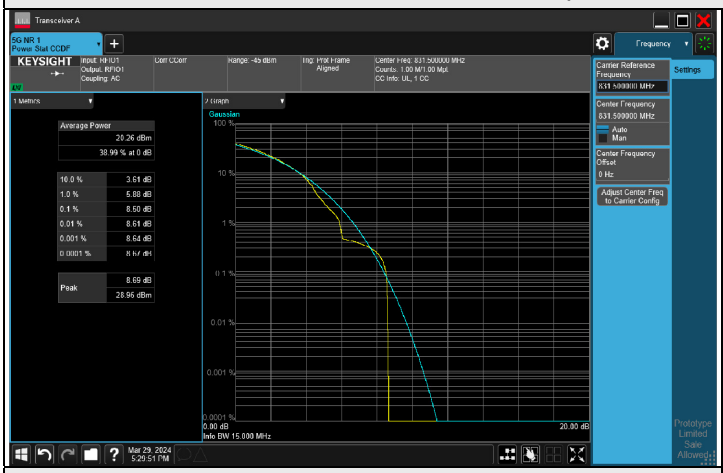

256QAM CH 166300 (831.5 MHz)

NR n5 SCS 15 kHz - Ant 0, Channel Bandwidth: 20 MHz

Modulation	RB Size	RB Offset	Peak To Average Ratio (dB)		
			CH 166800	CH 167300	CH 167800
			834 MHz	836.5 MHz	839 MHz
BPSK	1	105	3.70	3.53	3.90
	1	0	3.83	3.46	3.54
	100	0	4.11	4.03	3.97
QPSK	1	105	6.31	6.22	6.34
	1	0	6.27	5.86	5.91
	106	0	6.68	6.70	6.76
16QAM	1	105	6.30	5.90	6.04
	1	0	6.09	5.80	5.71
	106	0	6.66	6.69	6.74
64QAM	1	105	6.62	6.34	6.47
	1	0	6.59	6.24	6.20
	106	0	6.75	6.77	6.92
256QAM	1	105	8.40	8.31	8.35
	1	0	8.47	8.27	8.25
	106	0	8.34	8.41	8.36

Spectrum Plot of Worst Value

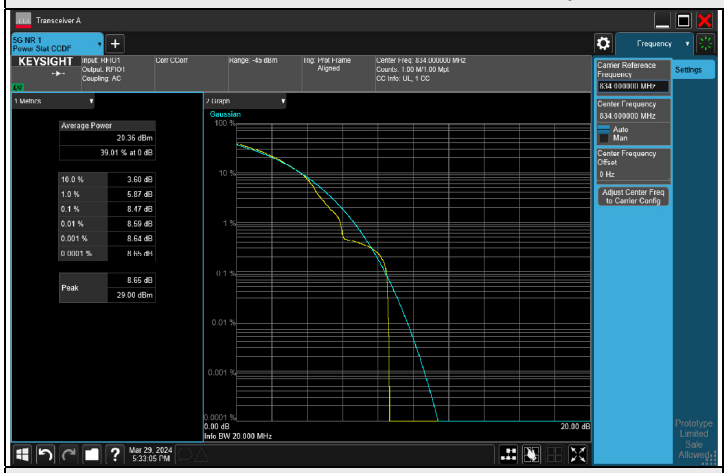

256QAM CH 166800 (834 MHz)

7.3.3 NR n7 SCS 15 kHz

NR n7 SCS 15 kHz - Ant 6, Channel Bandwidth: 5 MHz

Modulation	RB Size	RB Offset	Peak To Average Ratio (dB)		
			CH 500500	CH 507000	CH 513500
			2502.5 MHz	2535 MHz	2567.5 MHz
BPSK	1	24	3.99	3.73	3.99
	1	0	3.74	4.38	4.00
	25	0	3.70	3.30	3.70
QPSK	1	24	6.54	6.27	6.98
	1	0	6.31	6.45	7.12
	25	0	6.46	6.43	6.87
16QAM	1	24	6.51	6.06	6.76
	1	0	6.69	6.24	6.79
	25	0	6.50	6.37	6.84
64QAM	1	24	6.93	6.66	6.93
	1	0	6.77	6.74	6.96
	25	0	7.01	6.61	6.71
256QAM	1	24	8.56	8.60	8.81
	1	0	8.43	8.66	8.86
	25	0	8.21	8.28	8.47

Spectrum Plot of Worst Value

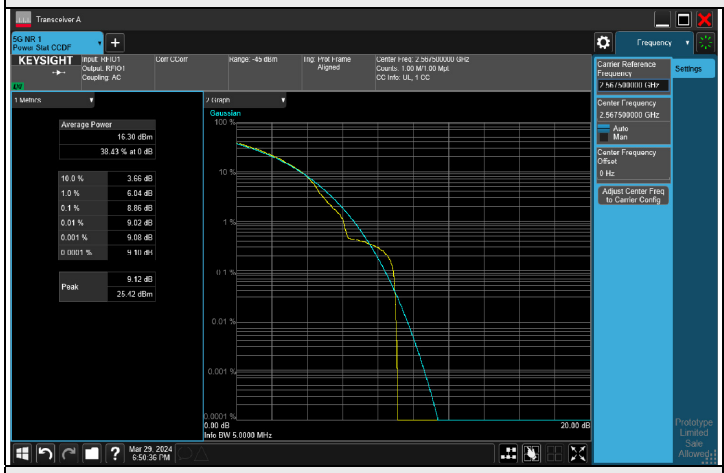

256QAM CH 513500 (2567.5 MHz)

NR n7 SCS 15 kHz - Ant 6, Channel Bandwidth: 10 MHz

Modulation	RB Size	RB Offset	Peak To Average Ratio (dB)		
			CH 501000	CH 507000	CH 513000
			2505 MHz	2535 MHz	2565 MHz
BPSK	1	51	4.11	3.89	4.04
	1	0	3.92	3.77	3.98
	50	0	3.90	3.56	3.94
QPSK	1	51	6.88	6.52	6.98
	1	0	6.32	6.48	6.98
	52	0	6.65	6.38	6.88
16QAM	1	51	6.75	6.38	6.89
	1	0	6.76	6.21	6.80
	52	0	6.68	6.51	6.95
64QAM	1	51	7.09	6.64	6.96
	1	0	6.81	6.82	7.18
	52	0	6.77	6.69	6.89
256QAM	1	51	8.82	8.65	8.81
	1	0	8.64	8.70	8.89
	52	0	8.42	8.32	8.44

Spectrum Plot of Worst Value

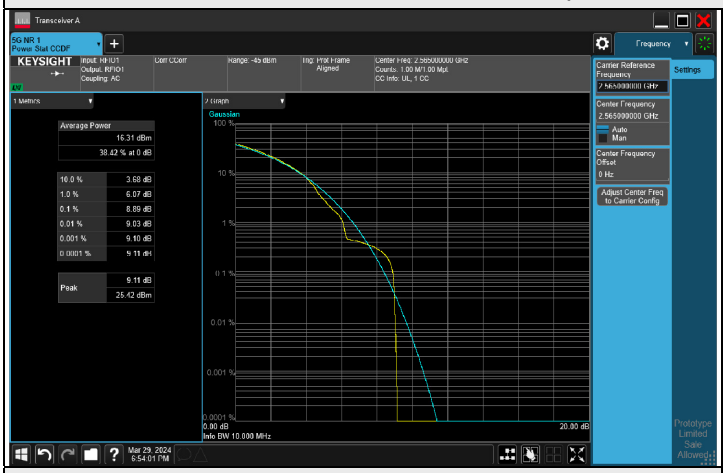

256QAM CH 513000 (2565 MHz)