NR n7 SCS 15 kHz - Ant 6, Channel Bandwidth: 15 MHz

Modulation	RB Size	RB Offset	Peak To Average Ratio (dB)		
			CH 501500	CH 507000	CH 512500
			2507.5 MHz	2535 MHz	2562.5 MHz
BPSK	1	78	4.16	3.70	3.92
	1	0	3.78	3.89	3.99
	75	0	3.85	3.97	3.90
QPSK	1	78	6.83	6.67	6.97
	1	0	6.31	6.82	6.93
	79	0	6.78	6.62	6.91
16QAM	1	78	7.19	6.55	6.78
	1	0	6.65	6.71	6.73
	79	0	6.73	6.61	6.84
64QAM	1	78	7.17	6.73	6.97
	1	0	6.74	6.87	7.11
	79	0	7.30	6.79	7.45
256QAM	1	78	8.82	8.60	8.76
	1	0	8.59	8.74	8.89
	79	0	8.49	8.36	8.51

Spectrum Plot of Worst Value

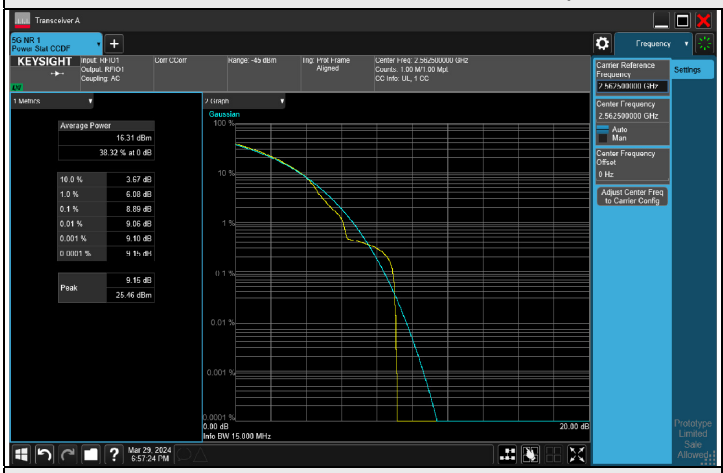

256QAM CH 512500 (2562.5 MHz)

NR n7 SCS 15 kHz - Ant 6, Channel Bandwidth: 20 MHz

Modulation	RB Size	RB Offset	Peak To Average Ratio (dB)		
			CH 502000	CH 507000	CH 512000
			2510 MHz	2535 MHz	2560 MHz
BPSK	1	105	3.99	3.70	3.84
	1	0	3.72	3.90	4.05
	100	0	4.09	3.84	4.21
QPSK	1	105	7.18	6.89	7.07
	1	0	6.69	6.74	6.89
	106	0	6.84	6.90	7.16
16QAM	1	105	6.86	6.64	6.80
	1	0	6.69	6.64	6.87
	106	0	7.48	6.93	7.17
64QAM	1	105	7.06	6.80	6.92
	1	0	6.75	6.90	6.99
	106	0	7.46	7.02	7.18
256QAM	1	105	8.79	8.67	8.75
	1	0	8.61	8.78	8.86
	106	0	8.66	8.53	8.74

Spectrum Plot of Worst Value

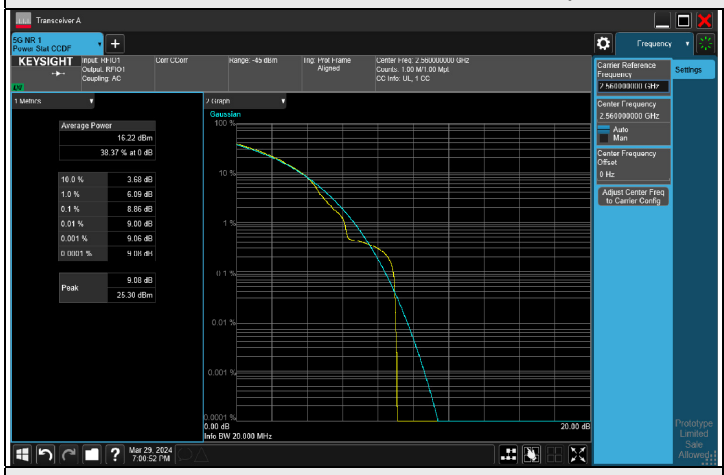

256QAM CH 512000 (2560 MHz)

7.3.4 NR n12 SCS 15 kHz

NR n12 SCS 15 kHz - Ant 0, Channel Bandwidth: 5 MHz

Modulation	RB Size	RB Offset	Peak To Average Ratio (dB)		
			CH 140300	CH 141500	CH 142700
			701.5 MHz	707.5 MHz	713.5 MHz
BPSK	1	24	4.10	3.83	3.84
	1	0	3.64	4.16	3.95
	25	0	3.72	3.72	3.57
QPSK	1	24	6.65	6.56	6.11
	1	0	6.30	6.90	6.71
	25	0	6.41	6.65	6.39
16QAM	1	24	6.51	6.31	5.94
	1	0	6.42	6.67	6.47
	25	0	6.38	6.66	6.42
64QAM	1	24	6.91	6.87	6.53
	1	0	6.71	6.93	6.69
	25	0	6.84	7.12	6.87
256QAM	1	24	8.74	8.66	8.56
	1	0	8.68	8.77	8.63
	25	0	8.34	8.41	8.34

Spectrum Plot of Worst Value

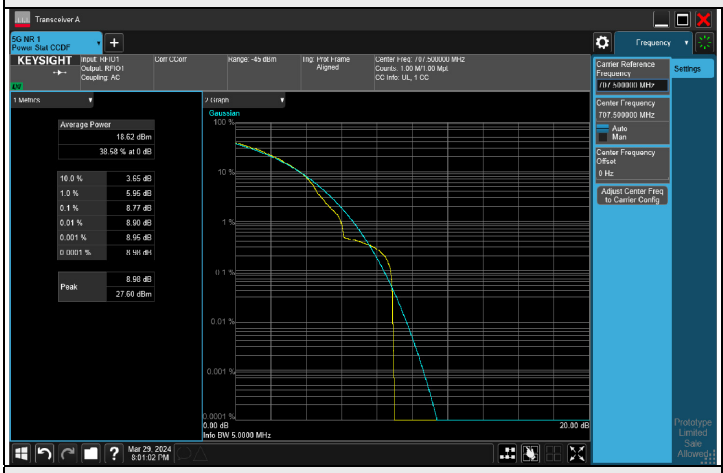

256QAM CH 141500 (707.5 MHz)

NR n12 SCS 15 kHz - Ant 0, Channel Bandwidth: 10 MHz

Modulation	RB Size	RB Offset	Peak To Average Ratio (dB)		
			CH 140800	CH 141500	CH 142200
			704 MHz	707.5 MHz	711 MHz
BPSK	1	51	4.06	3.86	3.86
	1	0	3.91	3.90	4.06
	50	0	3.93	3.92	3.85
QPSK	1	51	6.75	6.53	6.22
	1	0	6.27	6.53	6.79
	52	0	6.64	6.72	6.63
16QAM	1	51	6.57	6.41	5.98
	1	0	6.38	6.32	6.63
	52	0	6.68	6.78	6.70
64QAM	1	51	6.98	6.70	6.56
	1	0	6.71	6.84	7.07
	52	0	7.20	7.28	7.17
256QAM	1	51	8.68	8.59	8.54
	1	0	8.68	8.73	8.76
	52	0	8.40	8.35	8.29

Spectrum Plot of Worst Value

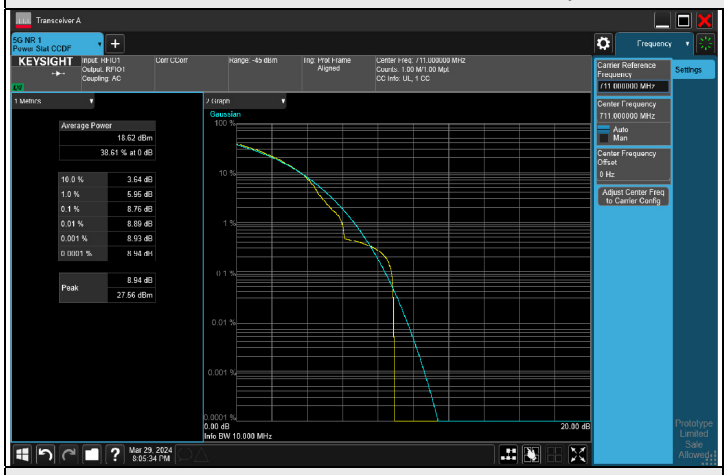

256QAM CH 142200 (711 MHz)

NR n12 SCS 15 kHz - Ant 0, Channel Bandwidth: 15 MHz

Modulation	RB Size	RB Offset	Peak To Average Ratio (dB)		
			CH 141300	CH 141500	CH 141700
			706.5 MHz	707.5 MHz	708.5 MHz
BPSK	1	78	3.85	3.76	3.83
	1	0	3.91	3.70	3.95
	75	0	3.87	3.96	3.90
QPSK	1	78	6.52	6.36	6.22
	1	0	6.27	6.34	6.38
	79	0	6.82	6.81	6.85
16QAM	1	78	6.29	6.16	6.20
	1	0	6.35	6.10	6.13
	79	0	6.75	6.73	6.75
64QAM	1	78	6.64	6.60	6.53
	1	0	6.69	6.68	6.68
	79	0	7.25	7.25	7.20
256QAM	1	78	8.51	8.52	8.49
	1	0	8.63	8.65	8.64
	79	0	8.44	8.39	8.38

Spectrum Plot of Worst Value

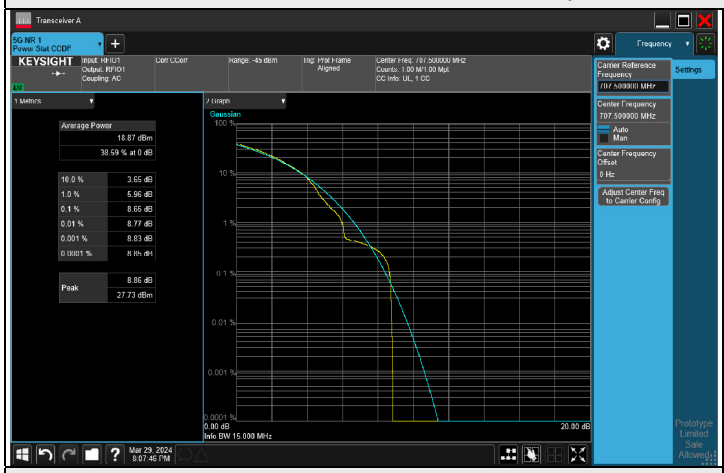

256QAM CH 141500 (707.5 MHz)

7.3.5 NR n14 SCS 15 kHz

NR n14 SCS 15 kHz - Ant 0, Channel Bandwidth: 5 MHz

Modulation	RB Size	RB Offset	Peak To Average Ratio (dB)		
			CH 158100	CH 158600	CH 159100
			790.5 MHz	793 MHz	795.5 MHz
BPSK	1	24	3.80	3.89	3.63
	1	0	3.84	3.61	3.83
	25	0	3.60	3.71	3.61
QPSK	1	24	6.46	6.34	5.67
	1	0	6.13	6.01	6.22
	25	0	6.06	6.24	6.21
16QAM	1	24	6.25	6.12	5.48
	1	0	5.88	6.00	6.28
	25	0	6.08	6.32	6.49
64QAM	1	24	6.63	6.73	5.95
	1	0	6.51	6.46	6.70
	25	0	6.58	6.75	6.75
256QAM	1	24	8.51	8.52	8.18
	1	0	8.46	8.42	8.55
	25	0	8.10	8.16	8.12

Spectrum Plot of Worst Value

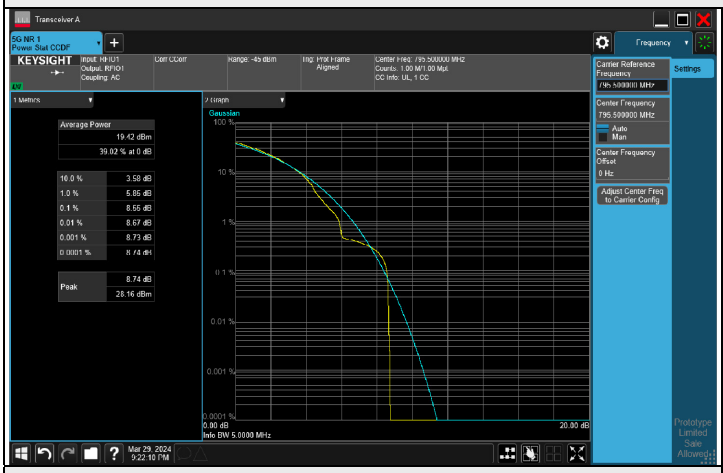

256QAM CH 159100 (795.5 MHz)

NR n14 SCS 15 kHz - Ant 0, Channel Bandwidth: 10 MHz

Modulation	RB Size	RB Offset	Peak To Average Ratio (dB)
			CH 158600
			793 MHz
BPSK	1	51	3.64
	1	0	3.84
	50	0	3.93
QPSK	1	51	5.71
	1	0	6.09
	52	0	6.48
16QAM	1	51	5.51
	1	0	6.10
	52	0	6.80
64QAM	1	51	6.01
	1	0	6.49
	52	0	7.08
256QAM	1	51	8.19
	1	0	8.46
	52	0	8.15

Spectrum Plot of Worst Value

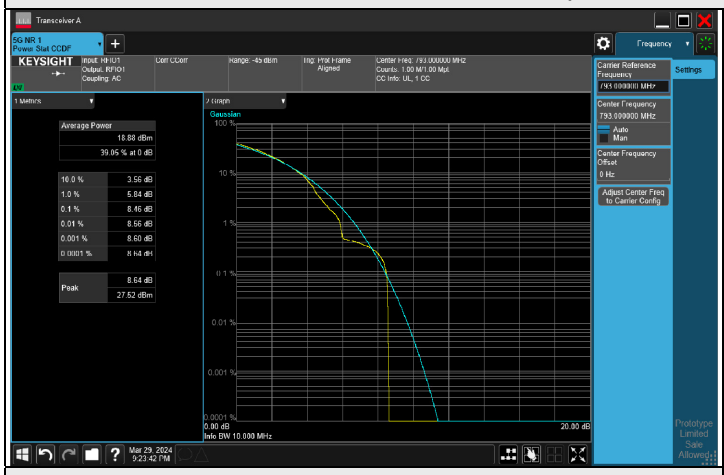

256QAM CH 158600 (793 MHz)

7.3.6 NR n25 SCS 15 kHz

NR n25 SCS 15 kHz - Ant 0, Channel Bandwidth: 5 MHz

Modulation	RB Size	RB Offset	Peak To Average Ratio (dB)		
			CH 370500	CH 376500	CH 382480
			1852.5 MHz	1882.5 MHz	1912.4 MHz
BPSK	1	24	3.92	4.23	3.67
	1	0	4.17	4.19	3.90
	25	0	3.82	3.70	3.70
QPSK	1	24	6.54	6.78	5.84
	1	0	6.76	6.65	6.43
	25	0	6.58	6.89	6.19
16QAM	1	24	6.81	6.50	5.73
	1	0	6.49	6.39	6.57
	25	0	6.59	6.96	6.39
64QAM	1	24	7.06	7.05	6.28
	1	0	7.12	7.00	6.92
	25	0	7.11	7.01	6.69
256QAM	1	24	8.59	8.54	8.37
	1	0	8.64	8.57	8.53
	25	0	8.17	8.16	8.00

Spectrum Plot of Worst Value

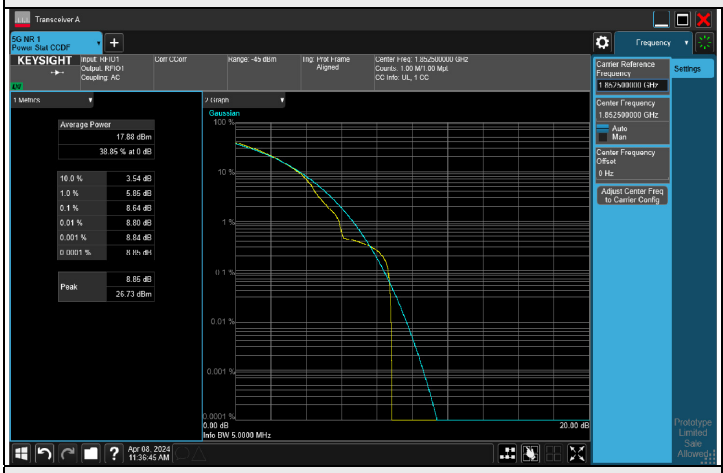

256QAM CH 370500 (1852.5 MHz)

NR n25 SCS 15 kHz - Ant 0, Channel Bandwidth: 10 MHz

Modulation	RB Size	RB Offset	Peak To Average Ratio (dB)		
			CH 371000	CH 376500	CH 382000
			1855 MHz	1882.5 MHz	1910 MHz
BPSK	1	51	4.20	4.06	3.69
	1	0	4.26	4.12	4.17
	50	0	3.92	3.93	4.06
QPSK	1	51	6.84	6.63	5.84
	1	0	6.96	6.63	6.63
	52	0	6.53	6.90	6.48
16QAM	1	51	6.68	6.41	5.71
	1	0	6.80	6.44	6.74
	52	0	6.59	7.01	6.92
64QAM	1	51	6.84	6.97	6.25
	1	0	7.00	6.99	6.95
	52	0	7.08	7.07	7.07
256QAM	1	51	8.56	8.51	8.29
	1	0	8.60	8.50	8.48
	52	0	8.10	8.08	8.04

Spectrum Plot of Worst Value

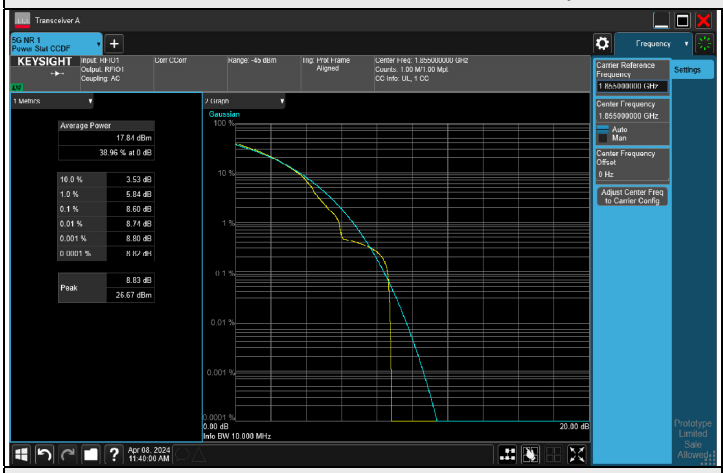

256QAM CH 371000 (1855 MHz)

NR n25 SCS 15 kHz - Ant 0, Channel Bandwidth: 15 MHz

Modulation	RB Size	RB Offset	Peak To Average Ratio (dB)		
			CH 371500	CH 376500	CH 381500
			1857.5 MHz	1882.5 MHz	1907.5 MHz
BPSK	1	78	3.82	4.23	3.64
	1	0	4.20	4.03	4.09
	75	0	4.04	4.30	3.94
QPSK	1	78	6.82	6.92	5.82
	1	0	6.84	6.55	6.56
	79	0	7.04	7.04	7.04
16QAM	1	78	6.64	6.65	5.57
	1	0	6.63	6.31	6.37
	79	0	7.01	7.01	6.93
64QAM	1	78	6.89	6.93	6.17
	1	0	6.91	6.91	6.71
	79	0	7.14	7.05	7.05
256QAM	1	78	8.50	8.47	8.26
	1	0	8.60	8.50	8.43
	79	0	8.14	8.15	8.07

Spectrum Plot of Worst Value

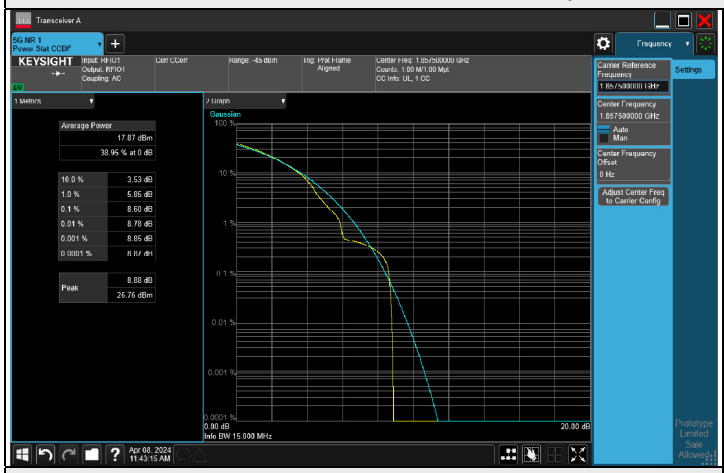

256QAM CH 371500 (1857.5 MHz)

NR n25 SCS 15 kHz - Ant 0, Channel Bandwidth: 20 MHz

Modulation	RB Size	RB Offset	Peak To Average Ratio (dB)		
			CH 372000	CH 376500	CH 381000
			1860 MHz	1882.5 MHz	1905 MHz
BPSK	1	105	3.95	3.97	3.58
	1	0	4.00	4.10	4.05
	100	0	4.29	4.37	4.23
QPSK	1	105	6.60	6.89	5.93
	1	0	6.71	6.57	6.57
	106	0	6.81	7.09	7.14
16QAM	1	105	6.29	6.60	5.71
	1	0	6.53	6.45	6.38
	106	0	6.87	7.14	7.07
64QAM	1	105	6.83	6.88	6.17
	1	0	7.11	6.72	6.75
	106	0	7.31	7.19	7.14
256QAM	1	105	8.42	8.42	8.25
	1	0	8.58	8.42	8.48
	106	0	8.37	8.31	8.26

Spectrum Plot of Worst Value

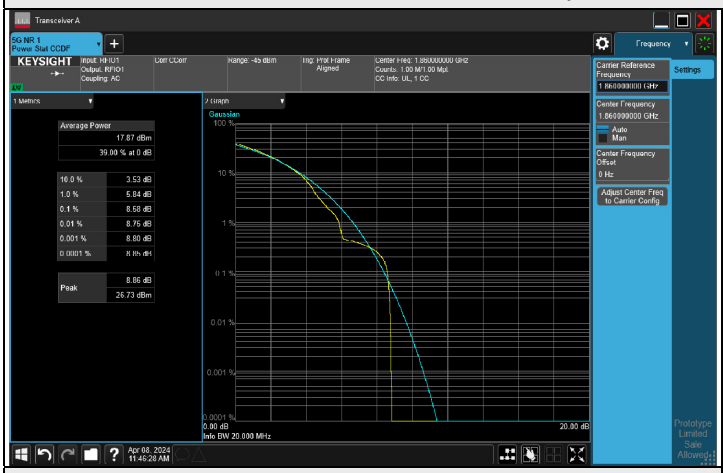

256QAM CH 372000 (1860 MHz)

7.3.7 NR n26 SCS 15 kHz (814 MHz ~ 824 MHz)

NR n26 SCS 15 kHz (814 MHz ~ 824 MHz) - Ant 0, Channel Bandwidth: 5 MHz

Modulation	RB Size	RB Offset	Peak To Average Ratio (dB)		
			CH 163300	CH 163800	CH 164300
			816.5 MHz	819 MHz	821.5 MHz
BPSK	1	24	3.82	4.18	4.19
	1	0	3.86	3.53	3.94
	25	0	3.49	3.70	3.80
QPSK	1	24	6.14	6.68	6.55
	1	0	6.15	5.94	6.22
	25	0	6.13	6.17	6.52
16QAM	1	24	5.92	6.46	6.41
	1	0	6.16	5.90	5.98
	25	0	6.23	6.10	6.48
64QAM	1	24	6.52	6.72	6.75
	1	0	6.51	6.33	6.60
	25	0	6.42	6.64	6.55
256QAM	1	24	8.44	8.60	8.60
	1	0	8.52	8.37	8.50
	25	0	8.13	8.18	8.29

Spectrum Plot of Worst Value

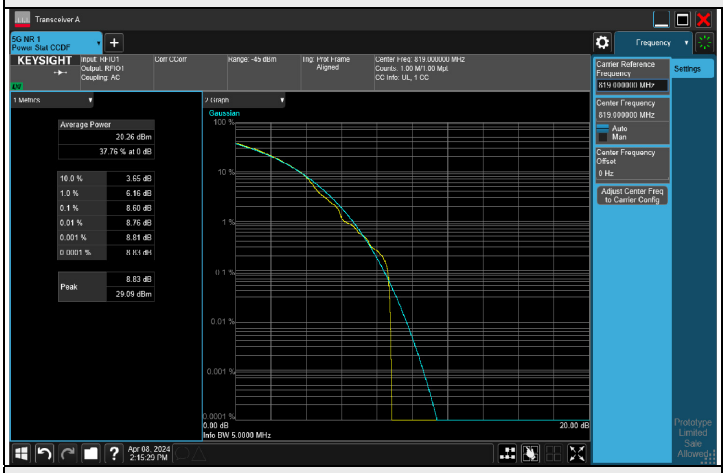

256QAM CH 163800 (819 MHz)

NR n26 SCS 15 kHz (814 MHz ~ 824 MHz) - Ant 0, Channel Bandwidth: 10 MHz

Modulation	RB Size	RB Offset	Peak To Average Ratio (dB)
			CH 163800
			819 MHz
BPSK	1	51	4.17
	1	0	3.85
	50	0	3.93
QPSK	1	51	6.72
	1	0	6.34
	52	0	6.45
16QAM	1	51	6.52
	1	0	6.11
	52	0	6.49
64QAM	1	51	6.79
	1	0	6.55
	52	0	6.99
256QAM	1	51	8.59
	1	0	8.51
	52	0	8.20

Spectrum Plot of Worst Value

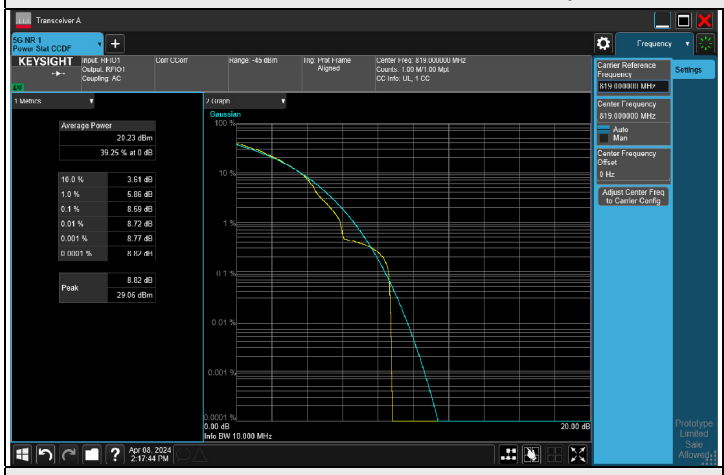

256QAM CH 163800 (819 MHz)

7.3.8 NR n26 SCS 15 kHz (824 MHz ~ 849 MHz)

NR n26 SCS 15 kHz (824 MHz ~ 849 MHz) - Ant 0, Channel Bandwidth: 5 MHz

Modulation	RB Size	RB Offset	Peak To Average Ratio (dB)		
			CH 165300	CH 167300	CH 169300
			826.5 MHz	836.5 MHz	846.5 MHz
BPSK	1	24	3.78	3.95	3.89
	1	0	3.99	3.46	3.75
	25	0	3.64	3.57	3.49
QPSK	1	24	5.75	6.68	6.25
	1	0	6.55	5.95	5.94
	25	0	6.19	6.23	6.05
16QAM	1	24	5.79	6.45	6.07
	1	0	6.32	5.70	5.88
	25	0	6.09	6.18	6.02
64QAM	1	24	6.22	6.71	6.49
	1	0	6.67	6.33	6.36
	25	0	6.57	6.68	6.35
256QAM	1	24	8.31	8.62	8.49
	1	0	8.61	8.34	8.43
	25	0	8.24	8.17	8.07

Spectrum Plot of Worst Value

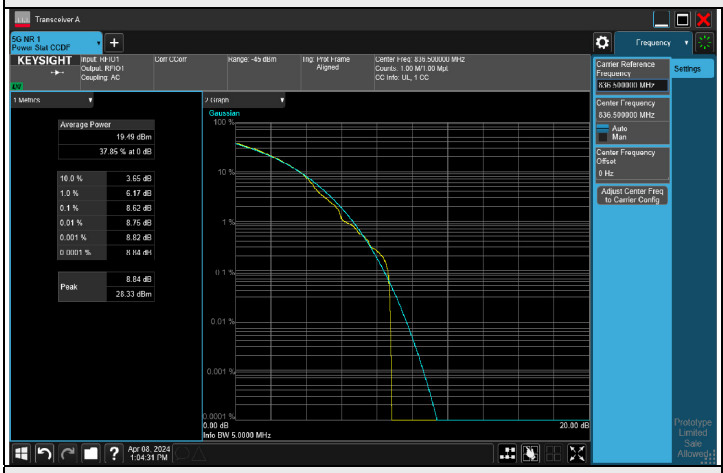

256QAM CH 167300 (836.5 MHz)

NR n26 SCS 15 kHz (824 MHz ~ 849 MHz) - Ant 0, Channel Bandwidth: 10 MHz

Modulation	RB Size	RB Offset	Peak To Average Ratio (dB)		
			CH 165800	CH 167300	CH 168800
			829 MHz	836.5 MHz	844 MHz
BPSK	1	51	3.55	4.15	3.99
	1	0	4.06	3.83	4.20
	50	0	3.69	3.84	4.52
QPSK	1	51	5.79	6.68	6.20
	1	0	6.53	5.87	6.73
	52	0	6.06	6.21	6.36
16QAM	1	51	5.76	6.52	5.81
	1	0	6.42	5.71	6.37
	52	0	6.05	6.15	6.40
64QAM	1	51	6.17	6.75	6.48
	1	0	6.71	6.24	6.85
	52	0	6.54	6.76	6.85
256QAM	1	51	8.32	8.60	8.49
	1	0	8.59	8.35	8.64
	52	0	8.08	8.22	8.14

Spectrum Plot of Worst Value

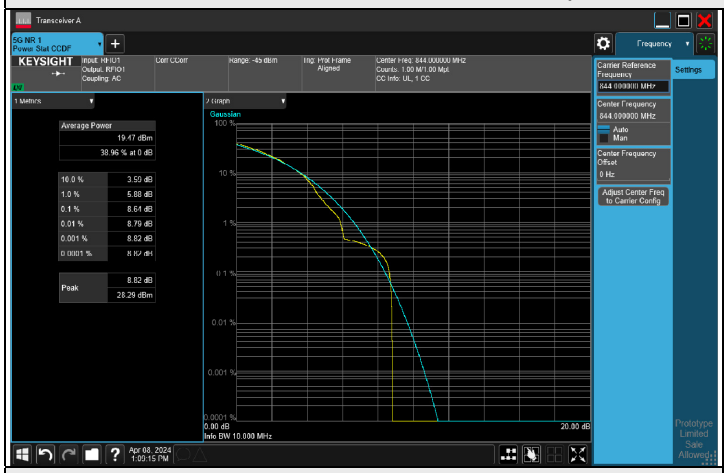

256QAM CH 168800 (844 MHz)

NR n26 SCS 15 kHz (824 MHz ~ 849 MHz) - Ant 0, Channel Bandwidth: 15 MHz

Modulation	RB Size	RB Offset	Peak To Average Ratio (dB)		
			CH 166300	CH 167300	CH 168300
			831.5 MHz	836.5 MHz	841.5 MHz
BPSK	1	78	4.14	3.86	3.98
	1	0	4.04	3.58	3.56
	75	0	3.89	3.89	3.90
QPSK	1	78	6.68	6.23	6.30
	1	0	6.57	5.89	5.92
	79	0	6.36	6.49	6.63
16QAM	1	78	6.19	6.25	6.11
	1	0	6.19	5.84	5.93
	79	0	12.38	6.58	6.68
64QAM	1	78	6.68	6.74	6.41
	1	0	6.66	6.43	6.12
	79	0	6.72	6.87	6.95
256QAM	1	78	8.55	8.40	8.42
	1	0	8.52	8.31	8.36
	79	0	10.00	8.22	8.23

Spectrum Plot of Worst Value

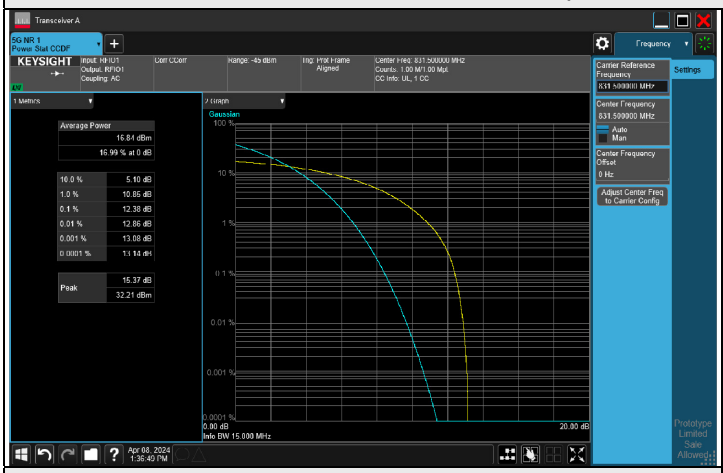

16QAM CH 166300 (831.5 MHz)

NR n26 SCS 15 kHz (824 MHz ~ 849 MHz) - Ant 0, Channel Bandwidth: 20 MHz

Modulation	RB Size	RB Offset	Peak To Average Ratio (dB)		
			CH 166800	CH 167300	CH 167800
			834 MHz	836.5 MHz	839 MHz
BPSK	1	105	4.36	3.61	3.94
	1	0	3.87	3.48	3.49
	100	0	4.16	3.83	3.89
QPSK	1	105	6.28	5.98	6.36
	1	0	6.47	5.88	5.86
	106	0	6.54	6.51	6.61
16QAM	1	105	6.03	5.74	6.09
	1	0	6.36	5.90	5.87
	106	0	6.64	6.66	6.82
64QAM	1	105	6.72	6.26	6.38
	1	0	6.68	6.47	6.47
	106	0	6.98	7.04	7.08
256QAM	1	105	8.39	8.26	8.38
	1	0	8.55	8.37	8.30
	106	0	8.42	8.36	8.39

Spectrum Plot of Worst Value

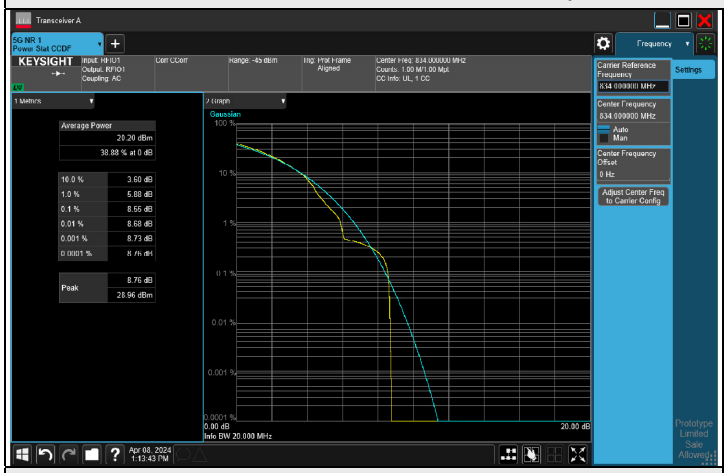

256QAM CH 166800 (834 MHz)

7.3.9 NR n38 SCS 30 kHz

NR n38 SCS 30 kHz - Ant 6, Channel Bandwidth: 20 MHz

Modulation	RB Size	RB Offset	Peak To Average Ratio (dB)		
			CH 516000	CH 519000	CH 522000
			2580 MHz	2595 MHz	2610 MHz
BPSK	1	50	4.46	4.31	4.38
	1	0	4.63	4.40	4.34
	50	0	4.72	4.55	4.86
QPSK	1	50	7.15	7.43	7.63
	1	0	7.43	7.40	7.43
	51	0	7.81	7.36	7.67
16QAM	1	50	7.28	7.40	9.52
	1	0	7.53	7.29	7.56
	51	0	7.73	7.54	7.68
64QAM	1	50	7.46	7.52	7.74
	1	0	7.72	7.45	7.55
	51	0	7.59	8.12	8.00
256QAM	1	50	8.57	8.91	8.54
	1	0	8.76	9.06	9.14
	51	0	9.28	9.17	9.14

Spectrum Plot of Worst Value

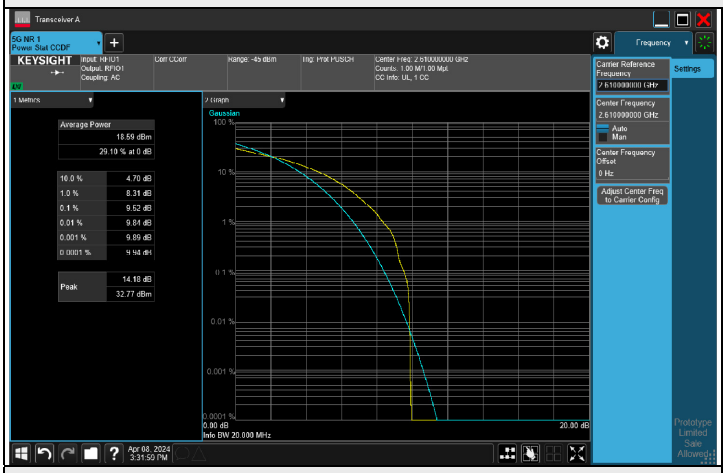

16QAM CH 522000 (2610 MHz)

NR n38 SCS 30 kHz - Ant 6, Channel Bandwidth: 30 MHz

Modulation	RB Size	RB Offset	Peak To Average Ratio (dB)		
			CH 517000	CH 519000	CH 521000
			2585 MHz	2595 MHz	2605 MHz
BPSK	1	77	4.54	4.57	4.41
	1	0	4.61	4.58	4.57
	75	0	4.64	4.37	4.38
QPSK	1	77	7.43	7.71	7.21
	1	0	7.52	7.76	7.37
	78	0	7.62	7.23	7.52
16QAM	1	77	7.37	7.53	7.17
	1	0	7.64	7.43	7.34
	78	0	7.79	7.30	7.30
64QAM	1	77	7.61	7.40	7.57
	1	0	7.73	7.83	7.37
	78	0	7.63	7.87	7.72
256QAM	1	77	8.74	8.80	8.72
	1	0	9.07	8.88	8.92
	78	0	9.03	8.91	9.13

Spectrum Plot of Worst Value

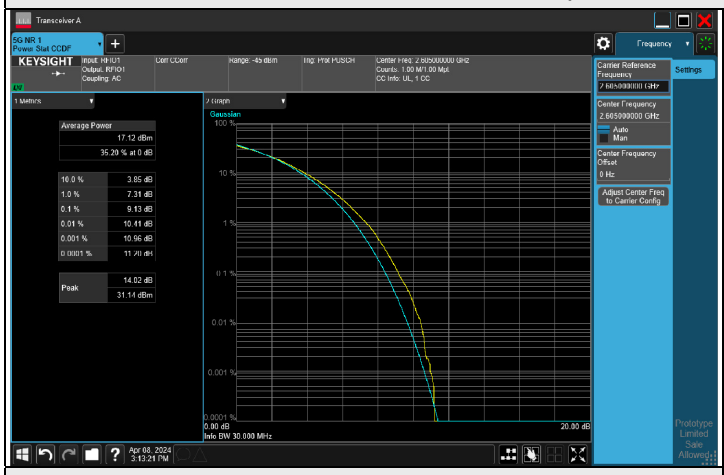

256QAM CH 521000 (2605 MHz)

NR n38 SCS 30 kHz - Ant 6, Channel Bandwidth: 40 MHz

Modulation	RB Size	RB Offset	Peak To Average Ratio (dB)		
			CH 518000	CH 519000	CH 520000
			2590 MHz	2595 MHz	2600 MHz
BPSK	1	105	4.43	4.54	4.53
	1	0	4.60	4.49	7.40
	100	0	4.34	4.44	4.55
QPSK	1	105	7.61	8.01	7.52
	1	0	7.74	7.38	7.45
	106	0	7.60	7.44	7.58
16QAM	1	105	7.27	7.56	7.43
	1	0	7.38	7.33	7.24
	106	0	8.15	7.44	7.44
64QAM	1	105	7.39	7.67	7.76
	1	0	7.56	7.44	7.87
	106	0	7.90	7.74	7.84
256QAM	1	105	8.66	8.73	8.62
	1	0	9.05	8.94	9.00
	106	0	9.02	9.01	9.22

Spectrum Plot of Worst Value

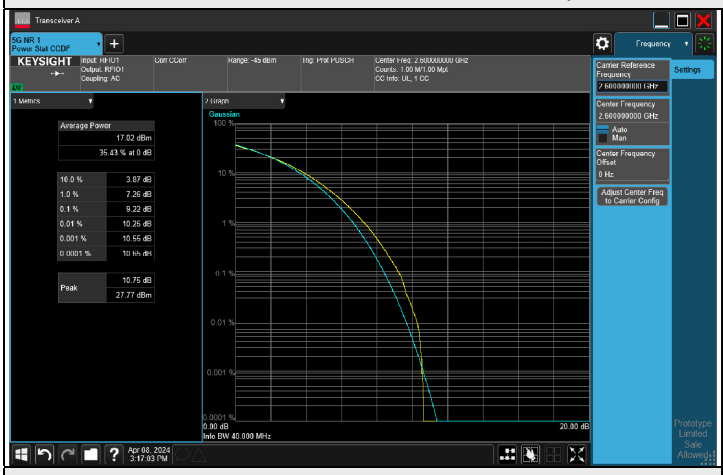

256QAM CH 520000 (2600 MHz)

7.3.10 NR n41 SCS 30 kHz

NR n41 SCS 30 kHz - Ant 5_PC2, Channel Bandwidth: 20 MHz

Modulation	RB Size	RB Offset	Peak To Average Ratio (dB)		
			CH 501204	CH 518598	CH 535998
			2506.02 MHz	2592.99 MHz	2679.99 MHz
BPSK	1	50	4.57	4.48	4.43
	1	0	4.63	4.54	4.51
	50	0	4.40	4.49	4.64

Spectrum Plot of Worst Value	
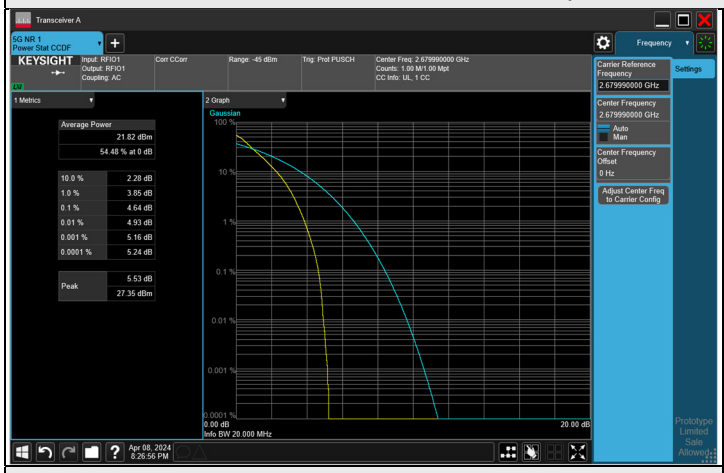	
BPSK CH 535998 (2679.99 MHz)	

NR n41 SCS 30 kHz - Ant 5_PC2, Channel Bandwidth: 30 MHz

Modulation	RB Size	RB Offset	Peak To Average Ratio (dB)		
			CH 502200	CH 518598	CH 534996
			2511 MHz	2592.99 MHz	2674.98 MHz
BPSK	1	77	4.43	4.54	4.46
	1	0	4.30	4.56	4.36
	75	0	4.79	4.45	4.57

Spectrum Plot of Worst Value

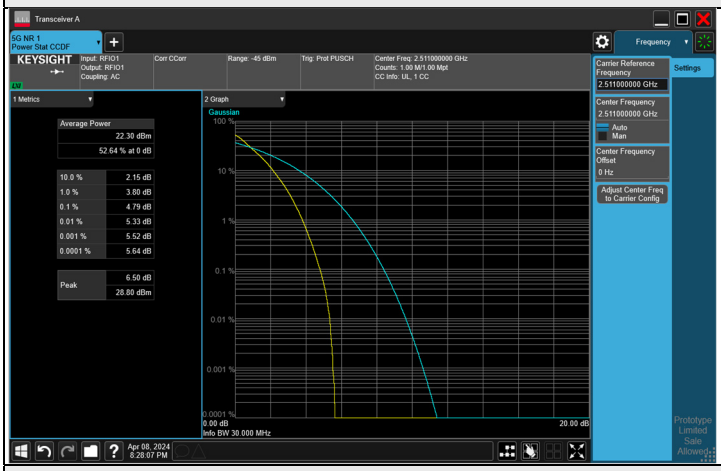

BPSK CH 502200 (2511 MHz)

NR n41 SCS 30 kHz - Ant 5_PC2, Channel Bandwidth: 40 MHz

Modulation	RB Size	RB Offset	Peak To Average Ratio (dB)		
			CH 503202	CH 518598	CH 534000
			2516.01 MHz	2592.99 MHz	2670 MHz
BPSK	1	105	4.40	4.60	4.53
	1	0	4.52	4.58	4.47
	100	0	4.68	4.34	4.35

Spectrum Plot of Worst Value	
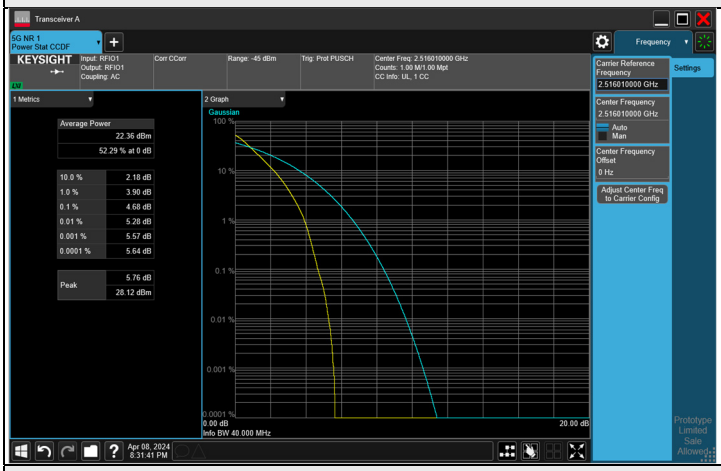	
BPSK CH 503202 (2516.01 MHz)	

NR n41 SCS 30 kHz - Ant 5_PC2, Channel Bandwidth: 50 MHz

Modulation	RB Size	RB Offset	Peak To Average Ratio (dB)		
			CH 504204	CH 518598	CH 532998
			2521.02 MHz	2592.99 MHz	2664.99 MHz
BPSK	1	132	4.49	4.80	4.76
	1	0	4.44	4.81	4.36
	128	0	5.60	4.75	4.37

Spectrum Plot of Worst Value	
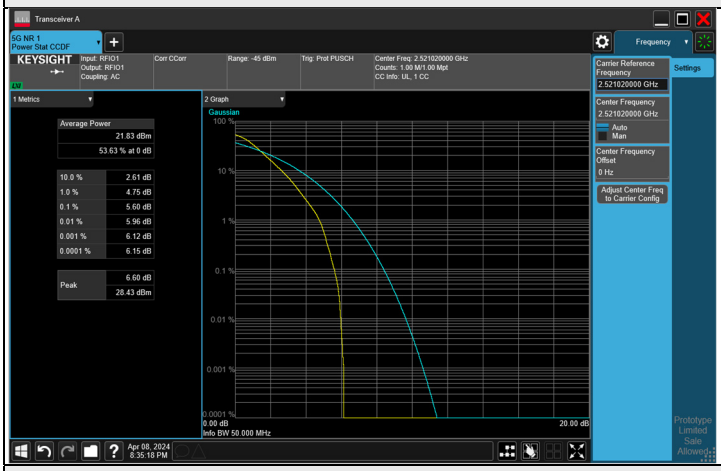	
BPSK CH 504204 (2521.02 MHz)	

NR n41 SCS 30 kHz - Ant 5_PC2, Channel Bandwidth: 60 MHz

Modulation	RB Size	RB Offset	Peak To Average Ratio (dB)		
			CH 505200	CH 518598	CH 531996
			2526 MHz	2592.99 MHz	2659.98 MHz
BPSK	1	161	4.34	4.70	4.58
	1	0	4.51	4.43	4.54
	162	0	4.40	4.07	4.50

Spectrum Plot of Worst Value	
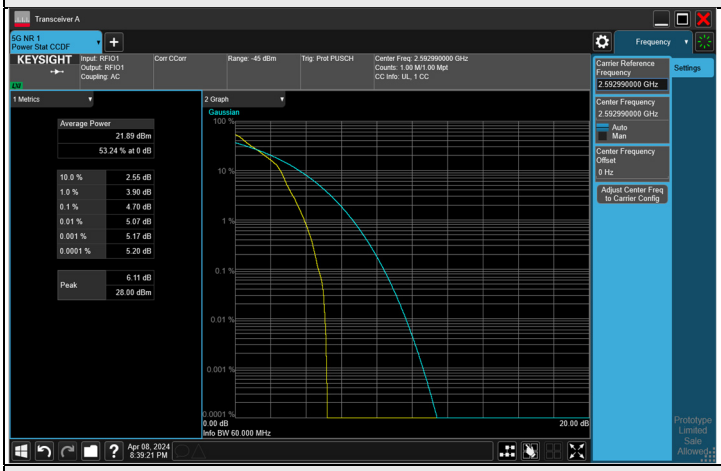	
BPSK CH 518598 (2592.99 MHz)	

NR n41 SCS 30 kHz - Ant 5_PC2, Channel Bandwidth: 80 MHz

Modulation	RB Size	RB Offset	Peak To Average Ratio (dB)		
			CH 507204	CH 518598	CH 529998
			2536.02 MHz	2592.99 MHz	2649.99 MHz
BPSK	1	216	4.45	4.34	4.86
	1	0	4.34	4.70	4.46
	216	0	4.45	4.28	4.88

Spectrum Plot of Worst Value	
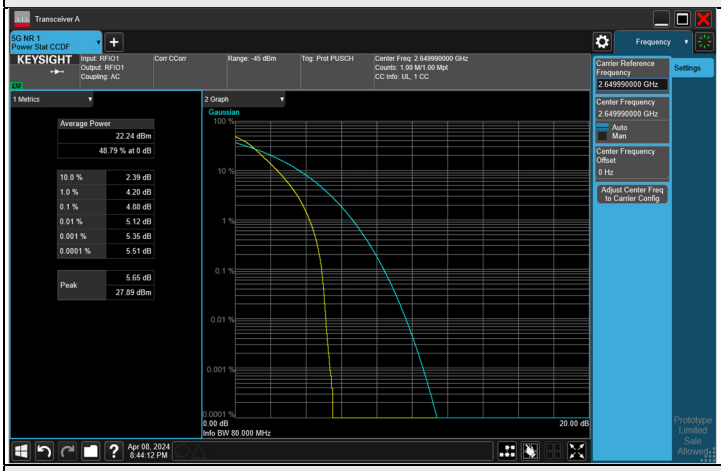	
BPSK CH 529998 (2649.99 MHz)	