NR n66 SCS 15 kHz - Ant 0, Channel Bandwidth: 20 MHz

Modulation	RB Size	RB Offset	Peak To Average Ratio (dB)		
			CH 344000	CH 349000	CH 354000
			1720 MHz	1745 MHz	1770 MHz
BPSK	1	105	4.11	4.23	3.72
	1	0	3.94	4.32	4.16
	100	0	4.17	4.22	4.15
QPSK	1	105	6.94	7.10	6.69
	1	0	6.63	7.01	6.79
	106	0	6.81	6.85	6.98
16QAM	1	105	6.96	6.85	6.46
	1	0	6.63	6.92	6.66
	106	0	6.88	6.95	7.01
64QAM	1	105	7.28	7.14	6.78
	1	0	7.01	7.24	7.07
	106	0	7.37	7.42	7.05
256QAM	1	105	8.95	8.86	8.73
	1	0	8.89	8.89	8.87
	106	0	8.70	8.65	8.65

Spectrum Plot of Worst Value

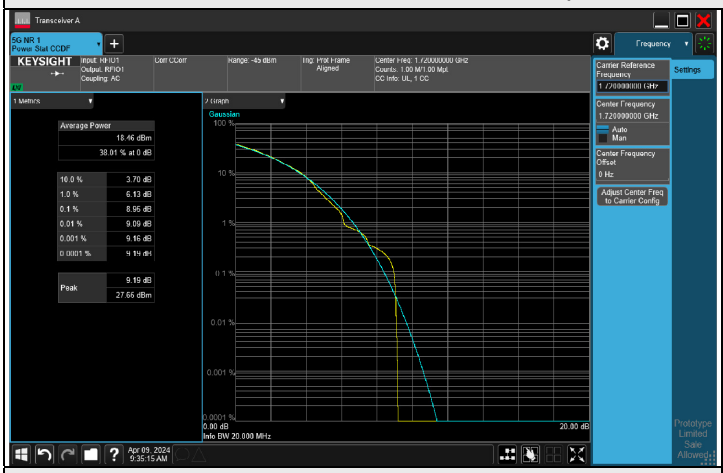

256QAM CH 344000 (1720 MHz)

7.3.12 NR n71 SCS 15 kHz

NR n71 SCS 15 kHz - Ant 0, Channel Bandwidth: 5 MHz

Modulation	RB Size	RB Offset	Peak To Average Ratio (dB)		
			CH 133100	CH 136100	CH 139100
			665.5 MHz	680.5 MHz	695.5 MHz
BPSK	1	24	2.65	3.08	3.03
	1	0	2.62	3.07	3.06
	25	0	2.73	3.16	3.12
QPSK	1	24	4.61	5.42	4.97
	1	0	4.64	5.35	4.93
	25	0	4.75	5.47	5.07
16QAM	1	24	4.95	5.6	5.77
	1	0	4.99	5.63	5.71
	25	0	5.09	5.73	5.85
64QAM	1	24	6.06	6.8	6.45
	1	0	6.12	6.75	6.46
	25	0	6.2	6.9	6.58
256QAM	1	24	6.32	6.95	6.44
	1	0	6.31	7.04	6.44
	25	0	6.38	7.09	6.55

Spectrum Plot of Worst Value

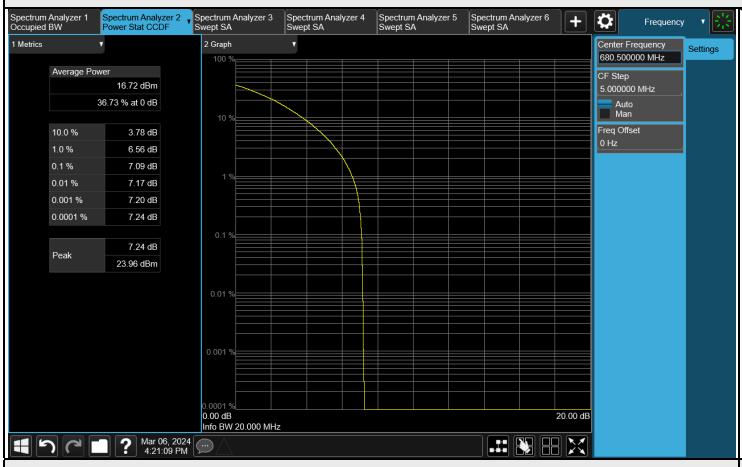

256QAM CH 136100 (680.5 MHz)

NR n71 SCS 15 kHz - Ant 0, Channel Bandwidth: 10 MHz

Modulation	RB Size	RB Offset	Peak To Average Ratio (dB)		
			CH 133600	CH 136100	CH 138600
			668 MHz	680.5 MHz	693 MHz
BPSK	1	51	2.55	3.24	3.03
	1	0	2.51	3.19	3.08
	50	0	2.62	3.32	3.18
QPSK	1	51	4.54	5.12	4.98
	1	0	4.56	5.07	5.05
	52	0	4.66	5.19	5.11
16QAM	1	51	4.94	5.52	5.56
	1	0	4.92	5.55	5.59
	52	0	4.99	5.61	5.69
64QAM	1	51	6.13	6.68	6.66
	1	0	6.19	6.74	6.6
	52	0	6.24	6.79	6.73
256QAM	1	51	6.69	6.82	6.61
	1	0	6.66	6.89	6.69
	52	0	6.74	6.95	6.76

Spectrum Plot of Worst Value

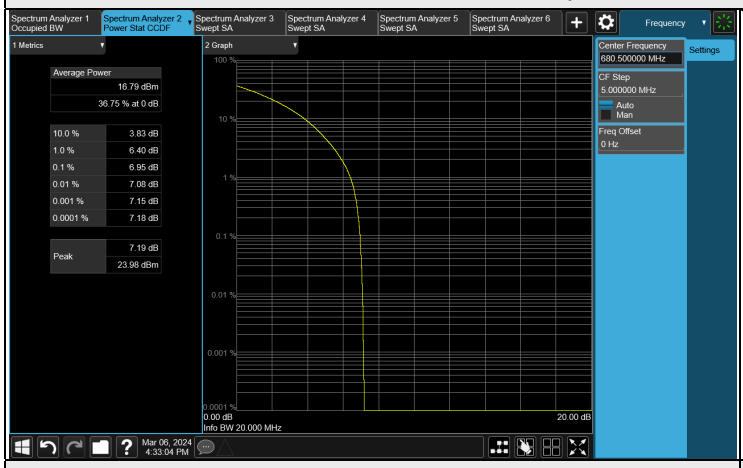

256QAM CH 136100 (680.5 MHz)

NR n71 SCS 15 kHz - Ant 0, Channel Bandwidth: 15 MHz

Modulation	RB Size	RB Offset	Peak To Average Ratio (dB)		
			CH 134100	CH 136100	CH 138100
			670.5 MHz	680.5 MHz	690.5 MHz
BPSK	1	78	2.83	3.11	2.91
	1	0	2.89	3.06	2.91
	75	0	2.94	3.17	2.98
QPSK	1	78	4.85	5.13	5.31
	1	0	4.8	5.08	5.32
	79	0	4.91	5.22	5.42
16QAM	1	78	5.25	5.43	5.66
	1	0	5.2	5.47	5.66
	79	0	5.35	5.54	5.79
64QAM	1	78	6.37	6.68	6.82
	1	0	6.31	6.65	6.81
	79	0	6.43	6.78	6.92
256QAM	1	78	7.17	6.97	6.8
	1	0	7.25	7.06	6.82
	79	0	7.32	7.11	6.92

Spectrum Plot of Worst Value

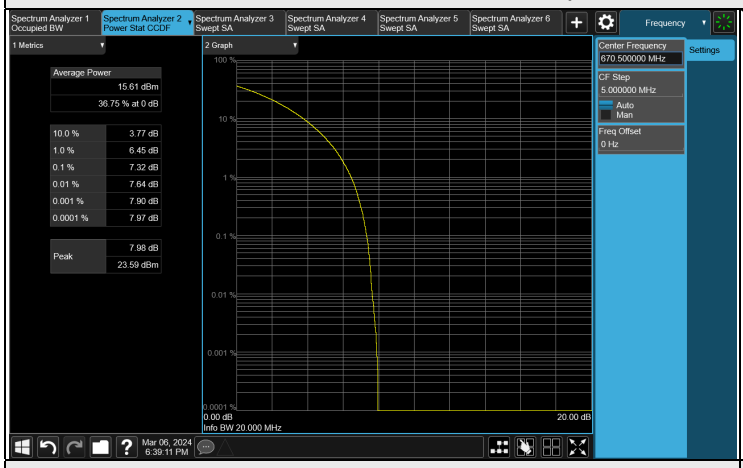

256QAM CH 134100 (670.5 MHz)

NR n71 SCS 15 kHz - Ant 0, Channel Bandwidth: 20 MHz

Modulation	RB Size	RB Offset	Peak To Average Ratio (dB)		
			CH 134600	CH 136100	CH 137600
			673 MHz	680.5 MHz	688 MHz
BPSK	1	105	3	3.02	3.11
	1	0	2.98	3	3.1
	100	0	3.07	3.12	3.2
QPSK	1	105	4.49	5.01	5.33
	1	0	4.49	5.05	5.32
	106	0	4.6	5.16	5.43
16QAM	1	105	4.77	5.43	5.74
	1	0	4.76	5.41	5.69
	106	0	4.82	5.51	5.81
64QAM	1	105	6.09	6.64	6.81
	1	0	6.11	6.68	6.89
	106	0	6.22	6.77	6.96
256QAM	1	105	7.28	7.23	7.06
	1	0	7.29	7.23	7.01
	106	0	7.38	7.33	7.12

Spectrum Plot of Worst Value

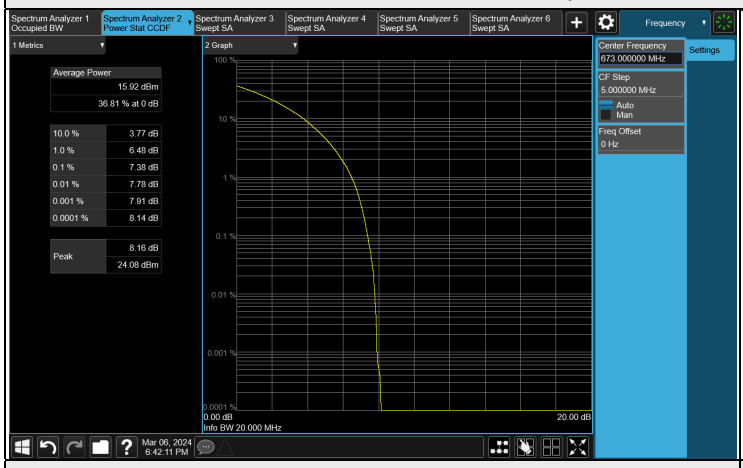

256QAM CH 134600 (673 MHz)

7.3.13 NR n77 SCS 30 kHz (3.7 GHz ~ 3.98 GHz)

NR n77 SCS 30 kHz (3.7 GHz ~ 3.98 GHz) - Ant 5, Channel Bandwidth: 20 MHz

Modulation	RB Size	RB Offset	Peak To Average Ratio (dB)		
			CH 647334	CH 656000	CH 664666
			3710.01 MHz	3840 MHz	3969.99 MHz
BPSK	1	50	4.41	4.38	4.37
	1	0	4.42	4.38	4.26
	50	0	4.45	4.49	4.66

Spectrum Plot of Worst Value	
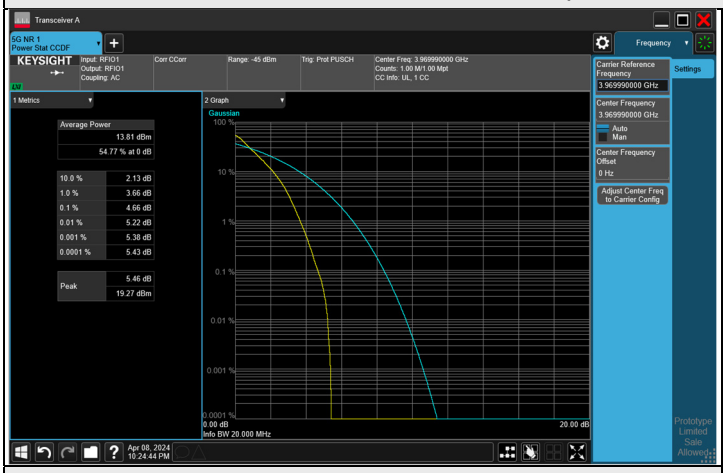	
BPSK CH 664666 (3969.99 MHz)	

NR n77 SCS 30 kHz (3.7 GHz ~ 3.98 GHz) - Ant 5, Channel Bandwidth: 30 MHz

Modulation	RB Size	RB Offset	Peak To Average Ratio (dB)		
			CH 647668	CH 656000	CH 664332
			3715.02 MHz	3840 MHz	3964.98 MHz
BPSK	1	77	4.43	4.32	4.29
	1	0	4.34	4.72	4.39
	75	0	4.24	4.46	4.66

Spectrum Plot of Worst Value	
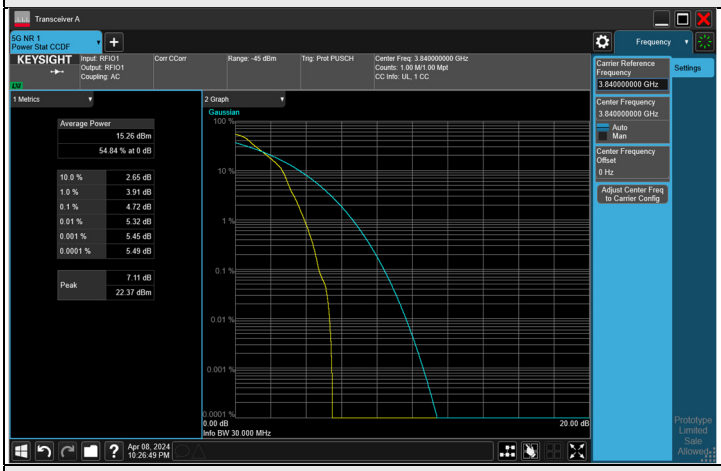	
BPSK CH 656000 (3840 MHz)	

NR n77 SCS 30 kHz (3.7 GHz ~ 3.98 GHz) - Ant 5, Channel Bandwidth: 40 MHz

Modulation	RB Size	RB Offset	Peak To Average Ratio (dB)		
			CH 648000	CH 656000	CH 664000
			3720 MHz	3840 MHz	3960 MHz
BPSK	1	105	4.60	4.30	4.65
	1	0	4.56	4.31	4.22
	100	0	4.66	4.47	4.92

Spectrum Plot of Worst Value

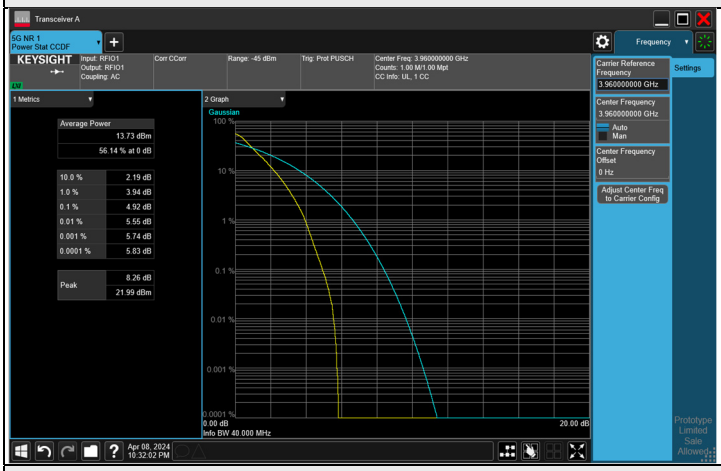

BPSK CH 664000 (3960 MHz)

NR n77 SCS 30 kHz (3.7 GHz ~ 3.98 GHz) - Ant 5, Channel Bandwidth: 60 MHz

Modulation	RB Size	RB Offset	Peak To Average Ratio (dB)		
			CH 648668	CH 656000	CH 663332
			3730.02 MHz	3840 MHz	3949.98 MHz
BPSK	1	161	4.37	4.42	4.71
	1	0	4.39	4.14	4.42
	162	0	4.87	4.15	4.39

Spectrum Plot of Worst Value

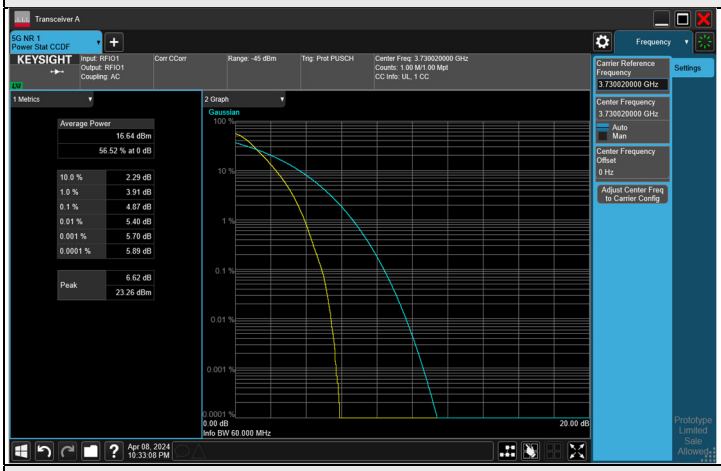

BPSK CH 648668 (3730.02 MHz)

NR n77 SCS 30 kHz (3.7 GHz ~ 3.98 GHz) - Ant 5, Channel Bandwidth: 80 MHz

Modulation	RB Size	RB Offset	Peak To Average Ratio (dB)		
			CH 649334	CH 656000	CH 662666
			3740.01 MHz	3840 MHz	3939.99 MHz
BPSK	1	216	4.23	4.04	4.46
	1	0	4.20	4.31	4.39
	216	0	5.73	4.39	4.71

Spectrum Plot of Worst Value

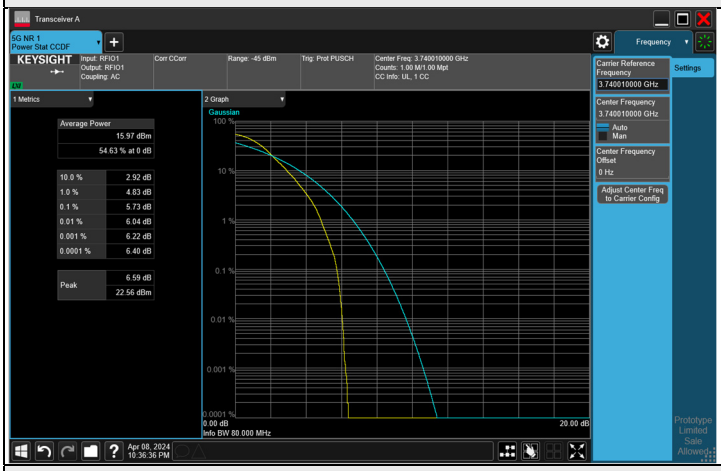

BPSK CH 649334 (3740.01 MHz)

NR n77 SCS 30 kHz (3.7 GHz ~ 3.98 GHz) - Ant 5, Channel Bandwidth: 100 MHz

Modulation	RB Size	RB Offset	Peak To Average Ratio (dB)		
			CH 650000	CH 656000	CH 662000
			3750 MHz	3840 MHz	3930 MHz
BPSK	1	272	4.44	4.18	4.21
	1	0	4.17	4.29	4.09
	270	0	4.89	4.80	5.10

Spectrum Plot of Worst Value	
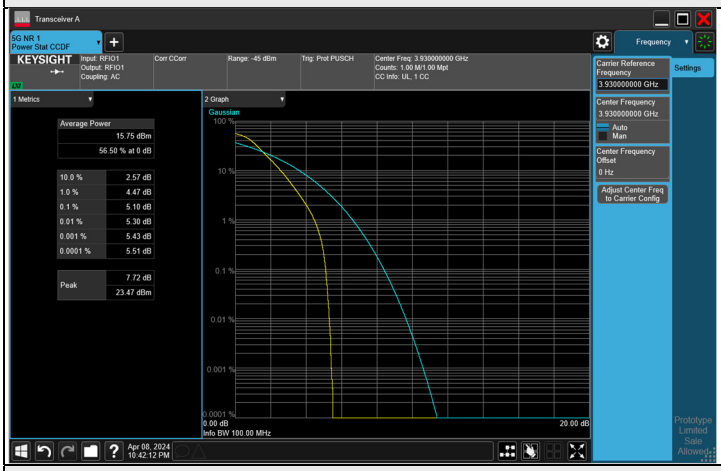	
BPSK CH 662000 (3930 MHz)	

NR n77 SCS 30 kHz (3.7 GHz ~ 3.98 GHz) - Ant 7, Channel Bandwidth: 20 MHz

Modulation	RB Size	RB Offset	Peak To Average Ratio (dB)		
			CH 647334	CH 656000	CH 664666
			3710.01 MHz	3840 MHz	3969.99 MHz
BPSK	1	50	4.42	4.21	4.45
	1	0	4.44	4.24	4.20
	50	0	4.47	4.46	4.70

Spectrum Plot of Worst Value

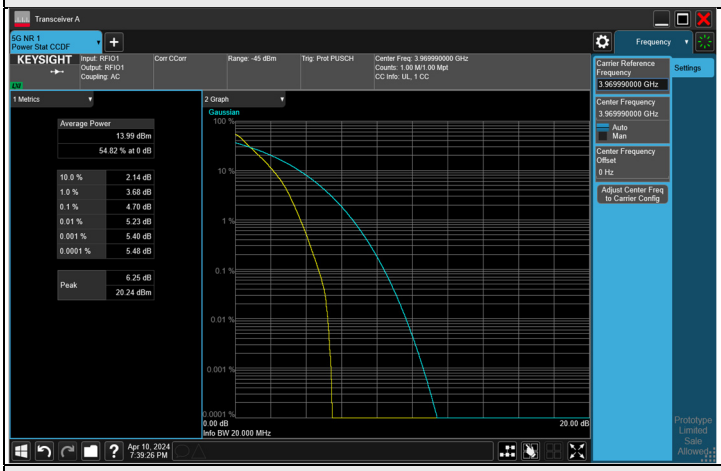

BPSK CH 664666 (3969.99 MHz)

NR n77 SCS 30 kHz (3.7 GHz ~ 3.98 GHz) - Ant 7, Channel Bandwidth: 30 MHz

Modulation	RB Size	RB Offset	Peak To Average Ratio (dB)		
			CH 647668	CH 656000	CH 664332
			3715.02 MHz	3840 MHz	3964.98 MHz
BPSK	1	77	4.24	4.24	4.42
	1	0	4.45	4.31	4.42
	75	0	4.82	4.61	4.46

Spectrum Plot of Worst Value

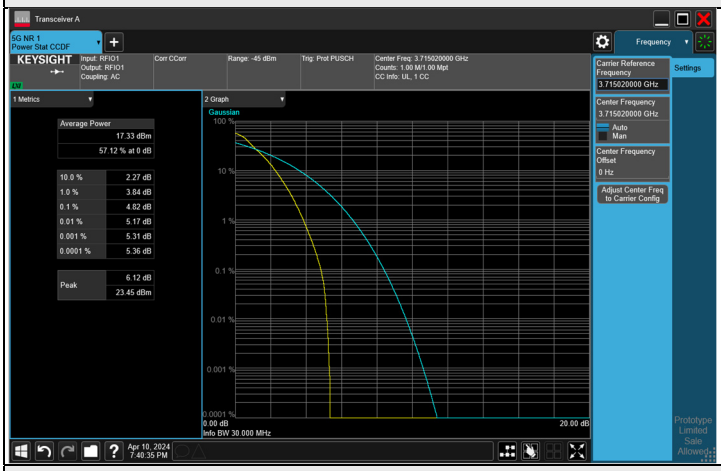

BPSK CH 647668 (3715.02 MHz)

NR n77 SCS 30 kHz (3.7 GHz ~ 3.98 GHz) - Ant 7, Channel Bandwidth: 40 MHz

Modulation	RB Size	RB Offset	Peak To Average Ratio (dB)		
			CH 648000	CH 656000	CH 664000
			3720 MHz	3840 MHz	3960 MHz
BPSK	1	105	4.57	4.30	4.41
	1	0	4.28	4.33	4.04
	100	0	4.57	4.73	4.64

Spectrum Plot of Worst Value

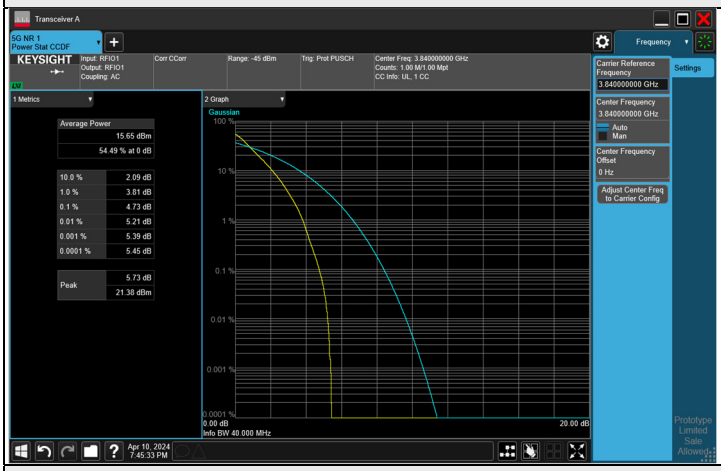

BPSK CH 656000 (3840 MHz)

NR n77 SCS 30 kHz (3.7 GHz ~ 3.98 GHz) - Ant 7, Channel Bandwidth: 60 MHz

Modulation	RB Size	RB Offset	Peak To Average Ratio (dB)		
			CH 648668	CH 656000	CH 663332
			3730.02 MHz	3840 MHz	3949.98 MHz
BPSK	1	161	4.89	4.17	4.20
	1	0	4.43	4.68	4.44
	162	0	4.58	4.15	4.17

Spectrum Plot of Worst Value

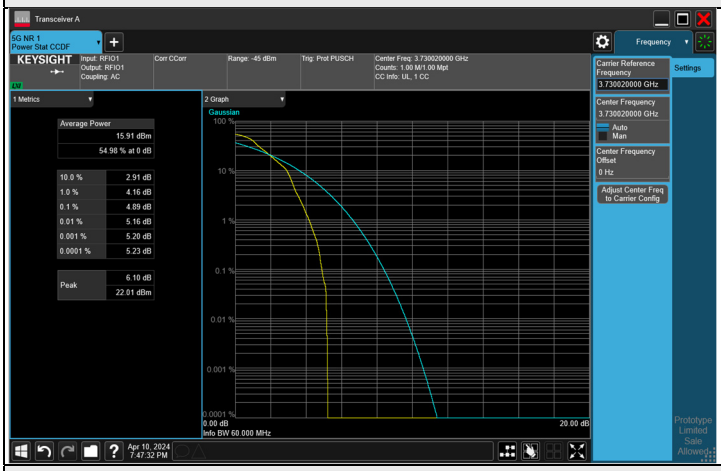

BPSK CH 648668 (3730.02 MHz)

NR n77 SCS 30 kHz (3.7 GHz ~ 3.98 GHz) - Ant 7, Channel Bandwidth: 80 MHz

Modulation	RB Size	RB Offset	Peak To Average Ratio (dB)		
			CH 649334	CH 656000	CH 662666
			3740.01 MHz	3840 MHz	3939.99 MHz
BPSK	1	216	4.24	4.93	4.46
	1	0	4.68	4.59	4.17
	216	0	4.54	4.47	4.65

Spectrum Plot of Worst Value	
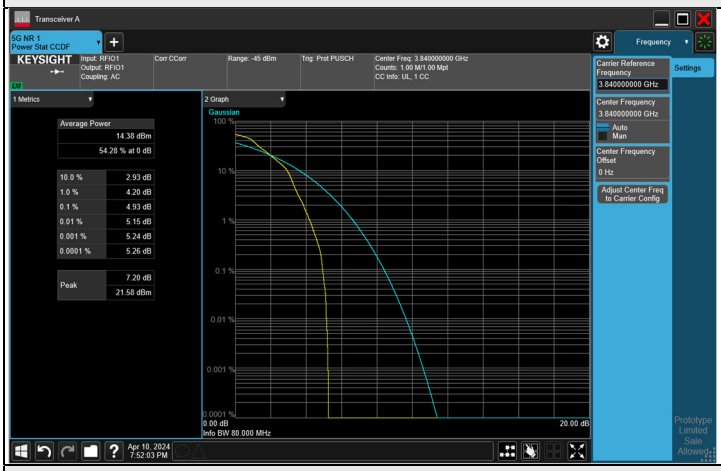	
BPSK CH 656000 (3840 MHz)	

NR n77 SCS 30 kHz (3.7 GHz ~ 3.98 GHz) - Ant 7, Channel Bandwidth: 100 MHz

Modulation	RB Size	RB Offset	Peak To Average Ratio (dB)		
			CH 650000	CH 656000	CH 662000
			3750 MHz	3840 MHz	3930 MHz
BPSK	1	272	4.43	4.44	4.11
	1	0	4.72	4.27	4.17
	270	0	5.50	5.41	4.67

Spectrum Plot of Worst Value	
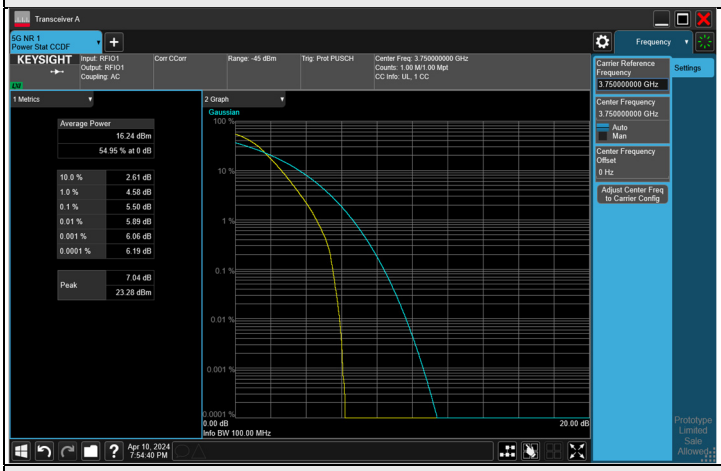	
BPSK CH 650000 (3750 MHz)	

NR n77 SCS 30 kHz (3.7 GHz ~ 3.98 GHz) - MIMO-Ant 5, Channel Bandwidth: 20 MHz

Modulation	RB Size	RB Offset	Peak To Average Ratio (dB)		
			CH 647334	CH 656000	CH 664666
			3710.01 MHz	3840 MHz	3969.99 MHz
BPSK	1	50	4.41	4.38	4.37
	1	0	4.42	4.38	4.26
	50	0	4.45	4.49	4.66
QPSK	1	50	7.47	7.18	6.95
	1	0	7.34	6.95	6.88
	51	0	7.24	7.02	6.86
16QAM	1	50	7.67	6.96	7.02
	1	0	7.76	6.87	6.84
	51	0	7.47	7.28	6.77
64QAM	1	50	7.70	7.06	7.01
	1	0	7.41	7.16	7.22
	51	0	7.54	7.35	7.01
256QAM	1	50	7.65	7.69	7.83
	1	0	8.00	7.96	8.06
	51	0	8.17	8.18	8.21

Spectrum Plot of Worst Value

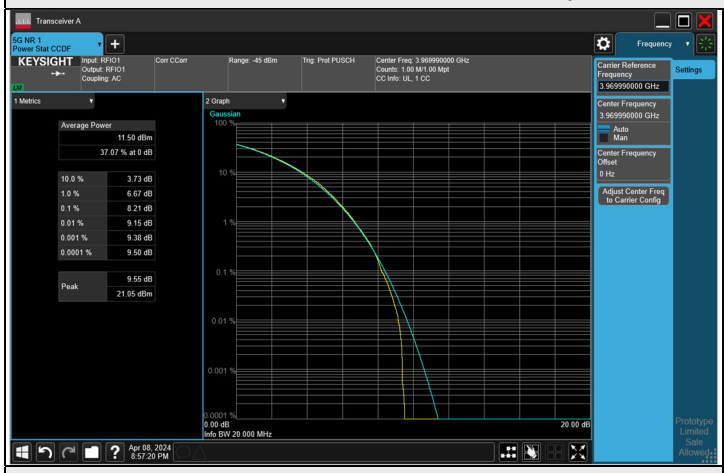

256QAM CH 664666 (3969.99 MHz)

NR n77 SCS 30 kHz (3.7 GHz ~ 3.98 GHz) - MIMO-Ant 5, Channel Bandwidth: 30 MHz

Modulation	RB Size	RB Offset	Peak To Average Ratio (dB)		
			CH 647668	CH 656000	CH 664332
			3715.02 MHz	3840 MHz	3964.98 MHz
BPSK	1	77	4.43	4.32	4.29
	1	0	4.34	4.72	4.39
	75	0	4.24	4.46	4.66
QPSK	1	77	7.48	6.95	6.87
	1	0	7.20	7.31	6.46
	78	0	7.08	7.09	7.03
16QAM	1	77	6.96	7.15	6.67
	1	0	6.99	7.27	6.52
	78	0	7.23	7.37	6.75
64QAM	1	77	7.36	7.43	7.28
	1	0	7.31	7.40	6.96
	78	0	7.20	7.59	7.12
256QAM	1	77	7.70	7.89	8.00
	1	0	8.05	7.98	8.21
	78	0	8.49	8.09	8.10

Spectrum Plot of Worst Value

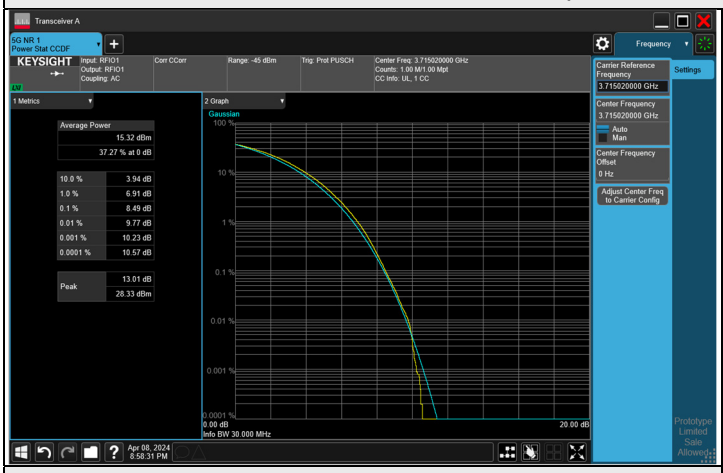

256QAM CH 647668 (3715.02 MHz)

NR n77 SCS 30 kHz (3.7 GHz ~ 3.98 GHz) - MIMO-Ant 5, Channel Bandwidth: 40 MHz

Modulation	RB Size	RB Offset	Peak To Average Ratio (dB)		
			CH 648000	CH 656000	CH 664000
			3720 MHz	3840 MHz	3960 MHz
BPSK	1	105	4.60	4.30	4.65
	1	0	4.56	4.31	4.22
	100	0	4.66	4.47	4.92
QPSK	1	105	7.40	6.93	6.69
	1	0	7.63	7.19	7.25
	106	0	7.45	7.26	6.81
16QAM	1	105	7.25	7.19	6.88
	1	0	7.00	7.05	6.87
	106	0	7.80	7.38	6.77
64QAM	1	105	7.51	7.22	6.87
	1	0	7.31	7.08	6.84
	106	0	7.75	7.44	6.74
256QAM	1	105	7.45	7.53	7.69
	1	0	8.01	8.03	8.01
	106	0	8.25	8.50	8.40

Spectrum Plot of Worst Value

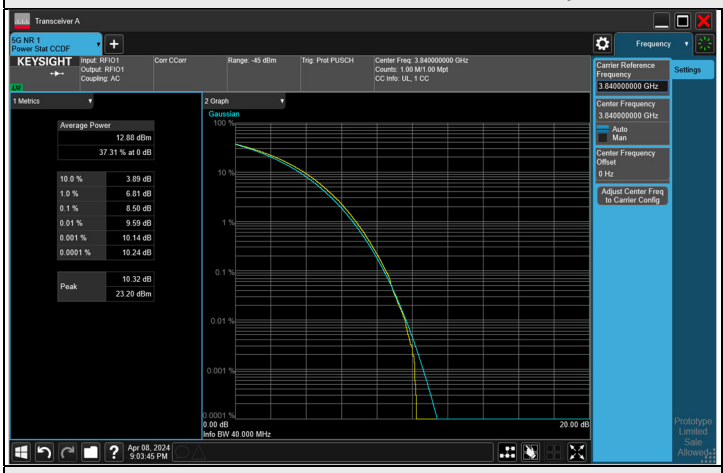

256QAM CH 656000 (3840 MHz)

NR n77 SCS 30 kHz (3.7 GHz ~ 3.98 GHz) - MIMO-Ant 5, Channel Bandwidth: 60 MHz

Modulation	RB Size	RB Offset	Peak To Average Ratio (dB)		
			CH 648668	CH 656000	CH 663332
			3730.02 MHz	3840 MHz	3949.98 MHz
BPSK	1	161	4.37	4.42	4.71
	1	0	4.39	4.14	4.42
	162	0	4.87	4.15	4.39
QPSK	1	161	7.21	7.16	7.08
	1	0	7.24	6.95	6.97
	162	0	8.28	7.35	6.85
16QAM	1	161	7.59	6.55	7.08
	1	0	7.45	6.91	7.14
	162	0	7.71	6.74	7.05
64QAM	1	161	7.34	6.94	7.66
	1	0	7.43	7.06	6.92
	162	0	7.56	7.41	6.90
256QAM	1	161	8.34	8.07	7.79
	1	0	7.80	7.73	8.34
	162	0	8.23	8.24	7.91

Spectrum Plot of Worst Value

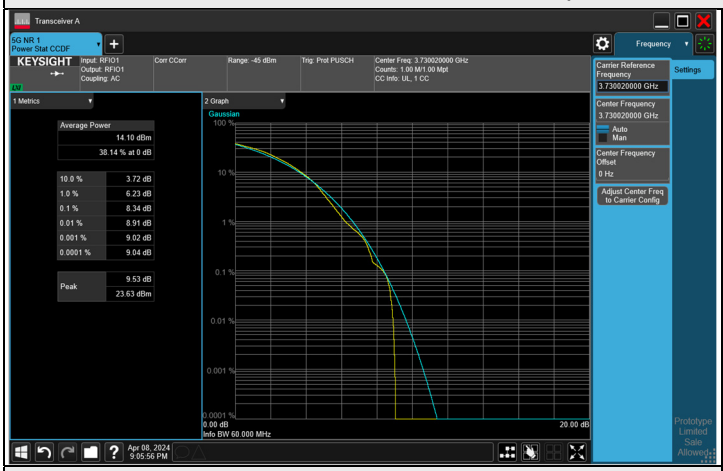

256QAM CH 648668 (3730.02 MHz)

NR n77 SCS 30 kHz (3.7 GHz ~ 3.98 GHz) - MIMO-Ant 5, Channel Bandwidth: 80 MHz

Modulation	RB Size	RB Offset	Peak To Average Ratio (dB)		
			CH 649334	CH 656000	CH 662666
			3740.01 MHz	3840 MHz	3939.99 MHz
BPSK	1	216	4.23	4.04	4.46
	1	0	4.20	4.31	4.39
	216	0	5.73	4.39	4.71
QPSK	1	216	7.28	7.42	6.96
	1	0	7.56	6.87	6.87
	217	0	7.75	7.75	7.56
16QAM	1	216	7.24	6.97	6.97
	1	0	7.27	6.72	6.90
	217	0	7.73	7.12	7.57
64QAM	1	216	7.23	6.93	7.13
	1	0	7.73	7.59	6.98
	217	0	8.16	6.97	7.35
256QAM	1	216	7.36	7.74	7.80
	1	0	8.44	8.27	7.84
	217	0	8.35	8.30	8.01

Spectrum Plot of Worst Value

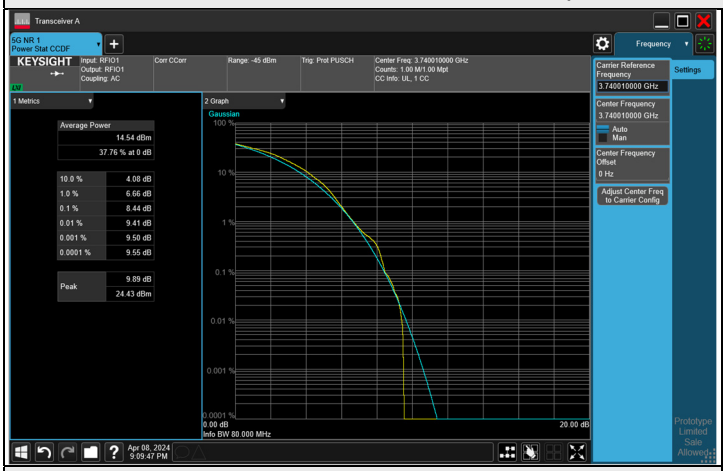

256QAM CH 649334 (3740.01 MHz)

NR n77 SCS 30 kHz (3.7 GHz ~ 3.98 GHz) - MIMO-Ant 5, Channel Bandwidth: 100 MHz

Modulation	RB Size	RB Offset	Peak To Average Ratio (dB)		
			CH 650000	CH 656000	CH 662000
			3750 MHz	3840 MHz	3930 MHz
BPSK	1	272	4.44	4.18	4.21
	1	0	4.17	4.29	4.09
	270	0	4.89	4.80	5.10
QPSK	1	272	7.55	7.16	7.42
	1	0	7.75	7.17	7.05
	273	0	7.86	6.95	7.08
16QAM	1	272	7.62	6.78	6.59
	1	0	7.70	7.24	6.78
	273	0	7.59	7.40	7.35
64QAM	1	272	7.35	7.13	7.22
	1	0	7.01	7.06	7.11
	273	0	7.88	7.75	7.38
256QAM	1	272	7.74	7.63	7.43
	1	0	7.92	7.74	7.48
	273	0	8.14	8.33	8.83

Spectrum Plot of Worst Value

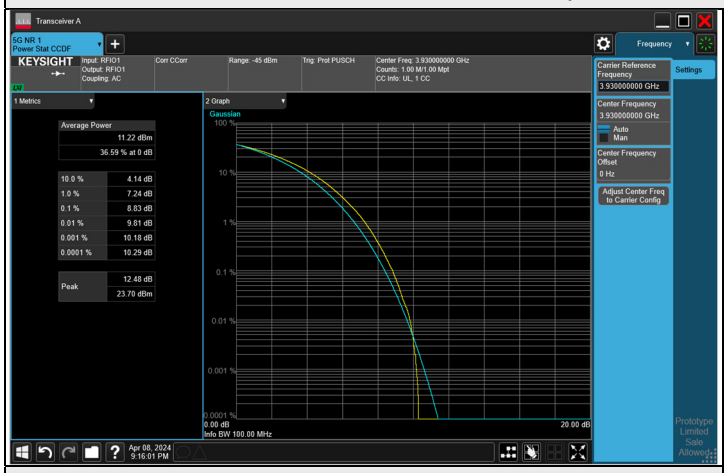

256QAM CH 662000 (3930 MHz)

NR n77 SCS 30 kHz (3.7 GHz ~ 3.98 GHz) - MIMO-Ant 7, Channel Bandwidth: 20 MHz

Modulation	RB Size	RB Offset	Peak To Average Ratio (dB)		
			CH 647334	CH 656000	CH 664666
			3710.01 MHz	3840 MHz	3969.99 MHz
BPSK	1	50	4.42	4.21	4.45
	1	0	4.44	4.24	4.20
	50	0	4.47	4.46	4.70
QPSK	1	50	7.61	7.13	6.77
	1	0	7.49	6.89	7.04
	51	0	7.34	7.24	6.66
16QAM	1	50	7.05	7.04	6.92
	1	0	7.37	7.29	6.91
	51	0	7.33	7.48	6.85
64QAM	1	50	7.35	7.16	7.12
	1	0	7.33	7.00	7.22
	51	0	7.73	7.41	6.94
256QAM	1	50	7.66	7.80	7.74
	1	0	7.70	8.14	8.31
	51	0	8.29	8.16	8.22

Spectrum Plot of Worst Value

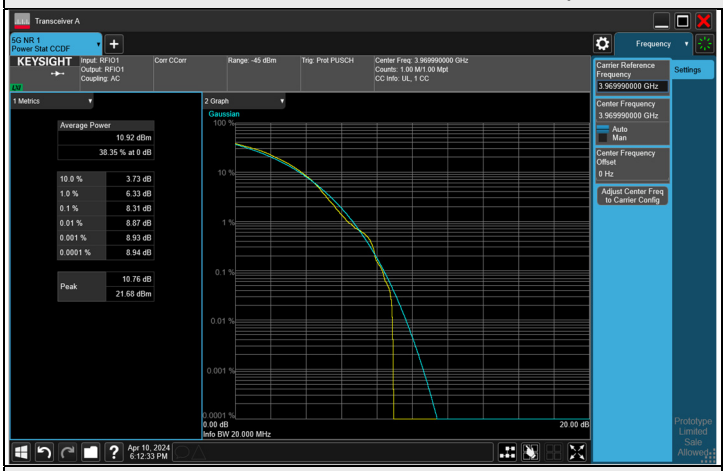

256QAM CH 664666 (3969.99 MHz)

NR n77 SCS 30 kHz (3.7 GHz ~ 3.98 GHz) - MIMO-Ant 7, Channel Bandwidth: 30 MHz

Modulation	RB Size	RB Offset	Peak To Average Ratio (dB)		
			CH 647668	CH 656000	CH 664332
			3715.02 MHz	3840 MHz	3964.98 MHz
BPSK	1	77	4.24	4.24	4.42
	1	0	4.45	4.31	4.42
	75	0	4.82	4.61	4.46
QPSK	1	77	7.53	7.37	6.76
	1	0	7.14	7.31	6.59
	78	0	7.25	7.48	6.48
16QAM	1	77	7.26	7.09	7.12
	1	0	6.84	7.46	6.72
	78	0	7.26	7.50	6.63
64QAM	1	77	7.43	7.69	7.01
	1	0	7.20	7.45	6.67
	78	0	7.34	7.71	6.72
256QAM	1	77	7.71	8.09	7.76
	1	0	8.00	7.88	8.32
	78	0	8.25	8.63	8.16

Spectrum Plot of Worst Value

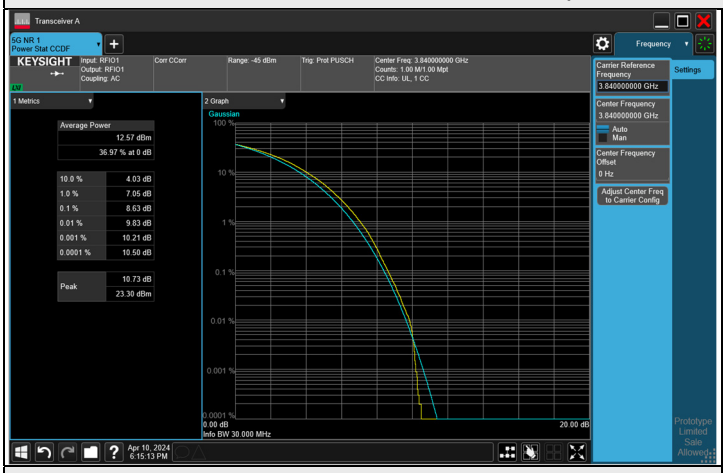

256QAM CH 656000 (3840 MHz)

NR n77 SCS 30 kHz (3.7 GHz ~ 3.98 GHz) - MIMO-Ant 7, Channel Bandwidth: 40 MHz

Modulation	RB Size	RB Offset	Peak To Average Ratio (dB)		
			CH 648000	CH 656000	CH 664000
			3720 MHz	3840 MHz	3960 MHz
BPSK	1	105	4.57	4.30	4.41
	1	0	4.28	4.33	4.04
	100	0	4.57	4.73	4.64
QPSK	1	105	7.67	7.03	6.77
	1	0	7.56	7.32	6.91
	106	0	7.52	7.37	7.08
16QAM	1	105	7.69	6.92	6.78
	1	0	7.47	7.31	6.76
	106	0	7.49	7.25	6.91
64QAM	1	105	7.40	6.95	7.04
	1	0	7.46	7.12	7.00
	106	0	7.33	7.78	6.86
256QAM	1	105	8.00	7.81	7.58
	1	0	8.18	7.93	7.63
	106	0	8.27	8.28	8.16

Spectrum Plot of Worst Value

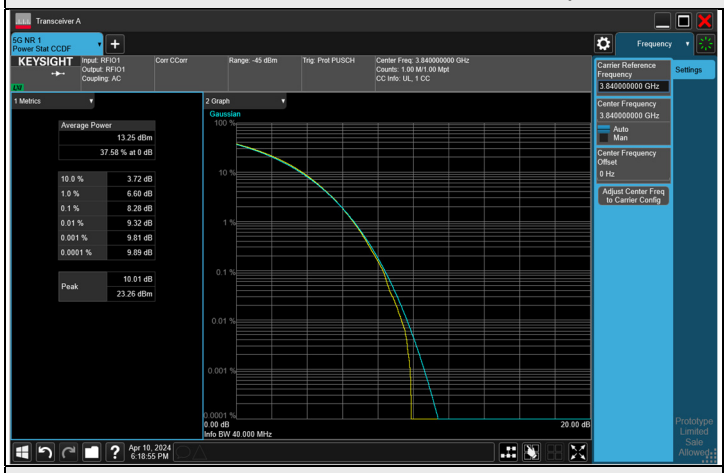

256QAM CH 656000 (3840 MHz)

NR n77 SCS 30 kHz (3.7 GHz ~ 3.98 GHz) - MIMO-Ant 7, Channel Bandwidth: 60 MHz

Modulation	RB Size	RB Offset	Peak To Average Ratio (dB)		
			CH 648668	CH 656000	CH 663332
			3730.02 MHz	3840 MHz	3949.98 MHz
BPSK	1	161	4.89	4.17	4.20
	1	0	4.43	4.68	4.44
	162	0	4.58	4.15	4.17
QPSK	1	161	7.15	7.19	7.33
	1	0	7.28	7.29	7.24
	162	0	7.69	6.79	7.08
16QAM	1	161	7.60	6.61	7.32
	1	0	7.69	7.15	6.82
	162	0	7.79	7.07	6.86
64QAM	1	161	7.68	7.56	7.10
	1	0	7.82	7.36	7.21
	162	0	7.67	6.85	6.98
256QAM	1	161	7.60	8.20	8.10
	1	0	8.39	7.52	7.99
	162	0	8.27	8.51	8.20

Spectrum Plot of Worst Value

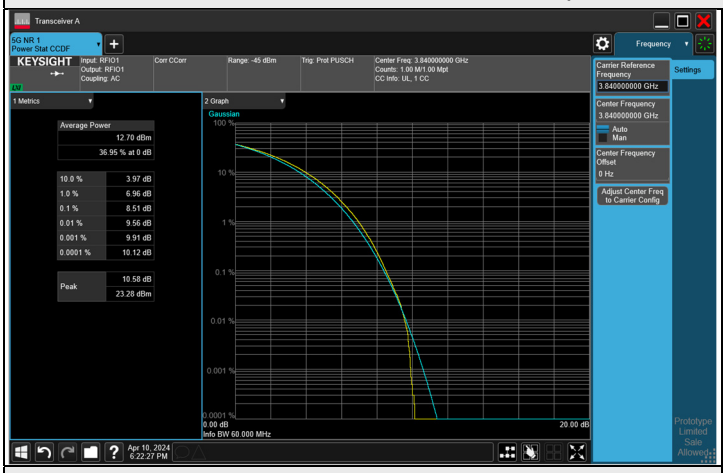

256QAM CH 656000 (3840 MHz)

NR n77 SCS 30 kHz (3.7 GHz ~ 3.98 GHz) - MIMO-Ant 7, Channel Bandwidth: 80 MHz

Modulation	RB Size	RB Offset	Peak To Average Ratio (dB)		
			CH 649334	CH 656000	CH 662666
			3740.01 MHz	3840 MHz	3939.99 MHz
BPSK	1	216	4.24	4.93	4.46
	1	0	4.68	4.59	4.17
	216	0	4.54	4.47	4.65
QPSK	1	216	8.00	7.07	7.49
	1	0	7.32	7.18	7.27
	217	0	7.74	6.84	7.29
16QAM	1	216	7.57	6.88	7.00
	1	0	7.77	6.70	6.84
	217	0	7.86	7.21	7.08
64QAM	1	216	7.37	6.91	7.18
	1	0	7.14	7.11	7.32
	217	0	7.93	7.30	8.24
256QAM	1	216	7.80	7.80	8.17
	1	0	7.58	7.78	7.95
	217	0	8.62	8.07	8.03

Spectrum Plot of Worst Value

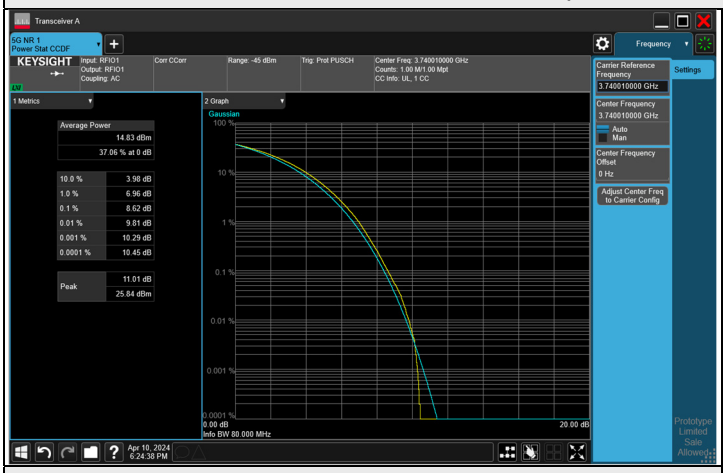

256QAM CH 649334 (3740.01 MHz)

NR n77 SCS 30 kHz (3.7 GHz ~ 3.98 GHz) - MIMO-Ant 7, Channel Bandwidth: 100 MHz

Modulation	RB Size	RB Offset	Peak To Average Ratio (dB)		
			CH 650000	CH 656000	CH 662000
			3750 MHz	3840 MHz	3930 MHz
BPSK	1	272	4.43	4.44	4.11
	1	0	4.72	4.27	4.17
	270	0	5.50	5.41	4.67
QPSK	1	272	7.49	6.93	7.11
	1	0	7.79	6.90	7.15
	273	0	7.63	6.96	7.98
16QAM	1	272	7.15	6.90	6.67
	1	0	7.26	7.68	6.96
	273	0	7.66	7.74	7.40
64QAM	1	272	7.21	6.89	6.95
	1	0	7.44	7.04	6.93
	273	0	7.92	7.34	7.15
256QAM	1	272	7.58	7.64	8.16
	1	0	8.06	7.81	8.23
	273	0	8.13	8.40	8.60

Spectrum Plot of Worst Value

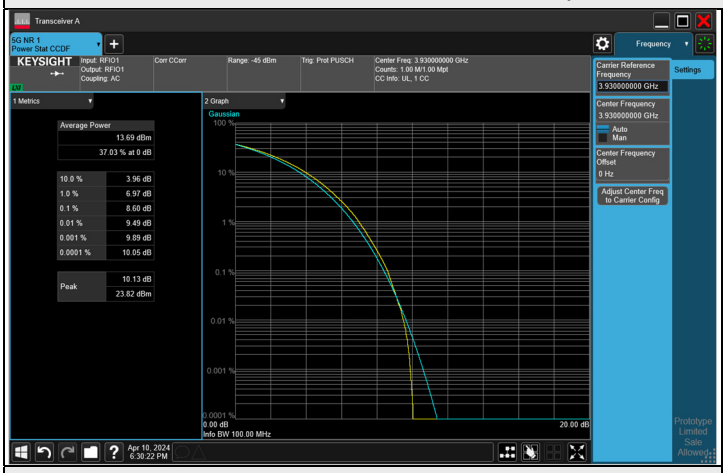

256QAM CH 662000 (3930 MHz)

7.3.14 NR n78 SCS 30 kHz (3.45 GHz ~ 3.55 GHz)

NR n78 SCS 30 kHz (3.45 GHz ~ 3.55 GHz) - Ant 5, Channel Bandwidth: 20 MHz

Modulation	RB Size	RB Offset	Peak To Average Ratio (dB)		
			CH 630668	CH 633334	CH 636000
			3460.02 MHz	3500.01 MHz	3540 MHz
BPSK	1	50	4.46	4.34	4.55
	1	0	4.51	4.34	4.27
	50	0	4.61	4.68	4.53

Spectrum Plot of Worst Value	
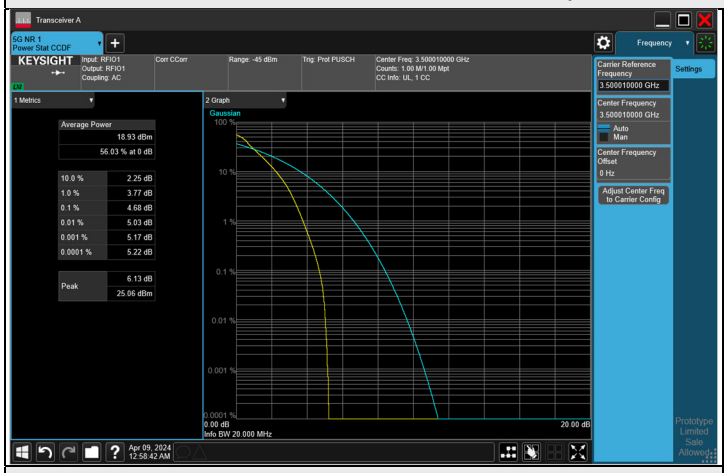	
BPSK CH 633334 (3500.01 MHz)	

NR n78 SCS 30 kHz (3.45 GHz ~ 3.55 GHz) - Ant 5, Channel Bandwidth: 30 MHz

Modulation	RB Size	RB Offset	Peak To Average Ratio (dB)		
			CH 631000	CH 633334	CH 635666
			3465 MHz	3500.01 MHz	3534.99 MHz
BPSK	1	77	4.45	4.46	4.50
	1	0	4.42	4.57	4.25
	75	0	4.42	4.48	4.35

Spectrum Plot of Worst Value	
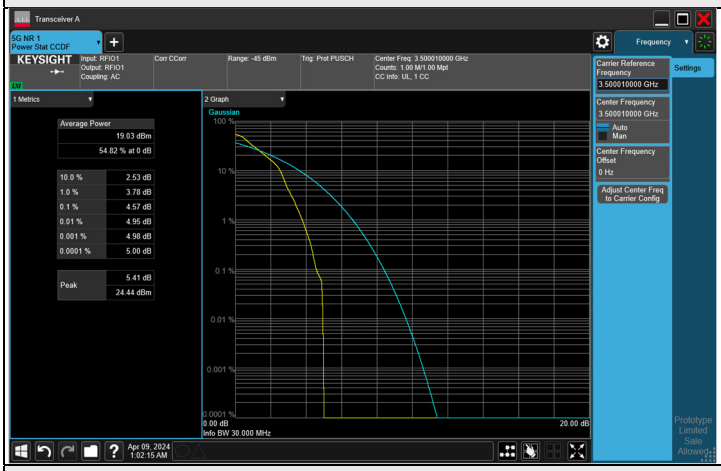	
BPSK CH 633334 (3500.01 MHz)	

NR n78 SCS 30 kHz (3.45 GHz ~ 3.55 GHz) - Ant 5, Channel Bandwidth: 40 MHz

Modulation	RB Size	RB Offset	Peak To Average Ratio (dB)		
			CH 631334	CH 633334	CH 635332
			3470.01 MHz	3500.01 MHz	3529.98 MHz
BPSK	1	105	4.21	4.71	4.34
	1	0	4.11	4.42	4.58
	100	0	4.59	4.24	4.31

Spectrum Plot of Worst Value

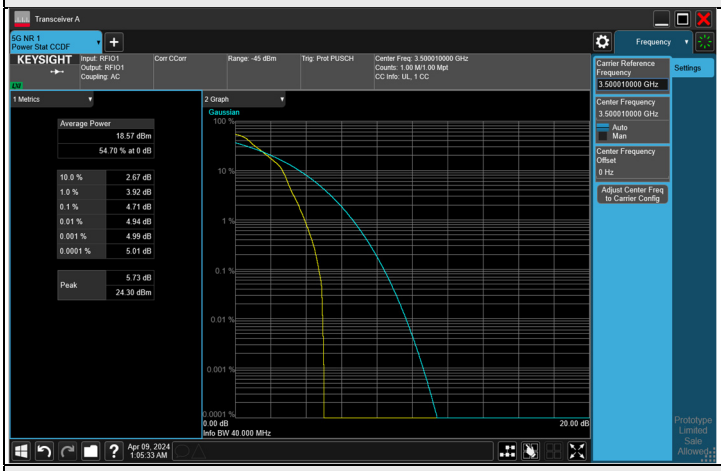

BPSK CH 633334 (3500.01 MHz)