TEST REPORT

CERTIFICATE OF CONFORMITY

Standard: **47 CFR FCC Part 22**
47 CFR FCC Part 24
47 CFR FCC Part 27
47 CFR FCC Part 90
47 CFR FCC Part 2

Report No.: RFBCMN-WTW-P23100614-11 R1
FCC ID: Q3N-RS38
Product: Mobile Computer
Brand: CIPHERLAB
Model No.: RS38
Received Date: 2023/11/12
Test Date: 2024/1/8 ~ 2024/9/23
Issued Date: 2024/9/24

Applicant: Cipherlab Co., Ltd.
Address: 12F, 333 Dunhua S. Rd., Sec. 2, Taipei, Taiwan 10669
Issued By: Bureau Veritas Consumer Products Services (H.K.) Ltd., Taoyuan Branch
Lin Kou Laboratories
Lab Address: No. 47-2, 14th Ling, Chia Pau Vil., Lin Kou Dist., New Taipei City, Taiwan
Test Location(1): No. 19, Hwa Ya 2nd Rd., Wen Hwa Vil., Kewi Shan Dist., Taoyuan City 33383, Taiwan
Test Location(2): No. 70, Wenming Rd., Guishan Dist., Taoyuan City 333, Taiwan (R.O.C.)
FCC Registration / 788550 / TW0003 for Test Location(1)
Designation Number: 281270 / TW0032 for Test Location(2)

Approved by: Jeremy Lin , **Date:** 2024/9/24
Jeremy Lin / Project Engineer

This test report consists of 775 pages in total. It may be duplicated completely for legal use with the approval of the applicant. It should not be reproduced except in full, without the written approval of our laboratory. The test results in the report only apply to the tested sample. The test results in this report are traceable to the national or international standards.

Prepared by : Polly Chien / Specialist

This report is governed by, and incorporates by reference, the Conditions of Testing as posted at the date of issuance of this report at http://www.bureauveritas.com/home/about-us/our-business/cps/about-us/terms-conditions/ and is intended for your exclusive use. Any copying or replication of this report to or for any other person or entity, or use of our name or trademark, is permitted only with our prior written permission. This report sets forth our findings solely with respect to the test samples identified herein. The results set forth in this report are not indicative or representative of the quality or characteristics of the lot from which a test sample was taken or any similar or identical product unless specifically and expressly noted. Our report includes all of the tests requested by you and the results thereof based upon the information that you provided to us. Measurement uncertainty is only provided upon request for accredited tests. Statements of conformity are based on simple acceptance criteria without taking measurement uncertainty into account, unless otherwise requested in writing. You have 60 days from date of issuance of this report to notify us of any material error or omission caused by our negligence or if you require measurement uncertainty; provided, however, that such notice shall be in writing and shall specifically address the issue you wish to raise. A failure to raise such issue within the prescribed time shall constitute your unqualified acceptance of the completeness of this report, the tests conducted and the correctness of the report contents.

Table of Contents

Release Control Record **6**

1 Certificate **7**

2 Summary of Test Results **8**

2.1 Measurement Uncertainty 9
2.2 Supplementary Information 9

3 General Information **10**

3.1 General Description of EUT 10
3.2 Antenna Description of EUT 17
3.3 Test Mode Applicability and Tested Channel Detail 18
3.3.1 LTE Band 2 18
3.3.2 LTE Band 4 21
3.3.3 LTE Band 5 24
3.3.4 LTE Band 7 26
3.3.5 LTE Band 12 28
3.3.6 LTE Band 13 30
3.3.7 LTE Band 14 31
3.3.8 LTE Band 17 32
3.3.9 LTE Band 25 33
3.3.10 LTE Band 26 (814 MHz ~ 824 MHz) 35
3.3.11 LTE Band 26 (824 MHz ~ 849 MHz) 37
3.3.12 LTE Band 30 39
3.3.13 LTE Band 38 40
3.3.14 LTE Band 41 42
3.3.15 LTE Band 66 44
3.3.16 LTE Band 71 46
3.4 Test Program Used and Operation Descriptions 48
3.5 Connection Diagram of EUT and Peripheral Devices 48
3.6 Configuration of Peripheral Devices and Cable Connections 48

4 Test Instruments **49**

4.1 Effective Radiated Power and Equivalent Isotropically Radiated Power 49
4.2 Modulation Characteristics 49
4.3 Peak to Average Ratio 49
4.4 Bandwidth 49
4.5 Conducted Spurious Emissions 49
4.6 Radiated Spurious Emissions below 1GHz 50
4.7 Radiated Spurious Emissions above 1GHz 51
4.8 Frequency Stability 52

5 Limits of Test Items **53**

5.1 Effective Radiated Power and Equivalent Isotropically Radiated Power 53
5.2 Modulation Characteristics 53
5.3 Peak to Average Ratio 53
5.4 Bandwidth 53
5.5 Conducted Spurious Emissions 54
5.6 Radiated Spurious Emissions below 1GHz 56
5.7 Radiated Spurious Emissions above 1GHz 57
5.8 Frequency Stability 57

6 Test Arrangements **58**

6.1 Effective Radiated Power and Equivalent Isotropically Radiated Power 58
6.1.1 Test Setup 58
6.1.2 Test Procedure 58
6.2 Modulation Characteristics 59
6.2.1 Test Setup 59
6.2.2 Test Procedure 59
6.3 Peak to Average Ratio 59

6.3.1 Test Setup 59
6.3.2 Test Procedure 59
6.4 Bandwidth 60
6.4.1 Test Setup 60
6.4.2 Test Procedure 60
6.5 Conducted Spurious Emissions 62
6.5.1 Test Setup 62
6.5.2 Test Procedure 62
6.6 Radiated Spurious Emissions below 1GHz 63
6.6.1 Test Setup 63
6.6.2 Test Procedure 64
6.7 Radiated Spurious Emissions above 1GHz 65
6.7.1 Test Setup 65
6.7.2 Test Procedure 65
6.8 Frequency Stability 66
6.8.1 Test Setup 66
6.8.2 Test Procedure 66

7 Test Results of Test Item 67

7.1 Effective Radiated Power and Equivalent Isotropically Radiated Power 67
7.1.1 LTE Band 2 67
7.1.2 LTE Band 4 91
7.1.3 LTE Band 5 115
7.1.4 LTE Band 7 123
7.1.5 LTE Band 12 139
7.1.6 LTE Band 13 147
7.1.7 LTE Band 14 151
7.1.8 LTE Band 17 155
7.1.9 LTE Band 25 159
7.1.10 LTE Band 26 (814 MHz ~ 824 MHz) 183
7.1.11 LTE Band 26 (824 MHz ~ 849 MHz) 191
7.1.12 LTE Band 30 201
7.1.13 LTE Band 38 209
7.1.14 LTE Band 41 225
7.1.15 LTE Band 66 249
7.1.16 LTE Band 71 273
7.2 Modulation Characteristics 281
7.2.1 LTE Band 2 281
7.2.2 LTE Band 4 282
7.2.3 LTE Band 5 283
7.2.4 LTE Band 7 284
7.2.5 LTE Band 12 285
7.2.6 LTE Band 13 286
7.2.7 LTE Band 14 287
7.2.8 LTE Band 17 288
7.2.9 LTE Band 25 289
7.2.10 LTE Band 26 (814 MHz ~ 824 MHz) 290
7.2.11 LTE Band 26 (824 MHz ~ 849 MHz) 291
7.2.12 LTE Band 30 292
7.2.13 LTE Band 38 293
7.2.14 LTE Band 41 294
7.2.15 LTE Band 66 295
7.2.16 LTE Band 71 296
7.3 Peak to Average Ratio 297
7.3.1 LTE Band 2 297
7.3.2 LTE Band 4 303
7.3.3 LTE Band 5 309
7.3.4 LTE Band 7 313
7.3.5 LTE Band 12 317
7.3.6 LTE Band 13 321
7.3.7 LTE Band 14 323

7.3.8 LTE Band 17 325
7.3.9 LTE Band 25 327
7.3.10 LTE Band 26 (824 MHz ~ 849 MHz) 333
7.3.11 LTE Band 30 338
7.3.12 LTE Band 38 340
7.3.13 LTE Band 41 344
7.3.14 LTE Band 66 348
7.3.15 LTE Band 71 354
7.4 Bandwidth 358
7.4.1 LTE Band 2 358
7.4.2 LTE Band 4 364
7.4.3 LTE Band 5 370
7.4.4 LTE Band 7 374
7.4.5 LTE Band 12 378
7.4.6 LTE Band 13 382
7.4.7 LTE Band 14 384
7.4.8 LTE Band 17 386
7.4.9 LTE Band 25 388
7.4.10 LTE Band 26 (814 MHz ~ 824 MHz) 394
7.4.11 LTE Band 26 (824 MHz ~ 849 MHz) 398
7.4.12 LTE Band 30 403
7.4.13 LTE Band 38 405
7.4.14 LTE Band 41 409
7.4.15 LTE Band 66 413
7.4.16 LTE Band 71 419
7.5 Conducted Spurious Emissions 423
7.5.1 LTE Band 2 423
7.5.2 LTE Band 4 435
7.5.3 LTE Band 5 447
7.5.4 LTE Band 7 455
7.5.5 LTE Band 12 463
7.5.6 LTE Band 13 471
7.5.7 LTE Band 14 477
7.5.8 LTE Band 17 483
7.5.9 LTE Band 25 487
7.5.10 LTE Band 26 (814 MHz ~ 824 MHz) 499
7.5.11 LTE Band 26 (824 MHz ~ 849 MHz) 513
7.5.12 LTE Band 30 523
7.5.13 LTE Band 38 529
7.5.14 LTE Band 41 537
7.5.15 LTE Band 66 545
7.5.16 LTE Band 71 557
7.6 Radiated Spurious Emissions below 1GHz 565
7.6.1 LTE Band 2 565
7.6.2 LTE Band 4 567
7.6.3 LTE Band 5 569
7.6.4 LTE Band 7 571
7.6.5 LTE Band 12 573
7.6.6 LTE Band 13 575
7.6.7 LTE Band 14 577
7.6.8 LTE Band 17 579
7.6.9 LTE Band 25 581
7.6.10 LTE Band 26 (814 MHz ~ 824 MHz) 583
7.6.11 LTE Band 26 (824 MHz ~ 849 MHz) 585
7.6.12 LTE Band 30 587
7.6.13 LTE Band 38 589
7.6.14 LTE Band 41 591
7.6.15 LTE Band 66 593
7.6.16 LTE Band 71 595
7.7 Radiated Spurious Emissions above 1GHz 597
7.7.1 LTE Band 2 597

7.7.2 LTE Band 4 606
7.7.3 LTE Band 5 615
7.7.4 LTE Band 7 624
7.7.5 LTE Band 12 630
7.7.6 LTE Band 13 639
7.7.7 LTE Band 14 643
7.7.8 LTE Band 17 647
7.7.9 LTE Band 25 653
7.7.10 LTE Band 26 (814 MHz ~ 824 MHz) 662
7.7.11 LTE Band 26 (824 MHz ~ 849 MHz) 669
7.7.12 LTE Band 30 678
7.7.13 LTE Band 38 682
7.7.14 LTE Band 41 688
7.7.15 LTE Band 66 694
7.7.16 LTE Band 71 703
7.8 Frequency Stability 709
7.8.1 LTE Band 2 709
7.8.2 LTE Band 4 715
7.8.3 LTE Band 5 721
7.8.4 LTE Band 7 725
7.8.5 LTE Band 12 729
7.8.6 LTE Band 13 733
7.8.7 LTE Band 14 735
7.8.8 LTE Band 17 737
7.8.9 LTE Band 25 739
7.8.10 LTE Band 26 (814 MHz ~ 824 MHz) 745
7.8.11 LTE Band 26 (824 MHz ~ 849 MHz) 749
7.8.12 LTE Band 30 754
7.8.13 LTE Band 38 756
7.8.14 LTE Band 41 760
7.8.15 LTE Band 66 764
7.8.16 LTE Band 71 770

8 Pictures of Test Arrangements 774

9 Information of the Testing Laboratories 775

Release Control Record

Issue No.	Description	Date Issued
RFBCMN-WTW-P23100614-11	Original release.	2024/8/14
RFBCMN-WTW-P23100614-11 R1	Revise test data of Conducted Spurious Emissions (NR n41 Channel Bandwidth: 5 MHz & 10MHz)	2024/9/24

1 Certificate

Product:	Mobile Computer
Brand:	CIPHERLAB
Test Model:	RS38
Sample Status:	Engineering sample
Applicant:	Cipherlab Co., Ltd.
Test Date:	2024/1/8 ~ 2024/9/23
Standard:	47 CFR FCC Part 22 47 CFR FCC Part 24 47 CFR FCC Part 27 47 CFR FCC Part 90 47 CFR FCC Part 2
Measurement procedure:	ANSI/TIA/EIA-603-E 2016 ANSI C63.26-2015 KDB 971168 D01 Power Meas License Digital Systems v03r01 KDB 971168 D02 Misc Rev Approv License Devices v02r02

The above equipment has been tested by **Bureau Veritas Consumer Products Services (H.K.) Ltd., Taoyuan Branch**, and found compliance with the requirement of the above standards. The test record, data evaluation & Equipment Under Test (EUT) configurations represented herein are true and accurate accounts of the measurements of the sample's RF characteristics under the conditions specified in this report.

2 Summary of Test Results

Standard / Clause	Test Item	Result	Remark
Part 2.1046 Part 22.913 (a) Part 24.232 (c) Part 27.50(d) Part 27.50(h) Part 27.50(c) Part 27.50(b) Part 27.50(a) Part 90.635(b) Part 90.542(a)(7)	Effective Radiated Power and Equivalent Isotropically Radiated Power	Pass	Meet the requirement of limit.
Part 2.1047	Modulation Characteristics	Pass	Meet the requirement of limit.
Part 22.913 (d) Part 24.232 (d) Part 27.50(d)	Peak to Average Ratio	Pass	Meet the requirement of limit.
Part 2.1049	Bandwidth	Pass	Meet the requirement of limit.
Part 2.1051 Part 22.917 Part 24.238 Part 27.53(h) Part 27.53(m) Part 27.53(g) Part 27.53(c)(f) Part 27.53(a) Part 90.691 Part 90.543(e)(f)	Conducted Spurious Emissions	Pass	Meet the requirement of limit.
Part 2.1053 Part 22.917 Part 24.238 Part 27.53(h) Part 27.53(m) Part 27.53(g) Part 27.53(c)(f) Part 27.53(a) Part 90.691 Part 90.543(e)(f)	Radiated Spurious Emissions below 1GHz	Pass	Minimum passing margin is -0.85 dB at 31.94 MHz
Part 2.1053 Part 22.917 Part 24.238 Part 27.53(h) Part 27.53(m) Part 27.53(g) Part 27.53(c)(f) Part 27.53(a) Part 90.691 Part 90.543(e)(f)	Radiated Spurious Emissions above 1GHz	Pass	Minimum passing margin is -5.26 dB at 4620.00 MHz

Standard / Clause	Test Item	Result	Remark
Part 2.1055 Part 22.355 Part 24.235 Part 27.54 Part 90.213 Part 90.539(e)	Frequency Stability	Pass	Meet the requirement of limit.

Note: Determining compliance based on the results of the compliance measurement, not taking into account measurement instrumentation uncertainty.

2.1 Measurement Uncertainty

Where relevant, the following measurement uncertainty levels have been estimated for tests performed on the EUT as specified in CISPR 16-4-2:

Parameter	Specification	Uncertainty (±)
Effective Radiated Power and Equivalent Isotropically Radiated Power	-	1.371 dB
Peak to Average Ratio	-	0.920 dB
Bandwidth	-	960 Hz
Conducted Spurious Emissions	-	2.12 dB
Radiated Spurious Emissions below 1GHz	9 kHz ~ 30 MHz	3 dB
	30 MHz ~ 1 GHz	2.93 dB
Radiated Spurious Emissions above 1GHz	1 GHz ~ 18 GHz	1.76 dB
	18 GHz ~ 40 GHz	1.77 dB
Frequency Stability	-	0.176 ppm

The other instruments specified are routine verified to remain within the calibrated levels, no measurement uncertainty is required to be calculated.

2.2 Supplementary Information

There is not any deviation from the test standards for the test method, and no modifications required for compliance.

3 General Information

3.1 General Description of EUT

Product	Mobile Computer
Brand	CIPHERLAB
Test Model	RS38
Status of EUT	Engineering sample
Power Supply Rating	3.87 Vdc (from battery) 5 Vdc (from adapter or host equipment)
EUT Category	Portable station

Note:

1. EUT Overview

Mode	Bandwidth	TX Frequency Range (MHz)	Modulation	Max. ERP (W)	Max. ERP (dBm)	Emission Designator
LTE Band 5	1.4 MHz	824.7 ~ 848.3	QPSK	0.068	18.3	1M09G7D
			16QAM	0.053	17.28	1M09D7W
			64QAM	0.039	15.94	1M09D7W
			256QAM	0.022	13.35	1M09D7W
	3 MHz	825.5 ~ 847.5	QPSK	0.067	18.27	2M71G7D
			16QAM	0.054	17.32	2M70D7W
			64QAM	0.039	15.92	2M70D7W
			256QAM	0.022	13.41	2M70D7W
	5 MHz	826.5 ~ 846.5	QPSK	0.067	18.27	4M51G7D
			16QAM	0.054	17.29	4M50D7W
			64QAM	0.04	15.97	4M50D7W
			256QAM	0.022	13.41	4M50D7W
	10 MHz	829 ~ 844	QPSK	0.068	18.32	8M99G7D
			16QAM	0.054	17.32	8M99D7W
			64QAM	0.04	15.98	8M99D7W
			256QAM	0.022	13.41	8M98D7W
LTE Band 12	1.4 MHz	699.7 ~ 715.3	QPSK	0.059	17.7	1M09G7D
			16QAM	0.048	16.79	1M09D7W
			64QAM	0.037	15.67	1M09D7W
			256QAM	0.016	12.16	1M09D7W
	3 MHz	700.5 ~ 714.5	QPSK	0.06	17.79	2M70G7D
			16QAM	0.049	16.87	2M70D7W
			64QAM	0.037	15.74	2M70D7W
			256QAM	0.017	12.21	2M70D7W
	5 MHz	701.5 ~ 713.5	QPSK	0.061	17.82	4M50G7D
			16QAM	0.049	16.87	4M50D7W
			64QAM	0.038	15.78	4M50D7W
			256QAM	0.016	12.17	4M50D7W
	10 MHz	704 ~ 711	QPSK	0.061	17.83	8M99G7D
			16QAM	0.049	16.9	8M98D7W
			64QAM	0.038	15.78	8M98D7W
			256QAM	0.017	12.21	8M98D7W

Mode	Bandwidth	TX Frequency Range (MHz)	Modulation	Max. ERP (W)	Max. ERP (dBm)	Emission Designator
LTE Band 13	5 MHz	779.5 ~ 784.5	QPSK	0.051	17.06	4M50G7D
			16QAM	0.041	16.16	4M50D7W
			64QAM	0.038	15.81	4M50D7W
			256QAM	0.017	12.25	4M50D7W
	10 MHz	782	QPSK	0.051	17.08	8M98G7D
			16QAM	0.042	16.2	8M97D7W
			64QAM	0.038	15.81	8M97D7W
			256QAM	0.017	12.3	8M96D7W
LTE Band 14	5 MHz	790.5 ~ 795.5	QPSK	0.056	17.52	4M50G7D
			16QAM	0.046	16.63	4M50D7W
			64QAM	0.042	16.26	4M50D7W
			256QAM	0.019	12.8	4M50D7W
	10 MHz	793	QPSK	0.05	17.03	8M99G7D
			16QAM	0.042	16.22	8M98D7W
			64QAM	0.038	15.76	8M98D7W
			256QAM	0.017	12.43	8M98D7W
LTE Band 17	5 MHz	706.5 ~ 713.5	QPSK	0.06	17.79	4M50G7D
			16QAM	0.048	16.78	4M50D7W
			64QAM	0.036	15.62	4M50D7W
			256QAM	0.017	12.27	4M50D7W
	10 MHz	709 ~ 711	QPSK	0.06	17.81	8M98G7D
			16QAM	0.048	16.82	8M98D7W
			64QAM	0.037	15.64	8M98D7W
			256QAM	0.017	12.31	8M97D7W
LTE Band 26 (814 MHz ~ 824 MHz)	1.4 MHz	814.7 ~ 823.3	QPSK	0.063	17.99	1M09G7D
			16QAM	0.049	16.87	1M09D7W
			64QAM	0.043	16.29	1M09D7W
			256QAM	0.025	13.95	1M09D7W
	3 MHz	815.5 ~ 822.5	QPSK	0.063	18.01	2M70G7D
			16QAM	0.048	16.85	2M70D7W
			64QAM	0.039	15.9	2M70D7W
			256QAM	0.021	13.3	2M70D7W
	5 MHz	816.5 ~ 821.5	QPSK	0.063	18.01	4M50G7D
			16QAM	0.049	16.9	4M50D7W
			64QAM	0.039	15.88	4M50D7W
			256QAM	0.021	13.3	4M50D7W
	10 MHz	819	QPSK	0.063	18.01	8M98G7D
			16QAM	0.049	16.9	8M99D7W
			64QAM	0.038	15.85	8M98D7W
			256QAM	0.021	13.28	8M98D7W

Mode	Bandwidth	TX Frequency Range (MHz)	Modulation	Max. ERP (W)	Max. ERP (dBm)	Emission Designator
LTE Band 26 (824 MHz ~ 849 MHz)	1.4 MHz	824.7 ~ 848.3	QPSK	0.06	17.81	1M09G7D
			16QAM	0.047	16.74	1M09D7W
			64QAM	0.042	16.19	1M09D7W
			256QAM	0.025	13.93	1M09D7W
	3 MHz	825.5 ~ 847.5	QPSK	0.06	17.78	2M70G7D
			16QAM	0.048	16.83	2M70D7W
			64QAM	0.038	15.82	2M70D7W
			256QAM	0.021	13.21	2M70D7W
	5 MHz	826.5 ~ 846.5	QPSK	0.061	17.86	4M50G7D
			16QAM	0.048	16.83	4M50D7W
			64QAM	0.038	15.83	4M50D7W
			256QAM	0.021	13.2	4M50D7W
	10 MHz	829 ~ 844	QPSK	0.061	17.86	8M98G7D
			16QAM	0.049	16.88	8M98D7W
			64QAM	0.038	15.84	8M98D7W
			256QAM	0.021	13.27	8M98D7W
	15 MHz	831.5 ~ 841.5	QPSK	0.064	18.03	13M5G7D
			16QAM	0.049	16.94	13M5D7W
			64QAM	0.039	15.91	13M5D7W
			256QAM	0.021	13.31	13M5D7W
LTE Band 71	5 MHz	665.5 ~ 695.5	QPSK	0.067	18.27	4M50G7D
			16QAM	0.054	17.3	4M51D7W
			64QAM	0.042	16.27	4M51D7W
			256QAM	0.02	12.96	4M52D7W
	10 MHz	668 ~ 693	QPSK	0.067	18.25	9M00G7D
			16QAM	0.054	17.29	9M00D7W
			64QAM	0.043	16.29	9M01D7W
			256QAM	0.02	12.98	9M03D7W
	15 MHz	670.5 ~ 690.5	QPSK	0.067	18.26	13M5G7D
			16QAM	0.054	17.3	13M5D7W
			64QAM	0.042	16.26	13M5D7W
			256QAM	0.02	12.93	13M5D7W
	20 MHz	673 ~ 688	QPSK	0.067	18.28	18M0G7D
			16QAM	0.054	17.33	18M0D7W
			64QAM	0.043	16.32	18M0D7W
			256QAM	0.02	12.98	18M1D7W

Mode	Bandwidth	TX Frequency Range (MHz)	Modulation	Max. EIRP (W)	Max. EIRP (dBm)	Emission Designator
LTE Band 2	1.4 MHz	1850.7 ~ 1909.3	QPSK	0.131	21.18	1M09G7D
			16QAM	0.112	20.5	1M09D7W
			64QAM	0.092	19.63	1M09D7W
			256QAM	0.044	16.39	1M09D7W
	3 MHz	1851.5 ~ 1908.5	QPSK	0.131	21.17	2M70G7D
			16QAM	0.109	20.37	2M70D7W
			64QAM	0.092	19.63	2M70D7W
			256QAM	0.044	16.4	2M70D7W
	5 MHz	1852.5 ~ 1907.5	QPSK	0.131	21.18	4M50G7D
			16QAM	0.108	20.34	4M50D7W
			64QAM	0.093	19.67	4M50D7W
			256QAM	0.044	16.4	4M50D7W
	10 MHz	1855 ~ 1905	QPSK	0.131	21.18	8M99G7D
			16QAM	0.108	20.33	9M00D7W
			64QAM	0.093	19.67	8M99D7W
			256QAM	0.044	16.39	8M99D7W
	15 MHz	1857.5 ~ 1902.5	QPSK	0.131	21.17	13M5G7D
			16QAM	0.108	20.32	13M5D7W
			64QAM	0.092	19.62	13M5D7W
			256QAM	0.044	16.41	13M5D7W
	20 MHz	1860 ~ 1900	QPSK	0.132	21.19	18M0G7D
			16QAM	0.109	20.37	18M0D7W
			64QAM	0.093	19.68	18M0D7W
			256QAM	0.044	16.44	18M0D7W
LTE Band 4	1.4 MHz	1710.7 ~ 1754.3	QPSK	0.133	21.23	1M09G7D
			16QAM	0.111	20.47	1M09D7W
			64QAM	0.095	19.79	1M09D7W
			256QAM	0.046	16.65	1M09D7W
	3 MHz	1711.5 ~ 1753.5	QPSK	0.133	21.25	2M70G7D
			16QAM	0.112	20.51	2M70D7W
			64QAM	0.095	19.8	2M70D7W
			256QAM	0.046	16.63	2M70D7W
	5 MHz	1712.5 ~ 1752.5	QPSK	0.132	21.22	4M50G7D
			16QAM	0.112	20.5	4M50D7W
			64QAM	0.095	19.8	4M50D7W
			256QAM	0.046	16.61	4M50D7W
	10 MHz	1715 ~ 1750	QPSK	0.133	21.23	8M99G7D
			16QAM	0.112	20.49	8M99D7W
			64QAM	0.094	19.75	8M99D7W
			256QAM	0.046	16.64	9M00D7W
	15 MHz	1717.5 ~ 1747.5	QPSK	0.133	21.23	13M5G7D
			16QAM	0.111	20.45	13M5D7W
			64QAM	0.095	19.76	13M5D7W
			256QAM	0.046	16.6	13M5D7W

Mode	Bandwidth	TX Frequency Range (MHz)	Modulation	Max. EIRP (W)	Max. EIRP (dBm)	Emission Designator
LTE Band 4	20 MHz	1720 ~ 1745	QPSK	0.134	21.26	18M0G7D
			16QAM	0.112	20.51	18M0D7W
			64QAM	0.096	19.82	18M0D7W
			256QAM	0.046	16.66	18M0D7W
LTE Band 7	5 MHz	2502.5 ~ 2567.5	QPSK	0.167	22.22	4M50G7D
			16QAM	0.142	21.51	4M50D7W
			64QAM	0.12	20.78	4M50D7W
			256QAM	0.06	17.8	4M50D7W
	10 MHz	2505 ~ 2565	QPSK	0.169	22.29	8M99G7D
			16QAM	0.142	21.53	8M99D7W
			64QAM	0.12	20.79	8M98D7W
			256QAM	0.061	17.82	8M99D7W
	15 MHz	2507.5 ~ 2562.5	QPSK	0.172	22.35	13M5G7D
			16QAM	0.146	21.63	13M5D7W
			64QAM	0.121	20.81	13M5D7W
			256QAM	0.061	17.87	13M5D7W
	20 MHz	2510 ~ 2560	QPSK	0.173	22.37	18M0G7D
			16QAM	0.147	21.66	18M0D7W
			64QAM	0.121	20.83	18M0D7W
			256QAM	0.062	17.91	18M0D7W
LTE Band 25	1.4 MHz	1850.7 ~ 1914.3	QPSK	0.218	23.39	1M10G7D
			16QAM	0.152	21.81	1M09D7W
			64QAM	0.123	20.9	1M09D7W
			256QAM	0.063	18.01	1M09D7W
	3 MHz	1851.5 ~ 1913.5	QPSK	0.217	23.36	2M71G7D
			16QAM	0.15	21.77	2M71D7W
			64QAM	0.117	20.7	2M70D7W
			256QAM	0.065	18.11	2M70D7W
	5 MHz	1852.5 ~ 1912.5	QPSK	0.211	23.24	4M50G7D
			16QAM	0.151	21.79	4M50D7W
			64QAM	0.119	20.77	4M49D7W
			256QAM	0.065	18.12	4M49D7W
	10 MHz	1855 ~ 1910	QPSK	0.215	23.32	9M00G7D
			16QAM	0.149	21.74	9M00D7W
			64QAM	0.119	20.75	8M99D7W
			256QAM	0.065	18.12	8M99D7W
	15 MHz	1857.5 ~ 1907.5	QPSK	0.219	23.4	13M5G7D
			16QAM	0.152	21.83	13M5D7W
			64QAM	0.12	20.8	13M5D7W
			256QAM	0.065	18.15	13M5D7W
	20 MHz	1860 ~ 1905	QPSK	0.22	23.43	18M0G7D
			16QAM	0.154	21.87	18M0D7W
			64QAM	0.121	20.82	18M0D7W
			256QAM	0.066	18.21	18M0D7W

Mode	Bandwidth	TX Frequency Range (MHz)	Modulation	Max. EIRP (W)	Max. EIRP (dBm)	Emission Designator
LTE Band 30	5 MHz	2307.5 ~ 2312.5	QPSK	0.175	22.43	4M50G7D
			16QAM	0.121	20.82	4M50D7W
			64QAM	0.096	19.81	4M50D7W
			256QAM	0.053	17.28	4M50D7W
	10 MHz	2310	QPSK	0.177	22.47	8M99G7D
			16QAM	0.122	20.86	8M99D7W
			64QAM	0.096	19.83	8M98D7W
			256QAM	0.054	17.29	8M98D7W
LTE Band 38	5 MHz	2572.5 ~ 2617.5	QPSK	0.173	22.39	4M50G7D
			16QAM	0.114	20.55	4M50D7W
			64QAM	0.096	19.82	4M49D7W
			256QAM	0.051	17.07	4M50D7W
	10 MHz	2575 ~ 2615	QPSK	0.173	22.39	8M99G7D
			16QAM	0.114	20.58	8M99D7W
			64QAM	0.095	19.77	8M98D7W
			256QAM	0.05	17.01	8M99D7W
	15 MHz	2577.5 ~ 2612.5	QPSK	0.175	22.43	13M5G7D
			16QAM	0.117	20.68	13M5D7W
			64QAM	0.096	19.83	13M5D7W
			256QAM	0.051	17.11	13M5D7W
	20 MHz	2580 ~ 2610	QPSK	0.177	22.48	18M0G7D
			16QAM	0.118	20.73	18M0D7W
			64QAM	0.097	19.87	18M0D7W
			256QAM	0.052	17.18	18M0D7W
LTE Band 41	5 MHz	2498.5 ~ 2687.5	QPSK	0.216	23.35	4M50G7D
			16QAM	0.151	21.79	4M50D7W
			64QAM	0.134	21.26	4M49D7W
			256QAM	0.071	18.49	4M50D7W
	10 MHz	2501 ~ 2685	QPSK	0.213	23.29	8M99G7D
			16QAM	0.15	21.75	8M98D7W
			64QAM	0.135	21.3	8M98D7W
			256QAM	0.071	18.51	8M99D7W
	15 MHz	2503.5 ~ 2682.5	QPSK	0.213	23.28	13M5G7D
			16QAM	0.149	21.74	13M5D7W
			64QAM	0.136	21.32	13M5D7W
			256QAM	0.071	18.53	13M5D7W
	20 MHz	2506 ~ 2680	QPSK	0.217	23.36	18M0G7D
			16QAM	0.152	21.82	18M0D7W
			64QAM	0.136	21.33	18M0D7W
			256QAM	0.072	18.55	18M0D7W

Mode	Bandwidth	TX Frequency Range (MHz)	Modulation	Max. EIRP (W)	Max. EIRP (dBm)	Emission Designator
LTE Band 66	1.4 MHz	1710.7 ~ 1779.3	QPSK	0.134	21.28	1M09G7D
			16QAM	0.119	20.76	1M09D7W
			64QAM	0.099	19.96	1M09D7W
			256QAM	0.05	16.97	1M09D7W
	3 MHz	1711.5 ~ 1778.5	QPSK	0.135	21.29	2M70G7D
			16QAM	0.119	20.74	2M70D7W
			64QAM	0.098	19.92	2M70D7W
			256QAM	0.05	16.98	2M71D7W
	5 MHz	1712.5 ~ 1777.5	QPSK	0.133	21.25	4M50G7D
			16QAM	0.12	20.78	4M50D7W
			64QAM	0.098	19.93	4M50D7W
			256QAM	0.05	16.98	4M50D7W
	10 MHz	1715 ~ 1775	QPSK	0.135	21.29	8M98G7D
			16QAM	0.119	20.76	8M99D7W
			64QAM	0.098	19.92	8M99D7W
			256QAM	0.05	16.95	8M98D7W
	15 MHz	1717.5 ~ 1772.5	QPSK	0.133	21.25	13M5G7D
			16QAM	0.119	20.75	13M5D7W
			64QAM	0.099	19.95	13M5D7W
			256QAM	0.05	16.97	13M5D7W
	20 MHz	1720 ~ 1770	QPSK	0.135	21.31	18M0G7D
			16QAM	0.12	20.79	18M0D7W
			64QAM	0.099	19.97	18M0D7W
			256QAM	0.05	16.98	18M0D7W

2. The EUT uses following accessories.

Item	Brand	Model	Specification
Adapter	Channel WELL Technology	2AEA010BC3D	AC Input: 100-240 Vac, 50/60 Hz, 0.35 A DC Output: 5.0 Vdc, 2.0 A, 10.0 W
Reader 1	Zebra	SE4770	-
Reader 2	Zebra	SE4100	-
Reader 3	Zebra	SE5500	-
1st Battery	CIPHERLAB	BA-0174A5	3.87 Vdc, 4500 mAh, 17.42 Wh
2nd Battery	Chongqing VDL Electronics Co., Ltd	341322PM4	3.85 Vdc, 90 mAh
USB To Type C Cable	SUNCA CO., LTD	1Q11512211-XJ	0.9 m

* After pretesting, Reader 1 and 1st Battery were the worst case and chosen for final test.

3. The above EUT information is declared by manufacturer and for more detailed features description, please refers to the manufacturer's specifications or user's manual.

3.2 Antenna Description of EUT

1. The antenna information is listed as below.

Antenna Type	LDS					
Antenna Connector	spring					
Item	Band	Freq. Range (MHz)	Gain (dBi)			
			Ant. 0	Ant. 5	Ant. 6	Ant. 7
LTE	LTE Band 2	1850 ~ 1910	-1			-2
	LTE Band 4	1710 ~ 1755	-1			-2
	LTE Band 5	824 ~ 849	-1.5			
	LTE Band 7	2500 ~ 2570		-1	0.5	
	LTE Band 12	698 ~ 716	-2			
	LTE Band 13	777 ~ 787	-2			
	LTE Band 14	788 ~ 798	-2			
	LTE Band 17	704 ~ 716	-2			
	LTE Band 25	1850 ~ 1915	-1			
	LTE Band 26	814 ~ 849	-1.5			
	LTE Band 30	2305 ~ 2315		-1	0.5	
	LTE Band 38	2570 ~ 2620		-1	0.5	
	LTE Band 41	2496 ~ 2690		-1	0.5	
	LTE Band 66	1710 ~ 1780	-1			-2
	LTE Band 71	663 ~ 698	-1.5			

*The above Antenna information is declared by manufacturer and for more detailed features description, please refer to the manufacturer's specifications, the laboratory shall not be held responsible.

3.3 Test Mode Applicability and Tested Channel Detail

3.3.1 LTE Band 2

Test Item	Tested Channel	Channel Bandwidth	Modulation	Mode
Equivalent Isotropically Radiated Power	18607(1850.70 MHz) 18900(1880.00 MHz) 19193(1909.30 MHz)	1.4 MHz	QPSK / 16QAM / 64QAM / 256QAM	1 RB Half RB Full RB
	18615(1851.50 MHz) 18900(1880.00 MHz) 19185(1908.50 MHz)	3 MHz	QPSK / 16QAM / 64QAM / 256QAM	1 RB Half RB Full RB
	18625(1852.50 MHz) 18900(1880.00 MHz) 19175(1907.50 MHz)	5 MHz	QPSK / 16QAM / 64QAM / 256QAM	1 RB Half RB Full RB
	18650(1855.00 MHz) 18900(1880.00 MHz) 19150(1905.00 MHz)	10 MHz	QPSK / 16QAM / 64QAM / 256QAM	1 RB Half RB Full RB
	18675(1857.50 MHz) 18900(1880.00 MHz) 19125(1902.50 MHz)	15 MHz	QPSK / 16QAM / 64QAM / 256QAM	1 RB Half RB Full RB
	18700(1860.00 MHz) 18900(1880.00 MHz) 19100(1900.00 MHz)	20 MHz	QPSK / 16QAM / 64QAM / 256QAM	1 RB Half RB Full RB
Modulation Characteristics	18900(1880.00 MHz)	20 MHz	QPSK / 16QAM / 64QAM / 256QAM	Full RB
Peak to Average Ratio	18607(1850.70 MHz) 18900(1880.00 MHz) 19193(1909.30 MHz)	1.4 MHz	QPSK / 16QAM / 64QAM / 256QAM	1 RB
	18615(1851.50 MHz) 18900(1880.00 MHz) 19185(1908.50 MHz)	3 MHz	QPSK / 16QAM / 64QAM / 256QAM	1 RB
	18625(1852.50 MHz) 18900(1880.00 MHz) 19175(1907.50 MHz)	5 MHz	QPSK / 16QAM / 64QAM / 256QAM	1 RB
	18650(1855.00 MHz) 18900(1880.00 MHz) 19150(1905.00 MHz)	10 MHz	QPSK / 16QAM / 64QAM / 256QAM	1 RB
	18675(1857.50 MHz) 18900(1880.00 MHz) 19125(1902.50 MHz)	15 MHz	QPSK / 16QAM / 64QAM / 256QAM	1 RB
	18700(1860.00 MHz) 18900(1880.00 MHz) 19100(1900.00 MHz)	20 MHz	QPSK / 16QAM / 64QAM / 256QAM	1 RB

Test Item	Tested Channel	Channel Bandwidth	Modulation	Mode
Bandwidth	18607(1850.70 MHz) 18900(1880.00 MHz) 19193(1909.30 MHz)	1.4 MHz	QPSK / 16QAM / 64QAM / 256QAM	Full RB
	18615(1851.50 MHz) 18900(1880.00 MHz) 19185(1908.50 MHz)	3 MHz	QPSK / 16QAM / 64QAM / 256QAM	Full RB
	18625(1852.50 MHz) 18900(1880.00 MHz) 19175(1907.50 MHz)	5 MHz	QPSK / 16QAM / 64QAM / 256QAM	Full RB
	18650(1855.00 MHz) 18900(1880.00 MHz) 19150(1905.00 MHz)	10 MHz	QPSK / 16QAM / 64QAM / 256QAM	Full RB
	18675(1857.50 MHz) 18900(1880.00 MHz) 19125(1902.50 MHz)	15 MHz	QPSK / 16QAM / 64QAM / 256QAM	Full RB
	18700(1860.00 MHz) 18900(1880.00 MHz) 19100(1900.00 MHz)	20 MHz	QPSK / 16QAM / 64QAM / 256QAM	Full RB
Conducted Spurious Emissions	18607(1850.70 MHz) 18900(1880.00 MHz) 19193(1909.30 MHz)	1.4 MHz	QPSK	1 RB Full RB
	18615(1851.50 MHz) 18900(1880.00 MHz) 19185(1908.50 MHz)	3 MHz	QPSK	1 RB Full RB
	18625(1852.50 MHz) 18900(1880.00 MHz) 19175(1907.50 MHz)	5 MHz	QPSK	1 RB Full RB
	18650(1855.00 MHz) 18900(1880.00 MHz) 19150(1905.00 MHz)	10 MHz	QPSK	1 RB Full RB
	18675(1857.50 MHz) 18900(1880.00 MHz) 19125(1902.50 MHz)	15 MHz	QPSK	1 RB Full RB
	18700(1860.00 MHz) 18900(1880.00 MHz) 19100(1900.00 MHz)	20 MHz	QPSK	1 RB Full RB
Radiated Spurious Emissions below 1GHz	19175(1907.50 MHz)	5 MHz	QPSK	1 RB
Radiated Spurious Emissions above 1GHz	18607(1850.70 MHz) 18900(1880.00 MHz) 19193(1909.30 MHz)	1.4 MHz	QPSK	1 RB
	18625(1852.50 MHz) 18900(1880.00 MHz) 19175(1907.50 MHz)	5 MHz	QPSK	1 RB
	18700(1860.00 MHz) 18900(1880.00 MHz) 19100(1900.00 MHz)	20 MHz	QPSK	1 RB

Test Item	Tested Channel	Channel Bandwidth	Modulation	Mode
Frequency Stability	18607(1850.70 MHz) 19193(1909.30 MHz)	1.4 MHz	QPSK	Full RB
	18615(1851.50 MHz) 19185(1908.50 MHz)	3 MHz	QPSK	Full RB
	18625(1852.50 MHz) 19175(1907.50 MHz)	5 MHz	QPSK	Full RB
	18650(1855.00 MHz) 19150(1905.00 MHz)	10 MHz	QPSK	Full RB
	18675(1857.50 MHz) 19125(1902.50 MHz)	15 MHz	QPSK	Full RB
	18700(1860.00 MHz) 19100(1900.00 MHz)	20 MHz	QPSK	Full RB

3.3.2 LTE Band 4

Test Item	Tested Channel	Channel Bandwidth	Modulation	Mode
Equivalent Isotropically Radiated Power	19957(1710.70 MHz) 20175(1732.50 MHz) 20393(1754.30 MHz)	1.4 MHz	QPSK / 16QAM / 64QAM / 256QAM	1 RB Half RB Full RB
	19965(1711.50 MHz) 20175(1732.50 MHz) 20385(1753.50 MHz)	3 MHz	QPSK / 16QAM / 64QAM / 256QAM	1 RB Half RB Full RB
	19975(1712.50 MHz) 20175(1732.50 MHz) 20375(1752.50 MHz)	5 MHz	QPSK / 16QAM / 64QAM / 256QAM	1 RB Half RB Full RB
	20000(1715.00 MHz) 20175(1732.50 MHz) 20350(1750.00 MHz)	10 MHz	QPSK / 16QAM / 64QAM / 256QAM	1 RB Half RB Full RB
	20025(1717.50 MHz) 20175(1732.50 MHz) 20325(1747.50 MHz)	15 MHz	QPSK / 16QAM / 64QAM / 256QAM	1 RB Half RB Full RB
	20050(1720.00 MHz) 20175(1732.50 MHz) 20300(1745.00 MHz)	20 MHz	QPSK / 16QAM / 64QAM / 256QAM	1 RB Half RB Full RB
Modulation Characteristics	20175(1732.50 MHz)	20 MHz	QPSK / 16QAM / 64QAM / 256QAM	Full RB
Peak to Average Ratio	19957(1710.70 MHz) 20175(1732.50 MHz) 20393(1754.30 MHz)	1.4 MHz	QPSK / 16QAM / 64QAM / 256QAM	1 RB
	19965(1711.50 MHz) 20175(1732.50 MHz) 20385(1753.50 MHz)	3 MHz	QPSK / 16QAM / 64QAM / 256QAM	1 RB
	19975(1712.50 MHz) 20175(1732.50 MHz) 20375(1752.50 MHz)	5 MHz	QPSK / 16QAM / 64QAM / 256QAM	1 RB
	20000(1715.00 MHz) 20175(1732.50 MHz) 20350(1750.00 MHz)	10 MHz	QPSK / 16QAM / 64QAM / 256QAM	1 RB
	20025(1717.50 MHz) 20175(1732.50 MHz) 20325(1747.50 MHz)	15 MHz	QPSK / 16QAM / 64QAM / 256QAM	1 RB
	20050(1720.00 MHz) 20175(1732.50 MHz) 20300(1745.00 MHz)	20 MHz	QPSK / 16QAM / 64QAM / 256QAM	1 RB

Test Item	Tested Channel	Channel Bandwidth	Modulation	Mode
Bandwidth	19957(1710.70 MHz) 20175(1732.50 MHz) 20393(1754.30 MHz)	1.4 MHz	QPSK / 16QAM / 64QAM / 256QAM	Full RB
	19965(1711.50 MHz) 20175(1732.50 MHz) 20385(1753.50 MHz)	3 MHz	QPSK / 16QAM / 64QAM / 256QAM	Full RB
	19975(1712.50 MHz) 20175(1732.50 MHz) 20375(1752.50 MHz)	5 MHz	QPSK / 16QAM / 64QAM / 256QAM	Full RB
	20000(1715.00 MHz) 20175(1732.50 MHz) 20350(1750.00 MHz)	10 MHz	QPSK / 16QAM / 64QAM / 256QAM	Full RB
	20025(1717.50 MHz) 20175(1732.50 MHz) 20325(1747.50 MHz)	15 MHz	QPSK / 16QAM / 64QAM / 256QAM	Full RB
	20050(1720.00 MHz) 20175(1732.50 MHz) 20300(1745.00 MHz)	20 MHz	QPSK / 16QAM / 64QAM / 256QAM	Full RB
Conducted Spurious Emissions	19957(1710.70 MHz) 20175(1732.50 MHz) 20393(1754.30 MHz)	1.4 MHz	QPSK	1 RB Full RB
	19965(1711.50 MHz) 20175(1732.50 MHz) 20385(1753.50 MHz)	3 MHz	QPSK	1 RB Full RB
	19975(1712.50 MHz) 20175(1732.50 MHz) 20375(1752.50 MHz)	5 MHz	QPSK	1 RB Full RB
	20000(1715.00 MHz) 20175(1732.50 MHz) 20350(1750.00 MHz)	10 MHz	QPSK	1 RB Full RB
	20025(1717.50 MHz) 20175(1732.50 MHz) 20325(1747.50 MHz)	15 MHz	QPSK	1 RB Full RB
	20050(1720.00 MHz) 20175(1732.50 MHz) 20300(1745.00 MHz)	20 MHz	QPSK	1 RB Full RB
Radiated Spurious Emissions below 1GHz	20393(1754.30 MHz)	1.4 MHz	QPSK	1 RB
Radiated Spurious Emissions above 1GHz	19957(1710.70 MHz) 20175(1732.50 MHz) 20393(1754.30 MHz)	1.4 MHz	QPSK	1 RB
	19975(1712.50 MHz) 20175(1732.50 MHz) 20375(1752.50 MHz)	5 MHz	QPSK	1 RB
	20050(1720.00 MHz) 20175(1732.50 MHz) 20300(1745.00 MHz)	20 MHz	QPSK	1 RB

Test Item	Tested Channel	Channel Bandwidth	Modulation	Mode
Frequency Stability	19957(1710.70 MHz) 20393(1754.30 MHz)	1.4 MHz	QPSK	Full RB
	19965(1711.50 MHz) 20385(1753.50 MHz)	3 MHz	QPSK	Full RB
	19975(1712.50 MHz) 20375(1752.50 MHz)	5 MHz	QPSK	Full RB
	20000(1715.00 MHz) 20350(1750.00 MHz)	10 MHz	QPSK	Full RB
	20025(1717.50 MHz) 20325(1747.50 MHz)	15 MHz	QPSK	Full RB
	20050(1720.00 MHz) 20300(1745.00 MHz)	20 MHz	QPSK	Full RB

3.3.3 LTE Band 5

Test Item	Tested Channel	Channel Bandwidth	Modulation	Mode
Effective Radiated Power	20407(824.70 MHz) 20525(836.50 MHz) 20643(848.30 MHz)	1.4 MHz	QPSK / 16QAM / 64QAM / 256QAM	1 RB Half RB Full RB
	20415(825.50 MHz) 20525(836.50 MHz) 20635(847.50 MHz)	3 MHz	QPSK / 16QAM / 64QAM / 256QAM	1 RB Half RB Full RB
	20425(826.50 MHz) 20525(836.50 MHz) 20625(846.50 MHz)	5 MHz	QPSK / 16QAM / 64QAM / 256QAM	1 RB Half RB Full RB
	20450(829.00 MHz) 20525(836.50 MHz) 20600(844.00 MHz)	10 MHz	QPSK / 16QAM / 64QAM / 256QAM	1 RB Half RB Full RB
Modulation Characteristics	20525(836.50 MHz)	10 MHz	QPSK / 16QAM / 64QAM / 256QAM	Full RB
Peak to Average Ratio	20407(824.70 MHz) 20525(836.50 MHz) 20643(848.30 MHz)	1.4 MHz	QPSK / 16QAM / 64QAM / 256QAM	1 RB
	20415(825.50 MHz) 20525(836.50 MHz) 20635(847.50 MHz)	3 MHz	QPSK / 16QAM / 64QAM / 256QAM	1 RB
	20425(826.50 MHz) 20525(836.50 MHz) 20625(846.50 MHz)	5 MHz	QPSK / 16QAM / 64QAM / 256QAM	1 RB
	20450(829.00 MHz) 20525(836.50 MHz) 20600(844.00 MHz)	10 MHz	QPSK / 16QAM / 64QAM / 256QAM	1 RB
Bandwidth	20407(824.70 MHz) 20525(836.50 MHz) 20643(848.30 MHz)	1.4 MHz	QPSK / 16QAM / 64QAM / 256QAM	Full RB
	20415(825.50 MHz) 20525(836.50 MHz) 20635(847.50 MHz)	3 MHz	QPSK / 16QAM / 64QAM / 256QAM	Full RB
	20425(826.50 MHz) 20525(836.50 MHz) 20625(846.50 MHz)	5 MHz	QPSK / 16QAM / 64QAM / 256QAM	Full RB
	20450(829.00 MHz) 20525(836.50 MHz) 20600(844.00 MHz)	10 MHz	QPSK / 16QAM / 64QAM / 256QAM	Full RB

Test Item	Tested Channel	Channel Bandwidth	Modulation	Mode
Conducted Spurious Emissions	20407(824.70 MHz) 20525(836.50 MHz) 20643(848.30 MHz)	1.4 MHz	QPSK	1 RB Full RB
	20415(825.50 MHz) 20525(836.50 MHz) 20635(847.50 MHz)	3 MHz	QPSK	1 RB Full RB
	20425(826.50 MHz) 20525(836.50 MHz) 20625(846.50 MHz)	5 MHz	QPSK	1 RB Full RB
	20450(829.00 MHz) 20525(836.50 MHz) 20600(844.00 MHz)	10 MHz	QPSK	1 RB Full RB
Radiated Spurious Emissions below 1GHz	20525(836.50 MHz)	1.4 MHz	QPSK	1 RB
Radiated Spurious Emissions above 1GHz	20407(824.70 MHz) 20525(836.50 MHz) 20643(848.30 MHz)	1.4 MHz	QPSK	1 RB
	20425(826.50 MHz) 20525(836.50 MHz) 20625(846.50 MHz)	5 MHz	QPSK	1 RB
	20450(829.00 MHz) 20525(836.50 MHz) 20600(844.00 MHz)	10 MHz	QPSK	1 RB
Frequency Stability	20407(824.70 MHz) 20643(848.30 MHz)	1.4 MHz	QPSK	Full RB
	20415(825.50 MHz) 20635(847.50 MHz)	3 MHz	QPSK	Full RB
	20425(826.50 MHz) 20625(846.50 MHz)	5 MHz	QPSK	Full RB
	20450(829.00 MHz) 20600(844.00 MHz)	10 MHz	QPSK	Full RB

3.3.4 LTE Band 7

Test Item	Tested Channel	Channel Bandwidth	Modulation	Mode
Equivalent Isotropically Radiated Power	20775(2502.50 MHz) 21100(2535.00 MHz) 21425(2567.50 MHz)	5 MHz	QPSK / 16QAM / 64QAM / 256QAM	1 RB Half RB Full RB
	20800(2505.00 MHz) 21100(2535.00 MHz) 21400(2565.00 MHz)	10 MHz	QPSK / 16QAM / 64QAM / 256QAM	1 RB Half RB Full RB
	20825(2507.50 MHz) 21100(2535.00 MHz) 21375(2562.50 MHz)	15 MHz	QPSK / 16QAM / 64QAM / 256QAM	1 RB Half RB Full RB
	20850(2510.00 MHz) 21100(2535.00 MHz) 21350(2560.00 MHz)	20 MHz	QPSK / 16QAM / 64QAM / 256QAM	1 RB Half RB Full RB
Modulation Characteristics	21100(2535.00 MHz)	20 MHz	QPSK / 16QAM / 64QAM / 256QAM	Full RB
Peak to Average Ratio	20775(2502.50 MHz) 21100(2535.00 MHz) 21425(2567.50 MHz)	5 MHz	QPSK / 16QAM / 64QAM / 256QAM	1 RB
	20800(2505.00 MHz) 21100(2535.00 MHz) 21400(2565.00 MHz)	10 MHz	QPSK / 16QAM / 64QAM / 256QAM	1 RB
	20825(2507.50 MHz) 21100(2535.00 MHz) 21375(2562.50 MHz)	15 MHz	QPSK / 16QAM / 64QAM / 256QAM	1 RB
	20850(2510.00 MHz) 21100(2535.00 MHz) 21350(2560.00 MHz)	20 MHz	QPSK / 16QAM / 64QAM / 256QAM	1 RB
Bandwidth	20775(2502.50 MHz) 21100(2535.00 MHz) 21425(2567.50 MHz)	5 MHz	QPSK / 16QAM / 64QAM / 256QAM	Full RB
	20800(2505.00 MHz) 21100(2535.00 MHz) 21400(2565.00 MHz)	10 MHz	QPSK / 16QAM / 64QAM / 256QAM	Full RB
	20825(2507.50 MHz) 21100(2535.00 MHz) 21375(2562.50 MHz)	15 MHz	QPSK / 16QAM / 64QAM / 256QAM	Full RB
	20850(2510.00 MHz) 21100(2535.00 MHz) 21350(2560.00 MHz)	20 MHz	QPSK / 16QAM / 64QAM / 256QAM	Full RB
Conducted Spurious Emissions	20775(2502.50 MHz) 21100(2535.00 MHz) 21425(2567.50 MHz)	5 MHz	QPSK	1 RB Full RB
	20800(2505.00 MHz) 21100(2535.00 MHz) 21400(2565.00 MHz)	10 MHz	QPSK	1 RB Full RB
	20825(2507.50 MHz) 21100(2535.00 MHz) 21375(2562.50 MHz)	15 MHz	QPSK	1 RB Full RB
	20850(2510.00 MHz) 21100(2535.00 MHz) 21350(2560.00 MHz)	20 MHz	QPSK	1 RB Full RB

Test Item	Tested Channel	Channel Bandwidth	Modulation	Mode
Radiated Spurious Emissions below 1GHz	21425(2567.50 MHz)	5 MHz	QPSK	1 RB
Radiated Spurious Emissions above 1GHz	20775(2502.50 MHz) 21100(2535.00 MHz) 21425(2567.50 MHz)	5 MHz	QPSK	1 RB
	20850(2510.00 MHz) 21100(2535.00 MHz) 21350(2560.00 MHz)	20 MHz	QPSK	1 RB
Frequency Stability	20775(2502.50 MHz) 21425(2567.50 MHz)	5 MHz	QPSK	Full RB
	20800(2505.00 MHz) 21400(2565.00 MHz)	10 MHz	QPSK	Full RB
	20825(2507.50 MHz) 21375(2562.50 MHz)	15 MHz	QPSK	Full RB
	20850(2510.00 MHz) 21350(2560.00 MHz)	20 MHz	QPSK	Full RB

3.3.5 LTE Band 12

Test Item	Tested Channel	Channel Bandwidth	Modulation	Mode
Effective Radiated Power	23017(699.70 MHz) 23095(707.50 MHz) 23173(715.30 MHz)	1.4 MHz	QPSK / 16QAM / 64QAM / 256QAM	1 RB Half RB Full RB
	23025(700.50 MHz) 23095(707.50 MHz) 23165(714.50 MHz)	3 MHz	QPSK / 16QAM / 64QAM / 256QAM	1 RB Half RB Full RB
	23035(701.50 MHz) 23095(707.50 MHz) 23155(713.50 MHz)	5 MHz	QPSK / 16QAM / 64QAM / 256QAM	1 RB Half RB Full RB
	23060(704.00 MHz) 23095(707.50 MHz) 23130(711.00 MHz)	10 MHz	QPSK / 16QAM / 64QAM / 256QAM	1 RB Half RB Full RB
Modulation Characteristics	23095(707.50 MHz)	10 MHz	QPSK / 16QAM / 64QAM / 256QAM	Full RB
Peak to Average Ratio	23017(699.70 MHz) 23095(707.50 MHz) 23173(715.30 MHz)	1.4 MHz	QPSK / 16QAM / 64QAM / 256QAM	1 RB
	23025(700.50 MHz) 23095(707.50 MHz) 23165(714.50 MHz)	3 MHz	QPSK / 16QAM / 64QAM / 256QAM	1 RB
	23035(701.50 MHz) 23095(707.50 MHz) 23155(713.50 MHz)	5 MHz	QPSK / 16QAM / 64QAM / 256QAM	1 RB
	23060(704.00 MHz) 23095(707.50 MHz) 23130(711.00 MHz)	10 MHz	QPSK / 16QAM / 64QAM / 256QAM	1 RB
Bandwidth	23017(699.70 MHz) 23095(707.50 MHz) 23173(715.30 MHz)	1.4 MHz	QPSK / 16QAM / 64QAM / 256QAM	Full RB
	23025(700.50 MHz) 23095(707.50 MHz) 23165(714.50 MHz)	3 MHz	QPSK / 16QAM / 64QAM / 256QAM	Full RB
	23035(701.50 MHz) 23095(707.50 MHz) 23155(713.50 MHz)	5 MHz	QPSK / 16QAM / 64QAM / 256QAM	Full RB
	23060(704.00 MHz) 23095(707.50 MHz) 23130(711.00 MHz)	10 MHz	QPSK / 16QAM / 64QAM / 256QAM	Full RB

Test Item	Tested Channel	Channel Bandwidth	Modulation	Mode
Conducted Spurious Emissions	23017(699.70 MHz) 23095(707.50 MHz) 23173(715.30 MHz)	1.4 MHz	QPSK	1 RB Full RB
	23025(700.50 MHz) 23095(707.50 MHz) 23165(714.50 MHz)	3 MHz	QPSK	1 RB Full RB
	23035(701.50 MHz) 23095(707.50 MHz) 23155(713.50 MHz)	5 MHz	QPSK	1 RB Full RB
	23060(704.00 MHz) 23095(707.50 MHz) 23130(711.00 MHz)	10 MHz	QPSK	1 RB Full RB
Radiated Spurious Emissions below 1GHz	23095(707.50 MHz)	5 MHz	QPSK	1 RB
Radiated Spurious Emissions above 1GHz	23017(699.70 MHz) 23095(707.50 MHz) 23173(715.30 MHz)	1.4 MHz	QPSK	1 RB
	23035(701.50 MHz) 23095(707.50 MHz) 23155(713.50 MHz)	5 MHz	QPSK	1 RB
	23060(704.00 MHz) 23095(707.50 MHz) 23130(711.00 MHz)	10 MHz	QPSK	1 RB
Frequency Stability	23017(699.70 MHz) 23173(715.30 MHz)	1.4 MHz	QPSK	Full RB
	23025(700.50 MHz) 23165(714.50 MHz)	3 MHz	QPSK	Full RB
	23035(701.50 MHz) 23155(713.50 MHz)	5 MHz	QPSK	Full RB
	23060(704.00 MHz) 23130(711.00 MHz)	10 MHz	QPSK	Full RB

3.3.6 LTE Band 13

Test Item	Tested Channel	Channel Bandwidth	Modulation	Mode
Effective Radiated Power	23205(779.50 MHz) 23230(782.00 MHz) 23255(784.50 MHz)	5 MHz	QPSK / 16QAM / 64QAM / 256QAM	1 RB Half RB Full RB
	23230(782.00 MHz)	10 MHz	QPSK / 16QAM / 64QAM / 256QAM	1 RB Half RB Full RB
Modulation Characteristics	23230(782.00 MHz)	10 MHz	QPSK / 16QAM / 64QAM / 256QAM	Full RB
Peak to Average Ratio	23205(779.50 MHz) 23230(782.00 MHz) 23255(784.50 MHz)	5 MHz	QPSK / 16QAM / 64QAM / 256QAM	1 RB
	23230(782.00 MHz)	10 MHz	QPSK / 16QAM / 64QAM / 256QAM	1 RB
Bandwidth	23205(779.50 MHz) 23230(782.00 MHz) 23255(784.50 MHz)	5 MHz	QPSK / 16QAM / 64QAM / 256QAM	Full RB
	23230(782.00 MHz)	10 MHz	QPSK / 16QAM / 64QAM / 256QAM	Full RB
Conducted Spurious Emissions	23205(779.50 MHz) 23230(782.00 MHz) 23255(784.50 MHz)	5 MHz	QPSK	1 RB Full RB
	23230(782.00 MHz)	10 MHz	QPSK	1 RB Full RB
Radiated Spurious Emissions below 1GHz	23230(782.00 MHz)	10 MHz	QPSK	1 RB
Radiated Spurious Emissions above 1GHz	23205(779.50 MHz) 23230(782.00 MHz) 23255(784.50 MHz)	5 MHz	QPSK	1 RB
	23230(782.00 MHz)	10 MHz	QPSK	1 RB
Frequency Stability	23205(779.50 MHz) 23255(784.50 MHz)	5 MHz	QPSK	Full RB
	23230(782.00 MHz)	10 MHz	QPSK	Full RB

3.3.7 LTE Band 14

Test Item	Tested Channel	Channel Bandwidth	Modulation	Mode
Effective Radiated Power	23305(790.50 MHz) 23330(793.00 MHz) 23355(795.50 MHz)	5 MHz	QPSK / 16QAM / 64QAM / 256QAM	1 RB Half RB Full RB
	23330(793.00 MHz)	10 MHz	QPSK / 16QAM / 64QAM / 256QAM	1 RB Half RB Full RB
Modulation Characteristics	23330(793.00 MHz)	10 MHz	QPSK / 16QAM / 64QAM / 256QAM	Full RB
Peak to Average Ratio	23305(790.50 MHz) 23330(793.00 MHz) 23355(795.50 MHz)	5 MHz	QPSK / 16QAM / 64QAM / 256QAM	1 RB
	23330(793.00 MHz)	10 MHz	QPSK / 16QAM / 64QAM / 256QAM	1 RB
Bandwidth	23305(790.50 MHz) 23330(793.00 MHz) 23355(795.50 MHz)	5 MHz	QPSK / 16QAM / 64QAM / 256QAM	Full RB
	23330(793.00 MHz)	10 MHz	QPSK / 16QAM / 64QAM / 256QAM	Full RB
Conducted Spurious Emissions	23305(790.50 MHz) 23330(793.00 MHz) 23355(795.50 MHz)	5 MHz	QPSK	1 RB Full RB
	23330(793.00 MHz)	10 MHz	QPSK	1 RB Full RB
Radiated Spurious Emissions below 1GHz	23330(793.00 MHz)	10 MHz	QPSK	1 RB
Radiated Spurious Emissions above 1GHz	23305(790.50 MHz) 23330(793.00 MHz) 23355(795.50 MHz)	5 MHz	QPSK	1 RB
	23330(793.00 MHz)	10 MHz	QPSK	1 RB
Frequency Stability	23305(790.50 MHz) 23355(795.50 MHz)	5 MHz	QPSK	Full RB
	23330(793.00 MHz)	10 MHz	QPSK	Full RB

3.3.8 LTE Band 17

Test Item	Tested Channel	Channel Bandwidth	Modulation	Mode
Effective Radiated Power	23755(706.50 MHz) 23790(710.00 MHz) 23825(713.50 MHz)	5 MHz	QPSK / 16QAM / 64QAM / 256QAM	1 RB Half RB Full RB
	23780(709.00 MHz) 23790(710.00 MHz) 23800(711.00 MHz)	10 MHz	QPSK / 16QAM / 64QAM / 256QAM	1 RB Half RB Full RB
Modulation Characteristics	23790(710.00 MHz)	10 MHz	QPSK / 16QAM / 64QAM / 256QAM	Full RB
Peak to Average Ratio	23755(706.50 MHz) 23790(710.00 MHz) 23825(713.50 MHz)	5 MHz	QPSK / 16QAM / 64QAM / 256QAM	1 RB
	23780(709.00 MHz) 23790(710.00 MHz) 23800(711.00 MHz)	10 MHz	QPSK / 16QAM / 64QAM / 256QAM	1 RB
Bandwidth	23755(706.50 MHz) 23790(710.00 MHz) 23825(713.50 MHz)	5 MHz	QPSK / 16QAM / 64QAM / 256QAM	Full RB
	23780(709.00 MHz) 23790(710.00 MHz) 23800(711.00 MHz)	10 MHz	QPSK / 16QAM / 64QAM / 256QAM	Full RB
Conducted Spurious Emissions	23755(706.50 MHz) 23790(710.00 MHz) 23825(713.50 MHz)	5 MHz	QPSK	1 RB Full RB
	23780(709.00 MHz) 23790(710.00 MHz) 23800(711.00 MHz)	10 MHz	QPSK	1 RB Full RB
Radiated Spurious Emissions below 1GHz	23800(711.00 MHz)	10 MHz	QPSK	1 RB
Radiated Spurious Emissions above 1GHz	23755(706.50 MHz) 23790(710.00 MHz) 23825(713.50 MHz)	5 MHz	QPSK	1 RB
	23780(709.00 MHz) 23790(710.00 MHz) 23800(711.00 MHz)	10 MHz	QPSK	1 RB
Frequency Stability	23755(706.50 MHz) 23825(713.50 MHz)	5 MHz	QPSK	Full RB
	23780(709.00 MHz) 23800(711.00 MHz)	10 MHz	QPSK	Full RB

3.3.9 LTE Band 25

Test Item	Tested Channel	Channel Bandwidth	Modulation	Mode
Equivalent Isotropically Radiated Power	26047(1850.70 MHz) 26365(1882.50 MHz) 26683(1914.30 MHz)	1.4 MHz	QPSK / 16QAM / 64QAM / 256QAM	1 RB Half RB Full RB
	26055(1851.50 MHz) 26365(1882.50 MHz) 26675(1913.50 MHz)	3 MHz	QPSK / 16QAM / 64QAM / 256QAM	1 RB Half RB Full RB
	26065(1852.50 MHz) 26365(1882.50 MHz) 26665(1912.50 MHz)	5 MHz	QPSK / 16QAM / 64QAM / 256QAM	1 RB Half RB Full RB
	26090(1855.00 MHz) 26365(1882.50 MHz) 26640(1910.00 MHz)	10 MHz	QPSK / 16QAM / 64QAM / 256QAM	1 RB Half RB Full RB
	26115(1857.50 MHz) 26365(1882.50 MHz) 26615(1907.50 MHz)	15 MHz	QPSK / 16QAM / 64QAM / 256QAM	1 RB Half RB Full RB
	26140(1860.00 MHz) 26365(1882.50 MHz) 26590(1905.00 MHz)	20 MHz	QPSK / 16QAM / 64QAM / 256QAM	1 RB Half RB Full RB
Modulation Characteristics	26365(1882.50 MHz)	20 MHz	QPSK / 16QAM / 64QAM / 256QAM	Full RB
Peak to Average Ratio	26047(1850.70 MHz) 26365(1882.50 MHz) 26683(1914.30 MHz)	1.4 MHz	QPSK / 16QAM / 64QAM / 256QAM	1 RB
	26055(1851.50 MHz) 26365(1882.50 MHz) 26675(1913.50 MHz)	3 MHz	QPSK / 16QAM / 64QAM / 256QAM	1 RB
	26065(1852.50 MHz) 26365(1882.50 MHz) 26665(1912.50 MHz)	5 MHz	QPSK / 16QAM / 64QAM / 256QAM	1 RB
	26090(1855.00 MHz) 26365(1882.50 MHz) 26640(1910.00 MHz)	10 MHz	QPSK / 16QAM / 64QAM / 256QAM	1 RB
	26115(1857.50 MHz) 26365(1882.50 MHz) 26615(1907.50 MHz)	15 MHz	QPSK / 16QAM / 64QAM / 256QAM	1 RB
	26140(1860.00 MHz) 26365(1882.50 MHz) 26590(1905.00 MHz)	20 MHz	QPSK / 16QAM / 64QAM / 256QAM	1 RB
Bandwidth	26047(1850.70 MHz) 26365(1882.50 MHz) 26683(1914.30 MHz)	1.4 MHz	QPSK / 16QAM / 64QAM / 256QAM	Full RB
	26055(1851.50 MHz) 26365(1882.50 MHz) 26675(1913.50 MHz)	3 MHz	QPSK / 16QAM / 64QAM / 256QAM	Full RB
	26065(1852.50 MHz) 26365(1882.50 MHz) 26665(1912.50 MHz)	5 MHz	QPSK / 16QAM / 64QAM / 256QAM	Full RB

Test Item	Tested Channel	Channel Bandwidth	Modulation	Mode
Bandwidth	26090(1855.00 MHz) 26365(1882.50 MHz) 26640(1910.00 MHz)	10 MHz	QPSK / 16QAM / 64QAM / 256QAM	Full RB
	26115(1857.50 MHz) 26365(1882.50 MHz) 26615(1907.50 MHz)	15 MHz	QPSK / 16QAM / 64QAM / 256QAM	Full RB
	26140(1860.00 MHz) 26365(1882.50 MHz) 26590(1905.00 MHz)	20 MHz	QPSK / 16QAM / 64QAM / 256QAM	Full RB
Conducted Spurious Emissions	26047(1850.70 MHz) 26365(1882.50 MHz) 26683(1914.30 MHz)	1.4 MHz	QPSK	1 RB Full RB
	26055(1851.50 MHz) 26365(1882.50 MHz) 26675(1913.50 MHz)	3 MHz	QPSK	1 RB Full RB
	26065(1852.50 MHz) 26365(1882.50 MHz) 26665(1912.50 MHz)	5 MHz	QPSK	1 RB Full RB
	26090(1855.00 MHz) 26365(1882.50 MHz) 26640(1910.00 MHz)	10 MHz	QPSK	1 RB Full RB
	26115(1857.50 MHz) 26365(1882.50 MHz) 26615(1907.50 MHz)	15 MHz	QPSK	1 RB Full RB
	26140(1860.00 MHz) 26365(1882.50 MHz) 26590(1905.00 MHz)	20 MHz	QPSK	1 RB Full RB
Radiated Spurious Emissions below 1GHz	26590(1905.00 MHz)	20 MHz	QPSK	1 RB
Radiated Spurious Emissions above 1GHz	26047(1850.70 MHz) 26365(1882.50 MHz) 26683(1914.30 MHz)	1.4 MHz	QPSK	1 RB
	26065(1852.50 MHz) 26365(1882.50 MHz) 26665(1912.50 MHz)	5 MHz	QPSK	1 RB
	26140(1860.00 MHz) 26365(1882.50 MHz) 26590(1905.00 MHz)	20 MHz	QPSK	1 RB
Frequency Stability	26047(1850.70 MHz) 26683(1914.30 MHz)	1.4 MHz	QPSK	Full RB
	26055(1851.50 MHz) 26675(1913.50 MHz)	3 MHz	QPSK	Full RB
	26065(1852.50 MHz) 26665(1912.50 MHz)	5 MHz	QPSK	Full RB
	26090(1855.00 MHz) 26640(1910.00 MHz)	10 MHz	QPSK	Full RB
	26115(1857.50 MHz) 26615(1907.50 MHz)	15 MHz	QPSK	Full RB
	26140(1860.00 MHz) 26590(1905.00 MHz)	20 MHz	QPSK	Full RB

3.3.10 LTE Band 26 (814 MHz ~ 824 MHz)

Test Item	Tested Channel	Channel Bandwidth	Modulation	Mode
Effective Radiated Power	26697(814.70 MHz) 26740(819.00 MHz) 26783(823.30 MHz)	1.4 MHz	QPSK / 16QAM / 64QAM / 256QAM	1 RB Half RB Full RB
	26705(815.50 MHz) 26740(819.00 MHz) 26775(822.50 MHz)	3 MHz	QPSK / 16QAM / 64QAM / 256QAM	1 RB Half RB Full RB
	26715(816.50 MHz) 26740(819.00 MHz) 26765(821.50 MHz)	5 MHz	QPSK / 16QAM / 64QAM / 256QAM	1 RB Half RB Full RB
	26740(819.00 MHz)	10 MHz	QPSK / 16QAM / 64QAM / 256QAM	1 RB Half RB Full RB
Modulation Characteristics	26740(819.00 MHz)	10 MHz	QPSK / 16QAM / 64QAM / 256QAM	Full RB
Peak to Average Ratio	26697(814.70 MHz) 26740(819.00 MHz) 26783(823.30 MHz)	1.4 MHz	QPSK / 16QAM / 64QAM / 256QAM	1 RB
	26705(815.50 MHz) 26740(819.00 MHz) 26775(822.50 MHz)	3 MHz	QPSK / 16QAM / 64QAM / 256QAM	1 RB
	26715(816.50 MHz) 26740(819.00 MHz) 26765(821.50 MHz)	5 MHz	QPSK / 16QAM / 64QAM / 256QAM	1 RB
	26740(819.00 MHz)	10 MHz	QPSK / 16QAM / 64QAM / 256QAM	1 RB
Bandwidth	26697(814.70 MHz) 26740(819.00 MHz) 26783(823.30 MHz)	1.4 MHz	QPSK / 16QAM / 64QAM / 256QAM	Full RB
	26705(815.50 MHz) 26740(819.00 MHz) 26775(822.50 MHz)	3 MHz	QPSK / 16QAM / 64QAM / 256QAM	Full RB
	26715(816.50 MHz) 26740(819.00 MHz) 26765(821.50 MHz)	5 MHz	QPSK / 16QAM / 64QAM / 256QAM	Full RB
	26740(819.00 MHz)	10 MHz	QPSK / 16QAM / 64QAM / 256QAM	Full RB
Conducted Spurious Emissions	26697(814.70 MHz) 26740(819.00 MHz) 26783(823.30 MHz)	1.4 MHz	QPSK	1 RB Full RB
	26705(815.50 MHz) 26740(819.00 MHz) 26775(822.50 MHz)	3 MHz	QPSK	1 RB Full RB
	26715(816.50 MHz) 26740(819.00 MHz) 26765(821.50 MHz)	5 MHz	QPSK	1 RB Full RB
	26740(819.00 MHz)	10 MHz	QPSK	1 RB Full RB

Test Item	Tested Channel	Channel Bandwidth	Modulation	Mode
Radiated Spurious Emissions below 1GHz	26740(819.00 MHz)	10 MHz	QPSK	1 RB
Radiated Spurious Emissions above 1GHz	26697(814.70 MHz) 26740(819.00 MHz) 26783(823.30 MHz)	1.4 MHz	QPSK	1 RB
	26715(816.50 MHz) 26740(819.00 MHz) 26765(821.50 MHz)	5 MHz	QPSK	1 RB
	26740(819.00 MHz)	10 MHz	QPSK	1 RB
Frequency Stability	26697(814.70 MHz) 26783(823.30 MHz)	1.4 MHz	QPSK	Full RB
	26705(815.50 MHz) 26775(822.50 MHz)	3 MHz	QPSK	Full RB
	26715(816.50 MHz) 26765(821.50 MHz)	5 MHz	QPSK	Full RB
	26740(819.00 MHz)	10 MHz	QPSK	Full RB

3.3.11 LTE Band 26 (824 MHz ~ 849 MHz)

Test Item	Tested Channel	Channel Bandwidth	Modulation	Mode
Effective Radiated Power	26797(824.70 MHz) 26915(836.50 MHz) 27033(848.30 MHz)	1.4 MHz	QPSK / 16QAM / 64QAM / 256QAM	1 RB Half RB Full RB
	26805(825.50 MHz) 26915(836.50 MHz) 27025(847.50 MHz)	3 MHz	QPSK / 16QAM / 64QAM / 256QAM	1 RB Half RB Full RB
	26815(826.50 MHz) 26915(836.50 MHz) 27015(846.50 MHz)	5 MHz	QPSK / 16QAM / 64QAM / 256QAM	1 RB Half RB Full RB
	26840(829.00 MHz) 26915(836.50 MHz) 26990(844.00 MHz)	10 MHz	QPSK / 16QAM / 64QAM / 256QAM	1 RB Half RB Full RB
	26865(831.50 MHz) 26915(836.50 MHz) 26965(841.50 MHz)	15 MHz	QPSK / 16QAM / 64QAM / 256QAM	1 RB Half RB Full RB
Modulation Characteristics	26915(836.50 MHz)	15 MHz	QPSK / 16QAM / 64QAM / 256QAM	Full RB
Peak to Average Ratio	26797(824.70 MHz) 26915(836.50 MHz) 27033(848.30 MHz)	1.4 MHz	QPSK / 16QAM / 64QAM / 256QAM	1 RB
	26805(825.50 MHz) 26915(836.50 MHz) 27025(847.50 MHz)	3 MHz	QPSK / 16QAM / 64QAM / 256QAM	1 RB
	26815(826.50 MHz) 26915(836.50 MHz) 27015(846.50 MHz)	5 MHz	QPSK / 16QAM / 64QAM / 256QAM	1 RB
	26840(829.00 MHz) 26915(836.50 MHz) 26990(844.00 MHz)	10 MHz	QPSK / 16QAM / 64QAM / 256QAM	1 RB
	26865(831.50 MHz) 26915(836.50 MHz) 26965(841.50 MHz)	15 MHz	QPSK / 16QAM / 64QAM / 256QAM	1 RB
Bandwidth	26797(824.70 MHz) 26915(836.50 MHz) 27033(848.30 MHz)	1.4 MHz	QPSK / 16QAM / 64QAM / 256QAM	Full RB
	26805(825.50 MHz) 26915(836.50 MHz) 27025(847.50 MHz)	3 MHz	QPSK / 16QAM / 64QAM / 256QAM	Full RB
	26815(826.50 MHz) 26915(836.50 MHz) 27015(846.50 MHz)	5 MHz	QPSK / 16QAM / 64QAM / 256QAM	Full RB
	26840(829.00 MHz) 26915(836.50 MHz) 26990(844.00 MHz)	10 MHz	QPSK / 16QAM / 64QAM / 256QAM	Full RB
	26865(831.50 MHz) 26915(836.50 MHz) 26965(841.50 MHz)	15 MHz	QPSK / 16QAM / 64QAM / 256QAM	Full RB

Test Item	Tested Channel	Channel Bandwidth	Modulation	Mode
Conducted Spurious Emissions	26797(824.70 MHz) 26915(836.50 MHz) 27033(848.30 MHz)	1.4 MHz	QPSK	1 RB Full RB
	26805(825.50 MHz) 26915(836.50 MHz) 27025(847.50 MHz)	3 MHz	QPSK	1 RB Full RB
	26815(826.50 MHz) 26915(836.50 MHz) 27015(846.50 MHz)	5 MHz	QPSK	1 RB Full RB
	26840(829.00 MHz) 26915(836.50 MHz) 26990(844.00 MHz)	10 MHz	QPSK	1 RB Full RB
	26865(831.50 MHz) 26915(836.50 MHz) 26965(841.50 MHz)	15 MHz	QPSK	1 RB Full RB
Radiated Spurious Emissions below 1GHz	26965(841.50 MHz)	15 MHz	QPSK	1 RB
Radiated Spurious Emissions above 1GHz	26797(824.70 MHz) 26915(836.50 MHz) 27033(848.30 MHz)	1.4 MHz	QPSK	1 RB
	26815(826.50 MHz) 26915(836.50 MHz) 27015(846.50 MHz)	5 MHz	QPSK	1 RB
	26865(831.50 MHz) 26915(836.50 MHz) 26965(841.50 MHz)	15 MHz	QPSK	1 RB Full RB
Frequency Stability	26797(824.70 MHz) 27033(848.30 MHz)	1.4 MHz	QPSK	Full RB
	26805(825.50 MHz) 27025(847.50 MHz)	3 MHz	QPSK	Full RB
	26815(826.50 MHz) 27015(846.50 MHz)	5 MHz	QPSK	Full RB
	26840(829.00 MHz) 26990(844.00 MHz)	10 MHz	QPSK	Full RB
	26865(831.50 MHz) 26965(841.50 MHz)	15 MHz	QPSK	Full RB

3.3.12 LTE Band 30

Test Item	Tested Channel	Channel Bandwidth	Modulation	Mode
Effective Radiated Power	27685(2307.50 MHz) 27710(2310.00 MHz) 27735(2312.50 MHz)	5 MHz	QPSK / 16QAM / 64QAM / 256QAM	1 RB Half RB Full RB
	27710(2310.00 MHz)	10 MHz	QPSK / 16QAM / 64QAM / 256QAM	1 RB Half RB Full RB
Modulation Characteristics	27710(2310.00 MHz)	10 MHz	QPSK / 16QAM / 64QAM / 256QAM	Full RB
Peak to Average Ratio	27685(2307.50 MHz) 27710(2310.00 MHz) 27735(2312.50 MHz)	5 MHz	QPSK / 16QAM / 64QAM / 256QAM	1 RB
	27710(2310.00 MHz)	10 MHz	QPSK / 16QAM / 64QAM / 256QAM	1 RB
Bandwidth	27685(2307.50 MHz) 27710(2310.00 MHz) 27735(2312.50 MHz)	5 MHz	QPSK / 16QAM / 64QAM / 256QAM	Full RB
	27710(2310.00 MHz)	10 MHz	QPSK / 16QAM / 64QAM / 256QAM	Full RB
Conducted Spurious Emissions	27685(2307.50 MHz) 27710(2310.00 MHz) 27735(2312.50 MHz)	5 MHz	QPSK	1 RB Full RB
	27710(2310.00 MHz)	10 MHz	QPSK	1 RB Full RB
Radiated Spurious Emissions below 1GHz	27710(2310.00 MHz)	10 MHz	QPSK	1 RB
Radiated Spurious Emissions above 1GHz	27685(2307.50 MHz) 27710(2310.00 MHz) 27735(2312.50 MHz)	5 MHz	QPSK	1 RB
	27710(2310.00 MHz)	10 MHz	QPSK	1 RB
Frequency Stability	27685(2307.50 MHz) 27735(2312.50 MHz)	5 MHz	QPSK	Full RB
	27710(2310.00 MHz)	10 MHz	QPSK	Full RB

3.3.13 LTE Band 38

Test Item	Tested Channel	Channel Bandwidth	Modulation	Mode
Equivalent Isotropically Radiated Power	37775(2572.50 MHz) 38000(2595.00 MHz) 38225(2617.50 MHz)	5 MHz	QPSK / 16QAM / 64QAM / 256QAM	1 RB Half RB Full RB
	37800(2575.00 MHz) 38000(2595.00 MHz) 38200(2615.00 MHz)	10 MHz	QPSK / 16QAM / 64QAM / 256QAM	1 RB Half RB Full RB
	37825(2577.50 MHz) 38000(2595.00 MHz) 38175(2612.50 MHz)	15 MHz	QPSK / 16QAM / 64QAM / 256QAM	1 RB Half RB Full RB
	37850(2580.00 MHz) 38000(2595.00 MHz) 38150(2610.00 MHz)	20 MHz	QPSK / 16QAM / 64QAM / 256QAM	1 RB Half RB Full RB
Modulation Characteristics	38000(2595.00 MHz)	20 MHz	QPSK / 16QAM / 64QAM / 256QAM	Full RB
Peak to Average Ratio	37775(2572.50 MHz) 38000(2595.00 MHz) 38225(2617.50 MHz)	5 MHz	QPSK / 16QAM / 64QAM / 256QAM	1 RB
	37800(2575.00 MHz) 38000(2595.00 MHz) 38200(2615.00 MHz)	10 MHz	QPSK / 16QAM / 64QAM / 256QAM	1 RB
	37825(2577.50 MHz) 38000(2595.00 MHz) 38175(2612.50 MHz)	15 MHz	QPSK / 16QAM / 64QAM / 256QAM	1 RB
	37850(2580.00 MHz) 38000(2595.00 MHz) 38150(2610.00 MHz)	20 MHz	QPSK / 16QAM / 64QAM / 256QAM	1 RB
Bandwidth	37775(2572.50 MHz) 38000(2595.00 MHz) 38225(2617.50 MHz)	5 MHz	QPSK / 16QAM / 64QAM / 256QAM	Full RB
	37800(2575.00 MHz) 38000(2595.00 MHz) 38200(2615.00 MHz)	10 MHz	QPSK / 16QAM / 64QAM / 256QAM	Full RB
	37825(2577.50 MHz) 38000(2595.00 MHz) 38175(2612.50 MHz)	15 MHz	QPSK / 16QAM / 64QAM / 256QAM	Full RB
	37850(2580.00 MHz) 38000(2595.00 MHz) 38150(2610.00 MHz)	20 MHz	QPSK / 16QAM / 64QAM / 256QAM	Full RB
Conducted Spurious Emissions	37775(2572.50 MHz) 38000(2595.00 MHz) 38225(2617.50 MHz)	5 MHz	QPSK	1 RB Full RB
	37800(2575.00 MHz) 38000(2595.00 MHz) 38200(2615.00 MHz)	10 MHz	QPSK	1 RB Full RB
	37825(2577.50 MHz) 38000(2595.00 MHz) 38175(2612.50 MHz)	15 MHz	QPSK	1 RB Full RB
	37850(2580.00 MHz) 38000(2595.00 MHz) 38150(2610.00 MHz)	20 MHz	QPSK	1 RB Full RB

Test Item	Tested Channel	Channel Bandwidth	Modulation	Mode
Radiated Spurious Emissions below 1GHz	37775(2572.50 MHz)	5 MHz	QPSK	1 RB
Radiated Spurious Emissions above 1GHz	37775(2572.50 MHz) 38000(2595.00 MHz) 38225(2617.50 MHz)	5 MHz	QPSK	1 RB
	37850(2580.00 MHz) 38000(2595.00 MHz) 38150(2610.00 MHz)	20 MHz	QPSK	1 RB
Frequency Stability	37775(2572.50 MHz) 38225(2617.50 MHz)	5 MHz	QPSK	Full RB
	37800(2575.00 MHz) 38200(2615.00 MHz)	10 MHz	QPSK	Full RB
	37825(2577.50 MHz) 38175(2612.50 MHz)	15 MHz	QPSK	Full RB
	37850(2580.00 MHz) 38150(2610.00 MHz)	20 MHz	QPSK	Full RB

3.3.14 LTE Band 41

Test Item	Tested Channel	Channel Bandwidth	Modulation	Mode
Equivalent Isotropically Radiated Power	39675(2498.50 MHz) 40620(2593.00 MHz) 41565(2687.50 MHz)	5 MHz	QPSK / 16QAM / 64QAM / 256QAM	1 RB Half RB Full RB
	39700(2501.00 MHz) 40620(2593.00 MHz) 41540(2685.00 MHz)	10 MHz	QPSK / 16QAM / 64QAM / 256QAM	1 RB Half RB Full RB
	39725(2503.50 MHz) 40620(2593.00 MHz) 41515(2682.50 MHz)	15 MHz	QPSK / 16QAM / 64QAM / 256QAM	1 RB Half RB Full RB
	39750(2506.00 MHz) 40620(2593.00 MHz) 41490(2680.00 MHz)	20 MHz	QPSK / 16QAM / 64QAM / 256QAM	1 RB Half RB Full RB
Modulation Characteristics	40620(2593.00 MHz)	20 MHz	QPSK / 16QAM / 64QAM / 256QAM	Full RB
Peak to Average Ratio	39675(2498.50 MHz) 40620(2593.00 MHz) 41565(2687.50 MHz)	5 MHz	QPSK / 16QAM / 64QAM / 256QAM	1 RB
	39700(2501.00 MHz) 40620(2593.00 MHz) 41540(2685.00 MHz)	10 MHz	QPSK / 16QAM / 64QAM / 256QAM	1 RB
	39725(2503.50 MHz) 40620(2593.00 MHz) 41515(2682.50 MHz)	15 MHz	QPSK / 16QAM / 64QAM / 256QAM	1 RB
	39750(2506.00 MHz) 40620(2593.00 MHz) 41490(2680.00 MHz)	20 MHz	QPSK / 16QAM / 64QAM / 256QAM	1 RB
Bandwidth	39675(2498.50 MHz) 40620(2593.00 MHz) 41565(2687.50 MHz)	5 MHz	QPSK / 16QAM / 64QAM / 256QAM	Full RB
	39700(2501.00 MHz) 40620(2593.00 MHz) 41540(2685.00 MHz)	10 MHz	QPSK / 16QAM / 64QAM / 256QAM	Full RB
	39725(2503.50 MHz) 40620(2593.00 MHz) 41515(2682.50 MHz)	15 MHz	QPSK / 16QAM / 64QAM / 256QAM	Full RB
	39750(2506.00 MHz) 40620(2593.00 MHz) 41490(2680.00 MHz)	20 MHz	QPSK / 16QAM / 64QAM / 256QAM	Full RB

Test Item	Tested Channel	Channel Bandwidth	Modulation	Mode
Conducted Spurious Emissions	39675(2498.50 MHz) 40620(2593.00 MHz) 41565(2687.50 MHz)	5 MHz	QPSK	1 RB Full RB
	39700(2501.00 MHz) 40620(2593.00 MHz) 41540(2685.00 MHz)	10 MHz	QPSK	1 RB Full RB
	39725(2503.50 MHz) 40620(2593.00 MHz) 41515(2682.50 MHz)	15 MHz	QPSK	1 RB Full RB
	39750(2506.00 MHz) 40620(2593.00 MHz) 41490(2680.00 MHz)	20 MHz	QPSK	1 RB Full RB
Radiated Spurious Emissions below 1GHz	40620(2593.00 MHz)	20 MHz	QPSK	1 RB
Radiated Spurious Emissions above 1GHz	39675(2498.50 MHz) 40620(2593.00 MHz) 41565(2687.50 MHz)	5 MHz	QPSK	1 RB
	39750(2506.00 MHz) 40620(2593.00 MHz) 41490(2680.00 MHz)	20 MHz	QPSK	1 RB
Frequency Stability	39675(2498.50 MHz) 41565(2687.50 MHz)	5 MHz	QPSK	Full RB
	39700(2501.00 MHz) 41540(2685.00 MHz)	10 MHz	QPSK	Full RB
	39725(2503.50 MHz) 41515(2682.50 MHz)	15 MHz	QPSK	Full RB
	39750(2506.00 MHz) 41490(2680.00 MHz)	20 MHz	QPSK	Full RB

3.3.15 LTE Band 66

Test Item	Tested Channel	Channel Bandwidth	Modulation	Mode
Equivalent Isotropically Radiated Power	131979(1710.70 MHz) 132322(1745.00 MHz) 132665(1779.30 MHz)	1.4 MHz	QPSK / 16QAM / 64QAM / 256QAM	1 RB Half RB Full RB
	131987(1711.50 MHz) 132322(1745.00 MHz) 132657(1778.50 MHz)	3 MHz	QPSK / 16QAM / 64QAM / 256QAM	1 RB Half RB Full RB
	131997(1712.50 MHz) 132322(1745.00 MHz) 132647(1777.50 MHz)	5 MHz	QPSK / 16QAM / 64QAM / 256QAM	1 RB Half RB Full RB
	132022(1715.00 MHz) 132322(1745.00 MHz) 132622(1775.00 MHz)	10 MHz	QPSK / 16QAM / 64QAM / 256QAM	1 RB Half RB Full RB
	132047(1717.50 MHz) 132322(1745.00 MHz) 132597(1772.50 MHz)	15 MHz	QPSK / 16QAM / 64QAM / 256QAM	1 RB Half RB Full RB
	132072(1720.00 MHz) 132322(1745.00 MHz) 132572(1770.00 MHz)	20 MHz	QPSK / 16QAM / 64QAM / 256QAM	1 RB Half RB Full RB
Modulation Characteristics	132322(1745.00 MHz)	20 MHz	QPSK / 16QAM / 64QAM / 256QAM	Full RB
Peak to Average Ratio	131979(1710.70 MHz) 132322(1745.00 MHz) 132665(1779.30 MHz)	1.4 MHz	QPSK / 16QAM / 64QAM / 256QAM	1 RB
	131987(1711.50 MHz) 132322(1745.00 MHz) 132657(1778.50 MHz)	3 MHz	QPSK / 16QAM / 64QAM / 256QAM	1 RB
	131997(1712.50 MHz) 132322(1745.00 MHz) 132647(1777.50 MHz)	5 MHz	QPSK / 16QAM / 64QAM / 256QAM	1 RB
	132022(1715.00 MHz) 132322(1745.00 MHz) 132622(1775.00 MHz)	10 MHz	QPSK / 16QAM / 64QAM / 256QAM	1 RB
	132047(1717.50 MHz) 132322(1745.00 MHz) 132597(1772.50 MHz)	15 MHz	QPSK / 16QAM / 64QAM / 256QAM	1 RB
	132072(1720.00 MHz) 132322(1745.00 MHz) 132572(1770.00 MHz)	20 MHz	QPSK / 16QAM / 64QAM / 256QAM	1 RB
Bandwidth	131979(1710.70 MHz) 132322(1745.00 MHz) 132665(1779.30 MHz)	1.4 MHz	QPSK / 16QAM / 64QAM / 256QAM	Full RB
	131987(1711.50 MHz) 132322(1745.00 MHz) 132657(1778.50 MHz)	3 MHz	QPSK / 16QAM / 64QAM / 256QAM	Full RB
	131997(1712.50 MHz) 132322(1745.00 MHz) 132647(1777.50 MHz)	5 MHz	QPSK / 16QAM / 64QAM / 256QAM	Full RB

Test Item	Tested Channel	Channel Bandwidth	Modulation	Mode
Bandwidth	132022(1715.00 MHz) 132322(1745.00 MHz) 132622(1775.00 MHz)	10 MHz	QPSK / 16QAM / 64QAM / 256QAM	Full RB
	132047(1717.50 MHz) 132322(1745.00 MHz) 132597(1772.50 MHz)	15 MHz	QPSK / 16QAM / 64QAM / 256QAM	Full RB
	132072(1720.00 MHz) 132322(1745.00 MHz) 132572(1770.00 MHz)	20 MHz	QPSK / 16QAM / 64QAM / 256QAM	Full RB
Conducted Spurious Emissions	131979(1710.70 MHz) 132322(1745.00 MHz) 132665(1779.30 MHz)	1.4 MHz	QPSK	1 RB Full RB
	131987(1711.50 MHz) 132322(1745.00 MHz) 132657(1778.50 MHz)	3 MHz	QPSK	1 RB Full RB
	131997(1712.50 MHz) 132322(1745.00 MHz) 132647(1777.50 MHz)	5 MHz	QPSK	1 RB Full RB
	132022(1715.00 MHz) 132322(1745.00 MHz) 132622(1775.00 MHz)	10 MHz	QPSK	1 RB Full RB
	132047(1717.50 MHz) 132322(1745.00 MHz) 132597(1772.50 MHz)	15 MHz	QPSK	1 RB Full RB
	132072(1720.00 MHz) 132322(1745.00 MHz) 132572(1770.00 MHz)	20 MHz	QPSK	1 RB Full RB
Radiated Spurious Emissions below 1GHz	132665(1779.30 MHz)	1.4 MHz	QPSK	1 RB
Radiated Spurious Emissions above 1GHz	131979(1710.70 MHz) 132322(1745.00 MHz) 132665(1779.30 MHz)	1.4 MHz	QPSK	1 RB
	131997(1712.50 MHz) 132322(1745.00 MHz) 132647(1777.50 MHz)	5 MHz	QPSK	1 RB
	132072(1720.00 MHz) 132322(1745.00 MHz) 132572(1770.00 MHz)	20 MHz	QPSK	1 RB
Frequency Stability	131979(1710.70 MHz) 132665(1779.30 MHz)	1.4 MHz	QPSK	Full RB
	131987(1711.50 MHz) 132657(1778.50 MHz)	3 MHz	QPSK	Full RB
	131997(1712.50 MHz) 132647(1777.50 MHz)	5 MHz	QPSK	Full RB
	132022(1715.00 MHz) 132622(1775.00 MHz)	10 MHz	QPSK	Full RB
	132047(1717.50 MHz) 132597(1772.50 MHz)	15 MHz	QPSK	Full RB
	132072(1720.00 MHz) 132572(1770.00 MHz)	20 MHz	QPSK	Full RB

3.3.16 LTE Band 71

Test Item	Tested Channel	Channel Bandwidth	Modulation	Mode
Effective Radiated Power	133147(665.50 MHz) 133297(680.50 MHz) 133447(695.50 MHz)	5 MHz	QPSK / 16QAM / 64QAM / 256QAM	1 RB Half RB Full RB
	133172(668.00 MHz) 133297(680.50 MHz) 133422(693.00 MHz)	10 MHz	QPSK / 16QAM / 64QAM / 256QAM	1 RB Half RB Full RB
	133197(670.50 MHz) 133297(680.50 MHz) 133397(690.50 MHz)	15 MHz	QPSK / 16QAM / 64QAM / 256QAM	1 RB Half RB Full RB
	133222(673.00 MHz) 133297(680.50 MHz) 133372(688.00 MHz)	20 MHz	QPSK / 16QAM / 64QAM / 256QAM	1 RB Half RB Full RB
Modulation Characteristics	133297(680.50 MHz)	20 MHz	QPSK / 16QAM / 64QAM / 256QAM	Full RB
Peak to Average Ratio	133147(665.50 MHz) 133297(680.50 MHz) 133447(695.50 MHz)	5 MHz	QPSK / 16QAM / 64QAM / 256QAM	1 RB
	133172(668.00 MHz) 133297(680.50 MHz) 133422(693.00 MHz)	10 MHz	QPSK / 16QAM / 64QAM / 256QAM	1 RB
	133197(670.50 MHz) 133297(680.50 MHz) 133397(690.50 MHz)	15 MHz	QPSK / 16QAM / 64QAM / 256QAM	1 RB
	133222(673.00 MHz) 133297(680.50 MHz) 133372(688.00 MHz)	20 MHz	QPSK / 16QAM / 64QAM / 256QAM	1 RB
Bandwidth	133147(665.50 MHz) 133297(680.50 MHz) 133447(695.50 MHz)	5 MHz	QPSK / 16QAM / 64QAM / 256QAM	Full RB
	133172(668.00 MHz) 133297(680.50 MHz) 133422(693.00 MHz)	10 MHz	QPSK / 16QAM / 64QAM / 256QAM	Full RB
	133197(670.50 MHz) 133297(680.50 MHz) 133397(690.50 MHz)	15 MHz	QPSK / 16QAM / 64QAM / 256QAM	Full RB
	133222(673.00 MHz) 133297(680.50 MHz) 133372(688.00 MHz)	20 MHz	QPSK / 16QAM / 64QAM / 256QAM	Full RB
Conducted Spurious Emissions	133147(665.50 MHz) 133297(680.50 MHz) 133447(695.50 MHz)	5 MHz	QPSK	1 RB Full RB
	133172(668.00 MHz) 133297(680.50 MHz) 133422(693.00 MHz)	10 MHz	QPSK	1 RB Full RB
	133197(670.50 MHz) 133297(680.50 MHz) 133397(690.50 MHz)	15 MHz	QPSK	1 RB Full RB
	133222(673.00 MHz) 133297(680.50 MHz) 133372(688.00 MHz)	20 MHz	QPSK	1 RB Full RB

Test Item	Tested Channel	Channel Bandwidth	Modulation	Mode
Radiated Spurious Emissions below 1GHz	133147(665.50 MHz)	5 MHz	QPSK	1 RB
Radiated Spurious Emissions above 1GHz	133147(665.50 MHz) 133297(680.50 MHz) 133447(695.50 MHz)	5 MHz	QPSK	1 RB
	133222(673.00 MHz) 133297(680.50 MHz) 133372(688.00 MHz)	20 MHz	QPSK	1 RB
Frequency Stability	133147(665.50 MHz) 133447(695.50 MHz)	5 MHz	QPSK	Full RB
	133172(668.00 MHz) 133422(693.00 MHz)	10 MHz	QPSK	Full RB
	133197(670.50 MHz) 133397(690.50 MHz)	15 MHz	QPSK	Full RB
	133222(673.00 MHz) 133372(688.00 MHz)	20 MHz	QPSK	Full RB

3.4 Test Program Used and Operation Descriptions

There is no need to controlling software during the test, and the EUT can be paired with the Radio Communication Analyzer to test the connection when it is powered on.

3.5 Connection Diagram of EUT and Peripheral Devices

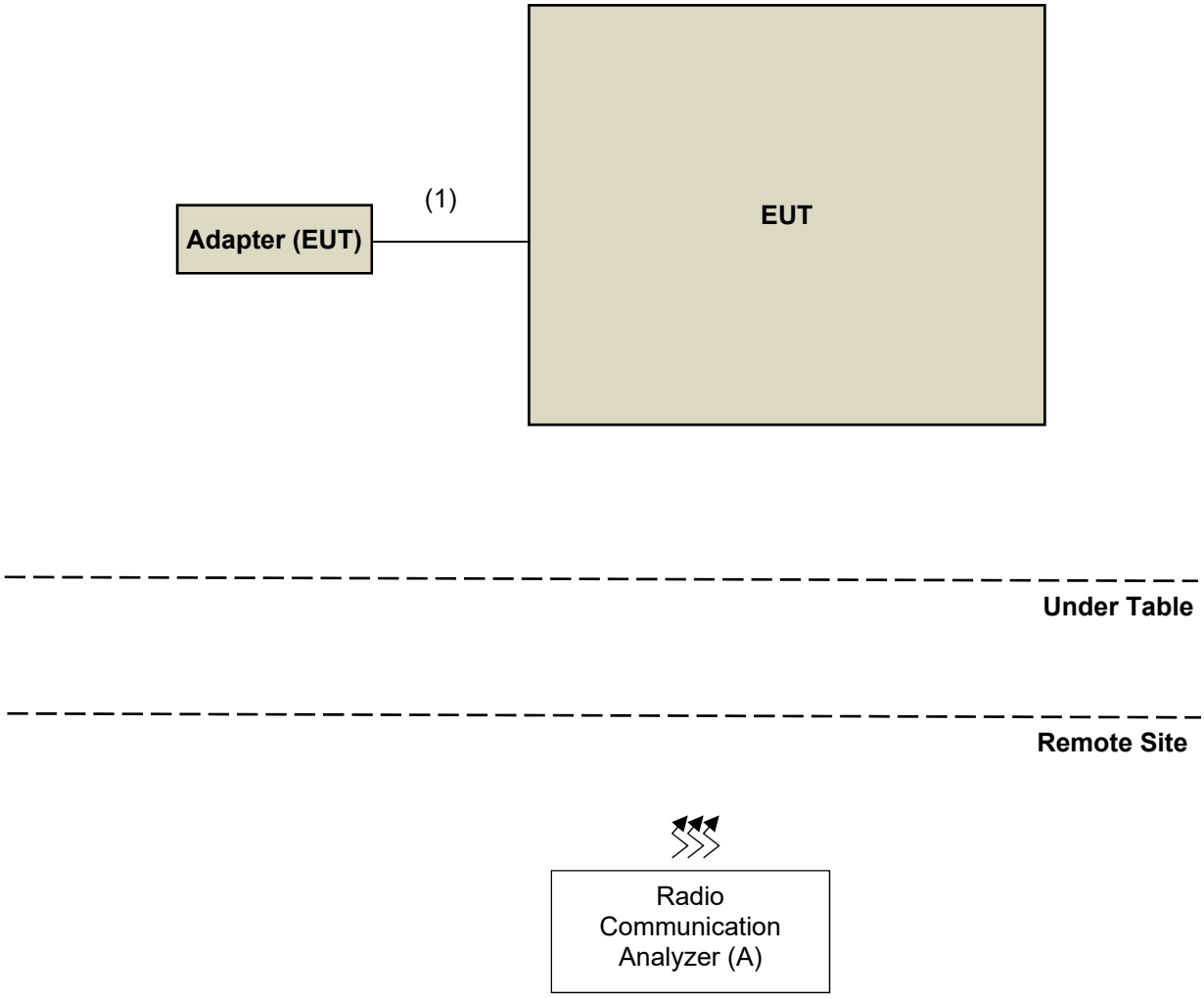

3.6 Configuration of Peripheral Devices and Cable Connections

ID	Product	Brand	Model No.	Serial No.	FCC ID	Remarks
A	Radio Communication Analyzer	Anritsu	MT8821C	6201462755	N/A	Provided by Lab

ID	Cable Descriptions	Qty.	Length (m)	Shielding (Yes/No)	Cores (Qty.)	Remarks
1	USB To Type C Cable	1	0.9	Y	0	Accessory of EUT

4 Test Instruments

The calibration interval of the all test instruments are 12 months and the calibrations are traceable to NML/ROC and NIST/USA.

4.1 Effective Radiated Power and Equivalent Isotropically Radiated Power

Description Manufacturer	Model No.	Serial No.	Calibrated Date	Calibrated Until
PXA Signal Analyzer Keysight	N9030B	MY57140938	2023/3/16 2024/3/20	2024/3/15 2025/3/19
Radio Communication Analyzer Anritsu	MT8821C	6261806803	2023/2/18 2024/2/15	2024/2/17 2025/2/14
Software BV	ADT_RF Test Software V7.6.5.4	N/A	N/A	N/A

Notes:

1. The test was performed in Oven room.
2. Tested Date: 2024/1/23 ~ 2024/6/30

4.2 Modulation Characteristics

Description Manufacturer	Model No.	Serial No.	Calibrated Date	Calibrated Until
PXA Signal Analyzer Keysight	N9030B	MY57140938	2023/3/16 2024/3/20	2024/3/15 2025/3/19
Radio Communication Analyzer Anritsu	MT8821C	6201462755	2023/3/3 2024/3/13	2024/3/2 2025/3/12
Software BV	ADT_RF Test Software V7.6.5.4	N/A	N/A	N/A

Notes:

1. The test was performed in Oven room.
2. Tested Date: 2024/1/23 ~ 2024/9/23

4.3 Peak to Average Ratio

Refer to section 4.2 to get the tested date and information of the instruments.

4.4 Bandwidth

Refer to section 4.2 to get the tested date and information of the instruments.

4.5 Conducted Spurious Emissions

Refer to section 4.2 to get the tested date and information of the instruments.

4.6 Radiated Spurious Emissions below 1GHz

Description Manufacturer	Model No.	Serial No.	Calibrated Date	Calibrated Until
Antenna Tower Max-Full	MFT-151SS-0.5T	N/A	N/A	N/A
Bi_Log Antenna Schwarzbeck	VULB 9168	9168-1213	2023/10/13	2024/10/12
EMI Test Receiver R&S	ESR3	102782	2023/12/7	2024/12/6
Loop Antenna Electro-Metrics	EM-6879	269	2023/9/23	2024/9/22
Loop Antenna TESEQ	HLA 6121	45745	2023/8/8	2024/8/7
MXA Signal Analyzer Keysight	N9020B	MY60110513	2023/12/22	2024/12/21
Preamplifier EMCI	EMC330N	980782	2023/1/16 2024/1/15	2024/1/15 2025/1/14
	EMC001340	980201	2023/9/27	2024/9/26
RF Coaxial Cable EMCI	EMCCFD400-NM-NM-500	201233	2023/1/16 2024/1/15	2024/1/15 2025/1/14
	EMCCFD400-NM-NM-3000	201235	2023/1/16 2024/1/15	2024/1/15 2025/1/14
	EMCCFD400-NM-NM-9000	201236(with PAD)	2023/1/16 2024/1/15	2024/1/15 2025/1/14
Software BV ADT	ADT_Radiated_ V7.6.15.9.5	N/A	N/A	N/A
Turn Table Max-Full	MF-7802BS	N/A	N/A	N/A
Turn Table Controller Max-Full	MF-7802BS	MF780208674	N/A	N/A

Notes:

1. The test was performed in WM - 966 chamber 8.
2. Tested Date: 2024/1/8 ~ 2024/2/27

4.7 Radiated Spurious Emissions above 1GHz

Description Manufacturer	Model No.	Serial No.	Calibrated Date	Calibrated Until
Antenna Tower Max-Full	MFT-151SS-0.5T	N/A	N/A	N/A
EMI Test Receiver R&S	ESR3	102782	2023/12/7	2024/12/6
Horn Antenna RFSPIN	DRH18-E	210103A18E	2023/11/12	2024/11/11
Horn Antenna Schwarzbeck	BBHA 9170	9170-1049	2023/11/12	2024/11/11
MXA Signal Analyzer Keysight	N9020B	MY60110513	2023/12/22	2024/12/21
Preamplifier EMCI	EMC118A45SE	980808	2023/12/28	2024/12/27
	EMC184045SE	980788	2023/1/16 2024/1/15	2024/1/15 2025/1/14
RF Coaxial Cable EMCI	EMC101G-KM-KM-2000	201254	2023/1/16 2024/1/15	2024/1/15 2025/1/14
	EMC101G-KM-KM-3000	201258	2023/1/16 2024/1/15	2024/1/15 2025/1/14
	EMC101G-KM-KM-5000	201261	2023/1/16 2024/1/15	2024/1/15 2025/1/14
	EMC104-SM-SM-1000	210102	2023/1/16 2024/1/15	2024/1/15 2025/1/14
	EMC104-SM-SM-3000	201231	2023/1/16 2024/1/15	2024/1/15 2025/1/14
	EMC104-SM-SM-9000	201243	2023/1/16 2024/1/15	2024/1/15 2025/1/14
Software BV ADT	ADT_Radiated_ V7.6.15.9.5	N/A	N/A	N/A
Turn Table Max-Full	MF-7802BS	N/A	N/A	N/A
Turn Table Controller Max-Full	MF-7802BS	MF780208674	N/A	N/A

Notes:

1. The test was performed in WM - 966 chamber 8.
2. Tested Date: 2024/1/10 ~ 2024/2/23

4.8 Frequency Stability

Description Manufacturer	Model No.	Serial No.	Calibrated Date	Calibrated Until
3-channel DC power supply JIN YIH Technology	ODP3033	ODP30332128138	N/A	N/A
Digital Multimeter Fluke	8050A	4660081	2024/6/14	2025/6/13
PXA Signal Analyzer Keysight	N9030B	MY57140938	2024/3/20	2025/3/19
Radio Communication Analyzer Anritsu	MT8821C	6261806803	2024/2/15	2025/2/14
Software BV	ADT_RF Test Software V7.6.5.4	N/A	N/A	N/A
Temperature & Humidity Chamber Terchy	HRM-120RF	931022	2023/12/19	2024/12/18

Notes:

1. The test was performed in Oven room.
2. Tested Date: 2024/8/1

5 Limits of Test Items

5.1 Effective Radiated Power and Equivalent Isotropically Radiated Power

For LTE Band 5, LTE Band 26 (824 MHz ~ 849 MHz):

The ERP of mobile transmitters and auxiliary test transmitters must not exceed 7 watts.

For LTE Band 2, LTE Band 25:

Mobile and portable stations are limited to 2 watts EIRP.

For LTE Band 14:

Portable stations (hand-held devices) transmitting in the 758-768 MHz band and the 788-798 MHz band are limited to 3 watts ERP.

For LTE Band 12, LTE Band 17, LTE Band 71:

Portable stations (hand-held devices) in the 600 MHz uplink band and the 698-746 MHz band, and fixed and mobile stations in the 600 MHz uplink band are limited to 3 watts ERP.

For LTE Band 13:

Portable stations (hand-held devices) transmitting in the 746-757 MHz, 776-788 MHz, and 805-806 MHz bands are limited to 3 watts ERP.

For LTE Band 4, LTE Band 66:

Fixed, mobile, and portable (hand-held) stations operating in the 1710-1755 MHz band and mobile and portable stations operating in the 1695-1710 MHz and 1755-1780 MHz bands are limited to 1 watt EIRP.

For LTE Band 26 (814 MHz ~ 824 MHz):

The maximum output power of the transmitter for mobile stations is 100 watts (20 dBw) ERP.

For LTE Band 30:

For mobile and portable stations transmitting in the 2305-2315 MHz band or the 2350-2360 MHz band, the average EIRP must not exceed 50 milliwatts within any 1 megahertz of authorized bandwidth, except that for mobile and portable stations compliant with 3GPP LTE standards or another advanced mobile broadband protocol that avoids concentrating energy at the edge of the operating band the average EIRP must not exceed 250 milliwatts within any 5 megahertz of authorized bandwidth but may exceed 50 milliwatts within any 1 megahertz of authorized bandwidth.

For LTE Band 7, LTE Band 38, LTE Band 41:

Mobile stations are limited to 2.0 watts EIRP. All user stations are limited to 2.0 watts transmitter output power.

5.2 Modulation Characteristics

A curve or equivalent data which shows that the equipment will meet the modulation requirements of the rules under which the equipment is to be licensed.

5.3 Peak to Average Ratio

In measuring transmissions in this band using an average power technique, the peak to-average ratio (PAR) of the transmission may not exceed 13 dB.

5.4 Bandwidth

According to FCC 47 CFR part 2.1049, the occupied bandwidth, that is the frequency bandwidth such that, below its lower and above its upper frequency limits, the mean powers radiated are each equal to 0.5% of the total mean power radiated by a given emission.

5.5 Conducted Spurious Emissions

For LTE Band 2, LTE Band 5, LTE Band 25, LTE Band 26 (824 MHz ~ 849 MHz):

The power of any emission outside of the authorized operating frequency ranges must be attenuated below the transmitting power (P) by a factor of at least 43 + 10 log(P) dB. The emission limit equal to –13 dBm.

For LTE Band 14:

According to FCC 47 CFR part 90.543 (e), for operations in the 758-768 MHz and the 788-798 MHz bands, the power of any emission outside the licensee's frequency band(s) of operation shall be attenuated below the transmitter power (P) within the licensed band(s) of operation, measured in watts, in accordance with the following:

(1) On all frequencies between 769-775 MHz and 799-805 MHz, by a factor not less than 65 + 10 log (P) dB in a 6.25 kHz band segment, for mobile and portable stations.

(2) On any frequency between 775-788 MHz, above 805 MHz, and below 758 MHz, by at least 43 + 10 log (P) dB.

According to FCC 47 CFR part 90.543 (f), for operations in the 758-775 MHz and 788-805 MHz bands, all emissions including harmonics in the band 1559-1610 MHz shall be limited to −70 dBW/MHz equivalent isotropically radiated power (EIRP) for wideband signals, and −80 dBW EIRP for discrete emissions of less than 700 Hz bandwidth.

For LTE Band 12, LTE Band 17, LTE Band 71:

According to FCC 47 CFR part 27.53(g), for operations in the 600 MHz band and the 698-746 MHz band, the power of any emission outside a licensee's frequency band(s) of operation shall be attenuated below the transmitter power (P) within the licensed band(s) of operation, measured in watts, by at least 43 + 10 log (P) dB. Compliance with this provision is based on the use of measurement instrumentation employing a resolution bandwidth of 100 kilohertz or greater. However, in the 100 kilohertz bands immediately outside and adjacent to a licensee's frequency block, a resolution bandwidth of at least 30 kHz may be employed.

For LTE Band 13:

According to FCC 47 CFR part 27.53(c)(2), for on any frequency outside the 776-788 MHz band, the power of any emission shall be attenuated outside the band below the transmitter power (P) by at least 43 + 10 log (P) dB. Compliance with this provision is based on the use of measurement instrumentation employing a resolution bandwidth of 100 kilohertz or greater. However, in the 100 kilohertz bands immediately outside and adjacent to a licensee's frequency block, a resolution bandwidth of at least 30 kHz may be employed.
According to FCC 47 CFR part 27.53(c)(4) On all frequencies between 763-775 MHz and 793-805 MHz, by a factor not less than 65 + 10 log (P) dB in a 6.25 kHz band segment, for mobile and portable stations.
For operations in the 775-788 MHz, emissions in the band 1559-1610 MHz shall be limited to -70 dBW/MHz (EIRP). The limit of emissions is equal to -40 dBm.

For LTE Band 4, LTE Band 66:

According to FCC 47 CFR part 27.53(h), for operations in the 1695-1710 MHz, 1710-1755 MHz, 1755-1780 MHz, 1915-1920 MHz, 1995-2000 MHz, 2000-2020 MHz, 2110-2155 MHz, 2155-2180 MHz, and 2180-2200 MHz bands, the power of any emission outside a licensee's frequency block shall be attenuated below the transmitter power (P) in watts by at least 43 + 10 log (P) dB. However, in the 1 megahertz bands immediately outside and adjacent to the licensee's frequency block, a resolution bandwidth of at least one percent of the emission bandwidth of the fundamental emission of the transmitter may be employed.

For LTE Band 26 (814 MHz ~ 824 MHz):

According to FCC 47 CFR part 90.691 shall be tested the emission masks. For any frequency removed from the EA licensee's frequency block by up to and including 37.5 kHz, the power of any emission shall be attenuated below the transmitter power (P) in watts by at least 116 Log_{10}(f/6.1) decibels or 50 + 10 Log_{10}(P) decibels or 80 decibels, whichever is the lesser attenuation, where f is the frequency removed from the center of the outer channel in the block in kilohertz and where f is greater than 12.5 kHz.

For any frequency removed from the EA licensee's frequency block greater than 37.5 kHz, the power of any emission shall be attenuated below the transmitter power (P) in watts by at least 43 + 10 Log_{10}(P) decibels or 80 decibels, whichever is the lesser attenuation, where f is the frequency removed from the center of the outer channel in the block in kilohertz and where f is greater than 37.5 kHz.
For §90.691(a), RBW = 300 Hz for offset less than 37.5 kHz from channel edge and RBW = 100 kHz for offsets greater than 37.5 kHz is allowed.

For LTE Band 30:

According to FCC 47 CFR part 27.53(a)(4), for mobile and portable stations operating in the 2305-2315 MHz and 2350-2360 MHz bands:

(i) By a factor of not less than: 43 + 10 log (P) dB on all frequencies between 2305 MHz and 2320 MHz and on all frequencies between 2345 MHz and 2360 MHz that are outside the licensed band(s) of operation, not less than 55 + 10 log (P) dB on all frequencies between 2320 MHz and 2324 MHz and on all frequencies between 2341 MHz and 2345 MHz, not less than 61 + 10 log (P) dB on all frequencies between 2324 MHz and 2328 MHz and on all frequencies between 2337 MHz and 2341 MHz, and not less than 67 + 10 log (P) dB on all frequencies between 2328 MHz and 2337 MHz;

(ii) By a factor of not less than 43 + 10 log (P) dB on all frequencies between 2300 MHz and 2305 MHz, 55 + 10 log (P) dB on all frequencies between 2296 MHz and 2300 MHz, 61 + 10 log (P) dB on all frequencies between 2292 MHz and 2296 MHz, 67 + 10 log (P) dB on all frequencies between 2288 MHz and 2292 MHz, and 70 + 10 log (P) dB below 2288 MHz;

(iii) By a factor of not less than 43 + 10 log (P) dB on all frequencies between 2360 MHz and 2365 MHz, and not less than 70 + 10 log (P) dB above 2365 MHz.

(iv) Compliance with these rules is based on the use of measurement instrumentation employing a resolution bandwidth of 1 MHz or greater. However, in the 1 MHz bands immediately outside and adjacent to the channel blocks at 2305 MHz, 2310 MHz, 2315 MHz, 2320 MHz, 2345 MHz, 2350 MHz, 2355 MHz, and 2360 MHz, a resolution bandwidth of at least 1 percent of the emission bandwidth of the fundamental emission of the transmitter may be employed.

For LTE Band 7, LTE Band 38, LTE Band 41:

According to FCC 47 CFR part 27.53(m)(4) regulations, any transmit power outside of the channel edge must be attenuated below the transmitting power (P) by a factor shall be not less than 40 + 10 log (P) dB on all frequencies between the channel edge and 5 megahertz from the channel edge, 43 + 10 log (P) dB on all frequencies between 5 megahertz and X megahertz from the channel edge, and 55 + 10 log (P) dB on all frequencies more than X megahertz from the channel edge, where X is the greater of 6 megahertz or the actual emission bandwidth. In addition, the attenuation factor shall not be less that 43 + 10 log (P) dB on all frequencies between 2490.5 MHz and 2496 MHz and 55 + 10 log (P) dB at or below 2490.5 MHz. In the 1 MHz bands immediately outside and adjacent to the frequency block a resolution bandwidth of at least two percent may be employed, except when the 1 megahertz band is 2495-2496 MHz, in which case a resolution bandwidth of at least one percent may be employed.

5.6 Radiated Spurious Emissions below 1GHz

For LTE Band 2, LTE Band 5, LTE Band 25, LTE Band 26 (824 MHz ~ 849 MHz):

The power of any emission outside of the authorized operating frequency ranges must be attenuated below the transmitting power (P) by a factor of at least 43 + 10 log(P) dB. The emission limit equal to –13 dBm.

For LTE Band 14:

According to FCC 47 CFR part 90.543 (e), for operations in the 758-768 MHz and the 788-798 MHz bands, the power of any emission outside the licensee's frequency band(s) of operation shall be attenuated below the transmitter power (P) in watts by at least 43 + 10 Log (P) dB.

According to FCC 47 CFR part 90.543 (f), for operations in the 758-775 MHz and 788-805 MHz bands, all emissions including harmonics in the band 1559-1610 MHz shall be limited to −70 dBW/MHz equivalent isotropically radiated power (EIRP) for wideband signals, and −80 dBW EIRP for discrete emissions of less than 700 Hz bandwidth.

For LTE Band 12, LTE Band 17, LTE Band 71:

According to FCC 47 CFR part 27.53(g), for operations in the 600 MHz band and the 698-746 MHz band, the power of any emission outside a licensee's frequency band(s) of operation shall be attenuated below the transmitter power (P) within the licensed band(s) of operation, measured in watts, by at least 43 + 10 log (P) dB. The limit of emissions is equal to -13 dBm.

For LTE Band 13:

According to FCC 47 CFR part 27.53(c)(2), for on any frequency outside the 776-788 MHz band, the power of any emission shall be attenuated outside the band below the transmitter power (P) by at least 43 + 10 log (P) dB. The limit of emissions is equal to -13 dBm.
For operations in the 775-788 MHz, emissions in the band 1559-1610 MHz shall be limited to -70 dBW/MHz (EIRP). The limit of emissions is equal to -40 dBm.

For LTE Band 4, LTE Band 66:

According to FCC 47 CFR part 27.53(h), for operations in the 1695-1710 MHz, 1710-1755 MHz, 1755-1780 MHz bands, the power of any emission outside a licensee's frequency block shall be attenuated below the transmitter power (P) in watts by at least 43 + 10 log (P) dB. The limit of emission is equal to -13 dBm.

For LTE Band 26 (814 MHz ~ 824 MHz):

For any frequency removed from the EA licensee's frequency block greater than 37.5 kHz, the power of any emission shall be attenuated below the transmitter power (P) in watts by at least 43 + 10 Log_{10}(P) decibels or 80 decibels, whichever is the lesser attenuation, where f is the frequency removed from the center of the outer channel in the block in kilohertz and where f is greater than 37.5 kHz.
For §90.691(a), RBW = 100 kHz for offset grater than 37.5 kHz from channel edge is allowed.

For LTE Band 30:

According to FCC 47 CFR part 27.53(a)(4)(ii)(iii), the power of any emission outside a licensee's frequency block shall be attenuated below the transmitter power (P) by at least 70 +10 log (P) dB. The limit of emission is equal to -40 dBm.

For LTE Band 7, LTE Band 38, LTE Band 41:

According to FCC 47 CFR part 27.53(m)(4), on any frequency outside a licensee's frequency block, The power of any emission shall be attenuated below the transmitter power (P) by at least 55 + 10 log (P) dB. The emission limit equal to –25 dBm.

5.7 Radiated Spurious Emissions above 1GHz

For LTE Band 2, LTE Band 5, LTE Band 25, LTE Band 26 (824 MHz ~ 849 MHz):

The power of any emission outside of the authorized operating frequency ranges must be attenuated below the transmitting power (P) by a factor of at least 43 + 10 log(P) dB. The emission limit equal to –13 dBm.

For LTE Band 14:

According to FCC 47 CFR part 90.543 (e), for operations in the 758-768 MHz and the 788-798 MHz bands, the power of any emission outside the licensee's frequency band(s) of operation shall be attenuated below the transmitter power (P) in watts by at least 43 + 10 Log (P) dB.

According to FCC 47 CFR part 90.543 (f), for operations in the 758-775 MHz and 788-805 MHz bands, all emissions including harmonics in the band 1559-1610 MHz shall be limited to −70 dBW/MHz equivalent isotropically radiated power (EIRP) for wideband signals, and −80 dBW EIRP for discrete emissions of less than 700 Hz bandwidth.

For LTE Band 12, LTE Band 17, LTE Band 71:

According to FCC 47 CFR part 27.53(g), for operations in the 600 MHz band and the 698-746 MHz band, the power of any emission outside a licensee's frequency band(s) of operation shall be attenuated below the transmitter power (P) within the licensed band(s) of operation, measured in watts, by at least 43 + 10 log (P) dB. The limit of emissions is equal to -13 dBm.

For LTE Band 13:

According to FCC 47 CFR part 27.53(c)(2), for on any frequency outside the 776-788 MHz band, the power of any emission shall be attenuated outside the band below the transmitter power (P) by at least 43 + 10 log (P) dB. The limit of emissions is equal to -13 dBm.
For operations in the 775-788 MHz, emissions in the band 1559-1610 MHz shall be limited to -70 dBW/MHz (EIRP). The limit of emissions is equal to -40 dBm.

For LTE Band 4, LTE Band 66:

According to FCC 47 CFR part 27.53(h), for operations in the 1695-1710 MHz, 1710-1755 MHz, 1755-1780 MHz bands, the power of any emission outside a licensee's frequency block shall be attenuated below the transmitter power (P) in watts by at least 43 + 10 log (P) dB. The limit of emission is equal to -13 dBm.

For LTE Band 26 (814 MHz ~ 824 MHz):

For any frequency removed from the EA licensee's frequency block greater than 37.5 kHz, the power of any emission shall be attenuated below the transmitter power (P) in watts by at least 43 + 10 Log_{10}(P) decibels or 80 decibels, whichever is the lesser attenuation, where f is the frequency removed from the center of the outer channel in the block in kilohertz and where f is greater than 37.5 kHz.
For §90.691(a), RBW = 100 kHz for offset grater than 37.5 kHz from channel edge is allowed.

For LTE Band 30:

According to FCC 47 CFR part 27.53(a)(4)(ii)(iii), the power of any emission outside a licensee's frequency block shall be attenuated below the transmitter power (P) by at least 70 +10 log (P) dB. The limit of emission is equal to -40 dBm.

For LTE Band 7, LTE Band 38, LTE Band 41:

According to FCC 47 CFR part 27.53(m)(4), on any frequency outside a licensee's frequency block, The power of any emission shall be attenuated below the transmitter power (P) by at least 55 + 10 log (P) dB. The emission limit equal to –25 dBm.

5.8 Frequency Stability

For LTE Band 5, LTE Band 26 (814 MHz ~ 824 MHz), LTE Band 26 (824 MHz ~ 849 MHz):

1.5 ppm is for base and fixed station. 2.5 ppm is for mobile station.

For LTE Band 2, LTE Band 4, LTE Band 7, LTE Band 12, LTE Band 13, LTE Band 17, LTE Band 25, LTE Band 30, LTE Band 38, LTE Band 41, LTE Band 66, LTE Band 71:

The frequency stability shall be sufficient to ensure that the fundamental emissions stay within the authorized bands of operation (authorized frequency block).

For LTE Band 14:

The frequency stability of mobile, portable and control transmitters operating in the wideband segment must be 1.25 parts per million or better when AFC is locked to a base station, and 5 parts per million or better when AFC is not locked.

6 Test Arrangements

6.1 Effective Radiated Power and Equivalent Isotropically Radiated Power

6.1.1 Test Setup

Conducted Power Measurement:

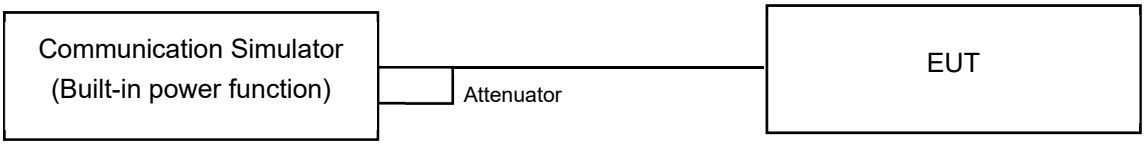

6.1.2 Test Procedure

Conducted Power Measurement:

The EUT is configured by emulator to set data modulation and maximum power using WWAN technology. The average (rms) power measurement was performed on emulator and power value was measured from power function on emulator. Set the EUT to transmit under low, middle and high channel and record the power level shown on simulator.
The EUT is configured by emulator to set data modulation and maximum power using WWAN technology and link to spectrum analyzer measurements. Set the EUT to transmit under low, middle and high channel and record the power level shown on spectrum analyzer. Power measurements use detector average (rms).

Measurement method refers to ANSI C63.26 section 5.2.4.4.

a. Set span to 2 × to 3 × the OBW.
b. Set RBW = 1% to 5% of the OBW.
c. Set VBW ≥ 3 × RBW.
d. Set number of measurement points in sweep ≥ 2 × span / RBW.
e. Set Sweep time = auto-couple.
f. Detector = power averaging (rms).
g. Set sweep trigger to “free run.”
h. Trace average at least 100 traces in power averaging (rms) mode.
i. Compute power by integrating the spectrum across the OBW of the signal using the instrument’s band or channel power measurement function with band/channel limits set equal to the OBW band edges.
j. If Duty cycle < 98%, Add 10 log (1/duty cycle) to the measured power level to compute the average power during continuous transmission.

Maximum EIRP / ERP

The relevant equation for determining the maximum ERP or EIRP from the measured RF output power is given in Equation as follows:

$EIRP = P_{Meas} + G_T$

$ERP = P_{Meas} + G_T - 2.15$

where

ERP or EIRP effective radiated power or equivalent isotropically radiated power, respectively (expressed in the same units as P_{Meas}, e.g., dBm or dBW)

P_{Meas} measured transmitter output power or PSD, in dBm or dBW

G_T gain of the transmitting antenna, in dBd (ERP) or dBi (EIRP)

6.2 Modulation Characteristics

6.2.1 Test Setup

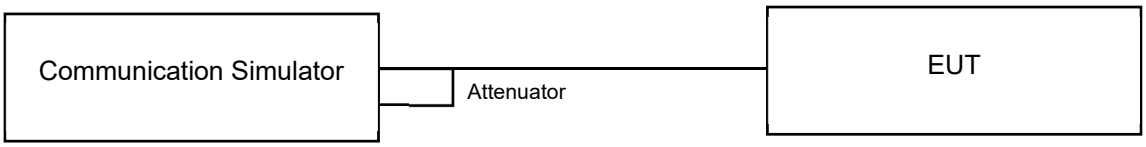

6.2.2 Test Procedure

Connect the EUT to Communication Simulator via the antenna connector, the frequency band is set as EUT supported Modulation and Channels, the EUT output is matched with 50 ohm load, the waveform quality and constellation of the EUT was tested.

6.3 Peak to Average Ratio

6.3.1 Test Setup

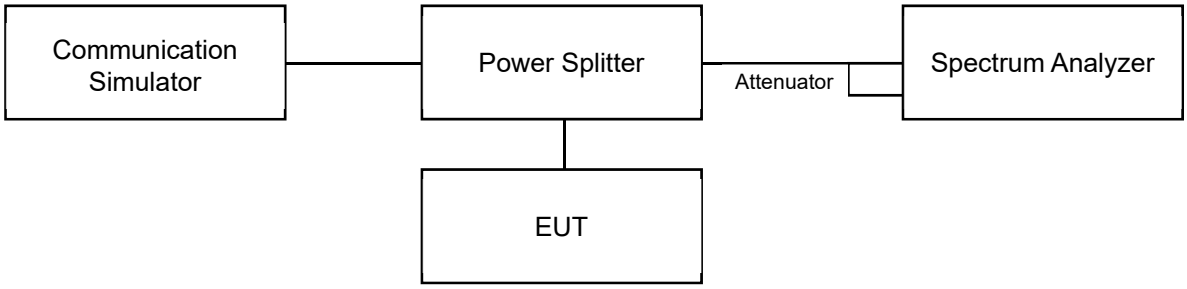

6.3.2 Test Procedure

a. Set resolution/measurement bandwidth ≥ signal's occupied bandwidth;
b. Set the number of counts to a value that stabilizes the measured CCDF curve;
c. Record the maximum PAPR level associated with a probability of 0.1%.

6.4 Bandwidth

6.4.1 Test Setup

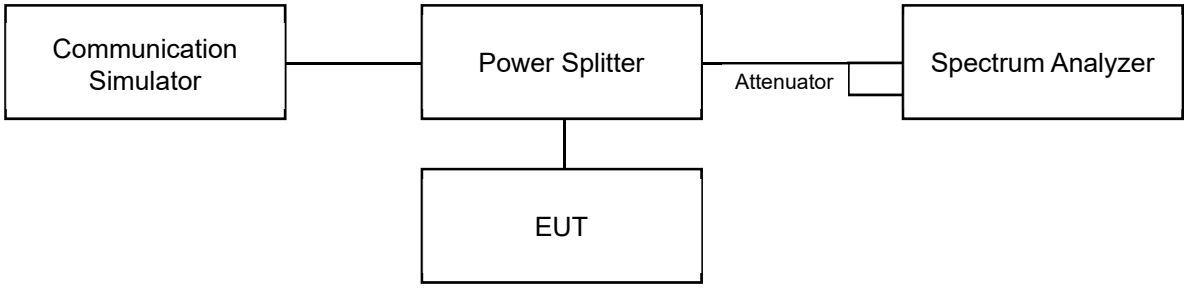

6.4.2 Test Procedure

For the 26 dBc bandwidth measurement method, please refer to section 5.4.3 of ANSI C63.26.

a. The spectrum analyzer center frequency is set to the nominal EUT channel center frequency. The span range for the spectrum analyzer shall be wide enough to see sufficient roll off of the signal to make the measurement.
b. The nominal RBW shall be in the range of 1% to 5% of the anticipated OBW, and the VBW shall be set ≥ 3 × RBW.
c. Set the reference level of the instrument as required to prevent the signal amplitude from exceeding the maximum spectrum analyzer input mixer level for linear operation. See guidance provided in 4.2.3.
d. The dynamic range of the spectrum analyzer at the selected RBW shall be more than 10 dB below the target "−X dB" requirement, i.e., if the requirement calls for measuring the −26 dB OBW, the spectrum analyzer noise floor at the selected RBW shall be at least 36 dB below the reference level.
e. Set spectrum analyzer detection mode to peak, and the trace mode to max hold.
f. Determine the following reference values: Set the EUT to transmit a modulated signal. Allow the trace to stabilize. Set the spectrum analyzer marker to the highest level of the displayed trace (this is the reference value).
g. Determine the "−X dB amplitude" as equal to (Reference Value − X). Alternatively, this calculation can be performed on the spectrum analyzer using the delta-marker measurement function.
h. Place two markers, one at the lowest and the other at the highest frequency of the envelope of the spectral display such that each marker is at or slightly below the "−X dB amplitude" determined in step f). If a marker is below this "−X dB amplitude" value it should be as close as possible to this value. The OBW is the positive frequency difference between the two markers.
i. The OBW shall be reported by providing plot(s) of the measuring instrument display, to include markers depicting the relevant frequency and amplitude information (e.g., marker table). The frequency and amplitude axis and scale shall be clearly labeled. Tabular data may be reported in addition to the plot(s).

For the occupied bandwidth measurement method, please refer to section 5.4.4 of ANSI C63.26.

a. The spectrum analyzer center frequency is set to the nominal EUT channel center frequency. The span range for the spectrum analyzer shall be wide enough to see sufficient roll off of the signal to make the measurement.
b. The nominal RBW shall be in the range of 1% to 5% of the anticipated OBW, and the VBW shall be set ≥ 3 × RBW.
c. Set the reference level of the instrument as required to prevent the signal amplitude from exceeding the maximum spectrum analyzer input mixer level for linear operation. See guidance provided in 4.2.3.
d. The dynamic range of the spectrum analyzer at the selected RBW shall be more than 10 dB below the target "−X dB" requirement, i.e., if the requirement calls for measuring the −26 dB OBW, the spectrum analyzer noise floor at the selected RBW shall be at least 36 dB below the reference level.
e. Set spectrum analyzer detection mode to peak, and the trace mode to max hold.
f. Determine the reference value by either of the following:
g. 1) Set the EUT to transmit a modulated signal. Allow the trace to stabilize. Set the spectrum analyzer marker to the highest level of the displayed trace (this is the reference value).
h. 2) Set the EUT to transmit an unmodulated carrier. Set the spectrum analyzer marker to the level of the carrier.
i. Determine the "−X dB amplitude" as equal to (Reference Value − X). Alternatively, this calculation can be performed on the spectrum analyzer using the delta-marker measurement function.
j. If the reference value was determined using an unmodulated carrier, turn the EUT modulation on, then either clear the existing trace or start a new trace on the spectrum analyzer and allow the new trace to stabilize. Otherwise the trace from step f) shall be used for step i).
k. Place two markers, one at the lowest and the other at the highest frequency of the envelope of the spectral display such that each marker is at or slightly below the "−X dB amplitude" determined in step f). If a marker is below this "−X dB amplitude" value it should be as close as possible to this value. The OBW is the positive frequency difference between the two markers. The spectral envelope can cross the "−X dB amplitude" at multiple points. The lowest or highest frequency shall be selected as the frequencies that are the farthest away from the center frequency at which the spectral envelope crosses the "−X dB amplitude."
l. The OBW shall be reported by providing plot(s) of the measuring instrument display, to include markers depicting the relevant frequency and amplitude information (e.g., marker table). The frequency and amplitude axis and scale shall be clearly labeled. Tabular data may be reported in addition to the plot(s).

6.5 Conducted Spurious Emissions

6.5.1 Test Setup

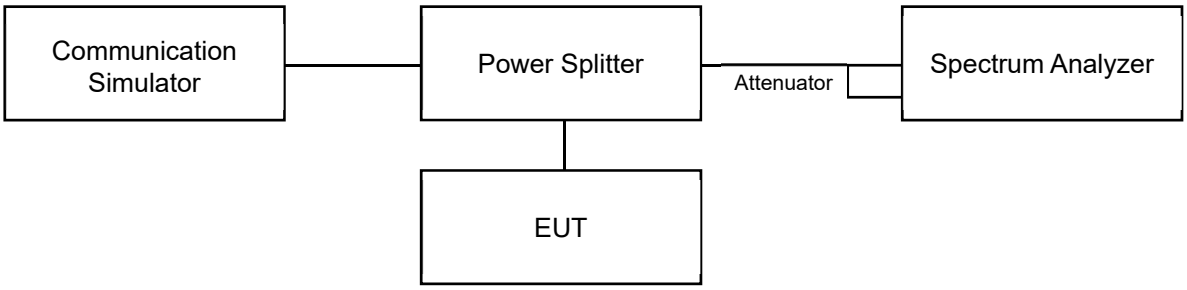

6.5.2 Test Procedure

a. Measurement refer to ANSI C63.26 section 5.7.
b. All measurements were done at 3 channels: low, middle and high operational frequency range.
c. Measuring frequency range is from 9 kHz up to the tenth harmonic of the hightest fundamental frequency or to 40 GHz, whichever is lower. 20 dB attenuation pad is connected with spectrum.
d. The fundamental frequency above 1 GHz, the spectrum set RBW = 1 MHz, VBW = 3 MHz, Detector = Average.
e. The fundamental frequency below 1 GHz, the spectrum set RBW ≥ 100 kHz, VBW ≥ 3 x RBW, Detector = Average.
f. Measuring frequency band edge, narrow RBW (no less than 1% of the OBW) is used for conducted emission measurement.
g. For the emissions measurement method, certain channel BW modes demonstrate compliance by integrating with the smaller RBW allowed by the rule.
h. e.g. Where Reference RBW = 1 MHz and a smaller RBW = 100 kHz is used, worst-case integrated BW power = [Max Measured Value (dBm) with RBW = 100 kHz] + 10* log(1000/100). To compensate for this integration before comparison to the limit, the limit line was reduced by 10 dB accordingly.
i. Record the maximum power value test plot.

For Emission Mask:

a. Measurement refer to ANSI C63.26 section 5.7.
b. All measurements were done at 2 channels: low and high operational frequency range.
c. Accoding to FCC 47 CFR part 90.691(a), the spectrum set RBW = 300 Hz for offset less than 37.5 kHz from channel edge and RBW = 100 kHz for offsets greater than 37.5 kHz is allowed.
d. For the emissions measurement method, certain channel BW modes demonstrate compliance by integrating with the smaller RBW allowed by the rule.
e. e.g. Where Reference RBW = 1 MHz and a smaller RBW = 100 kHz is used, worst-case integrated BW power = [Max Measured Value (dBm) with RBW = 100 kHz] + 10* log(1000/100). To compensate for this integration before comparison to the limit, the limit line was reduced by 10 dB accordingly.
f. Record the maximum power value test plot.

6.6 Radiated Spurious Emissions below 1GHz

6.6.1 Test Setup

For Radiated emission below 30 MHz

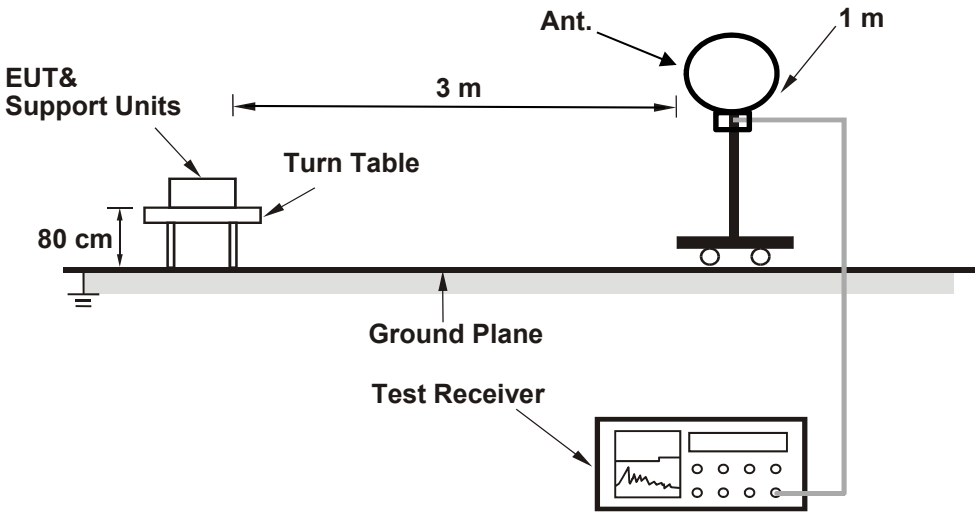

For Radiated emission above 30 MHz

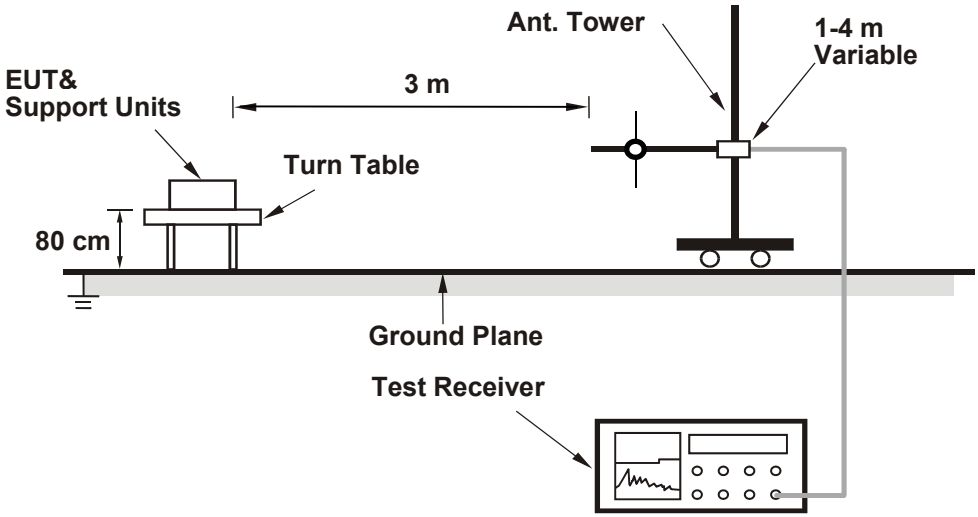

For the actual test configuration, please refer to the attached file (Test Setup Photo).

6.6.2 Test Procedure

The EUT is configured by emulator to set data modulation and maximum power using WWAN technology.

a. In the semi-anechoic chamber, EUT placed on the 0.8 m (below or equal 1 GHz) height of turn table, rotated the table around 360 degrees to search the maximum radiation power and receiver antenna shall be rotated vertical and horizontal polarization and moved height from 1 m to 4 m to find the maximum polar radiated power. The "Read Value" is the spectrum reading the maximum power value.

b. The height of antenna is varied from one meter to four meters above the ground to determine the maximum value of the field strength. Both horizontal and vertical polarizations of the antenna are set to make the measurement.

c. Perform a field strength measurement and record the worse read value, is the field strength value via a spectrum reading obtained corrected for antenna factor, cable loss and pre-amplifier factor and then mathematically convert the measured field strength level to EIRP/ERP level.

d. Following ANSI C63.26 section 5.5 and 5.2.7

e. EIRP (dBm) = E (dBμV/m) + 20log(D) - 104.8; where D is the measurement distance (in the far field region) in m.

f. ERP (dBm) = E (dBμV/m) + 20log(D) - 104.8 - 2.15; where D is the measurement distance (in the far field region) in m.

Note:

1. The resolution bandwidth and video bandwidth of test receiver/spectrum analyzer is 1 MHz/3 MHz. Set detector = average.
2. The amplitude of spurious emissions in the range 9 kHz to 30 MHz which are attenuated more than 20 dB below the permissible value need not be reported.

6.7 Radiated Spurious Emissions above 1GHz

6.7.1 Test Setup

For radiated emission above 1 GHz

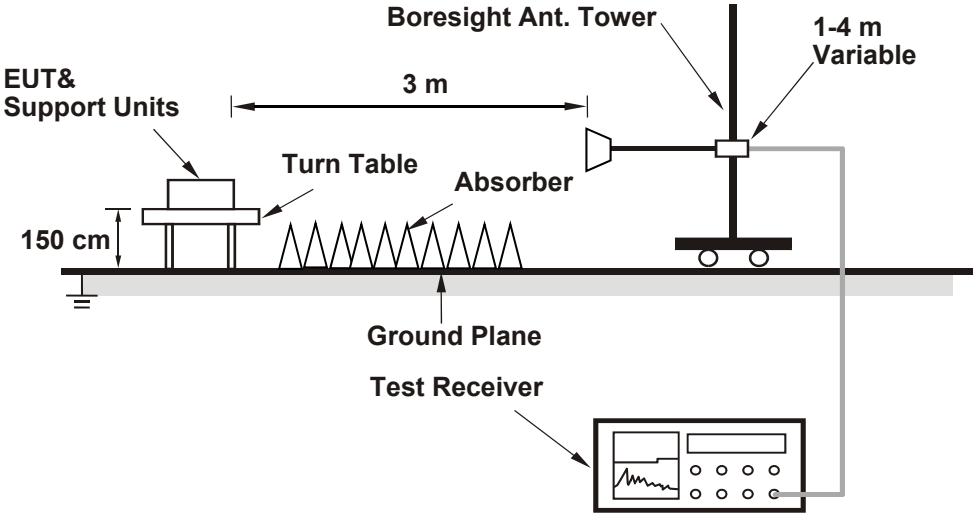

For the actual test configuration, please refer to the attached file (Test Setup Photo).

6.7.2 Test Procedure

The EUT is configured by emulator to set data modulation and maximum power using WWAN technology.

a. In the semi-anechoic chamber, EUT placed on the 1.5 m height of turn table, rotated the table around 360 degrees to search the maximum radiation power and receiver antenna shall be rotated vertical and horizontal polarization and moved height from 1 m to 4 m to find the maximum polar radiated power. The “Read Value” is the spectrum reading the maximum power value.

b. The height of antenna is varied from one meter to four meters above the ground to determine the maximum value of the field strength. Both horizontal and vertical polarizations of the antenna are set to make the measurement.

c. Perform a field strength measurement and record the worse read value, is the field strength value via a spectrum reading obtained corrected for antenna factor, cable loss and pre-amplifier factor and then mathematically convert the measured field strength level to EIRP/ERP level.

d. Following ANSI C63.26 section 5.5 and 5.2.7

e. EIRP (dBm) = E (dBμV/m) + 20log(D) - 104.8; where D is the measurement distance (in the far field region) in m.

f. ERP (dBm) = E (dBμV/m) + 20log(D) - 104.8 - 2.15; where D is the measurement distance (in the far field region) in m.

Note:

1. The resolution bandwidth and video bandwidth of test receiver/spectrum analyzer is 1 MHz/3 MHz. Set detector = average.

6.8 Frequency Stability

6.8.1 Test Setup

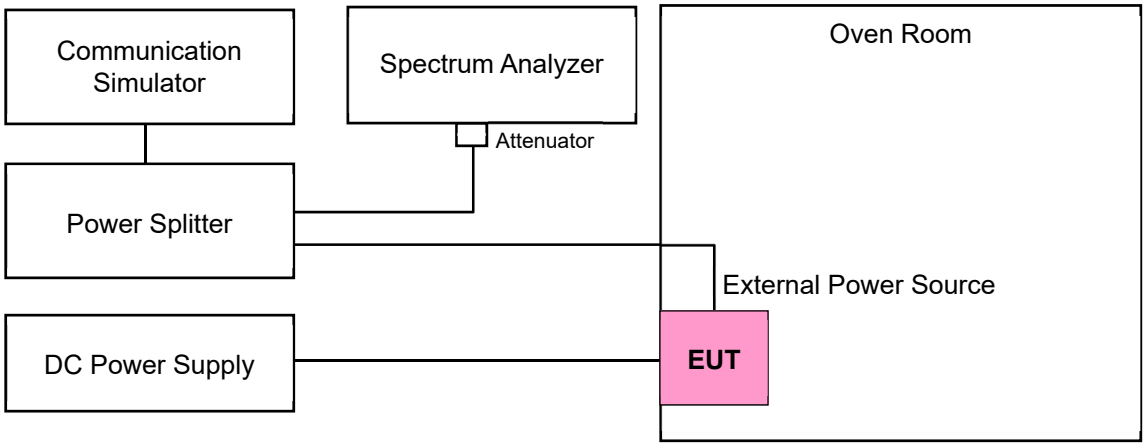

6.8.2 Test Procedure

The EUT is configured by emulator to set data modulation and maximum power using WWAN technology.

a. Device is placed at the oven room. The oven room could control the temperatures and humidity. Power warm up is at least 15 min and power applied should perform before recording frequency error.

b. EUT is connected the external power supply to control the DC input power. The test voltage range is from minimum to maximum working voltage. Each step shall be record the frequency error rate.

c. The temperature range step is 10 degrees in this test items. All temperature levels shall be hold the ±0.5℃ during the measurement testing. The each temperature step shall be at least 0.5 hours, consider the EUT could be test under the stability condition.

Note: The frequency error was recorded frequency error from the communication simulator.

7 Test Results of Test Item

7.1 Effective Radiated Power and Equivalent Isotropically Radiated Power

Input Power:	3.87 Vdc	Environmental Conditions:	22°C, 68% RH	Tested By:	Willy Cheng

7.1.1 LTE Band 2

LTE Band 2 - Ant 0, Channel Bandwidth: 1.4 MHz

Modulation	RB Size	RB Offset	Measurement Conducted Power (dBm)		
			CH 18607	CH 18900	CH 19193
			1850.7 MHz	1880 MHz	1909.3 MHz
QPSK	1	0	22.18	22.12	22.03
	1	2	22.06	22.04	22.02
	1	5	22.02	22.01	22.07
	3	0	22.13	22.14	22.08
	3	1	22.07	22.02	22.04
	3	3	22.03	22.01	22.02
	6	0	21.44	21.27	21.35
16QAM	1	0	21.44	21.44	21.34
	1	2	21.39	21.40	21.24
	1	5	21.50	21.45	21.27
	3	0	21.43	21.23	21.37
	3	1	21.40	21.42	21.33
	3	3	21.38	21.38	21.25
	6	0	20.61	20.41	20.42
64QAM	1	0	20.56	20.52	20.63
	1	2	20.48	20.38	20.47
	1	5	20.51	20.32	20.31
	3	0	20.27	20.21	20.20
	3	1	20.23	20.07	20.22
	3	3	20.18	20.08	20.18
	6	0	19.71	19.55	19.75
256QAM	1	0	17.35	17.30	17.29
	1	2	17.34	17.25	17.23
	1	5	17.39	17.30	17.35
	3	0	16.93	16.98	16.86
	3	1	16.92	16.88	16.79
	3	3	16.92	16.99	16.87
	6	0	16.83	16.82	16.81

Output Power					
Modulation	Minimum Cond. Power (dBm)	Maximum Cond. Power (dBm)	Minimum EIRP (dBm)	Maximum EIRP (dBm)	EIRP Limit (dBm)
QPSK	21.27	22.18	20.27	21.18	33.01
16QAM	20.41	21.5	19.41	20.5	33.01
64QAM	19.55	20.63	18.55	19.63	33.01
256QAM	16.79	17.39	15.79	16.39	33.01

Note: EIRP (dBm) = Cond. Power (dBm) + Antenna Gain (dBi) + Array Gain (if applicable)

LTE Band 2 - Ant 0, Channel Bandwidth: 3 MHz

Modulation	RB Size	RB Offset	Measurement Conducted Power (dBm)		
			CH 18615	CH 18900	CH 19185
			1851.5 MHz	1880 MHz	1908.5 MHz
QPSK	1	0	22.17	22.13	22.11
	1	7	22.14	22.12	22.03
	1	14	22.08	22.05	22.07
	8	0	21.47	21.39	21.43
	8	3	21.44	21.41	21.36
	8	7	21.46	21.41	21.34
	15	0	21.53	21.39	21.37
16QAM	1	0	21.37	21.28	21.28
	1	7	21.26	21.15	21.27
	1	14	21.25	21.09	21.21
	8	0	20.61	20.50	20.51
	8	3	20.66	20.60	20.65
	8	7	20.53	20.44	20.57
	15	0	20.52	20.42	20.41
64QAM	1	0	20.56	20.44	20.47
	1	7	20.57	20.45	20.52
	1	14	20.63	20.51	20.56
	8	0	19.73	19.59	19.71
	8	3	19.68	19.58	19.61
	8	7	19.70	19.59	19.64
	15	0	19.70	19.65	19.63
256QAM	1	0	17.40	17.25	17.29
	1	7	17.38	17.34	17.25
	1	14	17.35	17.37	17.35
	8	0	16.91	16.96	16.92
	8	3	16.97	16.84	16.80
	8	7	16.94	16.98	16.81
	15	0	16.88	16.81	16.83

Output Power					
Modulation	Minimum Cond. Power (dBm)	Maximum Cond. Power (dBm)	Minimum EIRP (dBm)	Maximum EIRP (dBm)	EIRP Limit (dBm)
QPSK	21.34	22.17	20.34	21.17	33.01
16QAM	20.41	21.37	19.41	20.37	33.01
64QAM	19.58	20.63	18.58	19.63	33.01
256QAM	16.8	17.4	15.8	16.4	33.01

Note: EIRP (dBm) = Cond. Power (dBm) + Antenna Gain (dBi) + Array Gain (if applicable)

LTE Band 2 - Ant 0, Channel Bandwidth: 5 MHz

Modulation	RB Size	RB Offset	Measurement Conducted Power (dBm)		
			CH 18625	CH 18900	CH 19175
			1852.5 MHz	1880 MHz	1907.5 MHz
QPSK	1	0	22.18	22.14	22.11
	1	12	22.13	22.04	22.07
	1	24	22.08	22.02	22.07
	12	0	21.47	21.33	21.45
	12	6	21.49	21.44	21.40
	12	13	21.47	21.45	21.34
	25	0	21.52	21.39	21.39
16QAM	1	0	21.31	21.20	21.30
	1	12	21.34	21.16	21.26
	1	24	21.25	21.06	21.23
	12	0	20.53	20.54	20.56
	12	6	20.69	20.61	20.62
	12	13	20.55	20.49	20.52
	25	0	20.49	20.39	20.39
64QAM	1	0	20.58	20.45	20.51
	1	12	20.60	20.44	20.57
	1	24	20.67	20.55	20.52
	12	0	19.67	19.60	19.74
	12	6	19.72	19.62	19.64
	12	13	19.69	19.65	19.68
	25	0	19.75	19.59	19.70
256QAM	1	0	17.40	17.25	17.29
	1	12	17.34	17.28	17.21
	1	24	17.32	17.38	17.28
	12	0	16.99	16.95	16.92
	12	6	16.90	16.80	16.78
	12	13	16.96	16.97	16.84
	25	0	16.85	16.83	16.89

Output Power					
Modulation	Minimum Cond. Power (dBm)	Maximum Cond. Power (dBm)	Minimum EIRP (dBm)	Maximum EIRP (dBm)	EIRP Limit (dBm)
QPSK	21.33	22.18	20.33	21.18	33.01
16QAM	20.39	21.34	19.39	20.34	33.01
64QAM	19.59	20.67	18.59	19.67	33.01
256QAM	16.78	17.4	15.78	16.4	33.01

Note: EIRP (dBm) = Cond. Power (dBm) + Antenna Gain (dBi) + Array Gain (if applicable)

LTE Band 2 - Ant 0, Channel Bandwidth: 10 MHz

Modulation	RB Size	RB Offset	Measurement Conducted Power (dBm)		
			CH 18650	CH 18900	CH 19150
			1855 MHz	1880 MHz	1905 MHz
QPSK	1	0	22.18	22.10	22.08
	1	24	22.10	22.05	22.02
	1	49	22.10	22.04	22.01
	25	0	21.44	21.40	21.37
	25	12	21.50	21.37	21.33
	25	25	21.48	21.46	21.41
	50	0	21.52	21.45	21.35
16QAM	1	0	21.29	21.26	21.23
	1	24	21.25	21.14	21.31
	1	49	21.33	21.14	21.27
	25	0	20.54	20.51	20.49
	25	12	20.61	20.64	20.61
	25	25	20.60	20.47	20.50
	50	0	20.52	20.41	20.42
64QAM	1	0	20.55	20.45	20.53
	1	24	20.58	20.52	20.59
	1	49	20.67	20.50	20.62
	25	0	19.71	19.59	19.68
	25	12	19.67	19.62	19.64
	25	25	19.72	19.55	19.63
	50	0	19.75	19.63	19.60
256QAM	1	0	17.39	17.28	17.23
	1	24	17.35	17.27	17.24
	1	49	17.35	17.38	17.29
	25	0	17.00	16.92	16.87
	25	12	16.94	16.88	16.83
	25	25	16.93	16.96	16.86
	50	0	16.92	16.91	16.89

Output Power					
Modulation	Minimum Cond. Power (dBm)	Maximum Cond. Power (dBm)	Minimum EIRP (dBm)	Maximum EIRP (dBm)	EIRP Limit (dBm)
QPSK	21.33	22.18	20.33	21.18	33.01
16QAM	20.41	21.33	19.41	20.33	33.01
64QAM	19.55	20.67	18.55	19.67	33.01
256QAM	16.83	17.39	15.83	16.39	33.01

Note: EIRP (dBm) = Cond. Power (dBm) + Antenna Gain (dBi) + Array Gain (if applicable)

LTE Band 2 - Ant 0, Channel Bandwidth: 15 MHz

Modulation	RB Size	RB Offset	Measurement Conducted Power (dBm)		
			CH 18675	CH 18900	CH 19125
			1857.5 MHz	1880 MHz	1902.5 MHz
QPSK	1	0	22.17	22.09	22.10
	1	37	22.17	22.06	22.05
	1	74	22.08	22.03	22.08
	36	0	21.49	21.33	21.47
	36	19	21.50	21.36	21.36
	36	39	21.43	21.44	21.42
	75	0	21.47	21.48	21.38
16QAM	1	0	21.32	21.22	21.27
	1	37	21.31	21.24	21.29
	1	74	21.23	21.09	21.21
	36	0	20.54	20.59	20.53
	36	19	20.68	20.61	20.60
	36	39	20.56	20.46	20.54
	75	0	20.50	20.45	20.40
64QAM	1	0	20.54	20.44	20.54
	1	37	20.54	20.50	20.61
	1	74	20.62	20.47	20.53
	36	0	19.72	19.59	19.67
	36	19	19.66	19.63	19.64
	36	39	19.66	19.62	19.60
	75	0	19.73	19.65	19.69
256QAM	1	0	17.41	17.30	17.29
	1	37	17.41	17.33	17.23
	1	74	17.41	17.31	17.34
	36	0	16.99	16.89	16.87
	36	19	16.89	16.85	16.84
	36	39	16.96	16.94	16.88
	75	0	16.86	16.88	16.82

Output Power					
Modulation	Minimum Cond. Power (dBm)	Maximum Cond. Power (dBm)	Minimum EIRP (dBm)	Maximum EIRP (dBm)	EIRP Limit (dBm)
QPSK	21.33	22.17	20.33	21.17	33.01
16QAM	20.4	21.32	19.4	20.32	33.01
64QAM	19.59	20.62	18.59	19.62	33.01
256QAM	16.82	17.41	15.82	16.41	33.01

Note: EIRP (dBm) = Cond. Power (dBm) + Antenna Gain (dBi) + Array Gain (if applicable)

LTE Band 2 - Ant 0, Channel Bandwidth: 20 MHz

Modulation	RB Size	RB Offset	Measurement Conducted Power (dBm)		
			CH 18700	CH 18900	CH 19100
			1860 MHz	1880 MHz	1900 MHz
QPSK	1	0	22.19	22.15	22.13
	1	50	22.17	22.13	22.12
	1	99	22.14	22.07	22.09
	50	0	21.53	21.42	21.47
	50	25	21.51	21.44	21.41
	50	50	21.52	21.47	21.44
	100	0	21.55	21.48	21.45
16QAM	1	0	21.37	21.28	21.32
	1	50	21.34	21.24	21.33
	1	99	21.33	21.14	21.31
	50	0	20.62	20.59	20.59
	50	25	20.71	20.70	20.66
	50	50	20.63	20.50	20.57
	100	0	20.57	20.47	20.48
64QAM	1	0	20.59	20.46	20.55
	1	50	20.61	20.52	20.61
	1	99	20.68	20.56	20.62
	50	0	19.77	19.60	19.77
	50	25	19.74	19.64	19.68
	50	50	19.74	19.65	19.69
	100	0	19.79	19.66	19.70
256QAM	1	0	17.42	17.34	17.33
	1	50	17.44	17.35	17.31
	1	99	17.41	17.40	17.38
	50	0	16.95	16.99	16.94
	50	25	16.97	16.89	16.86
	50	50	16.99	16.99	16.89
	100	0	16.92	16.91	16.90

Output Power					
Modulation	Minimum Cond. Power (dBm)	Maximum Cond. Power (dBm)	Minimum EIRP (dBm)	Maximum EIRP (dBm)	EIRP Limit (dBm)
QPSK	21.41	22.19	20.41	21.19	33.01
16QAM	20.47	21.37	19.47	20.37	33.01
64QAM	19.6	20.68	18.6	19.68	33.01
256QAM	16.86	17.44	15.86	16.44	33.01

Note: EIRP (dBm) = Cond. Power (dBm) + Antenna Gain (dBi) + Array Gain (if applicable)

LTE Band 2 - Ant 7, Channel Bandwidth: 1.4 MHz

Modulation	RB Size	RB Offset	Measurement Conducted Power (dBm)		
			CH 18607	CH 18900	CH 19193
			1850.7 MHz	1880 MHz	1909.3 MHz
QPSK	1	0	22.12	22.16	22.12
	1	2	22.26	22.02	22.09
	1	5	22.12	22.09	22.06
	3	0	22.37	22.31	22.15
	3	1	22.59	22.46	22.59
	3	3	22.48	22.43	22.41
	6	0	21.56	21.43	21.38
16QAM	1	0	21.37	21.33	21.32
	1	2	21.40	21.33	21.21
	1	5	21.29	21.28	21.19
	3	0	21.48	21.49	21.48
	3	1	21.77	21.68	21.59
	3	3	21.67	21.50	21.67
	6	0	20.60	20.51	20.62
64QAM	1	0	20.77	20.70	20.54
	1	2	20.66	20.57	20.56
	1	5	20.51	20.48	20.38
	3	0	20.75	20.77	20.63
	3	1	20.67	20.78	20.59
	3	3	20.73	20.65	20.69
	6	0	19.89	19.78	19.68
256QAM	1	0	17.52	17.53	17.54
	1	2	17.32	17.47	17.29
	1	5	17.51	17.43	17.45
	3	0	17.30	17.31	17.18
	3	1	17.00	17.00	17.00
	3	3	17.19	17.03	17.14
	6	0	17.05	16.99	16.89

Output Power					
Modulation	Minimum Cond. Power (dBm)	Maximum Cond. Power (dBm)	Minimum EIRP (dBm)	Maximum EIRP (dBm)	EIRP Limit (dBm)
QPSK	21.38	22.59	19.38	20.59	33.01
16QAM	20.51	21.77	18.51	19.77	33.01
64QAM	19.68	20.78	17.68	18.78	33.01
256QAM	16.89	17.54	14.89	15.54	33.01

Note: EIRP (dBm) = Cond. Power (dBm) + Antenna Gain (dBi) + Array Gain (if applicable)

LTE Band 2 - Ant 7, Channel Bandwidth: 3 MHz

Modulation	RB Size	RB Offset	Measurement Conducted Power (dBm)		
			CH 18615	CH 18900	CH 19185
			1851.5 MHz	1880 MHz	1908.5 MHz
QPSK	1	0	22.22	22.08	22.07
	1	7	22.32	22.07	22.05
	1	14	22.19	22.06	22.02
	8	0	21.35	21.24	21.25
	8	3	21.62	21.54	21.56
	8	7	21.45	21.46	21.41
	15	0	21.49	21.44	21.50
16QAM	1	0	21.42	21.41	21.43
	1	7	21.36	21.34	21.35
	1	14	21.33	21.40	21.22
	8	0	20.50	20.49	20.53
	8	3	20.63	20.69	20.68
	8	7	20.68	20.51	20.56
	15	0	20.61	20.63	20.61
64QAM	1	0	20.71	20.72	20.62
	1	7	20.61	20.58	20.57
	1	14	20.57	20.40	20.48
	8	0	19.74	19.77	19.55
	8	3	19.79	19.72	19.68
	8	7	19.71	19.59	19.63
	15	0	19.79	19.73	19.74
256QAM	1	0	17.46	17.46	17.52
	1	7	17.37	17.35	17.39
	1	14	17.47	17.40	17.40
	8	0	17.39	17.24	17.21
	8	3	17.12	17.10	16.96
	8	7	17.18	17.06	17.07
	15	0	17.04	17.01	16.82

Output Power					
Modulation	Minimum Cond. Power (dBm)	Maximum Cond. Power (dBm)	Minimum EIRP (dBm)	Maximum EIRP (dBm)	EIRP Limit (dBm)
QPSK	21.24	22.32	19.24	20.32	33.01
16QAM	20.49	21.43	18.49	19.43	33.01
64QAM	19.55	20.72	17.55	18.72	33.01
256QAM	16.82	17.52	14.82	15.52	33.01

Note: EIRP (dBm) = Cond. Power (dBm) + Antenna Gain (dBi) + Array Gain (if applicable)

LTE Band 2 - Ant 7, Channel Bandwidth: 5 MHz

Modulation	RB Size	RB Offset	Measurement Conducted Power (dBm)		
			CH 18625	CH 18900	CH 19175
			1852.5 MHz	1880 MHz	1907.5 MHz
QPSK	1	0	22.16	22.10	22.06
	1	12	22.30	22.02	22.03
	1	24	22.23	22.08	22.02
	12	0	21.47	21.25	21.15
	12	6	21.62	21.43	21.40
	12	13	21.40	21.37	21.32
	25	0	21.55	21.44	21.27
16QAM	1	0	21.43	21.35	21.38
	1	12	21.33	21.39	21.24
	1	24	21.27	21.31	21.22
	12	0	20.50	20.59	20.50
	12	6	20.69	20.72	20.62
	12	13	20.63	20.61	20.53
	25	0	20.54	20.51	20.67
64QAM	1	0	20.67	20.70	20.58
	1	12	20.75	20.63	20.66
	1	24	20.46	20.46	20.40
	12	0	19.75	19.70	19.52
	12	6	19.76	19.70	19.61
	12	13	19.67	19.66	19.59
	25	0	19.80	19.72	19.70
256QAM	1	0	17.56	17.42	17.55
	1	12	17.39	17.42	17.34
	1	24	17.58	17.46	17.46
	12	0	17.33	17.28	17.13
	12	6	17.01	17.09	16.98
	12	13	17.15	17.07	17.06
	25	0	16.99	17.05	16.94

Output Power					
Modulation	Minimum Cond. Power (dBm)	Maximum Cond. Power (dBm)	Minimum EIRP (dBm)	Maximum EIRP (dBm)	EIRP Limit (dBm)
QPSK	21.15	22.03	19.15	20.03	33.01
16QAM	20.5	21.43	18.5	19.43	33.01
64QAM	19.52	20.75	17.52	18.75	33.01
256QAM	16.94	17.58	14.94	15.58	33.01

Note: EIRP (dBm) = Cond. Power (dBm) + Antenna Gain (dBi) + Array Gain (if applicable)

LTE Band 2 - Ant 7, Channel Bandwidth: 10 MHz

Modulation	RB Size	RB Offset	Measurement Conducted Power (dBm)		
			CH 18650	CH 18900	CH 19150
			1855 MHz	1880 MHz	1905 MHz
QPSK	1	0	22.18	22.09	22.07
	1	24	22.20	22.07	22.05
	1	49	22.13	22.12	22.02
	25	0	21.45	21.32	21.15
	25	12	21.55	21.48	21.48
	25	25	21.42	21.41	21.45
	50	0	21.43	21.44	21.38
16QAM	1	0	21.42	21.33	21.41
	1	24	21.43	21.34	21.31
	1	49	21.39	21.30	21.26
	25	0	20.58	20.51	20.38
	25	12	20.70	20.68	20.60
	25	25	20.66	20.48	20.53
	50	0	20.67	20.61	20.61
64QAM	1	0	20.74	20.68	20.61
	1	24	20.68	20.66	20.63
	1	49	20.46	20.49	20.40
	25	0	19.69	19.73	19.62
	25	12	19.67	19.72	19.70
	25	25	19.73	19.71	19.70
	50	0	19.80	19.84	19.74
256QAM	1	0	17.50	17.52	17.42
	1	24	17.40	17.46	17.38
	1	49	17.55	17.36	17.33
	25	0	17.37	17.25	17.10
	25	12	17.04	17.03	17.03
	25	25	17.21	17.14	17.15
	50	0	16.94	17.00	16.92

Output Power					
Modulation	Minimum Cond. Power (dBm)	Maximum Cond. Power (dBm)	Minimum EIRP (dBm)	Maximum EIRP (dBm)	EIRP Limit (dBm)
QPSK	21.15	22.2	19.15	20.2	33.01
16QAM	20.38	21.43	18.38	19.43	33.01
64QAM	19.62	20.74	17.62	18.74	33.01
256QAM	16.92	17.55	14.92	15.55	33.01

Note: EIRP (dBm) = Cond. Power (dBm) + Antenna Gain (dBi) + Array Gain (if applicable)

LTE Band 2 - Ant 7, Channel Bandwidth: 15 MHz

Modulation	RB Size	RB Offset	Measurement Conducted Power (dBm)		
			CH 18675	CH 18900	CH 19125
			1857.5 MHz	1880 MHz	1902.5 MHz
QPSK	1	0	22.27	22.16	22.08
	1	37	22.32	22.13	22.09
	1	74	22.24	22.12	22.11
	36	0	21.50	21.37	21.27
	36	19	21.62	21.56	21.59
	36	39	21.53	21.49	21.47
	75	0	21.56	21.57	21.50
16QAM	1	0	21.49	21.43	21.43
	1	37	21.43	21.44	21.36
	1	74	21.39	21.41	21.26
	36	0	20.63	20.59	20.53
	36	19	20.78	20.80	20.68
	36	39	20.69	20.63	20.67
	75	0	20.69	20.65	20.68
64QAM	1	0	20.78	20.72	20.66
	1	37	20.75	20.69	20.69
	1	74	20.57	20.50	20.53
	36	0	19.83	19.80	19.64
	36	19	19.82	19.81	19.74
	36	39	19.82	19.73	19.72
	75	0	19.93	19.85	19.81
256QAM	1	0	17.56	17.53	17.56
	1	37	17.47	17.47	17.41
	1	74	17.60	17.50	17.46
	36	0	17.45	17.37	17.25
	36	19	17.13	17.14	17.05
	36	39	17.21	17.14	17.21
	75	0	17.09	17.06	16.97

Output Power					
Modulation	Minimum Cond. Power (dBm)	Maximum Cond. Power (dBm)	Minimum EIRP (dBm)	Maximum EIRP (dBm)	EIRP Limit (dBm)
QPSK	21.27	22.32	19.27	20.32	33.01
16QAM	20.53	21.49	18.53	19.49	33.01
64QAM	19.64	20.78	17.64	18.78	33.01
256QAM	16.97	17.6	14.97	15.6	33.01

Note: EIRP (dBm) = Cond. Power (dBm) + Antenna Gain (dBi) + Array Gain (if applicable)

LTE Band 2 - Ant 7, Channel Bandwidth: 20 MHz

Modulation	RB Size	RB Offset	Measurement Conducted Power (dBm)		
			CH 18700	CH 18900	CH 19100
			1860 MHz	1880 MHz	1900 MHz
QPSK	1	0	22.35	22.25	22.17
	1	50	22.32	22.22	22.11
	1	99	22.27	22.19	22.14
	50	0	21.63	21.62	21.59
	50	25	21.55	21.51	21.47
	50	50	21.53	21.48	21.36
	100	0	21.61	21.60	21.51
16QAM	1	0	21.53	21.51	21.51
	1	50	21.49	21.45	21.44
	1	99	21.46	21.44	21.36
	50	0	20.67	20.60	20.59
	50	25	20.83	20.82	20.76
	50	50	20.75	20.72	20.71
	100	0	20.78	20.71	20.70
64QAM	1	0	20.81	20.80	20.70
	1	50	20.77	20.75	20.69
	1	99	20.65	20.56	20.54
	50	0	19.86	19.81	19.72
	50	25	19.91	19.84	19.79
	50	50	19.85	19.82	19.80
	100	0	19.96	19.91	19.87
256QAM	1	0	17.61	17.61	17.57
	1	50	17.57	17.55	17.47
	1	99	17.65	17.60	17.53
	50	0	17.46	17.37	17.27
	50	25	17.22	17.16	17.13
	50	50	17.27	17.22	17.22
	100	0	17.13	17.12	17.07

Output Power					
Modulation	Minimum Cond. Power (dBm)	Maximum Cond. Power (dBm)	Minimum EIRP (dBm)	Maximum EIRP (dBm)	EIRP Limit (dBm)
QPSK	21.36	22.35	19.36	20.35	33.01
16QAM	20.59	21.53	18.59	19.53	33.01
64QAM	19.72	20.81	17.72	18.81	33.01
256QAM	17.07	17.65	15.07	15.65	33.01

Note: EIRP (dBm) = Cond. Power (dBm) + Antenna Gain (dBi) + Array Gain (if applicable)

7.1.2 LTE Band 4

LTE Band 4 - Ant 0, Channel Bandwidth: 1.4 MHz

Modulation	RB Size	RB Offset	Measurement Conducted Power (dBm)		
			CH 19957	CH 20175	CH 20393
			1710.7 MHz	1732.5 MHz	1754.3 MHz
QPSK	1	0	22.23	22.20	22.09
	1	2	22.19	22.16	22.04
	1	5	22.20	22.17	22.16
	3	0	21.58	21.55	21.52
	3	1	21.47	21.47	21.41
	3	3	21.54	21.55	21.48
	6	0	21.60	21.55	21.45
16QAM	1	0	21.46	21.47	21.41
	1	2	21.45	21.32	21.28
	1	5	21.46	21.41	21.36
	3	0	20.62	20.57	20.46
	3	1	20.63	20.66	20.54
	3	3	20.64	20.53	20.51
	6	0	20.69	20.66	20.68
64QAM	1	0	20.65	20.55	20.44
	1	2	20.78	20.79	20.70
	1	5	20.75	20.65	20.62
	3	0	19.86	19.74	19.72
	3	1	19.86	19.80	19.73
	3	3	19.81	19.72	19.61
	6	0	19.77	19.69	19.63
256QAM	1	0	17.50	17.46	17.40
	1	2	17.61	17.52	17.47
	1	5	17.65	17.56	17.44
	3	0	17.09	17.02	16.99
	3	1	17.05	16.95	16.96
	3	3	17.19	17.12	17.06
	6	0	17.13	17.08	16.94

Output Power					
Modulation	Minimum Cond. Power (dBm)	Maximum Cond. Power (dBm)	Minimum EIRP (dBm)	Maximum EIRP (dBm)	EIRP Limit (dBm)
QPSK	21.41	22.23	20.41	21.23	30.00
16QAM	20.46	21.47	19.46	20.47	30.00
64QAM	19.61	20.79	18.61	19.79	30.00
256QAM	16.94	17.65	15.94	16.65	30.00

Note: EIRP (dBm) = Cond. Power (dBm) + Antenna Gain (dBi) + Array Gain (if applicable)

LTE Band 4 - Ant 0, Channel Bandwidth: 3 MHz

Modulation	RB Size	RB Offset	Measurement Conducted Power (dBm)		
			CH 19965	CH 20175	CH 20385
			1711.5 MHz	1732.5 MHz	1753.5 MHz
QPSK	1	0	22.18	22.20	22.15
	1	7	22.17	22.08	22.00
	1	14	22.25	22.18	22.10
	8	0	21.57	21.54	21.44
	8	3	21.52	21.41	21.47
	8	7	21.55	21.50	21.41
	15	0	21.58	21.57	21.43
16QAM	1	0	21.46	21.51	21.43
	1	7	21.48	21.38	21.33
	1	14	21.44	21.43	21.36
	8	0	20.64	20.61	20.48
	8	3	20.63	20.66	20.54
	8	7	20.65	20.57	20.54
	15	0	20.64	20.65	20.64
64QAM	1	0	20.59	20.58	20.52
	1	7	20.80	20.78	20.66
	1	14	20.67	20.65	20.60
	8	0	19.86	19.75	19.72
	8	3	19.82	19.89	19.75
	8	7	19.86	19.78	19.68
	15	0	19.81	19.72	19.61
256QAM	1	0	17.54	17.53	17.41
	1	7	17.54	17.46	17.45
	1	14	17.63	17.49	17.47
	8	0	17.09	17.01	17.03
	8	3	17.04	16.94	16.98
	8	7	17.14	17.04	17.07
	15	0	17.13	17.08	17.04

Output Power					
Modulation	Minimum Cond. Power (dBm)	Maximum Cond. Power (dBm)	Minimum EIRP (dBm)	Maximum EIRP (dBm)	EIRP Limit (dBm)
QPSK	21.41	22.25	20.41	21.25	30.00
16QAM	20.48	21.51	19.48	20.51	30.00
64QAM	19.61	20.8	18.61	19.8	30.00
256QAM	16.94	17.63	15.94	16.63	30.00

Note: EIRP (dBm) = Cond. Power (dBm) + Antenna Gain (dBi) + Array Gain (if applicable)

LTE Band 4 - Ant 0, Channel Bandwidth: 5 MHz

Modulation	RB Size	RB Offset	Measurement Conducted Power (dBm)		
			CH 19975	CH 20175	CH 20375
			1712.5 MHz	1732.5 MHz	1752.5 MHz
QPSK	1	0	22.18	22.20	22.10
	1	12	22.11	22.11	21.99
	1	24	22.16	22.22	22.13
	12	0	21.57	21.59	21.53
	12	6	21.48	21.45	21.45
	12	13	21.52	21.54	21.44
	25	0	21.54	21.54	21.47
16QAM	1	0	21.50	21.42	21.43
	1	12	21.39	21.30	21.28
	1	24	21.45	21.36	21.36
	12	0	20.60	20.59	20.51
	12	6	20.65	20.64	20.59
	12	13	20.59	20.60	20.53
	25	0	20.67	20.62	20.60
64QAM	1	0	20.63	20.57	20.46
	1	12	20.80	20.74	20.71
	1	24	20.72	20.59	20.60
	12	0	19.85	19.82	19.75
	12	6	19.81	19.79	19.72
	12	13	19.88	19.72	19.64
	25	0	19.81	19.64	19.64
256QAM	1	0	17.56	17.53	17.38
	1	12	17.61	17.53	17.55
	1	24	17.60	17.50	17.51
	12	0	17.11	17.01	16.99
	12	6	17.03	17.01	16.95
	12	13	17.20	17.07	17.00
	25	0	17.09	17.08	17.02

Output Power					
Modulation	Minimum Cond. Power (dBm)	Maximum Cond. Power (dBm)	Minimum EIRP (dBm)	Maximum EIRP (dBm)	EIRP Limit (dBm)
QPSK	21.44	22.22	20.44	21.22	30.00
16QAM	20.51	21.5	19.51	20.5	30.00
64QAM	19.64	20.8	18.64	19.8	30.00
256QAM	16.95	17.61	15.95	16.61	30.00

Note: EIRP (dBm) = Cond. Power (dBm) + Antenna Gain (dBi) + Array Gain (if applicable)

LTE Band 4 - Ant 0, Channel Bandwidth: 10 MHz

Modulation	RB Size	RB Offset	Measurement Conducted Power (dBm)		
			CH 20000	CH 20175	CH 20350
			1715 MHz	1732.5 MHz	1750 MHz
QPSK	1	0	22.20	22.21	22.11
	1	24	22.13	22.08	21.98
	1	49	22.23	22.23	22.19
	25	0	21.58	21.55	21.52
	25	12	21.49	21.46	21.39
	25	25	21.50	21.53	21.46
	50	0	21.55	21.48	21.40
16QAM	1	0	21.44	21.49	21.42
	1	24	21.41	21.31	21.30
	1	49	21.42	21.35	21.30
	25	0	20.55	20.63	20.52
	25	12	20.63	20.70	20.52
	25	25	20.59	20.51	20.47
	50	0	20.63	20.70	20.64
64QAM	1	0	20.61	20.57	20.51
	1	24	20.72	20.69	20.71
	1	49	20.75	20.57	20.58
	25	0	19.78	19.82	19.70
	25	12	19.90	19.83	19.72
	25	25	19.79	19.74	19.68
	50	0	19.74	19.73	19.59
256QAM	1	0	17.50	17.45	17.47
	1	24	17.60	17.47	17.50
	1	49	17.64	17.58	17.47
	25	0	17.12	17.04	17.01
	25	12	17.10	16.96	16.93
	25	25	17.15	17.04	17.05
	50	0	17.11	17.05	16.96

Output Power					
Modulation	Minimum Cond. Power (dBm)	Maximum Cond. Power (dBm)	Minimum EIRP (dBm)	Maximum EIRP (dBm)	EIRP Limit (dBm)
QPSK	21.39	22.23	20.39	21.23	30.00
16QAM	20.47	21.49	19.47	20.49	30.00
64QAM	19.59	20.75	18.59	19.75	30.00
256QAM	16.93	17.64	15.93	16.64	30.00

Note: EIRP (dBm) = Cond. Power (dBm) + Antenna Gain (dBi) + Array Gain (if applicable)

LTE Band 4 - Ant 0, Channel Bandwidth: 15 MHz

Modulation	RB Size	RB Offset	Measurement Conducted Power (dBm)		
			CH 20025	CH 20175	CH 20325
			1717.5 MHz	1732.5 MHz	1747.5 MHz
QPSK	1	0	22.23	22.20	22.10
	1	37	22.16	22.10	22.03
	1	74	22.17	22.16	22.14
	36	0	21.59	21.51	21.52
	36	19	21.56	21.46	21.41
	36	39	21.52	21.47	21.40
	75	0	21.56	21.54	21.42
16QAM	1	0	21.44	21.45	21.40
	1	37	21.39	21.30	21.35
	1	74	21.41	21.34	21.35
	36	0	20.61	20.61	20.51
	36	19	20.67	20.62	20.53
	36	39	20.58	20.57	20.45
	75	0	20.66	20.71	20.58
64QAM	1	0	20.64	20.60	20.49
	1	37	20.76	20.76	20.75
	1	74	20.65	20.67	20.64
	36	0	19.78	19.78	19.74
	36	19	19.85	19.87	19.70
	36	39	19.81	19.70	19.58
	75	0	19.79	19.65	19.55
256QAM	1	0	17.56	17.48	17.46
	1	37	17.58	17.51	17.45
	1	74	17.60	17.50	17.47
	36	0	17.08	17.01	17.04
	36	19	17.03	16.99	16.89
	36	39	17.16	17.09	17.10
	75	0	17.17	17.11	17.00

Output Power					
Modulation	Minimum Cond. Power (dBm)	Maximum Cond. Power (dBm)	Minimum EIRP (dBm)	Maximum EIRP (dBm)	EIRP Limit (dBm)
QPSK	21.4	22.23	20.4	21.23	30.00
16QAM	20.45	21.45	19.45	20.45	30.00
64QAM	19.55	20.76	18.55	19.76	30.00
256QAM	16.89	17.6	15.89	16.6	30.00

Note: EIRP (dBm) = Cond. Power (dBm) + Antenna Gain (dBi) + Array Gain (if applicable)

LTE Band 4 - Ant 0, Channel Bandwidth: 20 MHz

Modulation	RB Size	RB Offset	Measurement Conducted Power (dBm)		
			CH 20050	CH 20175	CH 20300
			1720 MHz	1732.5 MHz	1745 MHz
QPSK	1	0	22.26	22.22	22.16
	1	50	22.21	22.17	22.08
	1	99	22.25	22.24	22.20
	50	0	21.61	21.59	21.53
	50	25	21.56	21.51	21.47
	50	50	21.57	21.56	21.48
	100	0	21.62	21.57	21.50
16QAM	1	0	21.51	21.51	21.48
	1	50	21.48	21.38	21.38
	1	99	21.47	21.44	21.36
	50	0	20.65	20.64	20.56
	50	25	20.71	20.70	20.61
	50	50	20.68	20.60	20.54
	100	0	20.72	20.72	20.68
64QAM	1	0	20.67	20.60	20.53
	1	50	20.82	20.79	20.76
	1	99	20.75	20.67	20.64
	50	0	19.87	19.83	19.77
	50	25	19.91	19.89	19.79
	50	50	19.88	19.78	19.68
	100	0	19.83	19.74	19.64
256QAM	1	0	17.57	17.53	17.48
	1	50	17.62	17.55	17.55
	1	99	17.66	17.59	17.54
	50	0	17.16	17.10	17.09
	50	25	17.11	17.04	16.98
	50	50	17.21	17.14	17.10
	100	0	17.17	17.12	17.04

Output Power					
Modulation	Minimum Cond. Power (dBm)	Maximum Cond. Power (dBm)	Minimum EIRP (dBm)	Maximum EIRP (dBm)	EIRP Limit (dBm)
QPSK	21.47	22.26	20.47	21.26	30.00
16QAM	20.54	21.51	19.54	20.51	30.00
64QAM	19.64	20.82	18.64	19.82	30.00
256QAM	16.98	17.66	15.98	16.66	30.00

Note: EIRP (dBm) = Cond. Power (dBm) + Antenna Gain (dBi) + Array Gain (if applicable)

LTE Band 4 - Ant 7, Channel Bandwidth: 1.4 MHz

LTE Band 2 1.4M					
Modulation	RB Size	RB Offset	Measurement Conducted Power (dBm)		
			CH 18607	CH 18900	CH 19193
			1850.7 MHz	1880 MHz	1909.3 MHz
QPSK	1	0	22.70	22.79	22.85
	1	2	22.63	22.67	22.81
	1	5	22.60	22.61	22.71
	3	0	22.21	22.16	22.21
	3	1	22.06	22.11	22.17
	3	3	22.17	22.16	22.23
	6	0	21.09	21.16	21.24
16QAM	1	0	21.79	21.93	21.96
	1	2	21.87	21.92	21.95
	1	5	21.82	21.91	21.95
	3	0	21.13	21.25	21.30
	3	1	21.22	21.25	21.28
	3	3	21.15	21.27	21.29
	6	0	20.26	20.29	20.39
64QAM	1	0	20.41	20.47	20.47
	1	2	20.44	20.46	20.54
	1	5	20.39	20.41	20.51
	3	0	19.50	19.50	19.52
	3	1	20.41	20.41	20.52
	3	3	20.49	20.53	20.57
	6	0	19.41	19.56	19.59
256QAM	1	0	17.80	17.75	17.78
	1	2	17.73	17.76	17.72
	1	5	17.60	17.66	17.79
	3	0	17.57	17.70	17.68
	3	1	17.65	17.70	17.68
	3	3	17.54	17.61	17.67
	6	0	17.54	17.58	17.66

Output Power					
Modulation	Minimum Cond. Power (dBm)	Maximum Cond. Power (dBm)	Minimum EIRP (dBm)	Maximum EIRP (dBm)	EIRP Limit (dBm)
QPSK	21.09	22.85	19.09	20.85	30.00
16QAM	20.26	21.96	18.26	19.96	30.00
64QAM	19.41	20.57	17.41	18.57	30.00
256QAM	17.54	17.8	15.54	15.8	30.00

Note: EIRP (dBm) = Cond. Power (dBm) + Antenna Gain (dBi) + Array Gain (if applicable)

LTE Band 4 - Ant 7, Channel Bandwidth: 3 MHz

LTE Band 2 3M					
Modulation	RB Size	RB Offset	Measurement Conducted Power (dBm)		
			CH 18615	CH 18900	CH 19185
			1851.5 MHz	1880 MHz	1908.5 MHz
QPSK	1	0	22.63	22.72	22.86
	1	7	22.57	22.55	22.82
	1	14	22.67	22.62	22.68
	8	0	21.09	21.04	21.18
	8	3	20.06	20.07	20.23
	8	7	21.03	21.10	21.21
	15	0	21.09	21.06	21.10
16QAM	1	0	21.73	21.70	21.84
	1	7	21.72	21.75	21.76
	1	14	21.78	21.76	21.89
	8	0	20.09	20.24	20.25
	8	3	20.07	20.29	20.16
	8	7	20.03	20.16	20.22
	15	0	20.30	20.27	20.26
64QAM	1	0	20.36	20.49	20.41
	1	7	20.31	20.31	20.44
	1	14	20.23	20.38	20.33
	8	0	19.49	19.48	19.49
	8	3	19.25	19.34	19.46
	8	7	19.40	19.48	19.43
	15	0	19.46	19.45	19.52
256QAM	1	0	17.72	17.81	17.78
	1	7	17.74	17.77	17.81
	1	14	17.60	17.73	17.71
	8	0	17.53	17.58	17.67
	8	3	17.53	17.49	17.71
	8	7	17.40	17.53	17.62
	15	0	17.41	17.57	17.62

Output Power					
Modulation	Minimum Cond. Power (dBm)	Maximum Cond. Power (dBm)	Minimum EIRP (dBm)	Maximum EIRP (dBm)	EIRP Limit (dBm)
QPSK	20.06	22.86	18.06	20.86	30.00
16QAM	20.03	21.89	18.03	19.89	30.00
64QAM	19.25	20.49	17.25	18.49	30.00
256QAM	17.4	17.81	15.4	15.81	30.00

Note: EIRP (dBm) = Cond. Power (dBm) + Antenna Gain (dBi) + Array Gain (if applicable)

LTE Band 4 - Ant 7, Channel Bandwidth: 5 MHz

LTE Band 2 5M					
Modulation	RB Size	RB Offset	Measurement Conducted Power (dBm)		
			CH 18625	CH 18900	CH 19175
			1852.5 MHz	1880 MHz	1907.5 MHz
QPSK	1	0	22.76	22.68	22.79
	1	12	22.58	22.65	22.77
	1	24	22.61	22.60	22.67
	12	0	21.13	21.17	21.03
	12	6	21.05	21.07	21.16
	12	13	21.08	21.05	21.03
	25	0	21.04	21.10	21.15
16QAM	1	0	21.79	21.77	21.85
	1	12	21.82	21.81	21.79
	1	24	21.68	21.69	21.81
	12	0	20.05	20.14	20.29
	12	6	20.16	20.24	20.19
	12	13	20.07	20.13	20.33
	25	0	20.19	20.28	20.27
64QAM	1	0	20.39	20.47	20.47
	1	12	20.41	20.45	20.40
	1	24	20.18	20.35	20.46
	12	0	19.50	19.51	19.38
	12	6	19.33	19.27	19.51
	12	13	19.28	19.40	19.49
	25	0	19.34	19.36	19.50
256QAM	1	0	17.76	17.74	17.82
	1	12	17.68	17.69	17.71
	1	24	17.62	17.76	17.78
	12	0	17.62	17.63	17.66
	12	6	17.51	17.59	17.63
	12	13	17.51	17.53	17.62
	25	0	17.40	17.52	17.57

Output Power					
Modulation	Minimum Cond. Power (dBm)	Maximum Cond. Power (dBm)	Minimum EIRP (dBm)	Maximum EIRP (dBm)	EIRP Limit (dBm)
QPSK	21.03	22.79	19.03	20.79	30.00
16QAM	20.05	21.85	18.05	19.85	30.00
64QAM	19.27	20.47	17.27	18.47	30.00
256QAM	17.4	17.82	15.4	15.82	30.00

Note: EIRP (dBm) = Cond. Power (dBm) + Antenna Gain (dBi) + Array Gain (if applicable)

LTE Band 4 - Ant 7, Channel Bandwidth: 10 MHz

LTE Band 2 10M					
Modulation	RB Size	RB Offset	Measurement Conducted Power (dBm)		
			CH 18650	CH 18900	CH 19150
			1855 MHz	1880 MHz	1905 MHz
QPSK	1	0	22.68	22.73	22.89
	1	24	22.43	22.62	22.83
	1	49	22.65	22.49	22.76
	25	0	21.06	21.18	21.15
	25	12	21.07	21.11	21.20
	25	25	21.08	21.08	21.14
	50	0	21.08	21.02	21.12
16QAM	1	0	21.74	21.78	21.79
	1	24	21.80	21.74	21.79
	1	49	21.74	21.69	21.79
	25	0	20.08	20.13	20.27
	25	12	20.18	20.24	20.13
	25	25	20.04	20.25	20.28
	50	0	20.22	20.29	20.27
64QAM	1	0	20.36	20.44	20.41
	1	24	20.27	20.40	20.38
	1	49	20.19	20.36	20.32
	25	0	19.46	19.47	19.50
	25	12	19.26	19.41	19.53
	25	25	19.37	19.52	19.47
	50	0	19.37	19.41	19.54
256QAM	1	0	17.78	17.82	17.84
	1	24	17.72	17.71	17.79
	1	49	17.65	17.72	17.69
	25	0	17.62	17.56	17.64
	25	12	17.54	17.61	17.71
	25	25	17.39	17.49	17.64
	50	0	17.48	17.61	17.58

Output Power					
Modulation	Minimum Cond. Power (dBm)	Maximum Cond. Power (dBm)	Minimum EIRP (dBm)	Maximum EIRP (dBm)	EIRP Limit (dBm)
QPSK	21.02	22.89	19.02	20.89	30.00
16QAM	20.04	21.8	18.04	19.8	30.00
64QAM	19.26	20.44	17.26	18.44	30.00
256QAM	17.39	17.84	15.39	15.84	30.00

Note: EIRP (dBm) = Cond. Power (dBm) + Antenna Gain (dBi) + Array Gain (if applicable)

LTE Band 4 - Ant 7, Channel Bandwidth: 15 MHz

LTE Band 2 15M					
Modulation	RB Size	RB Offset	Measurement Conducted Power (dBm)		
			CH 18675	CH 18900	CH 19125
			1857.5 MHz	1880 MHz	1902.5 MHz
QPSK	1	0	22.77	22.77	22.91
	1	37	22.58	22.68	22.86
	1	74	22.69	22.64	22.78
	36	0	21.20	21.18	21.27
	36	19	21.08	21.12	21.23
	36	39	21.08	21.16	21.22
	75	0	21.12	21.10	21.21
16QAM	1	0	21.81	21.84	21.91
	1	37	21.84	21.89	21.88
	1	74	21.80	21.84	21.90
	36	0	20.18	20.24	20.29
	36	19	20.22	20.31	20.25
	36	39	20.17	20.26	20.33
	75	0	20.30	20.35	20.32
64QAM	1	0	20.44	20.49	20.53
	1	37	20.41	20.46	20.45
	1	74	20.30	20.38	20.47
	36	0	19.56	19.59	19.51
	36	19	19.37	19.41	19.55
	36	39	19.42	19.55	19.50
	75	0	19.48	19.48	19.58
256QAM	1	0	17.74	17.82	17.78
	1	37	17.76	17.72	17.78
	1	74	17.67	17.72	17.74
	36	0	17.64	17.70	17.77
	36	19	17.65	17.63	17.71
	36	39	17.52	17.61	17.65
	75	0	17.52	17.64	17.66

Output Power					
Modulation	Minimum Cond. Power (dBm)	Maximum Cond. Power (dBm)	Minimum EIRP (dBm)	Maximum EIRP (dBm)	EIRP Limit (dBm)
QPSK	21.08	22.91	19.08	20.91	30.00
16QAM	20.17	21.91	18.17	19.91	30.00
64QAM	19.37	20.53	17.37	18.53	30.00
256QAM	17.52	17.82	15.52	15.82	30.00

Note: EIRP (dBm) = Cond. Power (dBm) + Antenna Gain (dBi) + Array Gain (if applicable)

LTE Band 4 - Ant 7, Channel Bandwidth: 20 MHz

LTE Band 2 20M					
Modulation	RB Size	RB Offset	Measurement Conducted Power (dBm)		
			CH 18700	CH 18900	CH 19100
			1860 MHz	1880 MHz	1900 MHz
QPSK	1	0	22.78	22.81	22.93
	1	50	22.66	22.75	22.91
	1	99	22.69	22.71	22.78
	50	0	21.21	21.26	21.31
	50	25	21.14	21.20	21.25
	50	50	21.18	21.19	21.27
	100	0	21.14	21.20	21.28
16QAM	1	0	21.85	21.93	21.98
	1	50	21.93	21.95	21.96
	1	99	21.87	21.92	21.95
	50	0	20.21	20.27	20.37
	50	25	20.31	20.33	20.35
	50	50	20.23	20.29	20.38
	100	0	20.31	20.38	20.41
64QAM	1	0	20.45	20.51	20.53
	1	50	20.51	20.51	20.55
	1	99	20.40	20.44	20.51
	50	0	19.59	19.60	19.61
	50	25	19.41	19.48	19.57
	50	50	19.52	19.58	19.58
	100	0	19.48	19.58	19.66
256QAM	1	0	17.81	17.82	17.85
	1	50	17.77	17.79	17.81
	1	99	17.67	17.76	17.79
	50	0	17.64	17.74	17.78
	50	25	17.68	17.70	17.75
	50	50	17.59	17.69	17.72
	100	0	17.62	17.67	17.71

Output Power					
Modulation	Minimum Cond. Power (dBm)	Maximum Cond. Power (dBm)	Minimum EIRP (dBm)	Maximum EIRP (dBm)	EIRP Limit (dBm)
QPSK	21.14	22.93	19.14	20.93	30.00
16QAM	20.21	21.98	18.21	19.98	30.00
64QAM	19.41	20.55	17.41	18.55	30.00
256QAM	17.59	17.85	15.59	15.85	30.00

Note: EIRP (dBm) = Cond. Power (dBm) + Antenna Gain (dBi) + Array Gain (if applicable)

7.1.3 LTE Band 5

LTE Band 5 - Ant 0, Channel Bandwidth: 1.4 MHz

Modulation	RB Size	RB Offset	Measurement Conducted Power (dBm)		
			CH 20407	CH 20525	CH 20643
			824.7 MHz	836.5 MHz	848.3 MHz
QPSK	1	0	21.95	21.93	21.91
	1	2	21.79	21.81	21.82
	1	5	21.72	21.66	21.86
	3	0	21.54	21.51	21.52
	3	1	21.47	21.46	21.50
	3	3	21.53	21.52	21.51
	6	0	20.45	20.46	20.57
16QAM	1	0	20.85	20.72	20.88
	1	2	20.89	20.78	20.93
	1	5	20.80	20.86	20.86
	3	0	20.47	20.38	20.50
	3	1	20.39	20.29	20.40
	3	3	20.28	20.34	20.31
	6	0	19.41	19.32	19.39
64QAM	1	0	19.57	19.48	19.59
	1	2	19.46	19.36	19.54
	1	5	19.39	19.25	19.39
	3	0	19.05	19.09	19.13
	3	1	19.11	19.10	19.20
	3	3	19.04	19.11	19.14
	6	0	18.07	18.02	18.12
256QAM	1	0	16.98	16.92	16.98
	1	2	16.90	16.90	16.95
	1	5	16.92	16.92	17.00
	3	0	16.35	16.35	16.50
	3	1	16.54	16.55	16.59
	3	3	16.48	16.45	16.55
	6	0	16.52	16.45	16.56

Output Power					
Modulation	Minimum Cond. Power (dBm)	Maximum Cond. Power (dBm)	Minimum ERP (dBm)	Maximum ERP (dBm)	ERP Limit (dBm)
QPSK	20.45	21.95	16.8	18.3	38.45
16QAM	19.32	20.93	15.67	17.28	38.45
64QAM	18.02	19.59	14.37	15.94	38.45
256QAM	16.35	17	12.7	13.35	38.45

Note: EIRP (dBm) = Cond. Power (dBm) + Antenna Gain (dBi) + Array Gain (if applicable)
ERP (dBm) = EIRP (dBm) - 2.15

LTE Band 5 - Ant 0, Channel Bandwidth: 3 MHz

Modulation	RB Size	RB Offset	Measurement Conducted Power (dBm)		
			CH 20415	CH 20525	CH 20635
			825.5 MHz	836.5 MHz	847.5 MHz
QPSK	1	0	21.92	21.86	21.92
	1	7	21.84	21.78	21.88
	1	14	21.66	21.71	21.82
	8	0	20.59	20.49	20.56
	8	3	20.43	20.39	20.54
	8	7	20.57	20.48	20.61
	15	0	20.50	20.38	20.57
16QAM	1	0	20.79	20.80	20.96
	1	7	20.86	20.75	20.97
	1	14	20.78	20.86	20.92
	8	0	19.40	19.39	19.43
	8	3	19.43	19.34	19.36
	8	7	19.26	19.25	19.39
	15	0	19.38	19.31	19.45
64QAM	1	0	19.57	19.52	19.55
	1	7	19.53	19.40	19.54
	1	14	19.35	19.26	19.39
	8	0	18.09	18.10	18.07
	8	3	18.12	18.13	18.11
	8	7	18.06	18.06	18.08
	15	0	18.03	18.06	18.04
256QAM	1	0	17.02	16.92	17.06
	1	7	16.91	16.84	16.95
	1	14	16.98	16.91	17.03
	8	0	16.41	16.33	16.46
	8	3	16.61	16.57	16.59
	8	7	16.45	16.44	16.60
	15	0	16.53	16.47	16.57

Output Power					
Modulation	Minimum Cond. Power (dBm)	Maximum Cond. Power (dBm)	Minimum ERP (dBm)	Maximum ERP (dBm)	ERP Limit (dBm)
QPSK	20.38	21.92	16.73	18.27	38.45
16QAM	19.25	20.97	15.6	17.32	38.45
64QAM	18.03	19.57	14.38	15.92	38.45
256QAM	16.33	17.06	12.68	13.41	38.45

Note: EIRP (dBm) = Cond. Power (dBm) + Antenna Gain (dBi) + Array Gain (if applicable)
ERP (dBm) = EIRP (dBm) - 2.15

LTE Band 5 - Ant 0, Channel Bandwidth: 5 MHz

Modulation	RB Size	RB Offset	Measurement Conducted Power (dBm)		
			CH 20425	CH 20525	CH 20625
			826.5 MHz	836.5 MHz	846.5 MHz
QPSK	1	0	21.90	21.86	21.92
	1	12	21.79	21.83	21.86
	1	24	21.70	21.67	21.82
	12	0	20.57	20.51	20.56
	12	6	20.48	20.44	20.52
	12	13	20.50	20.50	20.59
	25	0	20.45	20.47	20.48
16QAM	1	0	20.86	20.78	20.94
	1	12	20.84	20.75	20.92
	1	24	20.87	20.78	20.88
	12	0	19.41	19.39	19.50
	12	6	19.43	19.28	19.43
	12	13	19.25	19.27	19.33
	25	0	19.35	19.30	19.47
64QAM	1	0	19.57	19.54	19.62
	1	12	19.52	19.36	19.51
	1	24	19.34	19.35	19.40
	12	0	18.12	18.05	18.13
	12	6	18.15	18.11	18.16
	12	13	18.11	18.05	18.09
	25	0	18.02	18.03	18.05
256QAM	1	0	16.95	16.86	17.06
	1	12	16.94	16.87	16.96
	1	24	16.96	16.88	16.96
	12	0	16.37	16.32	16.52
	12	6	16.59	16.54	16.60
	12	13	16.46	16.43	16.55
	25	0	16.54	16.49	16.56

Output Power					
Modulation	Minimum Cond. Power (dBm)	Maximum Cond. Power (dBm)	Minimum ERP (dBm)	Maximum ERP (dBm)	ERP Limit (dBm)
QPSK	20.44	21.92	16.79	18.27	38.45
16QAM	19.25	20.94	15.6	17.29	38.45
64QAM	18.02	19.62	14.37	15.97	38.45
256QAM	16.32	17.06	12.67	13.41	38.45

Note: EIRP (dBm) = Cond. Power (dBm) + Antenna Gain (dBi) + Array Gain (if applicable)
ERP (dBm) = EIRP (dBm) - 2.15

LTE Band 5 - Ant 0, Channel Bandwidth: 10 MHz

Modulation	RB Size	RB Offset	Measurement Conducted Power (dBm)		
			CH 20450	CH 20525	CH 20600
			829 MHz	836.5 MHz	844 MHz
QPSK	1	0	21.96	21.93	21.97
	1	24	21.87	21.86	21.91
	1	49	21.76	21.74	21.86
	25	0	20.59	20.55	20.63
	25	12	20.50	20.47	20.57
	25	25	20.57	20.56	20.61
	50	0	20.50	20.48	20.58
16QAM	1	0	20.89	20.80	20.96
	1	24	20.89	20.85	20.97
	1	49	20.88	20.87	20.93
	25	0	19.47	19.40	19.52
	25	12	19.44	19.37	19.46
	25	25	19.35	19.34	19.41
	50	0	19.42	19.35	19.47
64QAM	1	0	19.60	19.56	19.63
	1	24	19.55	19.46	19.55
	1	49	19.42	19.35	19.43
	25	0	18.13	18.13	18.13
	25	12	18.19	18.13	18.21
	25	25	18.13	18.12	18.15
	50	0	18.07	18.05	18.12
256QAM	1	0	17.02	16.94	17.06
	1	24	16.98	16.93	17.03
	1	49	17.00	16.95	17.05
	25	0	16.43	16.37	16.53
	25	12	16.64	16.64	16.65
	25	25	16.52	16.48	16.62
	50	0	16.58	16.55	16.58

Output Power					
Modulation	Minimum Cond. Power (dBm)	Maximum Cond. Power (dBm)	Minimum ERP (dBm)	Maximum ERP (dBm)	ERP Limit (dBm)
QPSK	20.47	21.97	16.82	18.32	38.45
16QAM	19.34	20.97	15.69	17.32	38.45
64QAM	18.05	19.63	14.4	15.98	38.45
256QAM	16.37	17.06	12.72	13.41	38.45

Note: EIRP (dBm) = Cond. Power (dBm) + Antenna Gain (dBi) + Array Gain (if applicable)
ERP (dBm) = EIRP (dBm) - 2.15

7.1.4 LTE Band 7

LTE Band 7 - Ant 5, Channel Bandwidth: 5 MHz

Modulation	RB Size	RB Offset	Measurement Conducted Power (dBm)		
			CH 20775	CH 21100	CH 21425
			2502.5 MHz	2535 MHz	2567.5 MHz
QPSK	1	0	22.11	22.40	22.42
	1	12	22.07	22.42	22.33
	1	24	22.06	22.33	22.32
	12	0	21.01	21.33	21.30
	12	6	20.99	21.22	21.19
	12	13	20.88	21.19	21.11
	25	0	20.87	21.18	21.17
16QAM	1	0	20.67	20.94	20.93
	1	12	20.64	20.86	20.91
	1	24	20.50	20.84	20.84
	12	0	20.04	20.38	20.31
	12	6	20.01	20.29	20.22
	12	13	19.88	20.16	20.19
	25	0	20.03	20.32	20.30
64QAM	1	0	19.99	20.22	20.30
	1	12	19.94	20.24	20.24
	1	24	19.84	20.10	20.06
	12	0	19.11	19.44	19.40
	12	6	18.86	19.21	19.22
	12	13	18.90	19.18	19.09
	25	0	19.05	19.35	19.32
256QAM	1	0	17.18	17.41	17.36
	1	12	17.13	17.36	17.32
	1	24	17.02	17.35	17.29
	12	0	17.03	17.31	17.27
	12	6	16.89	17.18	17.22
	12	13	16.82	17.16	17.07
	25	0	16.88	17.24	17.14

Output Power					
Modulation	Minimum Cond. Power (dBm)	Maximum Cond. Power (dBm)	Minimum EIRP (dBm)	Maximum EIRP (dBm)	EIRP Limit (dBm)
QPSK	20.87	22.42	19.87	21.42	33.01
16QAM	19.88	20.94	18.88	19.94	33.01
64QAM	18.86	20.3	17.86	19.3	33.01
256QAM	16.82	17.41	15.82	16.41	33.01

Note: EIRP (dBm) = Cond. Power (dBm) + Antenna Gain (dBi) + Array Gain (if applicable)

LTE Band 7 - Ant 5, Channel Bandwidth: 10 MHz

Modulation	RB Size	RB Offset	Measurement Conducted Power (dBm)		
			CH 20800	CH 21100	CH 21400
			2505 MHz	2535 MHz	2565 MHz
QPSK	1	0	22.15	22.40	22.36
	1	24	22.08	22.34	22.34
	1	49	22.01	22.37	22.25
	25	0	20.97	21.28	21.33
	25	12	20.94	21.29	21.19
	25	25	20.80	21.15	21.14
	50	0	20.88	21.20	21.14
16QAM	1	0	20.65	20.95	20.94
	1	24	20.64	20.88	20.82
	1	49	20.59	20.86	20.79
	25	0	20.04	20.38	20.29
	25	12	19.94	20.26	20.23
	25	25	19.91	20.22	20.19
	50	0	20.00	20.33	20.30
64QAM	1	0	19.95	20.27	20.23
	1	24	19.97	20.22	20.24
	1	49	19.84	20.11	20.04
	25	0	19.13	19.43	19.38
	25	12	18.86	19.20	19.17
	25	25	18.87	19.17	19.17
	50	0	19.14	19.38	19.32
256QAM	1	0	17.09	17.48	17.41
	1	24	17.08	17.38	17.33
	1	49	17.03	17.27	17.23
	25	0	16.97	17.26	17.24
	25	12	16.86	17.17	17.17
	25	25	16.82	17.14	17.14
	50	0	16.91	17.22	17.23

Output Power					
Modulation	Minimum Cond. Power (dBm)	Maximum Cond. Power (dBm)	Minimum EIRP (dBm)	Maximum EIRP (dBm)	EIRP Limit (dBm)
QPSK	20.8	22.4	19.8	21.4	33.01
16QAM	19.91	20.95	18.91	19.95	33.01
64QAM	18.86	20.27	17.86	19.27	33.01
256QAM	16.82	17.48	15.82	16.48	33.01

Note: EIRP (dBm) = Cond. Power (dBm) + Antenna Gain (dBi) + Array Gain (if applicable)

LTE Band 7 - Ant 5, Channel Bandwidth: 15 MHz

Modulation	RB Size	RB Offset	Measurement Conducted Power (dBm)		
			CH 20825	CH 21100	CH 21375
			2507.5 MHz	2535 MHz	2562.5 MHz
QPSK	1	0	22.12	22.36	22.40
	1	37	22.05	22.33	22.36
	1	74	22.05	22.36	22.35
	36	0	21.03	21.32	21.24
	36	19	20.94	21.22	21.25
	36	39	20.81	21.17	21.12
	75	0	20.88	21.19	21.24
16QAM	1	0	20.69	21.03	20.93
	1	37	20.58	20.92	20.89
	1	74	20.50	20.78	20.79
	36	0	20.06	20.35	20.35
	36	19	20.02	20.27	20.25
	36	39	19.89	20.16	20.17
	75	0	20.01	20.28	20.23
64QAM	1	0	19.96	20.29	20.22
	1	37	19.98	20.24	20.20
	1	74	19.81	20.11	20.03
	36	0	19.10	19.40	19.41
	36	19	18.86	19.20	19.23
	36	39	18.83	19.12	19.15
	75	0	19.14	19.43	19.37
256QAM	1	0	17.18	17.45	17.45
	1	37	17.07	17.42	17.37
	1	74	16.99	17.28	17.29
	36	0	17.03	17.23	17.23
	36	19	16.86	17.17	17.14
	36	39	16.85	17.17	17.06
	75	0	16.93	17.22	17.14

Output Power					
Modulation	Minimum Cond. Power (dBm)	Maximum Cond. Power (dBm)	Minimum EIRP (dBm)	Maximum EIRP (dBm)	EIRP Limit (dBm)
QPSK	20.81	22.4	19.81	21.4	33.01
16QAM	19.89	21.03	18.89	20.03	33.01
64QAM	18.83	20.29	17.83	19.29	33.01
256QAM	16.85	17.45	15.85	16.45	33.01

Note: EIRP (dBm) = Cond. Power (dBm) + Antenna Gain (dBi) + Array Gain (if applicable)

LTE Band 7 - Ant 5, Channel Bandwidth: 20 MHz

Modulation	RB Size	RB Offset	Measurement Conducted Power (dBm)		
			CH 20850	CH 21100	CH 21350
			2510 MHz	2535 MHz	2560 MHz
QPSK	1	0	22.17	22.46	22.44
	1	50	22.14	22.43	22.41
	1	99	22.08	22.37	22.35
	50	0	21.07	21.36	21.34
	50	25	21.02	21.31	21.29
	50	50	20.90	21.19	21.17
	100	0	20.97	21.26	21.24
16QAM	1	0	20.74	21.03	21.01
	1	50	20.65	20.94	20.92
	1	99	20.59	20.88	20.86
	50	0	20.10	20.39	20.37
	50	25	20.02	20.31	20.29
	50	50	19.97	20.26	20.24
	100	0	20.04	20.33	20.31
64QAM	1	0	20.03	20.32	20.30
	1	50	19.98	20.27	20.25
	1	99	19.85	20.14	20.12
	50	0	19.16	19.45	19.43
	50	25	18.96	19.25	19.23
	50	50	18.92	19.21	19.19
	100	0	19.14	19.43	19.41
256QAM	1	0	17.19	17.48	17.46
	1	50	17.14	17.43	17.41
	1	99	17.06	17.35	17.33
	50	0	17.04	17.33	17.31
	50	25	16.95	17.24	17.22
	50	50	16.88	17.17	17.15
	100	0	16.97	17.26	17.24

Output Power					
Modulation	Minimum Cond. Power (dBm)	Maximum Cond. Power (dBm)	Minimum EIRP (dBm)	Maximum EIRP (dBm)	EIRP Limit (dBm)
QPSK	20.9	22.46	19.9	21.46	33.01
16QAM	19.97	21.03	18.97	20.03	33.01
64QAM	18.92	20.32	17.92	19.32	33.01
256QAM	16.88	17.48	15.88	16.48	33.01

Note: EIRP (dBm) = Cond. Power (dBm) + Antenna Gain (dBi) + Array Gain (if applicable)

LTE Band 7 - Ant 6, Channel Bandwidth: 5 MHz

Modulation	RB Size	RB Offset	Measurement Conducted Power (dBm)		
			CH 20775	CH 21100	CH 21425
			2502.5 MHz	2535 MHz	2567.5 MHz
QPSK	1	0	21.61	21.60	21.69
	1	12	21.56	21.57	21.63
	1	24	21.68	21.67	21.72
	12	0	20.62	20.61	20.70
	12	6	20.59	20.61	20.65
	12	13	20.64	20.72	20.74
	25	0	20.53	20.59	20.46
16QAM	1	0	20.99	20.96	20.96
	1	12	20.97	20.90	20.87
	1	24	20.95	20.96	21.01
	12	0	19.60	19.63	19.77
	12	6	19.54	19.72	19.65
	12	13	19.58	19.54	19.75
	25	0	19.62	19.59	19.82
64QAM	1	0	20.10	20.06	20.28
	1	12	20.11	20.09	20.19
	1	24	20.07	20.00	20.25
	12	0	18.76	18.82	18.90
	12	6	18.73	18.75	18.77
	12	13	18.79	18.81	18.71
	25	0	18.72	18.81	18.76
256QAM	1	0	17.19	17.30	17.23
	1	12	17.06	17.22	17.29
	1	24	17.14	17.20	17.24
	12	0	16.72	16.92	16.87
	12	6	16.70	16.71	16.86
	12	13	16.83	16.84	16.76
	25	0	16.71	16.71	16.76

Output Power					
Modulation	Minimum Cond. Power (dBm)	Maximum Cond. Power (dBm)	Minimum EIRP (dBm)	Maximum EIRP (dBm)	EIRP Limit (dBm)
QPSK	20.46	21.72	20.96	22.22	33.01
16QAM	19.54	21.01	20.04	21.51	33.01
64QAM	18.71	20.28	19.21	20.78	33.01
256QAM	16.7	17.3	17.2	17.8	33.01

Note: EIRP (dBm) = Cond. Power (dBm) + Antenna Gain (dBi) + Array Gain (if applicable)

LTE Band 7 - Ant 6, Channel Bandwidth: 10 MHz

Modulation	RB Size	RB Offset	Measurement Conducted Power (dBm)		
			CH 20800	CH 21100	CH 21400
			2505 MHz	2535 MHz	2565 MHz
QPSK	1	0	21.67	21.68	21.79
	1	24	21.59	21.66	21.67
	1	49	21.49	21.60	21.70
	25	0	20.51	20.62	20.82
	25	12	20.61	20.69	20.63
	25	25	20.59	20.81	20.72
	50	0	20.53	20.48	20.72
16QAM	1	0	21.02	20.87	20.99
	1	24	20.91	21.00	21.03
	1	49	20.90	20.99	21.00
	25	0	19.63	19.70	19.73
	25	12	19.61	19.64	19.66
	25	25	19.46	19.66	19.67
	50	0	19.56	19.59	19.61
64QAM	1	0	20.05	20.19	20.20
	1	24	20.15	20.17	20.29
	1	49	20.05	20.14	20.08
	25	0	18.84	18.79	18.85
	25	12	18.75	18.74	18.83
	25	25	18.79	18.83	18.74
	50	0	18.64	18.72	18.93
256QAM	1	0	17.11	17.32	17.16
	1	24	17.08	17.17	17.26
	1	49	17.14	17.26	17.17
	25	0	16.73	16.89	16.85
	25	12	16.64	16.67	16.80
	25	25	16.71	16.75	16.80
	50	0	16.68	16.74	16.81

Output Power					
Modulation	Minimum Cond. Power (dBm)	Maximum Cond. Power (dBm)	Minimum EIRP (dBm)	Maximum EIRP (dBm)	EIRP Limit (dBm)
QPSK	20.48	21.79	20.98	22.29	33.01
16QAM	19.46	21.03	19.96	21.53	33.01
64QAM	18.64	20.29	19.14	20.79	33.01
256QAM	16.64	17.32	17.14	17.82	33.01

Note: EIRP (dBm) = Cond. Power (dBm) + Antenna Gain (dBi) + Array Gain (if applicable)

LTE Band 7 - Ant 6, Channel Bandwidth: 15 MHz

Modulation	RB Size	RB Offset	Measurement Conducted Power (dBm)		
			CH 20825	CH 21100	CH 21375
			2507.5 MHz	2535 MHz	2562.5 MHz
QPSK	1	0	21.65	21.79	21.85
	1	37	21.70	21.67	21.82
	1	74	21.62	21.75	21.75
	36	0	20.64	20.70	20.87
	36	19	20.69	20.78	20.74
	36	39	20.79	20.79	20.77
	75	0	20.54	20.66	20.76
16QAM	1	0	20.96	21.02	21.13
	1	37	20.98	20.98	21.06
	1	74	20.99	21.08	21.11
	36	0	19.62	19.71	19.77
	36	19	19.69	19.72	19.73
	36	39	19.55	19.73	19.71
	75	0	19.58	19.76	19.83
64QAM	1	0	20.22	20.18	20.31
	1	37	20.25	20.28	20.27
	1	74	20.10	20.20	20.26
	36	0	18.83	18.92	18.88
	36	19	18.85	18.86	18.86
	36	39	18.76	18.90	18.82
	75	0	18.75	18.80	18.91
256QAM	1	0	17.23	17.37	17.31
	1	37	17.18	17.27	17.29
	1	74	17.18	17.27	17.26
	36	0	16.84	16.92	16.89
	36	19	16.70	16.77	16.86
	36	39	16.86	16.86	16.86
	75	0	16.83	16.77	16.86

Output Power					
Modulation	Minimum Cond. Power (dBm)	Maximum Cond. Power (dBm)	Minimum EIRP (dBm)	Maximum EIRP (dBm)	EIRP Limit (dBm)
QPSK	20.54	21.85	21.04	22.35	33.01
16QAM	19.55	21.13	20.05	21.63	33.01
64QAM	18.75	20.31	19.25	20.81	33.01
256QAM	16.7	17.37	17.2	17.87	33.01

Note: EIRP (dBm) = Cond. Power (dBm) + Antenna Gain (dBi) + Array Gain (if applicable)

LTE Band 7 - Ant 6, Channel Bandwidth: 20 MHz

Modulation	RB Size	RB Offset	Measurement Conducted Power (dBm)		
			CH 20850	CH 21100	CH 21350
			2510 MHz	2535 MHz	2560 MHz
QPSK	1	0	21.73	21.81	21.87
	1	50	21.70	21.72	21.82
	1	99	21.68	21.75	21.83
	50	0	20.72	20.80	20.89
	50	25	20.71	20.80	20.81
	50	50	20.79	20.84	20.87
	100	0	20.62	20.68	20.78
16QAM	1	0	21.03	21.07	21.15
	1	50	21.01	21.01	21.11
	1	99	21.04	21.13	21.16
	50	0	19.71	19.73	19.83
	50	25	19.72	19.75	19.81
	50	50	19.65	19.73	19.78
	100	0	19.68	19.76	19.85
64QAM	1	0	20.22	20.26	20.32
	1	50	20.26	20.28	20.33
	1	99	20.15	20.21	20.28
	50	0	18.86	18.92	18.96
	50	25	18.91	18.93	18.95
	50	50	18.85	18.92	18.92
	100	0	18.83	18.86	18.95
256QAM	1	0	17.32	17.37	17.41
	1	50	17.24	17.33	17.38
	1	99	17.28	17.35	17.36
	50	0	16.94	16.94	16.95
	50	25	16.76	16.86	16.91
	50	50	16.87	16.89	16.93
	100	0	16.83	16.86	16.92

Output Power					
Modulation	Minimum Cond. Power (dBm)	Maximum Cond. Power (dBm)	Minimum EIRP (dBm)	Maximum EIRP (dBm)	EIRP Limit (dBm)
QPSK	20.62	21.87	21.12	22.37	33.01
16QAM	19.65	21.16	20.15	21.66	33.01
64QAM	18.83	20.33	19.33	20.83	33.01
256QAM	16.76	17.41	17.26	17.91	33.01

Note: EIRP (dBm) = Cond. Power (dBm) + Antenna Gain (dBi) + Array Gain (if applicable)

7.1.5 LTE Band 12

LTE Band 12 - Ant 0, Channel Bandwidth: 1.4 MHz

Modulation	RB Size	RB Offset	Measurement Conducted Power (dBm)		
			CH 23017	CH 23095	CH 23173
			699.7 MHz	707.5 MHz	715.3 MHz
QPSK	1	0	21.84	21.80	21.85
	1	2	21.68	21.60	21.77
	1	5	21.70	21.60	21.76
	3	0	21.51	21.43	21.58
	3	1	21.33	21.33	21.57
	3	3	21.29	21.35	21.47
	6	0	20.39	20.25	20.54
16QAM	1	0	20.91	20.81	20.91
	1	2	20.94	20.83	20.88
	1	5	20.76	20.74	20.86
	3	0	20.40	20.28	20.50
	3	1	20.46	20.33	20.46
	3	3	20.47	20.36	20.58
	6	0	19.42	19.47	19.46
64QAM	1	0	19.82	19.66	19.72
	1	2	19.81	19.74	19.81
	1	5	19.71	19.65	19.73
	3	0	19.38	19.23	19.29
	3	1	19.21	19.14	19.25
	3	3	19.18	19.18	19.32
	6	0	18.16	18.23	18.42
256QAM	1	0	16.12	16.12	16.27
	1	2	16.10	16.09	16.22
	1	5	16.10	16.02	16.31
	3	0	16.06	16.09	16.08
	3	1	16.02	16.06	16.21
	3	3	16.12	16.05	16.11
	6	0	16.03	16.05	16.12

Output Power					
Modulation	Minimum Cond. Power (dBm)	Maximum Cond. Power (dBm)	Minimum ERP (dBm)	Maximum ERP (dBm)	ERP Limit (dBm)
QPSK	20.25	21.85	16.1	17.7	34.77
16QAM	19.42	20.94	15.27	16.79	34.77
64QAM	18.16	19.82	14.01	15.67	34.77
256QAM	16.02	16.31	11.87	12.16	34.77

Note: EIRP (dBm) = Cond. Power (dBm) + Antenna Gain (dBi) + Array Gain (if applicable)
ERP (dBm) = EIRP (dBm) - 2.15

LTE Band 12 - Ant 0, Channel Bandwidth: 3 MHz

Modulation	RB Size	RB Offset	Measurement Conducted Power (dBm)		
			CH 23025	CH 23095	CH 23165
			700.5 MHz	707.5 MHz	714.5 MHz
QPSK	1	0	21.94	21.90	21.93
	1	7	21.80	21.76	21.88
	1	14	21.81	21.69	21.88
	8	0	20.53	20.47	20.56
	8	3	20.52	20.45	20.52
	8	7	20.50	20.40	20.51
	15	0	20.49	20.41	20.56
16QAM	1	0	21.02	20.93	20.99
	1	7	20.95	20.99	20.93
	1	14	20.91	20.87	20.98
	8	0	19.48	19.35	19.54
	8	3	19.55	19.51	19.53
	8	7	19.45	19.46	19.55
	15	0	19.51	19.45	19.62
64QAM	1	0	19.89	19.78	19.87
	1	7	19.84	19.81	19.83
	1	14	19.73	19.64	19.85
	8	0	18.41	18.29	18.41
	8	3	18.33	18.22	18.41
	8	7	18.29	18.28	18.45
	15	0	18.30	18.31	18.41
256QAM	1	0	16.31	16.23	16.32
	1	7	16.25	16.14	16.27
	1	14	16.16	16.15	16.36
	8	0	16.19	16.11	16.21
	8	3	16.21	16.03	16.26
	8	7	16.19	16.16	16.22
	15	0	16.14	16.09	16.24

Output Power					
Modulation	Minimum Cond. Power (dBm)	Maximum Cond. Power (dBm)	Minimum ERP (dBm)	Maximum ERP (dBm)	ERP Limit (dBm)
QPSK	20.4	21.94	16.25	17.79	34.77
16QAM	19.35	21.02	15.2	16.87	34.77
64QAM	18.22	19.89	14.07	15.74	34.77
256QAM	16.03	16.36	11.88	12.21	34.77

Note: EIRP (dBm) = Cond. Power (dBm) + Antenna Gain (dBi) + Array Gain (if applicable)
ERP (dBm) = EIRP (dBm) - 2.15

LTE Band 12 - Ant 0, Channel Bandwidth: 5 MHz

Modulation	RB Size	RB Offset	Measurement Conducted Power (dBm)		
			CH 23035	CH 23095	CH 23155
			701.5 MHz	707.5 MHz	713.5 MHz
QPSK	1	0	21.89	21.90	21.97
	1	12	21.83	21.72	21.85
	1	24	21.77	21.71	21.92
	12	0	20.59	20.48	20.59
	12	6	20.48	20.50	20.62
	12	13	20.50	20.34	20.50
	25	0	20.47	20.48	20.57
16QAM	1	0	21.02	20.95	20.95
	1	12	20.91	20.96	20.93
	1	24	20.88	20.80	20.99
	12	0	19.47	19.36	19.47
	12	6	19.54	19.48	19.56
	12	13	19.49	19.48	19.58
	25	0	19.56	19.48	19.62
64QAM	1	0	19.84	19.78	19.93
	1	12	19.79	19.81	19.84
	1	24	19.73	19.69	19.87
	12	0	18.34	18.33	18.39
	12	6	18.30	18.31	18.42
	12	13	18.37	18.28	18.46
	25	0	18.33	18.32	18.41
256QAM	1	0	16.22	16.26	16.28
	1	12	16.16	16.18	16.32
	1	24	16.25	16.22	16.26
	12	0	16.21	16.02	16.20
	12	6	16.12	16.12	16.19
	12	13	16.10	16.14	16.20
	25	0	16.18	16.13	16.20

Output Power					
Modulation	Minimum Cond. Power (dBm)	Maximum Cond. Power (dBm)	Minimum ERP (dBm)	Maximum ERP (dBm)	ERP Limit (dBm)
QPSK	20.34	21.97	16.19	17.82	34.77
16QAM	19.36	21.02	15.21	16.87	34.77
64QAM	18.28	19.93	14.13	15.78	34.77
256QAM	16.02	16.32	11.87	12.17	34.77

Note: EIRP (dBm) = Cond. Power (dBm) + Antenna Gain (dBi) + Array Gain (if applicable)
ERP (dBm) = EIRP (dBm) - 2.15

LTE Band 12 - Ant 0, Channel Bandwidth: 10 MHz

Modulation	RB Size	RB Offset	Measurement Conducted Power (dBm)		
			CH 23060	CH 23095	CH 23130
			704 MHz	707.5 MHz	711 MHz
QPSK	1	0	21.97	21.95	21.98
	1	24	21.86	21.79	21.95
	1	49	21.84	21.75	21.93
	25	0	20.60	20.57	20.65
	25	12	20.53	20.50	20.62
	25	25	20.51	20.43	20.58
	50	0	20.53	20.49	20.63
16QAM	1	0	21.02	20.97	21.05
	1	24	21.00	21.00	21.03
	1	49	20.95	20.89	21.01
	25	0	19.50	19.42	19.56
	25	12	19.56	19.54	19.58
	25	25	19.51	19.50	19.61
	50	0	19.57	19.53	19.63
64QAM	1	0	19.93	19.85	19.93
	1	24	19.86	19.86	19.91
	1	49	19.82	19.73	19.87
	25	0	18.41	18.33	18.41
	25	12	18.35	18.32	18.43
	25	25	18.37	18.33	18.46
	50	0	18.37	18.35	18.45
256QAM	1	0	16.31	16.31	16.35
	1	24	16.26	16.21	16.33
	1	49	16.26	16.23	16.36
	25	0	16.21	16.11	16.21
	25	12	16.22	16.12	16.26
	25	25	16.20	16.16	16.23
	50	0	16.19	16.14	16.25

Output Power					
Modulation	Minimum Cond. Power (dBm)	Maximum Cond. Power (dBm)	Minimum ERP (dBm)	Maximum ERP (dBm)	ERP Limit (dBm)
QPSK	20.43	21.98	16.28	17.83	34.77
16QAM	19.42	21.05	15.27	16.9	34.77
64QAM	18.32	19.93	14.17	15.78	34.77
256QAM	16.11	16.36	11.96	12.21	34.77

Note: EIRP (dBm) = Cond. Power (dBm) + Antenna Gain (dBi) + Array Gain (if applicable)
ERP (dBm) = EIRP (dBm) - 2.15

7.1.6 LTE Band 13

LTE Band 13 - Ant 0, Channel Bandwidth: 5 MHz

Modulation	RB Size	RB Offset	Measurement Conducted Power (dBm)		
			CH 23205	CH 23230	CH 23255
			779.5 MHz	782 MHz	784.5 MHz
QPSK	1	0	21.09	21.21	21.12
	1	12	21.06	21.18	21.08
	1	24	21.05	21.15	21.06
	12	0	20.80	20.87	20.80
	12	6	20.70	20.86	20.72
	12	13	20.78	20.91	20.82
	25	0	20.71	20.77	20.72
16QAM	1	0	20.20	20.31	20.20
	1	12	20.24	20.21	20.26
	1	24	20.20	20.25	20.18
	12	0	19.77	19.76	19.68
	12	6	19.71	19.83	19.79
	12	13	19.71	19.72	19.72
	25	0	19.76	19.76	19.79
64QAM	1	0	19.89	19.91	19.82
	1	12	19.83	19.96	19.86
	1	24	19.84	19.90	19.86
	12	0	18.44	18.47	18.39
	12	6	18.33	18.47	18.40
	12	13	18.36	18.49	18.36
	25	0	18.39	18.38	18.34
256QAM	1	0	16.35	16.40	16.39
	1	12	16.33	16.36	16.28
	1	24	16.26	16.39	16.34
	12	0	16.28	16.33	16.29
	12	6	16.29	16.34	16.30
	12	13	16.29	16.35	16.31
	25	0	16.22	16.23	16.26

Output Power					
Modulation	Minimum Cond. Power (dBm)	Maximum Cond. Power (dBm)	Minimum ERP (dBm)	Maximum ERP (dBm)	ERP Limit (dBm)
QPSK	20.7	21.21	16.55	17.06	34.77
16QAM	19.68	20.31	15.53	16.16	34.77
64QAM	18.33	19.96	14.18	15.81	34.77
256QAM	16.22	16.4	12.07	12.25	34.77

Note: EIRP (dBm) = Cond. Power (dBm) + Antenna Gain (dBi) + Array Gain (if applicable)
ERP (dBm) = EIRP (dBm) - 2.15

LTE Band 13 - Ant 0, Channel Bandwidth: 10 MHz

Modulation	RB Size	RB Offset	Measurement Conducted Power (dBm)
			CH 23230
			782 MHz
QPSK	1	0	21.23
	1	24	21.22
	1	49	21.18
	25	0	20.93
	25	12	20.86
	25	25	20.92
	50	0	20.86
16QAM	1	0	20.35
	1	24	20.31
	1	49	20.33
	25	0	19.83
	25	12	19.85
	25	25	19.82
	50	0	19.86
64QAM	1	0	19.95
	1	24	19.96
	1	49	19.93
	25	0	18.52
	25	12	18.47
	25	25	18.51
	50	0	18.48
256QAM	1	0	16.45
	1	24	16.41
	1	49	16.42
	25	0	16.38
	25	12	16.35
	25	25	16.36
	50	0	16.33

Output Power					
Modulation	Minimum Cond. Power (dBm)	Maximum Cond. Power (dBm)	Minimum ERP (dBm)	Maximum ERP (dBm)	ERP Limit (dBm)
QPSK	20.86	21.23	16.71	17.08	34.77
16QAM	19.82	20.35	15.67	16.2	34.77
64QAM	18.47	19.96	14.32	15.81	34.77
256QAM	16.33	16.45	12.18	12.3	34.77

Note: EIRP (dBm) = Cond. Power (dBm) + Antenna Gain (dBi) + Array Gain (if applicable)
ERP (dBm) = EIRP (dBm) - 2.15

7.1.7 LTE Band 14

LTE Band 14 - Ant 0, Channel Bandwidth: 5 MHz

Modulation	RB Size	RB Offset	Measurement Conducted Power (dBm)		
			CH 23305	CH 23330	CH 23355
			790.5 MHz	793 MHz	795.5 MHz
QPSK	1	0	21.14	21.15	21.10
	1	12	21.11	21.14	21.17
	1	24	21.05	21.13	21.03
	12	0	20.82	20.87	20.79
	12	6	20.79	20.86	20.72
	12	13	20.84	20.82	20.80
	25	0	20.75	20.82	20.81
16QAM	1	0	20.24	20.28	20.23
	1	12	20.25	20.23	20.22
	1	24	20.25	20.28	20.28
	12	0	19.71	19.83	19.77
	12	6	19.73	19.85	19.78
	12	13	19.67	19.79	19.75
	25	0	19.70	19.82	19.76
64QAM	1	0	19.79	19.89	19.82
	1	12	19.86	19.91	19.90
	1	24	19.80	19.87	19.84
	12	0	18.45	18.43	18.47
	12	6	18.36	18.41	18.32
	12	13	18.35	18.48	18.38
	25	0	18.32	18.46	18.38
256QAM	1	0	16.34	16.45	16.32
	1	12	16.25	16.33	16.28
	1	24	16.30	16.35	16.29
	12	0	16.25	16.38	16.25
	12	6	16.25	16.34	16.25
	12	13	16.26	16.36	16.26
	25	0	16.17	16.27	16.21

Output Power					
Modulation	Minimum Cond. Power (dBm)	Maximum Cond. Power (dBm)	Minimum ERP (dBm)	Maximum ERP (dBm)	ERP Limit (dBm)
QPSK	20.72	21.17	16.57	17.02	34.77
16QAM	19.67	20.28	15.52	16.13	34.77
64QAM	18.32	19.91	14.17	15.76	34.77
256QAM	16.17	16.45	12.02	12.3	34.77

Note: EIRP (dBm) = Cond. Power (dBm) + Antenna Gain (dBi) + Array Gain (if applicable)
ERP (dBm) = EIRP (dBm) - 2.15

LTE Band 14 - Ant 0, Channel Bandwidth: 10 MHz

Modulation	RB Size	RB Offset	Measurement Conducted Power (dBm)
			CH 23330
			793 MHz
QPSK	1	0	21.18
	1	24	21.15
	1	49	21.16
	25	0	20.98
	25	12	20.93
	25	25	20.96
	50	0	20.85
16QAM	1	0	20.37
	1	24	20.36
	1	49	20.31
	25	0	19.75
	25	12	19.76
	25	25	19.71
	50	0	19.72
64QAM	1	0	19.91
	1	24	19.88
	1	49	19.89
	25	0	18.46
	25	12	18.43
	25	25	18.45
	50	0	18.47
256QAM	1	0	16.58
	1	24	16.51
	1	49	16.56
	25	0	16.29
	25	12	16.26
	25	25	16.28
	50	0	16.31

Output Power					
Modulation	Minimum Cond. Power (dBm)	Maximum Cond. Power (dBm)	Minimum ERP (dBm)	Maximum ERP (dBm)	ERP Limit (dBm)
QPSK	20.85	21.18	16.7	17.03	34.77
16QAM	19.71	20.37	15.56	16.22	34.77
64QAM	18.43	19.91	14.28	15.76	34.77
256QAM	16.26	16.58	12.11	12.43	34.77

Note: EIRP (dBm) = Cond. Power (dBm) + Antenna Gain (dBi) + Array Gain (if applicable)
ERP (dBm) = EIRP (dBm) - 2.15

7.1.8 LTE Band 17

LTE Band 17 - Ant 0, Channel Bandwidth: 5 MHz

Modulation	RB Size	RB Offset	Measurement Conducted Power (dBm)		
			CH 23755	CH 23790	CH 23825
			706.5 MHz	710 MHz	713.5 MHz
QPSK	1	0	21.77	21.94	21.77
	1	12	21.78	21.88	21.78
	1	24	21.82	21.84	21.71
	12	0	20.71	20.81	20.72
	12	6	20.70	20.80	20.70
	12	13	20.70	20.81	20.65
	25	0	20.64	20.72	20.55
16QAM	1	0	20.78	20.93	20.76
	1	12	20.76	20.89	20.78
	1	24	20.79	20.88	20.77
	12	0	19.54	19.62	19.60
	12	6	19.65	19.73	19.55
	12	13	19.59	19.68	19.57
	25	0	19.46	19.47	19.37
64QAM	1	0	19.63	19.72	19.57
	1	12	19.60	19.77	19.62
	1	24	19.54	19.68	19.60
	12	0	18.29	18.41	18.23
	12	6	18.30	18.37	18.35
	12	13	18.32	18.46	18.36
	25	0	18.13	18.22	18.11
256QAM	1	0	16.32	16.35	16.32
	1	12	16.39	16.42	16.32
	1	24	16.26	16.39	16.29
	12	0	16.17	16.24	16.19
	12	6	16.16	16.21	16.09
	12	13	16.12	16.19	16.22
	25	0	16.14	16.17	16.06

Output Power					
Modulation	Minimum Cond. Power (dBm)	Maximum Cond. Power (dBm)	Minimum ERP (dBm)	Maximum ERP (dBm)	ERP Limit (dBm)
QPSK	20.55	21.94	16.4	17.79	34.77
16QAM	19.37	20.93	15.22	16.78	34.77
64QAM	18.11	19.77	13.96	15.62	34.77
256QAM	16.06	16.42	11.91	12.27	34.77

Note: EIRP (dBm) = Cond. Power (dBm) + Antenna Gain (dBi) + Array Gain (if applicable)
ERP (dBm) = EIRP (dBm) - 2.15

LTE Band 17 - Ant 0, Channel Bandwidth: 10 MHz

Modulation	RB Size	RB Offset	Measurement Conducted Power (dBm)		
			CH 23780	CH 23790	CH 23800
			709 MHz	710 MHz	711 MHz
QPSK	1	0	21.87	21.96	21.85
	1	24	21.84	21.93	21.82
	1	49	21.83	21.92	21.81
	25	0	20.76	20.85	20.74
	25	12	20.72	20.81	20.70
	25	25	20.74	20.83	20.72
	50	0	20.66	20.75	20.64
16QAM	1	0	20.84	20.93	20.82
	1	24	20.82	20.91	20.80
	1	49	20.88	20.97	20.86
	25	0	19.62	19.71	19.60
	25	12	19.66	19.75	19.64
	25	25	19.59	19.68	19.57
	50	0	19.48	19.57	19.46
64QAM	1	0	19.67	19.76	19.65
	1	24	19.70	19.79	19.68
	1	49	19.62	19.71	19.60
	25	0	18.32	18.41	18.30
	25	12	18.37	18.46	18.35
	25	25	18.39	18.48	18.37
	50	0	18.23	18.32	18.21
256QAM	1	0	16.41	16.43	16.38
	1	24	16.39	16.46	16.35
	1	49	16.35	16.41	16.31
	25	0	16.22	16.28	16.19
	25	12	16.17	16.21	16.15
	25	25	16.22	16.26	16.22
	50	0	16.24	16.25	16.15

Output Power					
Modulation	Minimum Cond. Power (dBm)	Maximum Cond. Power (dBm)	Minimum ERP (dBm)	Maximum ERP (dBm)	ERP Limit (dBm)
QPSK	20.64	21.96	16.49	17.81	34.77
16QAM	19.46	20.97	15.31	16.82	34.77
64QAM	18.21	19.79	14.06	15.64	34.77
256QAM	16.15	16.46	12	12.31	34.77

Note: EIRP (dBm) = Cond. Power (dBm) + Antenna Gain (dBi) + Array Gain (if applicable)
ERP (dBm) = EIRP (dBm) - 2.15

7.1.9 LTE Band 25

LTE Band 25 - Ant 0, Channel Bandwidth: 1.4 MHz

Modulation	RB Size	RB Offset	Measurement Conducted Power (dBm)		
			CH 26047	CH 26365	CH 26683
			1850.7 MHz	1882.5 MHz	1914.3 MHz
QPSK	1	0	22.10	22.04	22.15
	1	2	21.86	21.84	22.01
	1	5	22.05	22.04	21.95
	3	0	22.34	22.31	22.31
	3	1	22.32	22.22	22.32
	3	3	22.20	22.09	22.26
	6	0	21.37	21.23	21.31
16QAM	1	0	21.18	21.16	21.20
	1	2	21.08	21.19	21.21
	1	5	21.05	20.98	21.28
	3	0	21.37	21.29	21.36
	3	1	21.30	21.33	21.28
	3	3	21.34	21.19	21.46
	6	0	20.45	20.33	20.47
64QAM	1	0	20.35	20.30	20.55
	1	2	20.32	20.14	20.37
	1	5	20.29	20.37	20.37
	3	0	20.52	20.42	20.61
	3	1	20.50	20.40	20.47
	3	3	20.54	20.48	20.56
	6	0	19.54	19.55	19.73
256QAM	1	0	17.72	17.67	17.73
	1	2	17.74	17.71	17.83
	1	5	17.67	17.74	17.71
	3	0	17.63	17.75	17.78
	3	1	17.52	17.75	17.63
	3	3	17.66	17.83	17.74
	6	0	17.78	17.78	17.93

Output Power					
Modulation	Minimum Cond. Power (dBm)	Maximum Cond. Power (dBm)	Minimum EIRP (dBm)	Maximum EIRP (dBm)	EIRP Limit (dBm)
QPSK	21.23	22.34	20.23	21.34	33.01
16QAM	20.33	21.46	19.33	20.46	33.01
64QAM	19.54	20.61	18.54	19.61	33.01
256QAM	17.52	17.93	16.52	16.93	33.01

Note: EIRP (dBm) = Cond. Power (dBm) + Antenna Gain (dBi) + Array Gain (if applicable)

LTE Band 25 - Ant 0, Channel Bandwidth: 3 MHz

Modulation	RB Size	RB Offset	Measurement Conducted Power (dBm)		
			CH 26055	CH 26365	CH 26675
			1851.5 MHz	1882.5 MHz	1913.5 MHz
QPSK	1	0	22.13	22.10	22.13
	1	7	22.04	21.91	21.98
	1	14	22.11	21.97	22.06
	8	0	21.40	21.31	21.37
	8	3	21.40	21.37	21.44
	8	7	21.28	21.20	21.41
	15	0	21.35	21.38	21.38
16QAM	1	7	21.32	21.22	21.34
	1	7	21.22	21.18	21.33
	1	14	21.17	21.10	21.28
	8	0	20.44	20.40	20.43
	8	3	20.36	20.33	20.45
	8	7	20.39	20.28	20.47
	15	0	20.44	20.34	20.45
64QAM	1	0	20.50	20.49	20.58
	1	7	20.41	20.36	20.41
	1	14	20.41	20.35	20.51
	8	0	19.59	19.50	19.58
	8	3	19.49	19.45	19.63
	8	7	19.61	19.60	19.65
	15	0	19.65	19.62	19.72
256QAM	1	0	17.84	17.89	17.86
	1	7	17.72	17.73	17.81
	1	14	17.73	17.80	17.85
	8	0	17.65	17.72	17.87
	8	3	17.68	17.75	17.86
	8	7	17.76	17.82	17.93
	15	0	17.85	17.93	17.94

Output Power					
Modulation	Minimum Cond. Power (dBm)	Maximum Cond. Power (dBm)	Minimum EIRP (dBm)	Maximum EIRP (dBm)	EIRP Limit (dBm)
QPSK	21.2	22.13	20.2	21.13	33.01
16QAM	20.28	21.34	19.28	20.34	33.01
64QAM	19.45	20.58	18.45	19.58	33.01
256QAM	17.65	17.94	16.65	16.94	33.01

Note: EIRP (dBm) = Cond. Power (dBm) + Antenna Gain (dBi) + Array Gain (if applicable)

LTE Band 25 - Ant 0, Channel Bandwidth: 5 MHz

Modulation	RB Size	RB Offset	Measurement Conducted Power (dBm)		
			CH 26065	CH 26365	CH 26665
			1852.5 MHz	1882.5 MHz	1912.5 MHz
QPSK	1	0	22.15	22.04	22.11
	1	12	22.03	21.95	22.00
	1	24	22.03	22.01	22.08
	12	0	21.43	21.35	21.44
	12	6	21.41	21.37	21.41
	12	13	21.31	21.26	21.34
	25	0	21.35	21.34	21.39
16QAM	1	0	21.34	21.22	21.36
	1	12	21.17	21.24	21.30
	1	24	21.12	21.13	21.28
	12	0	20.46	20.34	20.45
	12	6	20.33	20.32	20.39
	12	13	20.35	20.33	20.45
	25	0	20.47	20.43	20.54
64QAM	1	0	20.49	20.45	20.58
	1	12	20.37	20.39	20.46
	1	24	20.49	20.33	20.55
	12	0	19.61	19.56	19.66
	12	6	19.53	19.46	19.59
	12	13	19.70	19.61	19.63
	25	0	19.59	19.61	19.66
256QAM	1	0	17.87	17.85	17.86
	1	12	17.73	17.80	17.78
	1	24	17.72	17.72	17.82
	12	0	17.74	17.75	17.91
	12	6	17.70	17.75	17.82
	12	13	17.76	17.86	17.90
	25	0	17.92	17.87	17.92

Output Power					
Modulation	Minimum Cond. Power (dBm)	Maximum Cond. Power (dBm)	Minimum EIRP (dBm)	Maximum EIRP (dBm)	EIRP Limit (dBm)
QPSK	21.26	22.15	20.26	21.15	33.01
16QAM	20.32	21.36	19.32	20.36	33.01
64QAM	19.46	20.58	18.46	19.58	33.01
256QAM	17.7	17.92	16.7	16.92	33.01

Note: EIRP (dBm) = Cond. Power (dBm) + Antenna Gain (dBi) + Array Gain (if applicable)

LTE Band 25 - Ant 0, Channel Bandwidth: 10 MHz

Modulation	RB Size	RB Offset	Measurement Conducted Power (dBm)		
			CH 26090	CH 26365	CH 26640
			1855 MHz	1882.5 MHz	1910 MHz
QPSK	1	0	22.13	22.07	22.12
	1	24	22.04	21.95	22.07
	1	49	22.02	22.03	22.05
	25	0	21.36	21.38	21.39
	25	12	21.37	21.35	21.43
	25	25	21.29	21.29	21.40
	50	0	21.35	21.34	21.43
16QAM	1	0	21.24	21.30	21.32
	1	24	21.24	21.16	21.33
	1	49	21.15	21.05	21.21
	25	0	20.41	20.38	20.52
	25	12	20.31	20.36	20.38
	25	25	20.38	20.35	20.45
	50	0	20.47	20.42	20.45
64QAM	1	0	20.49	20.47	20.48
	1	24	20.42	20.32	20.46
	1	49	20.46	20.36	20.49
	25	0	19.55	19.58	19.59
	25	12	19.54	19.51	19.56
	25	25	19.64	19.57	19.65
	50	0	19.69	19.58	19.68
256QAM	1	0	17.81	17.89	17.88
	1	24	17.70	17.77	17.84
	1	49	17.76	17.71	17.82
	25	0	17.67	17.77	17.83
	25	12	17.66	17.72	17.87
	25	25	17.82	17.86	17.90
	50	0	17.93	17.94	17.86

Output Power					
Modulation	Minimum Cond. Power (dBm)	Maximum Cond. Power (dBm)	Minimum EIRP (dBm)	Maximum EIRP (dBm)	EIRP Limit (dBm)
QPSK	21.29	22.13	20.29	21.13	33.01
16QAM	20.31	21.33	19.31	20.33	33.01
64QAM	19.51	20.49	18.51	19.49	33.01
256QAM	17.66	17.94	16.66	16.94	33.01

Note: EIRP (dBm) = Cond. Power (dBm) + Antenna Gain (dBi) + Array Gain (if applicable)

LTE Band 25 - Ant 0, Channel Bandwidth: 15 MHz

Modulation	RB Size	RB Offset	Measurement Conducted Power (dBm)		
			CH 26115	CH 26365	CH 26615
			1857.5 MHz	1882.5 MHz	1907.5 MHz
QPSK	1	0	22.05	22.12	22.11
	1	37	22.00	21.98	22.08
	1	74	22.11	21.98	22.08
	36	0	21.40	21.39	21.42
	36	19	21.40	21.36	21.38
	36	39	21.30	21.29	21.34
	75	0	21.35	21.29	21.43
16QAM	1	0	21.25	21.28	21.33
	1	37	21.18	21.20	21.26
	1	74	21.18	21.07	21.27
	36	0	20.43	20.41	20.44
	36	19	20.35	20.36	20.47
	36	39	20.33	20.29	20.52
	75	0	20.41	20.36	20.50
64QAM	1	0	20.48	20.44	20.51
	1	37	20.40	20.39	20.49
	1	74	20.46	20.38	20.49
	36	0	19.54	19.53	19.58
	36	19	19.46	19.51	19.61
	36	39	19.63	19.62	19.70
	75	0	19.68	19.65	19.72
256QAM	1	0	17.78	17.88	17.90
	1	37	17.78	17.81	17.79
	1	74	17.72	17.74	17.81
	36	0	17.72	17.82	17.85
	36	19	17.70	17.76	17.77
	36	39	17.74	17.83	17.90
	75	0	17.93	17.88	17.91

Output Power					
Modulation	Minimum Cond. Power (dBm)	Maximum Cond. Power (dBm)	Minimum EIRP (dBm)	Maximum EIRP (dBm)	EIRP Limit (dBm)
QPSK	21.29	22.12	20.29	21.12	33.01
16QAM	20.29	21.33	19.29	20.33	33.01
64QAM	19.46	20.51	18.46	19.51	33.01
256QAM	17.7	17.93	16.7	16.93	33.01

Note: EIRP (dBm) = Cond. Power (dBm) + Antenna Gain (dBi) + Array Gain (if applicable)

LTE Band 25 - Ant 0, Channel Bandwidth: 20 MHz

Modulation	RB Size	RB Offset	Measurement Conducted Power (dBm)		
			CH 26140	CH 26365	CH 26590
			1860 MHz	1882.5 MHz	1905 MHz
QPSK	1	0	22.15	22.13	22.16
	1	50	22.08	21.98	22.08
	1	99	22.11	22.07	22.11
	50	0	21.44	21.41	21.47
	50	25	21.45	21.38	21.45
	50	50	21.32	21.30	21.41
	100	0	21.38	21.38	21.46
16QAM	1	0	21.34	21.32	21.38
	1	50	21.26	21.24	21.36
	1	99	21.22	21.15	21.31
	50	0	20.48	20.43	20.53
	50	25	20.41	20.41	20.48
	50	50	20.42	20.36	20.52
	100	0	20.49	20.43	20.55
64QAM	1	0	20.57	20.54	20.58
	1	50	20.46	20.39	20.51
	1	99	20.50	20.42	20.57
	50	0	19.62	19.58	19.68
	50	25	19.56	19.51	19.65
	50	50	19.70	19.65	19.71
	100	0	19.69	19.68	19.76
256QAM	1	0	17.88	17.91	17.92
	1	50	17.80	17.83	17.86
	1	99	17.77	17.81	17.88
	50	0	17.74	17.82	17.91
	50	25	17.72	17.81	17.87
	50	50	17.83	17.88	17.93
	100	0	17.94	17.94	17.95

Output Power					
Modulation	Minimum Cond. Power (dBm)	Maximum Cond. Power (dBm)	Minimum EIRP (dBm)	Maximum EIRP (dBm)	EIRP Limit (dBm)
QPSK	21.3	22.16	20.3	21.16	33.01
16QAM	20.36	21.38	19.36	20.38	33.01
64QAM	19.51	20.58	18.51	19.58	33.01
256QAM	17.72	17.95	16.72	16.95	33.01

Note: EIRP (dBm) = Cond. Power (dBm) + Antenna Gain (dBi) + Array Gain (if applicable)

LTE Band 25 - Ant 7, Channel Bandwidth: 1.4 MHz

Modulation	RB Size	RB Offset	Measurement Conducted Power (dBm)		
			CH 26047	CH 26365	CH 26683
			1850.7 MHz	1882.5 MHz	1914.3 MHz
QPSK	1	0	22.76	22.62	22.76
	1	2	22.67	22.72	22.89
	1	5	22.72	22.63	22.85
	3	0	22.10	22.19	22.23
	3	1	22.03	22.16	22.09
	3	3	22.20	22.15	22.30
	6	0	21.14	21.11	21.15
16QAM	1	0	21.11	21.08	21.21
	1	2	21.10	21.06	21.20
	1	5	20.11	20.22	20.14
	3	0	21.06	21.13	21.31
	3	1	21.03	21.23	21.25
	3	3	21.15	21.19	21.12
	6	0	20.07	20.21	20.12
64QAM	1	0	20.14	20.22	20.19
	1	2	20.14	20.08	20.14
	1	5	20.03	20.04	20.15
	3	0	20.22	20.35	20.32
	3	1	20.39	20.40	20.29
	3	3	20.23	20.33	20.28
	6	0	19.19	19.23	19.38
256QAM	1	0	17.04	17.13	17.23
	1	2	17.10	17.18	17.19
	1	5	17.12	17.12	17.15
	3	0	17.45	17.50	17.44
	3	1	17.33	17.45	17.51
	3	3	17.33	17.46	17.48
	6	0	17.41	17.42	17.50

Output Power					
Modulation	Minimum Cond. Power (dBm)	Maximum Cond. Power (dBm)	Minimum EIRP (dBm)	Maximum EIRP (dBm)	EIRP Limit (dBm)
QPSK	21.11	22.89	19.11	20.89	33.01
16QAM	20.07	21.31	18.07	19.31	33.01
64QAM	19.19	20.4	17.19	18.4	33.01
256QAM	17.04	17.51	15.04	15.51	33.01

Note: EIRP (dBm) = Cond. Power (dBm) + Antenna Gain (dBi) + Array Gain (if applicable)

LTE Band 25 - Ant 7, Channel Bandwidth: 3 MHz

Modulation	RB Size	RB Offset	Measurement Conducted Power (dBm)		
			CH 26055	CH 26365	CH 26675
			1851.5 MHz	1882.5 MHz	1913.5 MHz
QPSK	1	0	22.74	22.62	22.68
	1	7	22.62	22.78	22.86
	1	14	22.64	22.67	22.71
	8	0	21.12	21.15	21.23
	8	3	20.99	21.08	21.06
	8	7	21.11	21.10	21.25
	15	0	21.12	21.08	21.17
16QAM	1	7	21.09	21.10	21.27
	1	7	21.06	21.16	21.26
	1	14	20.05	20.12	20.16
	8	0	20.18	20.18	20.26
	8	3	20.02	20.20	20.32
	8	7	20.13	20.18	20.23
	15	0	20.02	20.26	20.18
64QAM	1	0	20.10	20.14	20.20
	1	7	20.01	20.12	20.17
	1	14	20.06	20.11	20.05
	8	0	19.23	19.34	19.36
	8	3	19.38	19.33	19.26
	8	7	19.23	19.37	19.39
	15	0	19.32	19.29	19.42
256QAM	1	0	17.02	17.06	17.20
	1	7	17.15	17.23	17.11
	1	14	17.25	17.06	17.26
	8	0	17.44	17.47	17.52
	8	3	17.43	17.30	17.61
	8	7	17.35	17.43	17.41
	15	0	17.45	17.43	17.56

Output Power					
Modulation	Minimum Cond. Power (dBm)	Maximum Cond. Power (dBm)	Minimum EIRP (dBm)	Maximum EIRP (dBm)	EIRP Limit (dBm)
QPSK	20.99	22.86	18.99	20.86	33.01
16QAM	20.02	21.27	18.02	19.27	33.01
64QAM	19.23	20.2	17.23	18.2	33.01
256QAM	17.02	17.61	15.02	15.61	33.01

Note: EIRP (dBm) = Cond. Power (dBm) + Antenna Gain (dBi) + Array Gain (if applicable)

LTE Band 25 - Ant 7, Channel Bandwidth: 5 MHz

Modulation	RB Size	RB Offset	Measurement Conducted Power (dBm)		
			CH 26065	CH 26365	CH 26665
			1852.5 MHz	1882.5 MHz	1912.5 MHz
QPSK	1	0	22.71	22.64	22.74
	1	12	22.58	22.71	22.69
	1	24	22.63	22.70	22.57
	12	0	21.00	21.23	21.08
	12	6	21.03	21.14	21.01
	12	13	21.20	21.22	21.22
	25	0	21.15	21.11	21.21
16QAM	1	0	21.16	21.11	21.29
	1	12	21.03	21.08	21.25
	1	24	20.05	20.15	20.11
	12	0	20.09	20.14	20.29
	12	6	20.07	20.21	20.36
	12	13	20.20	20.30	20.11
	25	0	20.11	20.27	20.18
64QAM	1	0	20.08	20.10	20.27
	1	12	20.14	20.17	20.19
	1	24	19.98	20.17	20.18
	12	0	19.21	19.28	19.43
	12	6	19.25	19.31	19.33
	12	13	19.29	19.35	19.28
	25	0	19.25	19.25	19.37
256QAM	1	0	16.97	17.13	17.13
	1	12	17.10	17.16	17.17
	1	24	17.13	17.13	17.26
	12	0	17.57	17.44	17.47
	12	6	17.39	17.32	17.62
	12	13	17.38	17.44	17.39
	25	0	17.48	17.44	17.59

Output Power					
Modulation	Minimum Cond. Power (dBm)	Maximum Cond. Power (dBm)	Minimum EIRP (dBm)	Maximum EIRP (dBm)	EIRP Limit (dBm)
QPSK	21	22.74	19	20.74	33.01
16QAM	20.05	21.29	18.05	19.29	33.01
64QAM	19.21	20.27	17.21	18.27	33.01
256QAM	16.97	17.62	14.97	15.62	33.01

Note: EIRP (dBm) = Cond. Power (dBm) + Antenna Gain (dBi) + Array Gain (if applicable)

LTE Band 25 - Ant 7, Channel Bandwidth: 10 MHz

Modulation	RB Size	RB Offset	Measurement Conducted Power (dBm)		
			CH 26090	CH 26365	CH 26640
			1855 MHz	1882.5 MHz	1910 MHz
QPSK	1	0	22.82	22.72	22.78
	1	24	22.70	22.74	22.75
	1	49	22.61	22.61	22.72
	25	0	21.10	21.26	21.17
	25	12	21.05	21.23	21.13
	25	25	21.23	21.15	21.24
	50	0	21.08	21.07	21.23
16QAM	1	0	21.17	21.19	21.24
	1	24	21.15	21.15	21.20
	1	49	20.02	20.15	20.14
	25	0	20.18	20.17	20.24
	25	12	20.03	20.16	20.30
	25	25	20.14	20.27	20.11
	50	0	20.08	20.17	20.20
64QAM	1	0	20.13	20.21	20.20
	1	24	20.05	20.17	20.25
	1	49	19.95	20.03	20.16
	25	0	19.18	19.32	19.45
	25	12	19.34	19.37	19.26
	25	25	19.21	19.38	19.34
	50	0	19.28	19.34	19.39
256QAM	1	0	16.95	17.02	17.16
	1	24	17.22	17.17	17.19
	1	49	17.16	17.18	17.20
	25	0	17.49	17.49	17.53
	25	12	17.40	17.45	17.62
	25	25	17.38	17.39	17.46
	50	0	17.41	17.45	17.48

Output Power					
Modulation	Minimum Cond. Power (dBm)	Maximum Cond. Power (dBm)	Minimum EIRP (dBm)	Maximum EIRP (dBm)	EIRP Limit (dBm)
QPSK	21.05	22.82	19.05	20.82	33.01
16QAM	20.02	21.24	18.02	19.24	33.01
64QAM	19.18	20.25	17.18	18.25	33.01
256QAM	16.95	17.62	14.95	15.62	33.01

Note: EIRP (dBm) = Cond. Power (dBm) + Antenna Gain (dBi) + Array Gain (if applicable)

LTE Band 25 - Ant 7, Channel Bandwidth: 15 MHz

Modulation	RB Size	RB Offset	Measurement Conducted Power (dBm)		
			CH 26115	CH 26365	CH 26615
			1857.5 MHz	1882.5 MHz	1907.5 MHz
QPSK	1	0	22.82	22.77	22.83
	1	37	22.71	22.79	22.90
	1	74	22.72	22.75	22.85
	36	0	21.13	21.29	21.31
	36	19	21.13	21.23	21.21
	36	39	21.26	21.24	21.35
	75	0	21.19	21.21	21.27
16QAM	1	0	21.21	21.22	21.33
	1	37	21.18	21.20	21.28
	1	74	20.11	20.22	20.22
	36	0	20.20	20.23	20.33
	36	19	20.13	20.24	20.36
	36	39	20.20	20.30	20.24
	75	0	20.17	20.30	20.27
64QAM	1	0	20.18	20.23	20.30
	1	37	20.14	20.18	20.25
	1	74	20.07	20.17	20.19
	36	0	19.31	19.43	19.46
	36	19	19.40	19.40	19.36
	36	39	19.30	19.40	19.43
	75	0	19.32	19.38	19.52
256QAM	1	0	17.10	17.14	17.26
	1	37	17.22	17.28	17.25
	1	74	17.25	17.21	17.30
	36	0	17.59	17.58	17.59
	36	19	17.45	17.45	17.65
	36	39	17.40	17.52	17.51
	75	0	17.48	17.54	17.62

Output Power					
Modulation	Minimum Cond. Power (dBm)	Maximum Cond. Power (dBm)	Minimum EIRP (dBm)	Maximum EIRP (dBm)	EIRP Limit (dBm)
QPSK	21.13	22.9	19.13	20.9	33.01
16QAM	20.11	21.33	18.11	19.33	33.01
64QAM	19.3	20.3	17.3	18.3	33.01
256QAM	17.1	17.65	15.1	15.65	33.01

Note: EIRP (dBm) = Cond. Power (dBm) + Antenna Gain (dBi) + Array Gain (if applicable)

LTE Band 25 - Ant 7, Channel Bandwidth: 20 MHz

Modulation	RB Size	RB Offset	Measurement Conducted Power (dBm)		
			CH 26140	CH 26365	CH 26590
			1860 MHz	1882.5 MHz	1905 MHz
QPSK	1	0	22.82	22.87	22.93
	1	50	22.78	22.85	22.92
	1	99	22.75	22.81	22.89
	50	0	21.21	21.29	21.38
	50	25	21.15	21.23	21.26
	50	50	21.31	21.32	21.31
	100	0	21.20	21.27	21.32
16QAM	1	0	21.22	21.32	21.37
	1	50	21.24	21.27	21.31
	1	99	20.12	20.22	20.32
	50	0	20.23	20.33	20.35
	50	25	20.20	20.26	20.36
	50	50	20.28	20.31	20.31
	100	0	20.25	20.31	20.36
64QAM	1	0	20.22	20.27	20.32
	1	50	20.15	20.23	20.27
	1	99	20.07	20.17	20.25
	50	0	19.36	19.45	19.48
	50	25	19.42	19.44	19.46
	50	50	19.35	19.45	19.45
	100	0	19.40	19.48	19.55
256QAM	1	0	17.19	17.19	17.28
	1	50	17.22	17.29	17.31
	1	99	17.25	17.27	17.32
	50	0	17.59	17.62	17.63
	50	25	17.54	17.55	17.65
	50	50	17.48	17.58	17.61
	100	0	17.52	17.61	17.71

Output Power					
Modulation	Minimum Cond. Power (dBm)	Maximum Cond. Power (dBm)	Minimum EIRP (dBm)	Maximum EIRP (dBm)	EIRP Limit (dBm)
QPSK	21.15	22.93	19.15	20.93	33.01
16QAM	20.12	21.37	18.12	19.37	33.01
64QAM	19.35	20.32	17.35	18.32	33.01
256QAM	17.19	17.71	15.19	15.71	33.01

Note: EIRP (dBm) = Cond. Power (dBm) + Antenna Gain (dBi) + Array Gain (if applicable)

7.1.10 LTE Band 26 (814 MHz ~ 824 MHz)

LTE Band 26 (814 MHz ~ 824 MHz) - Ant 0, Channel Bandwidth: 1.4 MHz

LTE Band 26 1.4M					
Modulation	RB Size	RB Offset	Measurement Conducted Power (dBm)		
			CH 26697	CH 26740	CH 26783
			814.7 MHz	819 MHz	823.3 MHz
QPSK	1	0	21.50	21.64	21.48
	1	2	21.49	21.38	21.34
	1	5	21.37	21.37	21.37
	3	0	21.45	21.60	21.50
	3	1	21.47	21.49	21.41
	3	3	21.41	21.43	21.47
	6	0	20.45	20.59	20.51
16QAM	1	0	20.37	20.40	20.52
	1	2	20.51	20.39	20.48
	1	5	20.33	20.44	20.41
	3	0	20.30	20.35	20.25
	3	1	20.15	20.29	20.16
	3	3	20.18	20.26	20.31
	6	0	19.10	19.14	19.21
64QAM	1	0	19.46	19.38	19.46
	1	2	19.52	19.45	19.38
	1	5	19.39	19.47	19.49
	3	0	19.94	19.88	19.87
	3	1	19.70	19.75	19.83
	3	3	19.77	19.88	19.84
	6	0	18.83	18.84	18.87
256QAM	1	0	16.87	16.86	16.85
	1	2	16.87	16.86	16.91
	1	5	16.79	16.78	16.76
	3	0	16.56	17.49	17.60
	3	1	16.61	17.58	17.51
	3	3	16.55	17.42	17.43
	6	0	16.56	16.60	16.58

Output Power					
Modulation	Minimum Cond. Power (dBm)	Maximum Cond. Power (dBm)	Minimum ERP (dBm)	Maximum ERP (dBm)	ERP Limit (dBm)
QPSK	20.45	21.64	16.8	17.99	50.00
16QAM	19.1	20.52	15.45	16.87	50.00
64QAM	18.83	19.94	15.18	16.29	50.00
256QAM	16.55	17.6	12.9	13.95	50.00

Note: EIRP (dBm) = Cond. Power (dBm) + Antenna Gain (dBi) + Array Gain (if applicable)
ERP (dBm) = EIRP (dBm) - 2.15

LTE Band 26 (814 MHz ~ 824 MHz) - Ant 0, Channel Bandwidth: 3 MHz

LTE Band 26 3M					
Modulation	RB Size	RB Offset	Measurement Conducted Power (dBm)		
			CH 26705	CH 26740	CH 26775
			815.5 MHz	819 MHz	822.5 MHz
QPSK	1	0	21.66	21.56	21.57
	1	7	21.52	21.37	21.46
	1	14	21.50	21.38	21.35
	8	0	20.55	20.51	20.53
	8	3	20.51	20.49	20.34
	8	7	20.45	20.38	20.47
	15	0	20.59	20.58	20.58
16QAM	1	0	20.50	20.46	20.42
	1	7	20.47	20.40	20.47
	1	14	20.47	20.41	20.46
	8	0	19.33	19.28	19.33
	8	3	19.36	19.20	19.21
	8	7	19.38	19.30	19.24
	15	0	19.29	19.07	19.21
64QAM	1	0	19.45	19.44	19.48
	1	7	19.55	19.33	19.44
	1	14	19.46	19.50	19.44
	8	0	18.89	18.91	18.86
	8	3	18.84	18.67	18.87
	8	7	18.92	18.91	18.73
	15	0	18.95	18.92	18.86
256QAM	1	0	16.87	16.90	16.89
	1	7	16.90	16.87	16.95
	1	14	16.90	16.90	16.84
	8	0	16.64	16.61	16.46
	8	3	16.64	16.58	16.51
	8	7	16.55	16.49	16.52
	15	0	16.61	16.54	16.55

Output Power					
Modulation	Minimum Cond. Power (dBm)	Maximum Cond. Power (dBm)	Minimum ERP (dBm)	Maximum ERP (dBm)	ERP Limit (dBm)
QPSK	20.34	21.66	16.69	18.01	50.00
16QAM	19.07	20.5	15.42	16.85	50.00
64QAM	18.67	19.55	15.02	15.9	50.00
256QAM	16.46	16.95	12.81	13.3	50.00

Note: EIRP (dBm) = Cond. Power (dBm) + Antenna Gain (dBi) + Array Gain (if applicable)
ERP (dBm) = EIRP (dBm) - 2.15

LTE Band 26 (814 MHz ~ 824 MHz) - Ant 0, Channel Bandwidth: 5 MHz

LTE Band 26 5M					
Modulation	RB Size	RB Offset	Measurement Conducted Power (dBm)		
			CH 26715	CH 26740	CH 26765
			816.5 MHz	819 MHz	821.5 MHz
QPSK	1	0	21.60	21.66	21.58
	1	12	21.49	21.51	21.47
	1	24	21.50	21.45	21.46
	12	0	20.55	20.62	20.53
	12	6	20.51	20.50	20.49
	12	13	20.46	20.53	20.53
	25	0	20.55	20.62	20.58
16QAM	1	0	20.51	20.55	20.53
	1	12	20.55	20.54	20.53
	1	24	20.48	20.49	20.52
	12	0	19.33	19.38	19.39
	12	6	19.36	19.32	19.30
	12	13	19.28	19.32	19.37
	25	0	19.23	19.21	19.30
64QAM	1	0	19.46	19.50	19.53
	1	12	19.50	19.48	19.50
	1	24	19.51	19.50	19.49
	12	0	18.89	18.95	18.90
	12	6	18.86	18.81	18.88
	12	13	18.86	18.96	18.87
	25	0	18.93	18.96	18.96
256QAM	1	0	16.91	16.90	16.91
	1	12	16.86	16.93	16.95
	1	24	16.89	16.90	16.84
	12	0	16.63	16.64	16.61
	12	6	16.59	16.63	16.62
	12	13	16.58	16.55	16.58
	25	0	16.64	16.63	16.63

Output Power					
Modulation	Minimum Cond. Power (dBm)	Maximum Cond. Power (dBm)	Minimum ERP (dBm)	Maximum ERP (dBm)	ERP Limit (dBm)
QPSK	20.46	21.66	16.81	18.01	50.00
16QAM	19.21	20.55	15.56	16.9	50.00
64QAM	18.81	19.53	15.16	15.88	50.00
256QAM	16.55	16.95	12.9	13.3	50.00

Note: EIRP (dBm) = Cond. Power (dBm) + Antenna Gain (dBi) + Array Gain (if applicable)
ERP (dBm) = EIRP (dBm) - 2.15

LTE Band 26 (814 MHz ~ 824 MHz) - Ant 0, Channel Bandwidth: 10 MHz

LTE Band 26 10M			
Modulation	RB Size	RB Offset	Measurement Conducted Power (dBm)
			CH 26740
			819 MHz
QPSK	1	0	21.66
	1	24	21.51
	1	49	21.45
	25	0	20.62
	25	12	20.50
	25	25	20.53
	50	0	20.62
16QAM	1	0	20.55
	1	24	20.54
	1	49	20.49
	25	0	19.38
	25	12	19.32
	25	25	19.32
	50	0	19.21
64QAM	1	0	19.50
	1	24	19.48
	1	49	19.50
	25	0	18.95
	25	12	18.81
	25	25	18.96
	50	0	18.96
256QAM	1	0	16.90
	1	24	16.93
	1	49	16.90
	25	0	16.64
	25	12	16.63
	25	25	16.55
	50	0	16.63

Output Power					
Modulation	Minimum Cond. Power (dBm)	Maximum Cond. Power (dBm)	Minimum ERP (dBm)	Maximum ERP (dBm)	ERP Limit (dBm)
QPSK	20.5	21.66	16.85	18.01	50.00
16QAM	19.21	20.55	15.56	16.9	50.00
64QAM	18.81	19.5	15.16	15.85	50.00
256QAM	16.55	16.93	12.9	13.28	50.00

Note: EIRP (dBm) = Cond. Power (dBm) + Antenna Gain (dBi) + Array Gain (if applicable)
ERP (dBm) = EIRP (dBm) - 2.15

7.1.11 LTE Band 26 (824 MHz ~ 849 MHz)

LTE Band 26 (824 MHz ~ 849 MHz) - Ant 0, Channel Bandwidth: 1.4 MHz

LTE Band 26 1.4M					
Modulation	RB Size	RB Offset	Measurement Conducted Power (dBm)		
			CH 26797	CH 26915	CH 27033
			824.7 MHz	836.5 MHz	848.3 MHz
QPSK	1	0	21.46	21.38	21.34
	1	2	21.25	21.21	21.19
	1	5	21.31	21.31	21.31
	3	0	21.33	21.34	21.33
	3	1	21.31	21.20	21.37
	3	3	21.44	21.41	21.31
	6	0	20.43	20.49	20.46
16QAM	1	0	20.30	20.39	20.29
	1	2	20.38	20.26	20.24
	1	5	20.28	20.32	20.35
	3	0	20.25	20.31	20.26
	3	1	20.11	20.15	20.30
	3	3	20.20	20.22	20.15
	6	0	18.91	19.22	19.14
64QAM	1	0	19.31	19.30	19.44
	1	2	19.40	19.42	19.32
	1	5	19.18	19.33	19.30
	3	0	19.65	19.84	19.70
	3	1	19.75	19.62	19.68
	3	3	19.65	19.62	19.75
	6	0	18.75	18.76	18.82
256QAM	1	0	16.80	16.70	16.75
	1	2	16.69	16.82	16.88
	1	5	16.61	16.67	16.56
	3	0	17.57	17.44	16.45
	3	1	17.42	17.58	16.49
	3	3	17.49	17.36	16.36
	6	0	16.46	16.37	16.43

Output Power					
Modulation	Minimum Cond. Power (dBm)	Maximum Cond. Power (dBm)	Minimum ERP (dBm)	Maximum ERP (dBm)	ERP Limit (dBm)
QPSK	20.43	21.46	16.78	17.81	38.45
16QAM	18.91	20.39	15.26	16.74	38.45
64QAM	18.75	19.84	15.1	16.19	38.45
256QAM	16.36	17.58	12.71	13.93	38.45

Note: EIRP (dBm) = Cond. Power (dBm) + Antenna Gain (dBi) + Array Gain (if applicable)
ERP (dBm) = EIRP (dBm) - 2.15

LTE Band 26 (824 MHz ~ 849 MHz) - Ant 0, Channel Bandwidth: 3 MHz

LTE Band 26 3M					
Modulation	RB Size	RB Offset	Measurement Conducted Power (dBm)		
			CH 26805	CH 26915	CH 27025
			825.5 MHz	836.5 MHz	847.5 MHz
QPSK	1	0	21.43	21.34	21.42
	1	7	21.26	21.31	21.31
	1	14	21.24	21.22	21.42
	8	0	20.39	20.39	20.38
	8	3	20.42	20.19	20.35
	8	7	20.47	20.37	20.39
	15	0	20.40	20.43	20.55
16QAM	1	0	20.21	20.33	20.40
	1	7	20.46	20.30	20.35
	1	14	20.29	20.45	20.48
	8	0	19.12	19.25	19.35
	8	3	19.16	19.24	19.28
	8	7	19.14	19.22	19.23
	15	0	19.03	19.22	19.24
64QAM	1	0	19.27	19.32	19.45
	1	7	19.27	19.47	19.42
	1	14	19.23	19.30	19.30
	8	0	18.73	18.71	18.84
	8	3	18.78	18.68	18.71
	8	7	18.55	18.69	18.70
	15	0	18.81	18.75	18.79
256QAM	1	0	16.69	16.61	16.84
	1	7	16.73	16.79	16.86
	1	14	16.62	16.70	16.73
	8	0	16.52	16.48	16.58
	8	3	16.40	16.56	16.50
	8	7	16.49	16.38	16.50
	15	0	16.42	16.42	16.52

Output Power					
Modulation	Minimum Cond. Power (dBm)	Maximum Cond. Power (dBm)	Minimum ERP (dBm)	Maximum ERP (dBm)	ERP Limit (dBm)
QPSK	20.19	21.43	16.54	17.78	38.45
16QAM	19.03	20.48	15.38	16.83	38.45
64QAM	18.55	19.47	14.9	15.82	38.45
256QAM	16.38	16.86	12.73	13.21	38.45

Note: EIRP (dBm) = Cond. Power (dBm) + Antenna Gain (dBi) + Array Gain (if applicable)
ERP (dBm) = EIRP (dBm) - 2.15

LTE Band 26 (824 MHz ~ 849 MHz) - Ant 0, Channel Bandwidth: 5 MHz

LTE Band 26 5M					
Modulation	RB Size	RB Offset	Measurement Conducted Power (dBm)		
			CH 26815	CH 26915	CH 27015
			826.5 MHz	836.5 MHz	846.5 MHz
QPSK	1	0	21.31	21.43	21.51
	1	12	21.37	21.22	21.36
	1	24	21.34	21.33	21.41
	12	0	20.42	20.33	20.44
	12	6	20.39	20.34	20.37
	12	13	20.37	20.32	20.45
	25	0	20.51	20.35	20.54
16QAM	1	0	20.43	20.19	20.37
	1	12	20.46	20.31	20.35
	1	24	20.39	20.30	20.48
	12	0	19.35	19.24	19.32
	12	6	19.06	19.08	19.23
	12	13	19.17	19.21	19.24
	25	0	19.15	18.90	19.21
64QAM	1	0	19.37	19.26	19.48
	1	12	19.36	19.33	19.47
	1	24	19.39	19.26	19.36
	12	0	18.71	18.59	18.85
	12	6	18.67	18.81	18.71
	12	13	18.65	18.59	18.71
	25	0	18.83	18.83	18.81
256QAM	1	0	16.75	16.73	16.80
	1	12	16.81	16.81	16.85
	1	24	16.73	16.55	16.66
	12	0	16.43	16.44	16.55
	12	6	16.42	16.52	16.54
	12	13	16.41	16.35	16.53
	25	0	16.55	16.44	16.57

Output Power					
Modulation	Minimum Cond. Power (dBm)	Maximum Cond. Power (dBm)	Minimum ERP (dBm)	Maximum ERP (dBm)	ERP Limit (dBm)
QPSK	20.32	21.51	16.67	17.86	38.45
16QAM	18.9	20.48	15.25	16.83	38.45
64QAM	18.59	19.48	14.94	15.83	38.45
256QAM	16.35	16.85	12.7	13.2	38.45

Note: EIRP (dBm) = Cond. Power (dBm) + Antenna Gain (dBi) + Array Gain (if applicable)
ERP (dBm) = EIRP (dBm) - 2.15

LTE Band 26 (824 MHz ~ 849 MHz) - Ant 0, Channel Bandwidth: 10 MHz

LTE Band 26 10M					
Modulation	RB Size	RB Offset	Measurement Conducted Power (dBm)		
			CH 26840	CH 26915	CH 26990
			829 MHz	836.5 MHz	844 MHz
QPSK	1	0	21.46	21.51	21.49
	1	24	21.38	21.31	21.32
	1	49	21.45	21.34	21.36
	25	0	20.51	20.40	20.44
	25	12	20.44	20.43	20.31
	25	25	20.44	20.47	20.45
	50	0	20.53	20.48	20.56
16QAM	1	0	20.45	20.34	20.42
	1	24	20.53	20.46	20.38
	1	49	20.44	20.34	20.45
	25	0	19.38	19.27	19.36
	25	12	19.20	19.18	19.25
	25	25	19.28	19.23	19.27
	50	0	19.19	19.05	19.28
64QAM	1	0	19.41	19.36	19.43
	1	24	19.46	19.42	19.49
	1	49	19.46	19.30	19.38
	25	0	18.81	18.74	18.85
	25	12	18.79	18.81	18.77
	25	25	18.75	18.66	18.75
	50	0	18.84	18.85	18.80
256QAM	1	0	16.84	16.83	16.75
	1	24	16.92	16.83	16.89
	1	49	16.74	16.62	16.71
	25	0	16.56	16.58	16.52
	25	12	16.57	16.55	16.58
	25	25	16.52	16.49	16.50
	50	0	16.60	16.46	16.47

Output Power					
Modulation	Minimum Cond. Power (dBm)	Maximum Cond. Power (dBm)	Minimum ERP (dBm)	Maximum ERP (dBm)	ERP Limit (dBm)
QPSK	20.31	21.51	16.66	17.86	38.45
16QAM	19.05	20.53	15.4	16.88	38.45
64QAM	18.66	19.49	15.01	15.84	38.45
256QAM	16.46	16.92	12.81	13.27	38.45

Note: EIRP (dBm) = Cond. Power (dBm) + Antenna Gain (dBi) + Array Gain (if applicable)
ERP (dBm) = EIRP (dBm) - 2.15

LTE Band 26 (824 MHz ~ 849 MHz) - Ant 0, Channel Bandwidth: 15 MHz

LTE Band 26 15M					
Modulation	RB Size	RB Offset	Measurement Conducted Power (dBm)		
			CH 26865	CH 26915	CH 26965
			831.5 MHz	836.5 MHz	841.5 MHz
QPSK	1	0	21.68	21.51	21.51
	1	37	21.56	21.37	21.41
	1	74	21.53	21.42	21.42
	36	0	20.62	20.44	20.45
	36	19	20.59	20.47	20.41
	36	39	20.53	20.52	20.45
	75	0	20.63	20.48	20.56
16QAM	1	0	20.59	20.48	20.46
	1	37	20.56	20.48	20.44
	1	74	20.54	20.42	20.49
	36	0	19.41	19.36	19.36
	36	19	19.36	19.24	19.30
	36	39	19.38	19.35	19.32
	75	0	19.31	19.20	19.29
64QAM	1	0	19.53	19.43	19.53
	1	37	19.56	19.48	19.50
	1	74	19.51	19.41	19.40
	36	0	18.98	18.89	18.90
	36	19	18.91	18.87	18.81
	36	39	18.96	18.81	18.79
	75	0	18.99	18.86	18.89
256QAM	1	0	16.93	16.89	16.85
	1	37	16.96	16.85	16.93
	1	74	16.92	16.75	16.76
	36	0	16.67	16.60	16.60
	36	19	16.68	16.55	16.59
	36	39	16.62	16.54	16.53
	75	0	16.65	16.55	16.57

Output Power					
Modulation	Minimum Cond. Power (dBm)	Maximum Cond. Power (dBm)	Minimum ERP (dBm)	Maximum ERP (dBm)	ERP Limit (dBm)
QPSK	20.41	21.68	16.76	18.03	38.45
16QAM	19.2	20.59	15.55	16.94	38.45
64QAM	18.79	19.56	15.14	15.91	38.45
256QAM	16.53	16.96	12.88	13.31	38.45

Note: EIRP (dBm) = Cond. Power (dBm) + Antenna Gain (dBi) + Array Gain (if applicable)
ERP (dBm) = EIRP (dBm) - 2.15

7.1.12 LTE Band 30

LTE Band 30 - Ant 5, Channel Bandwidth: 5 MHz

Modulation	RB Size	RB Offset	Measurement Conducted Power (dBm)		
			CH 27685	CH 27710	CH 27735
			2307.5 MHz	2310 MHz	2312.5 MHz
QPSK	1	0	21.27	21.35	21.23
	1	12	21.20	21.26	21.18
	1	24	21.17	21.18	21.07
	12	0	20.40	20.46	20.25
	12	6	20.26	20.30	20.16
	12	13	20.23	20.21	20.09
	25	0	20.26	20.39	20.22
16QAM	1	0	20.07	20.16	20.09
	1	12	20.04	20.10	20.02
	1	24	20.00	20.02	19.90
	12	0	19.32	19.41	19.23
	12	6	19.23	19.31	19.20
	12	13	19.30	19.35	19.22
	25	0	19.34	19.38	19.18
64QAM	1	0	19.26	19.25	19.15
	1	12	19.10	19.18	19.08
	1	24	19.08	19.08	18.91
	12	0	18.32	18.37	18.23
	12	6	18.21	18.37	18.24
	12	13	18.16	18.22	18.10
	25	0	18.26	18.30	18.17
256QAM	1	0	16.30	16.40	16.20
	1	12	16.20	16.25	16.21
	1	24	16.18	16.24	16.11
	12	0	16.12	16.25	16.10
	12	6	15.97	16.04	15.93
	12	13	16.01	16.02	15.86
	25	0	16.17	16.30	16.12

Output Power					
Modulation	Minimum Cond. Power (dBm)	Maximum Cond. Power (dBm)	Minimum EIRP (dBm)	Maximum EIRP (dBm)	EIRP Limit (dBm)
QPSK	20.09	21.35	19.09	20.35	23.98
16QAM	19.18	20.16	18.18	19.16	23.98
64QAM	18.1	19.26	17.1	18.26	23.98
256QAM	15.86	16.4	14.86	15.4	23.98

Note: EIRP (dBm) = Cond. Power (dBm) + Antenna Gain (dBi) + Array Gain (if applicable)

LTE Band 30 - Ant 5, Channel Bandwidth: 10 MHz

Modulation	RB Size	RB Offset	Measurement Conducted Power (dBm)
			CH 27710
			2310 MHz
QPSK	1	0	21.42
	1	24	21.36
	1	49	21.25
	25	0	20.47
	25	12	20.38
	25	25	20.29
	50	0	20.41
16QAM	1	0	20.23
	1	24	20.18
	1	49	20.12
	25	0	19.41
	25	12	19.39
	25	25	19.36
	50	0	19.41
64QAM	1	0	19.32
	1	24	19.25
	1	49	19.14
	25	0	18.43
	25	12	18.37
	25	25	18.25
	50	0	18.33
256QAM	1	0	16.41
	1	24	16.35
	1	49	16.29
	25	0	16.27
	25	12	16.13
	25	25	16.07
	50	0	16.32

Output Power					
Modulation	Minimum Cond. Power (dBm)	Maximum Cond. Power (dBm)	Minimum EIRP (dBm)	Maximum EIRP (dBm)	EIRP Limit (dBm)
QPSK	20.29	21.42	19.29	20.42	23.98
16QAM	19.36	20.23	18.36	19.23	23.98
64QAM	18.25	19.32	17.25	18.32	23.98
256QAM	16.07	16.41	15.07	15.41	23.98

Note: EIRP (dBm) = Cond. Power (dBm) + Antenna Gain (dBi) + Array Gain (if applicable)

LTE Band 30 - Ant 6, Channel Bandwidth: 5 MHz

Modulation	RB Size	RB Offset	Measurement Conducted Power (dBm)		
			CH 27685	CH 27710	CH 27735
			2307.5 MHz	2310 MHz	2312.5 MHz
QPSK	1	0	21.78	21.93	21.77
	1	12	21.82	21.91	21.87
	1	24	21.92	21.87	21.83
	12	0	20.84	20.87	20.80
	12	6	20.83	20.88	20.90
	12	13	20.87	20.87	20.75
	25	0	20.78	20.87	20.79
16QAM	1	0	20.29	20.32	20.15
	1	12	20.20	20.22	20.23
	1	24	20.25	20.27	20.10
	12	0	19.87	19.90	19.71
	12	6	19.86	19.84	19.81
	12	13	19.78	19.87	19.69
	25	0	19.90	19.95	19.85
64QAM	1	0	19.22	19.31	19.11
	1	12	19.25	19.30	19.31
	1	24	19.17	19.22	19.04
	12	0	18.92	18.95	18.91
	12	6	18.84	18.94	18.81
	12	13	18.86	18.88	18.79
	25	0	18.90	18.89	18.79
256QAM	1	0	16.64	16.78	16.53
	1	12	16.68	16.71	16.55
	1	24	16.69	16.75	16.68
	12	0	15.98	16.01	15.95
	12	6	15.96	16.05	15.98
	12	13	15.99	16.02	15.94
	25	0	16.01	15.95	15.92

Output Power					
Modulation	Minimum Cond. Power (dBm)	Maximum Cond. Power (dBm)	Minimum EIRP (dBm)	Maximum EIRP (dBm)	EIRP Limit (dBm)
QPSK	20.75	21.93	21.25	22.43	23.98
16QAM	19.69	20.32	20.19	20.82	23.98
64QAM	18.79	19.31	19.29	19.81	23.98
256QAM	15.92	16.78	16.42	17.28	23.98

Note: EIRP (dBm) = Cond. Power (dBm) + Antenna Gain (dBi) + Array Gain (if applicable)

LTE Band 30 - Ant 6, Channel Bandwidth: 10 MHz

Modulation	RB Size	RB Offset	Measurement Conducted Power (dBm)
			CH 27710
			2310 MHz
QPSK	1	0	21.97
	1	24	21.96
	1	49	21.93
	25	0	20.97
	25	12	20.96
	25	25	20.92
	50	0	20.89
16QAM	1	0	20.33
	1	24	20.31
	1	49	20.36
	25	0	19.92
	25	12	19.91
	25	25	19.89
	50	0	19.96
64QAM	1	0	19.31
	1	24	19.33
	1	49	19.27
	25	0	18.95
	25	12	18.96
	25	25	18.91
	50	0	18.96
256QAM	1	0	16.78
	1	24	16.76
	1	49	16.79
	25	0	16.11
	25	12	16.12
	25	25	16.08
	50	0	16.05

Output Power					
Modulation	Minimum Cond. Power (dBm)	Maximum Cond. Power (dBm)	Minimum EIRP (dBm)	Maximum EIRP (dBm)	EIRP Limit (dBm)
QPSK	20.89	21.97	21.39	22.47	23.98
16QAM	19.89	20.36	20.39	20.86	23.98
64QAM	18.91	19.33	19.41	19.83	23.98
256QAM	16.05	16.79	16.55	17.29	23.98

Note: EIRP (dBm) = Cond. Power (dBm) + Antenna Gain (dBi) + Array Gain (if applicable)

7.1.13 LTE Band 38

LTE Band 38 - Ant 5, Channel Bandwidth: 5 MHz

Modulation	RB Size	RB Offset	Measurement Conducted Power (dBm)		
			CH 37775	CH 38000	CH 38225
			2572.5 MHz	2595 MHz	2617.5 MHz
QPSK	1	0	21.42	21.31	21.04
	1	12	21.31	21.10	20.77
	1	24	21.01	20.81	20.50
	12	0	20.86	20.64	20.31
	12	6	20.81	20.56	20.20
	12	13	20.57	20.38	20.07
	25	0	20.55	20.44	20.12
16QAM	1	0	20.81	20.55	20.30
	1	12	20.53	20.41	20.11
	1	24	20.39	20.19	19.84
	12	0	19.84	19.63	19.38
	12	6	19.66	19.56	19.18
	12	13	19.62	19.44	19.04
	25	0	19.65	19.44	19.11
64QAM	1	0	19.83	19.86	19.33
	1	12	19.72	19.56	19.26
	1	24	19.50	19.27	18.90
	12	0	18.86	18.82	18.30
	12	6	18.96	18.70	18.39
	12	13	18.78	18.53	18.17
	25	0	18.64	18.53	18.13
256QAM	1	0	16.90	16.92	16.32
	1	12	16.82	16.62	16.36
	1	24	16.57	16.45	16.11
	12	0	16.85	16.86	16.37
	12	6	16.80	16.75	16.30
	12	13	16.82	16.65	16.27
	25	0	16.80	16.70	16.32

Output Power					
Modulation	Minimum Cond. Power (dBm)	Maximum Cond. Power (dBm)	Minimum EIRP (dBm)	Maximum EIRP (dBm)	EIRP Limit (dBm)
QPSK	20.07	21.42	19.07	20.42	33.01
16QAM	19.04	20.81	18.04	19.81	33.01
64QAM	18.13	19.86	17.13	18.86	33.01
256QAM	16.11	16.92	15.11	15.92	33.01

Note: EIRP (dBm) = Cond. Power (dBm) + Antenna Gain (dBi) + Array Gain (if applicable)

LTE Band 38 - Ant 5, Channel Bandwidth: 10 MHz

Modulation	RB Size	RB Offset	Measurement Conducted Power (dBm)		
			CH 37800	CH 38000	CH 38200
			2575 MHz	2595 MHz	2615 MHz
QPSK	1	0	21.45	21.26	21.04
	1	24	21.28	21.11	20.73
	1	49	21.02	20.83	20.54
	25	0	20.84	20.70	20.35
	25	12	20.75	20.57	20.26
	25	25	20.49	20.38	20.03
	50	0	20.62	20.42	20.07
16QAM	1	0	20.74	20.55	20.30
	1	24	20.58	20.37	20.06
	1	49	20.35	20.11	19.83
	25	0	19.91	19.73	19.39
	25	12	19.67	19.53	19.18
	25	25	19.57	19.39	19.04
	50	0	19.63	19.53	19.12
64QAM	1	0	19.89	19.88	19.27
	1	24	19.72	19.61	19.20
	1	49	19.47	19.29	18.95
	25	0	18.91	18.75	18.38
	25	12	18.94	18.72	18.42
	25	25	18.69	18.53	18.20
	50	0	18.62	18.51	18.14
256QAM	1	0	16.85	16.86	16.30
	1	24	16.82	16.66	16.37
	1	49	16.55	16.40	16.03
	25	0	16.88	16.91	16.35
	25	12	16.84	16.75	16.34
	25	25	16.83	16.68	16.30
	50	0	16.87	16.68	16.37

Output Power					
Modulation	Minimum Cond. Power (dBm)	Maximum Cond. Power (dBm)	Minimum EIRP (dBm)	Maximum EIRP (dBm)	EIRP Limit (dBm)
QPSK	20.03	21.45	19.03	20.45	33.01
16QAM	19.04	20.74	18.04	19.74	33.01
64QAM	18.14	19.89	17.14	18.89	33.01
256QAM	16.03	16.91	15.03	15.91	33.01

Note: EIRP (dBm) = Cond. Power (dBm) + Antenna Gain (dBi) + Array Gain (if applicable)

LTE Band 38 - Ant 5, Channel Bandwidth: 15 MHz

Modulation	RB Size	RB Offset	Measurement Conducted Power (dBm)		
			CH 37825	CH 38000	CH 38175
			2577.5 MHz	2595 MHz	2612.5 MHz
QPSK	1	0	21.47	21.26	21.05
	1	37	21.29	21.11	20.74
	1	74	20.99	20.88	20.56
	36	0	20.86	20.64	20.38
	36	19	20.78	20.60	20.22
	36	39	20.53	20.40	20.05
	75	0	20.54	20.38	20.08
16QAM	1	0	20.75	20.65	20.23
	1	37	20.58	20.44	20.10
	1	74	20.32	20.15	19.77
	36	0	19.87	19.65	19.29
	36	19	19.65	19.49	19.18
	36	39	19.65	19.47	19.09
	75	0	19.65	19.43	19.14
64QAM	1	0	19.79	19.79	19.37
	1	37	19.73	19.57	19.25
	1	74	19.44	19.34	18.93
	36	0	18.86	18.83	18.38
	36	19	18.87	18.76	18.45
	36	39	18.71	18.59	18.25
	75	0	18.66	18.49	18.10
256QAM	1	0	16.83	16.88	16.31
	1	37	16.86	16.67	16.38
	1	74	16.53	16.41	16.02
	36	0	16.89	16.95	16.34
	36	19	16.87	16.74	16.32
	36	39	16.88	16.61	16.28
	75	0	16.80	16.62	16.29

Output Power					
Modulation	Minimum Cond. Power (dBm)	Maximum Cond. Power (dBm)	Minimum EIRP (dBm)	Maximum EIRP (dBm)	EIRP Limit (dBm)
QPSK	20.05	21.47	19.05	20.47	33.01
16QAM	19.09	20.75	18.09	19.75	33.01
64QAM	18.1	19.79	17.1	18.79	33.01
256QAM	16.02	16.95	15.02	15.95	33.01

Note: EIRP (dBm) = Cond. Power (dBm) + Antenna Gain (dBi) + Array Gain (if applicable)

LTE Band 38 - Ant 5, Channel Bandwidth: 20 MHz

Modulation	RB Size	RB Offset	Measurement Conducted Power (dBm)		
			CH 37850	CH 38000	CH 38150
			2580 MHz	2595 MHz	2610 MHz
QPSK	1	0	21.49	21.31	21.07
	1	50	21.32	21.14	20.80
	1	99	21.09	20.91	20.57
	50	0	20.91	20.73	20.39
	50	25	20.82	20.64	20.30
	50	50	20.59	20.41	20.07
	100	0	20.64	20.46	20.12
16QAM	1	0	20.83	20.65	20.31
	1	50	20.63	20.45	20.11
	1	99	20.39	20.21	19.87
	50	0	19.91	19.73	19.39
	50	25	19.75	19.57	19.23
	50	50	19.66	19.48	19.14
	100	0	19.71	19.53	19.19
64QAM	1	0	19.89	19.88	19.37
	1	50	19.79	19.61	19.27
	1	99	19.52	19.34	19.00
	50	0	18.92	18.84	18.40
	50	25	18.97	18.79	18.45
	50	50	18.79	18.61	18.27
	100	0	18.72	18.54	18.20
256QAM	1	0	16.92	16.93	16.40
	1	50	16.90	16.72	16.38
	1	99	16.63	16.45	16.11
	50	0	16.91	16.96	16.39
	50	25	16.89	16.84	16.37
	50	50	16.89	16.71	16.37
	100	0	16.90	16.72	16.38

Output Power					
Modulation	Minimum Cond. Power (dBm)	Maximum Cond. Power (dBm)	Minimum EIRP (dBm)	Maximum EIRP (dBm)	EIRP Limit (dBm)
QPSK	20.07	21.49	19.07	20.49	33.01
16QAM	19.14	20.83	18.14	19.83	33.01
64QAM	18.2	19.89	17.2	18.89	33.01
256QAM	16.11	16.96	15.11	15.96	33.01

Note: EIRP (dBm) = Cond. Power (dBm) + Antenna Gain (dBi) + Array Gain (if applicable)

LTE Band 38 - Ant 6, Channel Bandwidth: 5 MHz

Modulation	RB Size	RB Offset	Measurement Conducted Power (dBm)		
			CH 37775	CH 38000	CH 38225
			2572.5 MHz	2595 MHz	2617.5 MHz
QPSK	1	0	21.89	21.75	21.84
	1	12	21.71	21.64	21.64
	1	24	21.60	21.56	21.66
	12	0	20.79	20.77	20.79
	12	6	20.85	20.68	20.83
	12	13	20.60	20.72	20.62
	25	0	20.64	20.51	20.74
16QAM	1	0	19.94	19.99	20.05
	1	12	19.92	19.96	20.00
	1	24	20.00	19.98	19.96
	12	0	19.67	19.58	19.81
	12	6	19.61	19.68	19.67
	12	13	19.58	19.60	19.67
	25	0	19.73	19.66	19.77
64QAM	1	0	19.11	19.17	19.32
	1	12	19.17	19.06	19.23
	1	24	19.08	19.02	19.21
	12	0	18.68	18.59	18.73
	12	6	18.68	18.79	18.89
	12	13	18.69	18.75	18.80
	25	0	18.66	18.67	18.78
256QAM	1	0	16.52	16.36	16.56
	1	12	16.54	16.41	16.57
	1	24	16.38	16.40	16.44
	12	0	15.71	15.60	15.81
	12	6	15.68	15.66	15.83
	12	13	15.69	15.67	15.92
	25	0	15.89	15.76	15.84

Output Power					
Modulation	Minimum Cond. Power (dBm)	Maximum Cond. Power (dBm)	Minimum EIRP (dBm)	Maximum EIRP (dBm)	EIRP Limit (dBm)
QPSK	20.51	21.89	21.01	22.39	33.01
16QAM	19.58	20.05	20.08	20.55	33.01
64QAM	18.59	19.32	19.09	19.82	33.01
256QAM	15.6	16.57	16.1	17.07	33.01

Note: EIRP (dBm) = Cond. Power (dBm) + Antenna Gain (dBi) + Array Gain (if applicable)

LTE Band 38 - Ant 6, Channel Bandwidth: 10 MHz

Modulation	RB Size	RB Offset	Measurement Conducted Power (dBm)		
			CH 37800	CH 38000	CH 38200
			2575 MHz	2595 MHz	2615 MHz
QPSK	1	0	21.79	21.83	21.81
	1	24	21.70	21.59	21.76
	1	49	21.57	21.55	21.89
	25	0	20.72	20.74	20.80
	25	12	20.71	20.70	20.86
	25	25	20.72	20.60	20.75
	50	0	20.64	20.60	20.68
16QAM	1	0	19.98	20.01	20.04
	1	24	19.99	19.81	20.08
	1	49	19.98	19.90	19.98
	25	0	19.63	19.60	19.69
	25	12	19.69	19.64	19.70
	25	25	19.54	19.63	19.72
	50	0	19.68	19.75	19.79
64QAM	1	0	19.20	19.02	19.27
	1	24	19.12	19.08	19.17
	1	49	19.07	19.02	19.21
	25	0	18.70	18.62	18.84
	25	12	18.80	18.78	18.79
	25	25	18.66	18.63	18.77
	50	0	18.61	18.64	18.75
256QAM	1	0	16.50	16.46	16.50
	1	24	16.43	16.51	16.48
	1	49	16.39	16.29	16.48
	25	0	15.70	15.67	15.74
	25	12	15.77	15.75	15.90
	25	25	15.78	15.76	15.87
	50	0	15.78	15.82	15.84

Output Power					
Modulation	Minimum Cond. Power (dBm)	Maximum Cond. Power (dBm)	Minimum EIRP (dBm)	Maximum EIRP (dBm)	EIRP Limit (dBm)
QPSK	20.6	21.89	21.1	22.39	33.01
16QAM	19.54	20.08	20.04	20.58	33.01
64QAM	18.61	19.27	19.11	19.77	33.01
256QAM	15.67	16.51	16.17	17.01	33.01

Note: EIRP (dBm) = Cond. Power (dBm) + Antenna Gain (dBi) + Array Gain (if applicable)

LTE Band 38 - Ant 6, Channel Bandwidth: 15 MHz

Modulation	RB Size	RB Offset	Measurement Conducted Power (dBm)		
			CH 37825	CH 38000	CH 38175
			2577.5 MHz	2595 MHz	2612.5 MHz
QPSK	1	0	21.87	21.88	21.93
	1	37	21.78	21.75	21.90
	1	74	21.71	21.65	21.91
	36	0	20.76	20.77	20.86
	36	19	20.80	20.72	20.93
	36	39	20.70	20.75	20.87
	75	0	20.82	20.67	20.82
16QAM	1	0	20.08	20.05	20.15
	1	37	20.06	20.01	20.15
	1	74	20.11	19.99	20.18
	36	0	19.72	19.64	19.82
	36	19	19.65	19.68	19.75
	36	39	19.68	19.65	19.78
	75	0	19.82	19.75	19.85
64QAM	1	0	19.13	19.14	19.33
	1	37	19.22	19.11	19.30
	1	74	19.14	19.12	19.28
	36	0	18.78	18.65	18.95
	36	19	18.82	18.88	18.97
	36	39	18.75	18.75	18.89
	75	0	18.69	18.70	18.90
256QAM	1	0	16.56	16.50	16.58
	1	37	16.54	16.51	16.61
	1	74	16.47	16.44	16.59
	36	0	15.85	15.73	15.85
	36	19	15.81	15.76	15.90
	36	39	15.84	15.82	15.92
	75	0	15.93	15.88	15.89

Output Power					
Modulation	Minimum Cond. Power (dBm)	Maximum Cond. Power (dBm)	Minimum EIRP (dBm)	Maximum EIRP (dBm)	EIRP Limit (dBm)
QPSK	20.67	21.93	21.17	22.43	33.01
16QAM	19.64	20.18	20.14	20.68	33.01
64QAM	18.65	19.33	19.15	19.83	33.01
256QAM	15.73	16.61	16.23	17.11	33.01

Note: EIRP (dBm) = Cond. Power (dBm) + Antenna Gain (dBi) + Array Gain (if applicable)

LTE Band 38 - Ant 6, Channel Bandwidth: 20 MHz

Modulation	RB Size	RB Offset	Measurement Conducted Power (dBm)		
			CH 37850	CH 38000	CH 38150
			2580 MHz	2595 MHz	2610 MHz
QPSK	1	0	21.96	21.93	21.98
	1	50	21.88	21.81	21.93
	1	99	21.76	21.68	21.95
	50	0	20.82	20.82	**20.96**
	50	25	20.87	20.79	20.95
	50	50	20.78	20.78	20.93
	100	0	20.83	20.73	**20.89**
16QAM	1	0	20.08	20.06	20.22
	1	50	20.14	20.06	20.23
	1	99	20.16	20.06	20.18
	50	0	19.75	19.66	19.86
	50	25	19.73	19.73	19.81
	50	50	19.71	19.71	19.85
	100	0	19.86	19.82	19.91
64QAM	1	0	19.23	19.21	19.37
	1	50	19.28	19.19	19.33
	1	99	19.23	19.13	19.32
	50	0	18.84	18.75	18.95
	50	25	18.88	18.88	18.98
	50	50	18.85	18.80	18.92
	100	0	18.77	18.74	18.91
256QAM	1	0	16.59	16.58	16.67
	1	50	16.63	16.59	16.68
	1	99	16.56	16.47	16.63
	50	0	15.91	15.81	15.93
	50	25	15.90	15.80	15.92
	50	50	15.92	15.89	15.95
	100	0	15.94	15.91	15.96

Output Power					
Modulation	Minimum Cond. Power (dBm)	Maximum Cond. Power (dBm)	Minimum EIRP (dBm)	Maximum EIRP (dBm)	EIRP Limit (dBm)
QPSK	20.73	21.98	21.23	22.48	33.01
16QAM	19.66	20.23	20.16	20.73	33.01
64QAM	18.74	19.37	19.24	19.87	33.01
256QAM	15.8	16.68	16.3	17.18	33.01

Note: EIRP (dBm) = Cond. Power (dBm) + Antenna Gain (dBi) + Array Gain (if applicable)

7.1.14 LTE Band 41

LTE Band 41 - Ant 5_PC2, Channel Bandwidth: 5 MHz

Modulation	RB Size	RB Offset	Measurement Conducted Power (dBm)		
			CH 39675	CH 40620	CH 41565
			2498.5 MHz	2593 MHz	2687.5 MHz
QPSK	1	0	23.53	23.62	23.56
	1	12	23.45	23.51	23.52
	1	24	23.28	23.46	23.34
	12	0	22.52	22.53	22.51
	12	6	22.49	22.54	22.51
	12	13	22.46	22.57	22.52
	25	0	22.45	22.50	22.54
16QAM	1	0	22.14	22.20	22.17
	1	12	22.14	22.23	22.20
	1	24	22.03	22.16	22.07
	12	0	21.94	22.07	22.02
	12	6	21.90	21.95	21.92
	12	13	21.88	21.96	21.97
	25	0	21.86	22.03	21.99
64QAM	1	0	21.65	21.66	21.65
	1	12	21.56	21.67	21.63
	1	24	21.52	21.66	21.62
	12	0	21.28	21.31	21.27
	12	6	21.25	21.31	21.32
	12	13	21.27	21.29	21.32
	25	0	21.28	21.29	21.32
256QAM	1	0	19.46	19.46	19.46
	1	12	19.40	19.49	19.46
	1	24	19.30	19.37	19.33
	12	0	18.72	19.32	18.80
	12	6	18.67	19.27	18.72
	12	13	18.66	19.27	18.78
	25	0	18.65	19.29	18.81

Output Power					
Modulation	Minimum Cond. Power (dBm)	Maximum Cond. Power (dBm)	Minimum EIRP (dBm)	Maximum EIRP (dBm)	EIRP Limit (dBm)
QPSK	22.45	23.62	21.45	22.62	33.01
16QAM	21.86	22.23	20.86	21.23	33.01
64QAM	21.25	21.67	20.25	20.67	33.01
256QAM	18.65	19.49	17.65	18.49	33.01

Note: EIRP (dBm) = Cond. Power (dBm) + Antenna Gain (dBi) + Array Gain (if applicable)

LTE Band 41 - Ant 5_PC2, Channel Bandwidth: 10 MHz

Modulation	RB Size	RB Offset	Measurement Conducted Power (dBm)		
			CH 39700	CH 40620	CH 41540
			2501 MHz	2593 MHz	2685 MHz
QPSK	1	0	23.56	23.65	23.56
	1	24	23.38	23.51	23.46
	1	49	23.37	23.40	23.38
	25	0	22.47	22.56	22.51
	25	12	22.41	22.50	22.54
	25	25	22.48	22.52	22.50
	50	0	22.49	22.51	22.54
16QAM	1	0	22.06	22.25	22.17
	1	24	22.14	22.23	22.19
	1	49	22.01	22.09	22.10
	25	0	21.88	22.03	21.95
	25	12	21.93	22.01	21.98
	25	25	21.82	21.97	21.89
	50	0	21.94	21.93	21.93
64QAM	1	0	21.59	21.74	21.64
	1	24	21.56	21.61	21.59
	1	49	21.49	21.62	21.61
	25	0	21.30	21.38	21.28
	25	12	21.21	21.37	21.30
	25	25	21.20	21.35	21.26
	50	0	21.22	21.31	21.31
256QAM	1	0	19.37	19.51	19.43
	1	24	19.35	19.40	19.41
	1	49	19.29	19.36	19.39
	25	0	18.78	19.33	18.88
	25	12	18.68	19.28	18.77
	25	25	18.66	19.33	18.73
	50	0	18.72	19.31	18.77

Output Power					
Modulation	Minimum Cond. Power (dBm)	Maximum Cond. Power (dBm)	Minimum EIRP (dBm)	Maximum EIRP (dBm)	EIRP Limit (dBm)
QPSK	22.41	23.65	21.41	22.65	33.01
16QAM	21.82	22.25	20.82	21.25	33.01
64QAM	21.2	21.74	20.2	20.74	33.01
256QAM	18.66	19.51	17.66	18.51	33.01

Note: EIRP (dBm) = Cond. Power (dBm) + Antenna Gain (dBi) + Array Gain (if applicable)

LTE Band 41 - Ant 5_PC2, Channel Bandwidth: 15 MHz

Modulation	RB Size	RB Offset	Measurement Conducted Power (dBm)		
			CH 39725	CH 40620	CH 41515
			2503.5 MHz	2593 MHz	2682.5 MHz
QPSK	1	0	23.52	23.65	23.60
	1	37	23.37	23.55	23.46
	1	74	23.33	23.42	23.37
	36	0	22.52	22.61	22.55
	36	19	22.48	22.52	22.54
	36	39	22.39	22.54	22.44
	75	0	22.42	22.56	22.55
16QAM	1	0	22.14	22.16	22.18
	1	37	22.08	22.18	22.13
	1	74	22.05	22.07	22.08
	36	0	21.90	22.07	21.99
	36	19	21.95	22.04	21.92
	36	39	21.85	21.98	21.92
	75	0	21.86	21.95	21.93
64QAM	1	0	21.63	21.67	21.65
	1	37	21.60	21.70	21.68
	1	74	21.54	21.57	21.57
	36	0	21.30	21.35	21.31
	36	19	21.25	21.35	21.31
	36	39	21.18	21.27	21.23
	75	0	21.27	21.35	21.29
256QAM	1	0	19.40	19.53	19.45
	1	37	19.31	19.45	19.41
	1	74	19.26	19.39	19.42
	36	0	18.72	19.40	18.88
	36	19	18.68	19.25	18.74
	36	39	18.69	19.31	18.72
	75	0	18.72	19.29	18.77

Output Power					
Modulation	Minimum Cond. Power (dBm)	Maximum Cond. Power (dBm)	Minimum EIRP (dBm)	Maximum EIRP (dBm)	EIRP Limit (dBm)
QPSK	22.39	23.65	21.39	22.65	33.01
16QAM	21.85	22.18	20.85	21.18	33.01
64QAM	21.18	21.7	20.18	20.7	33.01
256QAM	18.68	19.53	17.68	18.53	33.01

Note: EIRP (dBm) = Cond. Power (dBm) + Antenna Gain (dBi) + Array Gain (if applicable)

LTE Band 41 - Ant 5_PC2, Channel Bandwidth: 20 MHz

Modulation	RB Size	RB Offset	Measurement Conducted Power (dBm)		
			CH 39750	CH 40620	CH 41490
			2506 MHz	2593 MHz	2680 MHz
QPSK	1	0	23.58	23.67	23.64
	1	50	23.46	23.55	23.52
	1	99	23.38	23.47	23.44
	50	0	22.54	22.63	22.60
	50	25	22.51	22.60	22.57
	50	50	22.48	22.57	22.54
	100	0	22.50	22.59	22.56
16QAM	1	0	22.16	22.25	22.22
	1	50	22.14	22.23	22.20
	1	99	22.07	22.16	22.13
	50	0	21.98	22.07	22.04
	50	25	21.96	22.05	22.02
	50	50	21.92	22.01	21.98
	100	0	21.94	22.03	22.00
64QAM	1	0	21.66	21.75	21.72
	1	50	21.62	21.71	21.68
	1	99	21.58	21.67	21.64
	50	0	21.31	21.40	21.37
	50	25	21.29	21.38	21.35
	50	50	21.27	21.36	21.33
	100	0	21.30	21.39	21.36
256QAM	1	0	19.46	19.55	19.52
	1	50	19.40	19.49	19.46
	1	99	19.36	19.45	19.42
	50	0	18.82	19.41	18.88
	50	25	18.76	19.35	18.82
	50	50	18.74	19.33	18.80
	100	0	18.75	19.34	18.81

Output Power					
Modulation	Minimum Cond. Power (dBm)	Maximum Cond. Power (dBm)	Minimum EIRP (dBm)	Maximum EIRP (dBm)	EIRP Limit (dBm)
QPSK	22.48	23.67	21.48	22.67	33.01
16QAM	21.92	22.25	20.92	21.25	33.01
64QAM	21.27	21.75	20.27	20.75	33.01
256QAM	18.74	19.55	17.74	18.55	33.01

Note: EIRP (dBm) = Cond. Power (dBm) + Antenna Gain (dBi) + Array Gain (if applicable)

LTE Band 41 - Ant 5_PC3, Channel Bandwidth: 5 MHz

Modulation	RB Size	RB Offset	Measurement Conducted Power (dBm)		
			CH 39675	CH 40620	CH 41565
			2498.5 MHz	2593 MHz	2687.5 MHz
QPSK	1	0	21.58	21.75	21.69
	1	12	21.43	21.65	21.55
	1	24	21.42	21.65	21.56
	12	0	20.65	20.79	20.71
	12	6	20.53	20.71	20.70
	12	13	20.51	20.69	20.58
	25	0	20.54	20.75	20.64
16QAM	1	0	20.34	20.48	20.46
	1	12	20.28	20.42	20.36
	1	24	20.20	20.28	20.31
	12	0	19.76	19.85	19.81
	12	6	19.70	19.92	19.81
	12	13	19.70	19.84	19.76
	25	0	19.73	19.96	19.91
64QAM	1	0	19.33	19.55	19.49
	1	12	19.21	19.36	19.39
	1	24	19.24	19.37	19.32
	12	0	18.84	18.96	18.89
	12	6	18.76	18.92	18.80
	12	13	18.70	18.81	18.72
	25	0	18.63	18.78	18.81
256QAM	1	0	16.67	16.84	16.84
	1	12	16.68	16.81	16.81
	1	24	16.63	16.75	16.72
	12	0	16.92	17.08	17.07
	12	6	16.88	17.05	16.94
	12	13	16.82	16.97	16.90
	25	0	16.83	16.91	16.88

Output Power					
Modulation	Minimum Cond. Power (dBm)	Maximum Cond. Power (dBm)	Minimum EIRP (dBm)	Maximum EIRP (dBm)	EIRP Limit (dBm)
QPSK	20.51	21.75	19.51	20.75	33.01
16QAM	19.7	20.48	18.7	19.48	33.01
64QAM	18.63	19.55	17.63	18.55	33.01
256QAM	16.63	17.08	15.63	16.08	33.01

Note: EIRP (dBm) = Cond. Power (dBm) + Antenna Gain (dBi) + Array Gain (if applicable)

LTE Band 41 - Ant 5_PC3, Channel Bandwidth: 10 MHz

Modulation	RB Size	RB Offset	Measurement Conducted Power (dBm)		
			CH 39700	CH 40620	CH 41540
			2501 MHz	2593 MHz	2685 MHz
QPSK	1	0	21.62	21.70	21.63
	1	24	21.52	21.67	21.54
	1	49	21.49	21.62	21.52
	25	0	20.65	20.71	20.73
	25	12	20.52	20.71	20.67
	25	25	20.56	20.67	20.65
	50	0	20.56	20.69	20.70
16QAM	1	0	20.33	20.47	20.39
	1	24	20.22	20.36	20.40
	1	49	20.17	20.28	20.31
	25	0	19.71	19.87	19.81
	25	12	19.73	19.91	19.87
	25	25	19.63	19.77	19.76
	50	0	19.79	19.97	19.83
64QAM	1	0	19.36	19.51	19.44
	1	24	19.24	19.43	19.36
	1	49	19.24	19.32	19.27
	25	0	18.74	18.89	18.84
	25	12	18.79	18.90	18.82
	25	25	18.67	18.81	18.78
	50	0	18.69	18.81	18.78
256QAM	1	0	16.67	16.82	16.83
	1	24	16.73	16.84	16.73
	1	49	16.64	16.74	16.73
	25	0	16.96	17.07	17.08
	25	12	16.89	17.00	16.99
	25	25	16.83	16.93	16.90
	50	0	16.79	16.99	16.88

Output Power					
Modulation	Minimum Cond. Power (dBm)	Maximum Cond. Power (dBm)	Minimum EIRP (dBm)	Maximum EIRP (dBm)	EIRP Limit (dBm)
QPSK	20.52	21.7	19.52	20.7	33.01
16QAM	19.63	20.47	18.63	19.47	33.01
64QAM	18.67	19.51	17.67	18.51	33.01
256QAM	16.64	17.08	15.64	16.08	33.01

Note: EIRP (dBm) = Cond. Power (dBm) + Antenna Gain (dBi) + Array Gain (if applicable)

LTE Band 41 - Ant 5_PC3, Channel Bandwidth: 15 MHz

Modulation	RB Size	RB Offset	Measurement Conducted Power (dBm)		
			CH 39725	CH 40620	CH 41515
			2503.5 MHz	2593 MHz	2682.5 MHz
QPSK	1	0	21.58	21.68	21.69
	1	37	21.47	21.62	21.61
	1	74	21.48	21.62	21.51
	36	0	20.62	20.71	20.69
	36	19	20.59	20.69	20.62
	36	39	20.56	20.65	20.58
	75	0	20.57	20.70	20.62
16QAM	1	0	20.28	20.42	20.38
	1	37	20.25	20.40	20.40
	1	74	20.16	20.34	20.25
	36	0	19.73	19.89	19.81
	36	19	19.74	19.84	19.84
	36	39	19.64	19.86	19.81
	75	0	19.81	19.97	19.84
64QAM	1	0	19.39	19.51	19.48
	1	37	19.30	19.35	19.40
	1	74	19.25	19.38	19.27
	36	0	18.77	18.94	18.86
	36	19	18.77	18.88	18.84
	36	39	18.68	18.83	18.72
	75	0	18.68	18.86	18.80
256QAM	1	0	16.70	16.89	16.75
	1	37	16.73	16.83	16.74
	1	74	16.63	16.80	16.70
	36	0	16.97	17.15	17.10
	36	19	16.91	17.04	16.96
	36	39	16.78	16.92	16.92
	75	0	16.79	16.89	16.87

Output Power					
Modulation	Minimum Cond. Power (dBm)	Maximum Cond. Power (dBm)	Minimum EIRP (dBm)	Maximum EIRP (dBm)	EIRP Limit (dBm)
QPSK	20.56	21.69	19.56	20.69	33.01
16QAM	19.64	20.42	18.64	19.42	33.01
64QAM	18.68	19.51	17.68	18.51	33.01
256QAM	16.63	17.15	15.63	16.15	33.01

Note: EIRP (dBm) = Cond. Power (dBm) + Antenna Gain (dBi) + Array Gain (if applicable)

LTE Band 41 - Ant 5_PC3, Channel Bandwidth: 20 MHz

Modulation	RB Size	RB Offset	Measurement Conducted Power (dBm)		
			CH 39750	CH 40620	CH 41490
			2506 MHz	2593 MHz	2680 MHz
QPSK	1	0	21.63	21.77	21.72
	1	50	21.53	21.67	21.62
	1	99	21.51	21.65	21.60
	50	0	20.65	20.79	20.74
	50	25	20.62	20.76	20.71
	50	50	20.59	20.73	20.68
	100	0	20.63	20.77	20.72
16QAM	1	0	20.38	20.52	20.47
	1	50	20.31	20.45	20.40
	1	99	20.23	20.37	20.32
	50	0	19.79	19.93	19.88
	50	25	19.78	19.92	19.87
	50	50	19.72	19.86	19.81
	100	0	19.83	19.97	19.92
64QAM	1	0	19.42	19.56	19.51
	1	50	19.31	19.45	19.40
	1	99	19.26	19.40	19.35
	50	0	18.84	18.98	18.93
	50	25	18.81	18.95	18.90
	50	50	18.72	18.86	18.81
	100	0	18.73	18.87	18.82
256QAM	1	0	16.75	16.89	16.84
	1	50	16.73	16.87	16.82
	1	99	16.66	16.80	16.75
	50	0	17.02	17.16	17.11
	50	25	16.95	17.09	17.04
	50	50	16.83	16.97	16.92
	100	0	16.85	16.99	16.94

Output Power					
Modulation	Minimum Cond. Power (dBm)	Maximum Cond. Power (dBm)	Minimum EIRP (dBm)	Maximum EIRP (dBm)	EIRP Limit (dBm)
QPSK	20.59	21.77	19.59	20.77	33.01
16QAM	19.72	20.52	18.72	19.52	33.01
64QAM	18.72	19.56	17.72	18.56	33.01
256QAM	16.66	17.16	15.66	16.16	33.01

Note: EIRP (dBm) = Cond. Power (dBm) + Antenna Gain (dBi) + Array Gain (if applicable)

LTE Band 41 - Ant 6, Channel Bandwidth: 5 MHz

Modulation	RB Size	RB Offset	Measurement Conducted Power (dBm)		
			CH 39675	CH 40620	CH 41565
			2498.5 MHz	2593 MHz	2687.5 MHz
QPSK	1	0	22.70	22.85	22.71
	1	12	22.68	22.72	22.64
	1	24	22.60	22.67	22.61
	12	0	21.64	21.66	21.52
	12	6	21.58	21.68	21.54
	12	13	20.74	20.81	20.71
	25	0	21.44	21.47	21.32
16QAM	1	0	21.12	21.29	21.16
	1	12	21.10	21.23	21.08
	1	24	21.05	21.19	21.06
	12	0	20.60	20.73	20.58
	12	6	20.56	20.60	20.53
	12	13	20.45	20.57	20.37
	25	0	20.51	20.60	20.45
64QAM	1	0	20.64	20.76	20.63
	1	12	20.66	20.74	20.51
	1	24	20.51	20.62	20.45
	12	0	19.75	19.83	19.70
	12	6	19.64	19.73	19.67
	12	13	19.61	19.72	19.62
	25	0	19.69	19.79	19.63
256QAM	1	0	17.34	17.43	17.26
	1	12	17.26	17.29	17.21
	1	24	17.20	17.32	17.17
	12	0	17.14	17.31	17.17
	12	6	17.20	17.23	17.10
	12	13	17.15	17.21	17.11
	25	0	17.24	17.35	17.20

Output Power					
Modulation	Minimum Cond. Power (dBm)	Maximum Cond. Power (dBm)	Minimum EIRP (dBm)	Maximum EIRP (dBm)	EIRP Limit (dBm)
QPSK	20.71	22.85	21.21	23.35	33.01
16QAM	20.37	21.29	20.87	21.79	33.01
64QAM	19.61	20.76	20.11	21.26	33.01
256QAM	17.1	17.43	17.6	17.93	33.01

Note: EIRP (dBm) = Cond. Power (dBm) + Antenna Gain (dBi) + Array Gain (if applicable)

LTE Band 41 - Ant 6, Channel Bandwidth: 10 MHz

Modulation	RB Size	RB Offset	Measurement Conducted Power (dBm)		
			CH 39700	CH 40620	CH 41540
			2501 MHz	2593 MHz	2685 MHz
QPSK	1	0	22.72	22.79	22.66
	1	24	22.61	22.75	22.58
	1	49	22.67	22.73	22.58
	25	0	21.57	21.69	21.54
	25	12	21.57	21.60	21.45
	25	25	20.79	20.88	20.71
	50	0	21.42	21.49	21.34
16QAM	1	0	21.15	21.25	21.15
	1	24	21.08	21.24	21.04
	1	49	21.06	21.11	21.02
	25	0	20.56	20.69	20.58
	25	12	20.55	20.64	20.53
	25	25	20.50	20.60	20.44
	50	0	20.56	20.64	20.45
64QAM	1	0	20.71	20.80	20.62
	1	24	20.59	20.70	20.60
	1	49	20.58	20.65	20.50
	25	0	19.68	19.80	19.71
	25	12	19.63	19.75	19.65
	25	25	19.67	19.71	19.59
	50	0	19.73	19.77	19.68
256QAM	1	0	17.31	17.44	17.25
	1	24	17.19	17.31	17.17
	1	49	17.23	17.31	17.13
	25	0	17.21	17.29	17.12
	25	12	17.18	17.33	17.18
	25	25	17.10	17.26	17.11
	50	0	17.24	17.33	17.18

Output Power					
Modulation	Minimum Cond. Power (dBm)	Maximum Cond. Power (dBm)	Minimum EIRP (dBm)	Maximum EIRP (dBm)	EIRP Limit (dBm)
QPSK	20.71	22.79	21.21	23.29	33.01
16QAM	20.44	21.25	20.94	21.75	33.01
64QAM	19.59	20.8	20.09	21.3	33.01
256QAM	17.1	17.44	17.6	17.94	33.01

Note: EIRP (dBm) = Cond. Power (dBm) + Antenna Gain (dBi) + Array Gain (if applicable)

LTE Band 41 - Ant 6, Channel Bandwidth: 15 MHz

Modulation	RB Size	RB Offset	Measurement Conducted Power (dBm)		
			CH 39725	CH 40620	CH 41515
			2503.5 MHz	2593 MHz	2682.5 MHz
QPSK	1	0	22.67	22.78	22.67
	1	37	22.62	22.78	22.63
	1	74	22.59	22.76	22.53
	36	0	21.59	21.64	21.51
	36	19	21.57	21.67	21.52
	36	39	20.79	20.87	20.68
	75	0	21.43	21.56	21.40
16QAM	1	0	21.22	21.24	21.08
	1	37	21.12	21.18	21.09
	1	74	21.07	21.14	21.04
	36	0	20.57	20.68	20.54
	36	19	20.54	20.58	20.52
	36	39	20.45	20.58	20.38
	75	0	20.57	20.67	20.43
64QAM	1	0	20.66	20.82	20.63
	1	37	20.66	20.69	20.51
	1	74	20.50	20.65	20.45
	36	0	19.67	19.84	19.64
	36	19	19.69	19.77	19.59
	36	39	19.67	19.74	19.63
	75	0	19.73	19.83	19.63
256QAM	1	0	17.26	17.41	17.19
	1	37	17.19	17.34	17.23
	1	74	17.17	17.35	17.17
	36	0	17.14	17.25	17.12
	36	19	17.18	17.29	17.17
	36	39	17.12	17.28	17.13
	75	0	17.17	17.35	17.12

Output Power					
Modulation	Minimum Cond. Power (dBm)	Maximum Cond. Power (dBm)	Minimum EIRP (dBm)	Maximum EIRP (dBm)	EIRP Limit (dBm)
QPSK	20.68	22.78	21.18	23.28	33.01
16QAM	20.38	21.24	20.88	21.74	33.01
64QAM	19.59	20.82	20.09	21.32	33.01
256QAM	17.12	17.41	17.62	17.91	33.01

Note: EIRP (dBm) = Cond. Power (dBm) + Antenna Gain (dBi) + Array Gain (if applicable)

LTE Band 41 - Ant 6, Channel Bandwidth: 20 MHz

Modulation	RB Size	RB Offset	Measurement Conducted Power (dBm)		
			CH 39750	CH 40620	CH 41490
			2506 MHz	2593 MHz	2680 MHz
QPSK	1	0	22.76	22.86	22.71
	1	50	22.71	22.81	22.66
	1	99	22.67	22.77	22.62
	50	0	21.64	21.74	21.59
	50	25	21.59	21.69	21.54
	50	50	20.81	20.91	20.76
	100	0	21.47	21.57	21.42
16QAM	1	0	21.22	21.32	21.17
	1	50	21.17	21.27	21.12
	1	99	21.11	21.21	21.06
	50	0	20.65	20.75	20.60
	50	25	20.58	20.68	20.53
	50	50	20.51	20.61	20.46
	100	0	20.57	20.67	20.52
64QAM	1	0	20.73	20.83	20.68
	1	50	20.66	20.76	20.61
	1	99	20.59	20.69	20.54
	50	0	19.76	19.86	19.71
	50	25	19.72	19.82	19.67
	50	50	19.68	19.78	19.63
	100	0	19.74	19.84	19.69
256QAM	1	0	17.34	17.44	17.29
	1	50	17.29	17.39	17.24
	1	99	17.25	17.35	17.20
	50	0	17.24	17.34	17.19
	50	25	17.23	17.33	17.18
	50	50	17.19	17.29	17.14
	100	0	17.25	17.35	17.20

Output Power					
Modulation	Minimum Cond. Power (dBm)	Maximum Cond. Power (dBm)	Minimum EIRP (dBm)	Maximum EIRP (dBm)	EIRP Limit (dBm)
QPSK	20.76	22.86	21.26	23.36	33.01
16QAM	20.46	21.32	20.96	21.82	33.01
64QAM	19.63	20.83	20.13	21.33	33.01
256QAM	17.14	17.44	17.64	17.94	33.01

Note: EIRP (dBm) = Cond. Power (dBm) + Antenna Gain (dBi) + Array Gain (if applicable)

7.1.15 LTE Band 66

LTE Band 66 - Ant 0, Channel Bandwidth: 1.4 MHz

Modulation	RB Size	RB Offset	Measurement Conducted Power (dBm)		
			CH 131979	CH 132322	CH 132665
			1710.7 MHz	1745 MHz	1779.3 MHz
QPSK	1	0	22.22	22.20	22.24
	1	2	22.28	22.12	22.15
	1	5	22.12	21.95	22.02
	3	0	21.58	21.51	21.51
	3	1	21.61	21.49	21.50
	3	3	21.57	21.50	21.53
	6	0	21.59	21.49	21.54
16QAM	1	0	21.76	21.68	21.76
	1	2	21.75	21.65	21.74
	1	5	21.73	21.63	21.66
	3	0	20.59	20.49	20.58
	3	1	20.58	20.47	20.52
	3	3	20.51	20.54	20.53
	6	0	20.76	20.62	20.71
64QAM	1	0	20.91	20.68	20.84
	1	2	20.89	20.79	20.89
	1	5	20.96	20.86	20.83
	3	0	19.85	19.73	19.83
	3	1	19.84	19.76	19.82
	3	3	19.88	19.71	19.81
	6	0	19.87	19.76	19.79
256QAM	1	0	17.97	17.89	17.89
	1	2	17.87	17.89	17.90
	1	5	17.89	17.88	17.92
	3	0	17.87	17.63	17.77
	3	1	17.84	17.84	17.79
	3	3	17.77	17.78	17.78
	6	0	17.84	17.73	17.76

Output Power					
Modulation	Minimum Cond. Power (dBm)	Maximum Cond. Power (dBm)	Minimum EIRP (dBm)	Maximum EIRP (dBm)	EIRP Limit (dBm)
QPSK	21.49	22.28	20.49	21.28	30.00
16QAM	20.47	21.76	19.47	20.76	30.00
64QAM	19.71	20.96	18.71	19.96	30.00
256QAM	17.63	17.97	16.63	16.97	30.00

Note: EIRP (dBm) = Cond. Power (dBm) + Antenna Gain (dBi) + Array Gain (if applicable)

LTE Band 66 - Ant 0, Channel Bandwidth: 3 MHz

Modulation	RB Size	RB Offset	Measurement Conducted Power (dBm)		
			CH 131987	CH 132322	CH 132657
			1711.5 MHz	1745 MHz	1778.5 MHz
QPSK	1	0	22.29	22.20	22.16
	1	7	22.22	22.15	22.15
	1	14	22.15	22.03	22.10
	8	0	21.64	21.55	21.58
	8	3	21.60	21.52	21.45
	8	7	21.62	21.45	21.53
	15	0	21.59	21.49	21.52
16QAM	1	0	21.69	21.66	21.73
	1	7	21.68	21.70	21.68
	1	14	21.74	21.63	21.60
	8	0	20.66	20.51	20.55
	8	3	20.57	20.49	20.53
	8	7	20.57	20.55	20.57
	15	0	20.68	20.61	20.64
64QAM	1	0	20.90	20.70	20.78
	1	7	20.87	20.81	20.85
	1	14	20.92	20.81	20.85
	8	0	19.89	19.74	19.79
	8	3	19.84	19.82	19.84
	8	7	19.90	19.76	19.78
	15	0	19.90	19.76	19.77
256QAM	1	0	17.98	17.91	17.92
	1	7	17.95	17.84	17.88
	1	14	17.93	17.82	17.84
	8	0	17.88	17.65	17.72
	8	3	17.81	17.84	17.83
	8	7	17.83	17.72	17.80
	15	0	17.85	17.70	17.79

Output Power					
Modulation	Minimum Cond. Power (dBm)	Maximum Cond. Power (dBm)	Minimum EIRP (dBm)	Maximum EIRP (dBm)	EIRP Limit (dBm)
QPSK	21.45	22.29	20.45	21.29	30.00
16QAM	20.49	21.74	19.49	20.74	30.00
64QAM	19.74	20.92	18.74	19.92	30.00
256QAM	17.65	17.98	16.65	16.98	30.00

Note: EIRP (dBm) = Cond. Power (dBm) + Antenna Gain (dBi) + Array Gain (if applicable)

LTE Band 66 - Ant 0, Channel Bandwidth: 5 MHz

Modulation	RB Size	RB Offset	Measurement Conducted Power (dBm)		
			CH 131997	CH 132322	CH 132647
			1712.5 MHz	1745 MHz	1777.5 MHz
QPSK	1	0	22.21	22.13	22.25
	1	12	22.18	22.13	22.11
	1	24	22.21	22.00	22.09
	12	0	21.65	21.58	21.54
	12	6	21.53	21.54	21.52
	12	13	21.56	21.51	21.51
	25	0	21.56	21.53	21.47
16QAM	1	0	21.78	21.62	21.75
	1	12	21.76	21.69	21.72
	1	24	21.66	21.63	21.61
	12	0	20.64	20.48	20.57
	12	6	20.60	20.46	20.56
	12	13	20.60	20.51	20.56
	25	0	20.75	20.62	20.64
64QAM	1	0	20.87	20.71	20.83
	1	12	20.87	20.83	20.93
	1	24	20.86	20.81	20.91
	12	0	19.92	19.81	19.85
	12	6	19.83	19.77	19.82
	12	13	19.85	19.72	19.80
	25	0	19.86	19.80	19.81
256QAM	1	0	17.98	17.93	17.90
	1	12	17.92	17.91	17.86
	1	24	17.91	17.81	17.93
	12	0	17.82	17.69	17.71
	12	6	17.77	17.81	17.85
	12	13	17.83	17.72	17.77
	25	0	17.82	17.71	17.71

Output Power					
Modulation	Minimum Cond. Power (dBm)	Maximum Cond. Power (dBm)	Minimum EIRP (dBm)	Maximum EIRP (dBm)	EIRP Limit (dBm)
QPSK	21.47	22.25	20.47	21.25	30.00
16QAM	20.46	21.78	19.46	20.78	30.00
64QAM	19.72	20.93	18.72	19.93	30.00
256QAM	17.69	17.98	16.69	16.98	30.00

Note: EIRP (dBm) = Cond. Power (dBm) + Antenna Gain (dBi) + Array Gain (if applicable)

LTE Band 66 - Ant 0, Channel Bandwidth: 10 MHz

Modulation	RB Size	RB Offset	Measurement Conducted Power (dBm)		
			CH 132022	CH 132322	CH 132622
			1715 MHz	1745 MHz	1775 MHz
QPSK	1	0	22.29	22.17	22.23
	1	24	22.27	22.19	22.16
	1	49	22.12	22.04	22.10
	25	0	21.61	21.60	21.54
	25	12	21.61	21.50	21.45
	25	25	21.52	21.50	21.49
	50	0	21.61	21.53	21.49
16QAM	1	0	21.69	21.67	21.76
	1	24	21.69	21.71	21.75
	1	49	21.68	21.65	21.65
	25	0	20.58	20.53	20.52
	25	12	20.59	20.51	20.49
	25	25	20.61	20.47	20.57
	50	0	20.74	20.61	20.67
64QAM	1	0	20.87	20.69	20.78
	1	24	20.92	20.80	20.92
	1	49	20.91	20.85	20.92
	25	0	19.89	19.76	19.81
	25	12	19.89	19.78	19.76
	25	25	19.89	19.72	19.74
	50	0	19.91	19.75	19.77
256QAM	1	0	17.94	17.85	17.95
	1	24	17.86	17.85	17.95
	1	49	17.85	17.79	17.89
	25	0	17.84	17.68	17.71
	25	12	17.86	17.85	17.77
	25	25	17.86	17.79	17.75
	50	0	17.90	17.71	17.75

Output Power					
Modulation	Minimum Cond. Power (dBm)	Maximum Cond. Power (dBm)	Minimum EIRP (dBm)	Maximum EIRP (dBm)	EIRP Limit (dBm)
QPSK	21.45	22.29	20.45	21.29	30.00
16QAM	20.47	21.76	19.47	20.76	30.00
64QAM	19.72	20.92	18.72	19.92	30.00
256QAM	17.68	17.95	16.68	16.95	30.00

Note: EIRP (dBm) = Cond. Power (dBm) + Antenna Gain (dBi) + Array Gain (if applicable)

LTE Band 66 - Ant 0, Channel Bandwidth: 15 MHz

Modulation	RB Size	RB Offset	Measurement Conducted Power (dBm)		
			CH 132047	CH 132322	CH 132597
			1717.5 MHz	1745 MHz	1772.5 MHz
QPSK	1	0	22.22	22.20	22.25
	1	37	22.24	22.15	22.13
	1	74	22.12	22.03	22.07
	36	0	21.66	21.53	21.60
	36	19	21.53	21.53	21.52
	36	39	21.58	21.47	21.45
	75	0	21.55	21.56	21.48
16QAM	1	0	21.73	21.62	21.74
	1	37	21.72	21.66	21.67
	1	74	21.75	21.61	21.63
	36	0	20.58	20.45	20.55
	36	19	20.56	20.49	20.50
	36	39	20.60	20.50	20.51
	75	0	20.72	20.65	20.73
64QAM	1	0	20.92	20.73	20.78
	1	37	20.91	20.86	20.83
	1	74	20.95	20.81	20.85
	36	0	19.83	19.83	19.84
	36	19	19.79	19.82	19.80
	36	39	19.82	19.81	19.79
	75	0	19.84	19.82	19.82
256QAM	1	0	17.97	17.83	17.92
	1	37	17.95	17.87	17.92
	1	74	17.88	17.86	17.88
	36	0	17.85	17.69	17.80
	36	19	17.77	17.85	17.77
	36	39	17.79	17.78	17.77
	75	0	17.86	17.75	17.76

Output Power					
Modulation	Minimum Cond. Power (dBm)	Maximum Cond. Power (dBm)	Minimum EIRP (dBm)	Maximum EIRP (dBm)	EIRP Limit (dBm)
QPSK	21.45	22.25	20.45	21.25	30.00
16QAM	20.45	21.75	19.45	20.75	30.00
64QAM	19.79	20.95	18.79	19.95	30.00
256QAM	17.69	17.97	16.69	16.97	30.00

Note: EIRP (dBm) = Cond. Power (dBm) + Antenna Gain (dBi) + Array Gain (if applicable)

LTE Band 66 - Ant 0, Channel Bandwidth: 20 MHz

Modulation	RB Size	RB Offset	Measurement Conducted Power (dBm)		
			CH 132072	CH 132322	CH 132572
			1720 MHz	1745 MHz	1770 MHz
QPSK	1	0	22.31	22.22	22.26
	1	50	22.28	22.19	22.21
	1	99	22.21	22.05	22.12
	50	0	21.67	21.60	21.60
	50	25	21.63	21.54	21.55
	50	50	21.62	21.52	21.54
	100	0	21.65	21.57	21.57
16QAM	1	0	21.79	21.70	21.77
	1	50	21.76	21.73	21.75
	1	99	21.75	21.67	21.68
	50	0	20.68	20.55	20.60
	50	25	20.66	20.53	20.56
	50	50	20.61	20.55	20.60
	100	0	20.76	20.66	20.74
64QAM	1	0	20.97	20.78	20.87
	1	50	20.93	20.89	20.93
	1	99	20.96	20.90	20.92
	50	0	19.92	19.83	19.86
	50	25	19.89	19.83	19.84
	50	50	19.91	19.81	19.83
	100	0	19.93	19.82	19.85
256QAM	1	0	17.98	17.93	17.95
	1	50	17.96	17.92	17.96
	1	99	17.95	17.89	17.93
	50	0	17.89	17.72	17.80
	50	25	17.87	17.85	17.87
	50	50	17.86	17.82	17.83
	100	0	17.91	17.76	17.81

Output Power					
Modulation	Minimum Cond. Power (dBm)	Maximum Cond. Power (dBm)	Minimum EIRP (dBm)	Maximum EIRP (dBm)	EIRP Limit (dBm)
QPSK	21.52	22.31	20.52	21.31	30.00
16QAM	20.53	21.79	19.53	20.79	30.00
64QAM	19.81	20.97	18.81	19.97	30.00
256QAM	17.72	17.98	16.72	16.98	30.00

Note: EIRP (dBm) = Cond. Power (dBm) + Antenna Gain (dBi) + Array Gain (if applicable)

LTE Band 66 - Ant 7, Channel Bandwidth: 1.4 MHz

Modulation	RB Size	RB Offset	Measurement Conducted Power (dBm)		
			CH 131979	CH 132322	CH 132665
			1710.7 MHz	1745 MHz	1779.3 MHz
QPSK	1	0	21.82	21.88	21.85
	1	2	21.80	21.70	21.79
	1	5	21.76	21.76	21.66
	3	0	22.37	22.28	22.23
	3	1	22.27	22.17	22.20
	3	3	22.35	22.14	22.19
	6	0	21.31	21.26	21.05
16QAM	1	0	21.12	21.15	21.09
	1	2	21.27	21.22	21.22
	1	5	21.31	21.23	21.19
	3	0	21.39	21.16	21.22
	3	1	21.30	21.25	21.20
	3	3	21.30	21.19	21.20
	6	0	20.32	20.20	20.18
64QAM	1	0	20.18	20.25	20.12
	1	2	20.34	20.32	20.21
	1	5	20.30	20.21	20.23
	3	0	20.53	20.46	20.45
	3	1	20.62	20.60	20.39
	3	3	20.52	20.56	20.53
	6	0	19.63	19.47	19.48
256QAM	1	0	17.09	17.09	17.13
	1	2	17.03	17.13	17.12
	1	5	17.10	16.96	16.91
	3	0	17.79	17.72	17.72
	3	1	17.74	17.62	17.77
	3	3	17.68	17.68	17.69
	6	0	17.75	17.72	17.63

Output Power					
Modulation	Minimum Cond. Power (dBm)	Maximum Cond. Power (dBm)	Minimum EIRP (dBm)	Maximum EIRP (dBm)	EIRP Limit (dBm)
QPSK	21.05	22.37	19.05	20.37	30.00
16QAM	20.18	21.39	18.18	19.39	30.00
64QAM	19.47	20.62	17.47	18.62	30.00
256QAM	16.91	17.79	14.91	15.79	30.00

Note: EIRP (dBm) = Cond. Power (dBm) + Antenna Gain (dBi) + Array Gain (if applicable)

LTE Band 66 - Ant 7, Channel Bandwidth: 3 MHz

Modulation	RB Size	RB Offset	Measurement Conducted Power (dBm)		
			CH 131987	CH 132322	CH 132657
			1711.5 MHz	1745 MHz	1778.5 MHz
QPSK	1	0	21.77	21.80	21.75
	1	7	21.88	21.77	21.69
	1	14	21.90	21.70	21.64
	8	0	21.29	21.24	21.34
	8	3	21.26	21.20	21.22
	8	7	21.38	21.12	21.10
	15	0	21.35	21.25	21.05
16QAM	1	0	21.20	21.14	21.20
	1	7	21.28	21.22	21.29
	1	14	21.17	21.16	21.12
	8	0	20.35	20.20	20.20
	8	3	20.33	20.18	20.23
	8	7	20.33	20.25	20.24
	15	0	20.27	20.23	20.27
64QAM	1	0	20.18	20.12	20.04
	1	7	20.33	20.21	20.14
	1	14	20.26	20.24	20.13
	8	0	19.59	19.44	19.43
	8	3	19.60	19.52	19.53
	8	7	19.56	19.46	19.56
	15	0	19.54	19.47	19.53
256QAM	1	0	17.02	17.04	17.02
	1	7	17.03	17.08	17.08
	1	14	17.12	16.95	16.99
	8	0	17.76	17.67	17.75
	8	3	17.80	17.76	17.75
	8	7	17.70	17.76	17.68
	15	0	17.82	17.65	17.68

Output Power					
Modulation	Minimum Cond. Power (dBm)	Maximum Cond. Power (dBm)	Minimum EIRP (dBm)	Maximum EIRP (dBm)	EIRP Limit (dBm)
QPSK	21.05	21.9	19.05	19.9	30.00
16QAM	20.18	21.29	18.18	19.29	30.00
64QAM	19.43	20.33	17.43	18.33	30.00
256QAM	16.95	17.82	14.95	15.82	30.00

Note: EIRP (dBm) = Cond. Power (dBm) + Antenna Gain (dBi) + Array Gain (if applicable)

LTE Band 66 - Ant 7, Channel Bandwidth: 5 MHz

Modulation	RB Size	RB Offset	Measurement Conducted Power (dBm)		
			CH 131997	CH 132322	CH 132647
			1712.5 MHz	1745 MHz	1777.5 MHz
QPSK	1	0	21.83	21.93	21.76
	1	12	21.80	21.79	21.74
	1	24	21.76	21.77	21.59
	12	0	21.40	21.33	21.26
	12	6	21.26	21.12	21.04
	12	13	21.38	21.13	21.00
	25	0	21.30	21.32	21.03
16QAM	1	0	21.13	21.03	21.11
	1	12	21.24	21.23	21.31
	1	24	21.19	21.16	21.10
	12	0	20.28	20.17	20.28
	12	6	20.31	20.14	20.29
	12	13	20.26	20.24	20.26
	25	0	20.25	20.20	20.26
64QAM	1	0	20.31	20.15	20.06
	1	12	20.21	20.19	20.14
	1	24	20.25	20.20	20.23
	12	0	19.65	19.57	19.57
	12	6	19.64	19.51	19.41
	12	13	19.42	19.59	19.47
	25	0	19.55	19.52	19.53
256QAM	1	0	17.08	17.04	17.14
	1	12	17.00	17.08	17.09
	1	24	17.11	16.92	16.91
	12	0	17.72	17.59	17.67
	12	6	17.76	17.67	17.74
	12	13	17.76	17.67	17.72
	25	0	17.70	17.77	17.61

Output Power					
Modulation	Minimum Cond. Power (dBm)	Maximum Cond. Power (dBm)	Minimum EIRP (dBm)	Maximum EIRP (dBm)	EIRP Limit (dBm)
QPSK	21	21.93	19	19.93	30.00
16QAM	20.14	21.31	18.14	19.31	30.00
64QAM	19.41	20.31	17.41	18.31	30.00
256QAM	16.91	17.77	14.91	15.77	30.00

Note: EIRP (dBm) = Cond. Power (dBm) + Antenna Gain (dBi) + Array Gain (if applicable)

LTE Band 66 - Ant 7, Channel Bandwidth: 10 MHz

Modulation	RB Size	RB Offset	Measurement Conducted Power (dBm)		
			CH 132022	CH 132322	CH 132622
			1715 MHz	1745 MHz	1775 MHz
QPSK	1	0	21.88	21.85	21.86
	1	24	21.84	21.74	21.76
	1	49	21.77	21.74	21.60
	25	0	21.31	21.21	21.29
	25	12	21.21	21.18	21.12
	25	25	21.37	21.13	21.07
	50	0	21.33	21.38	21.06
16QAM	1	0	21.27	21.05	21.08
	1	24	21.30	21.24	21.23
	1	49	21.20	21.14	21.15
	25	0	20.30	20.22	20.21
	25	12	20.30	20.18	20.17
	25	25	20.21	20.24	20.20
	50	0	20.26	20.26	20.21
64QAM	1	0	20.20	20.18	20.02
	1	24	20.34	20.24	20.24
	1	49	20.35	20.25	20.14
	25	0	19.61	19.50	19.46
	25	12	19.53	19.61	19.40
	25	25	19.47	19.58	19.41
	50	0	19.55	19.43	19.45
256QAM	1	0	17.10	17.05	17.11
	1	24	17.13	17.06	17.15
	1	49	17.05	17.00	16.87
	25	0	17.74	17.68	17.72
	25	12	17.71	17.66	17.77
	25	25	17.67	17.70	17.76
	50	0	17.79	17.65	17.69

Output Power					
Modulation	Minimum Cond. Power (dBm)	Maximum Cond. Power (dBm)	Minimum EIRP (dBm)	Maximum EIRP (dBm)	EIRP Limit (dBm)
QPSK	21.06	21.88	19.06	19.88	30.00
16QAM	20.17	21.3	18.17	19.3	30.00
64QAM	19.4	20.35	17.4	18.35	30.00
256QAM	16.87	17.79	14.87	15.79	30.00

Note: EIRP (dBm) = Cond. Power (dBm) + Antenna Gain (dBi) + Array Gain (if applicable)

LTE Band 66 - Ant 7, Channel Bandwidth: 15 MHz

Modulation	RB Size	RB Offset	Measurement Conducted Power (dBm)		
			CH 132047	CH 132322	CH 132597
			1717.5 MHz	1745 MHz	1772.5 MHz
QPSK	1	0	21.90	21.94	21.87
	1	37	21.93	21.81	21.80
	1	74	21.90	21.79	21.71
	36	0	21.41	21.36	21.36
	36	19	21.31	21.25	21.27
	36	39	21.41	21.25	21.22
	75	0	21.43	21.38	21.20
16QAM	1	0	21.27	21.18	21.20
	1	37	21.30	21.29	21.34
	1	74	21.31	21.28	21.20
	36	0	20.42	20.30	20.33
	36	19	20.42	20.26	20.29
	36	39	20.35	20.30	20.30
	75	0	20.37	20.35	20.32
64QAM	1	0	20.32	20.27	20.17
	1	37	20.35	20.33	20.24
	1	74	20.38	20.35	20.28
	36	0	19.65	19.59	19.58
	36	19	19.64	19.61	19.53
	36	39	19.56	19.60	19.56
	75	0	19.67	19.58	19.55
256QAM	1	0	17.16	17.18	17.14
	1	37	17.13	17.15	17.16
	1	74	17.15	17.03	17.01
	36	0	17.86	17.72	17.77
	36	19	17.81	17.77	17.77
	36	39	17.79	17.81	17.79
	75	0	17.82	17.79	17.74

Output Power					
Modulation	Minimum Cond. Power (dBm)	Maximum Cond. Power (dBm)	Minimum EIRP (dBm)	Maximum EIRP (dBm)	EIRP Limit (dBm)
QPSK	21.2	21.94	19.2	19.94	30.00
16QAM	20.26	21.34	18.26	19.34	30.00
64QAM	19.53	20.38	17.53	18.38	30.00
256QAM	17.01	17.86	15.01	15.86	30.00

Note: EIRP (dBm) = Cond. Power (dBm) + Antenna Gain (dBi) + Array Gain (if applicable)

LTE Band 66 - Ant 7, Channel Bandwidth: 20 MHz

Modulation	RB Size	RB Offset	Measurement Conducted Power (dBm)		
			CH 132072	CH 132322	CH 132572
			1720 MHz	1745 MHz	1770 MHz
QPSK	1	0	21.98	21.95	21.91
	1	50	21.93	21.91	21.85
	1	99	21.92	21.84	21.81
	50	0	21.43	21.39	21.36
	50	25	21.38	21.30	21.29
	50	50	21.41	21.32	21.28
	100	0	21.45	21.39	21.30
16QAM	1	0	21.31	21.28	21.22
	1	50	21.36	21.35	21.35
	1	99	21.32	21.31	21.24
	50	0	20.46	20.39	20.34
	50	25	20.45	20.35	20.34
	50	50	20.41	20.34	20.34
	100	0	20.45	20.44	20.35
64QAM	1	0	20.37	20.27	20.25
	1	50	20.38	20.33	20.29
	1	99	20.43	20.38	20.38
	50	0	19.72	19.67	19.61
	50	25	19.68	19.62	19.62
	50	50	19.65	19.61	19.59
	100	0	19.69	19.65	19.63
256QAM	1	0	17.23	17.19	17.19
	1	50	17.22	17.20	17.20
	1	99	17.17	17.09	17.07
	50	0	17.89	17.80	17.78
	50	25	17.83	17.83	17.80
	50	50	17.85	17.85	17.82
	100	0	17.91	17.81	17.76

Output Power					
Modulation	Minimum Cond. Power (dBm)	Maximum Cond. Power (dBm)	Minimum EIRP (dBm)	Maximum EIRP (dBm)	EIRP Limit (dBm)
QPSK	21.28	21.98	19.28	19.98	30.00
16QAM	20.34	21.36	18.34	19.36	30.00
64QAM	19.59	20.43	17.59	18.43	30.00
256QAM	17.07	17.91	15.07	15.91	30.00

Note: EIRP (dBm) = Cond. Power (dBm) + Antenna Gain (dBi) + Array Gain (if applicable)

7.1.16 LTE Band 71

LTE Band 71 - Ant 0, Channel Bandwidth: 5 MHz

Modulation	RB Size	RB Offset	Measurement Conducted Power (dBm)		
			CH 133147	CH 133297	CH 133447
			665.5 MHz	680.5 MHz	695.5 MHz
QPSK	1	0	21.85	21.92	21.78
	1	12	21.78	21.84	21.80
	1	24	21.71	21.81	21.67
	12	0	20.57	20.63	20.53
	12	6	20.47	20.56	20.39
	12	13	20.41	20.50	20.34
	25	0	20.42	20.44	20.39
16QAM	1	0	20.86	20.92	20.73
	1	12	20.95	20.88	20.78
	1	24	20.75	20.82	20.66
	12	0	19.38	19.42	19.34
	12	6	19.31	19.40	19.34
	12	13	19.41	19.36	19.39
	25	0	19.33	19.41	19.27
64QAM	1	0	19.89	19.92	19.90
	1	12	19.83	19.84	19.84
	1	24	19.85	19.90	19.76
	12	0	18.16	18.28	18.16
	12	6	18.17	18.17	18.04
	12	13	18.13	18.27	18.17
	25	0	18.13	18.26	18.09
256QAM	1	0	16.35	16.48	16.41
	1	12	16.31	16.45	16.29
	1	24	16.40	16.43	16.33
	12	0	16.59	16.54	16.55
	12	6	16.49	16.61	16.43
	12	13	16.52	16.52	16.50
	25	0	16.45	16.50	16.43

Output Power					
Modulation	Minimum Cond. Power (dBm)	Maximum Cond. Power (dBm)	Minimum ERP (dBm)	Maximum ERP (dBm)	ERP Limit (dBm)
QPSK	20.34	21.92	16.69	18.27	34.77
16QAM	19.27	20.95	15.62	17.3	34.77
64QAM	18.04	19.92	14.39	16.27	34.77
256QAM	16.29	16.61	12.64	12.96	34.77

Note: EIRP (dBm) = Cond. Power (dBm) + Antenna Gain (dBi) + Array Gain (if applicable)
ERP (dBm) = EIRP (dBm) - 2.15

LTE Band 71 - Ant 0, Channel Bandwidth: 10 MHz

Modulation	RB Size	RB Offset	Measurement Conducted Power (dBm)		
			CH 133172	CH 133297	CH 133422
			668 MHz	680.5 MHz	693 MHz
QPSK	1	0	21.85	21.90	21.77
	1	24	21.78	21.90	21.79
	1	49	21.77	21.76	21.67
	25	0	20.57	20.58	20.60
	25	12	20.51	20.54	20.35
	25	25	20.40	20.47	20.32
	50	0	20.42	20.48	20.44
16QAM	1	0	20.88	20.94	20.71
	1	24	20.86	20.90	20.83
	1	49	20.80	20.82	20.76
	25	0	19.34	19.44	19.26
	25	12	19.36	19.39	19.37
	25	25	19.35	19.36	19.34
	50	0	19.33	19.41	19.35
64QAM	1	0	19.84	19.92	19.86
	1	24	19.87	19.88	19.79
	1	49	19.81	19.94	19.71
	25	0	18.20	18.28	18.16
	25	12	18.16	18.19	18.09
	25	25	18.18	18.24	18.14
	50	0	18.18	18.18	18.08
256QAM	1	0	16.38	16.49	16.37
	1	24	16.38	16.39	16.30
	1	49	16.39	16.41	16.37
	25	0	16.59	16.54	16.53
	25	12	16.58	16.63	16.49
	25	25	16.44	16.55	16.44
	50	0	16.46	16.53	16.48

Output Power					
Modulation	Minimum Cond. Power (dBm)	Maximum Cond. Power (dBm)	Minimum ERP (dBm)	Maximum ERP (dBm)	ERP Limit (dBm)
QPSK	20.32	21.9	16.67	18.25	34.77
16QAM	19.26	20.94	15.61	17.29	34.77
64QAM	18.08	19.94	14.43	16.29	34.77
256QAM	16.3	16.63	12.65	12.98	34.77

Note: EIRP (dBm) = Cond. Power (dBm) + Antenna Gain (dBi) + Array Gain (if applicable)
ERP (dBm) = EIRP (dBm) - 2.15

LTE Band 71 - Ant 0, Channel Bandwidth: 15 MHz

Modulation	RB Size	RB Offset	Measurement Conducted Power (dBm)		
			CH 133197	CH 133297	CH 133397
			670.5 MHz	680.5 MHz	690.5 MHz
QPSK	1	0	21.89	21.91	21.77
	1	37	21.78	21.84	21.79
	1	74	21.76	21.83	21.62
	36	0	20.60	20.62	20.51
	36	19	20.52	20.55	20.41
	36	39	20.44	20.47	20.37
	75	0	20.47	20.50	20.35
16QAM	1	0	20.82	20.95	20.81
	1	37	20.90	20.90	20.81
	1	74	20.81	20.91	20.74
	36	0	19.35	19.46	19.26
	36	19	19.38	19.33	19.34
	36	39	19.39	19.36	19.31
	75	0	19.31	19.35	19.32
64QAM	1	0	19.87	19.88	19.83
	1	37	19.89	19.91	19.84
	1	74	19.88	19.89	19.76
	36	0	18.20	18.28	18.21
	36	19	18.16	18.23	18.04
	36	39	18.12	18.20	18.14
	75	0	18.14	18.26	18.06
256QAM	1	0	16.43	16.42	16.37
	1	37	16.35	16.38	16.31
	1	74	16.35	16.39	16.38
	36	0	16.51	16.51	16.53
	36	19	16.55	16.58	16.43
	36	39	16.53	16.50	16.44
	75	0	16.46	16.45	16.47

Output Power					
Modulation	Minimum Cond. Power (dBm)	Maximum Cond. Power (dBm)	Minimum ERP (dBm)	Maximum ERP (dBm)	ERP Limit (dBm)
QPSK	20.35	21.91	16.7	18.26	34.77
16QAM	19.26	20.95	15.61	17.3	34.77
64QAM	18.04	19.91	14.39	16.26	34.77
256QAM	16.31	16.58	12.66	12.93	34.77

Note: EIRP (dBm) = Cond. Power (dBm) + Antenna Gain (dBi) + Array Gain (if applicable)
ERP (dBm) = EIRP (dBm) - 2.15

LTE Band 71 - Ant 0, Channel Bandwidth: 20 MHz

Modulation	RB Size	RB Offset	Measurement Conducted Power (dBm)		
			CH 133222	CH 133297	CH 133372
			673 MHz	680.5 MHz	688 MHz
QPSK	1	0	21.89	21.93	21.85
	1	50	21.86	21.91	21.83
	1	99	21.77	21.85	21.72
	50	0	20.63	20.68	20.60
	50	25	20.52	20.61	20.42
	50	50	20.47	20.55	20.38
	100	0	20.48	20.53	20.44
16QAM	1	0	20.91	20.98	20.81
	1	50	20.96	20.96	20.88
	1	99	20.84	20.91	20.76
	50	0	19.44	19.48	19.34
	50	25	19.41	19.43	19.40
	50	50	19.45	19.45	19.39
	100	0	19.40	19.41	19.35
64QAM	1	0	19.94	19.97	19.92
	1	50	19.91	19.91	19.86
	1	99	19.89	19.95	19.79
	50	0	18.24	18.31	18.24
	50	25	18.21	18.25	18.14
	50	50	18.21	18.27	18.18
	100	0	18.21	18.28	18.16
256QAM	1	0	16.44	16.49	16.44
	1	50	16.41	16.48	16.34
	1	99	16.40	16.45	16.39
	50	0	16.60	16.61	16.57
	50	25	16.59	16.63	16.49
	50	50	16.53	16.58	16.53
	100	0	16.51	16.55	16.51

Output Power					
Modulation	Minimum Cond. Power (dBm)	Maximum Cond. Power (dBm)	Minimum ERP (dBm)	Maximum ERP (dBm)	ERP Limit (dBm)
QPSK	20.38	21.93	16.73	18.28	34.77
16QAM	19.34	20.98	15.69	17.33	34.77
64QAM	18.14	19.97	14.49	16.32	34.77
256QAM	16.34	16.63	12.69	12.98	34.77

Note: EIRP (dBm) = Cond. Power (dBm) + Antenna Gain (dBi) + Array Gain (if applicable)
ERP (dBm) = EIRP (dBm) - 2.15

7.2 Modulation Characteristics

Input Power:	3.87 Vdc	Environmental Conditions:	20°C, 72% RH	Tested By:	Willy Cheng

7.2.1 LTE Band 2

LTE Band 2 - Ant 0, Channel Bandwidth: 20 MHz

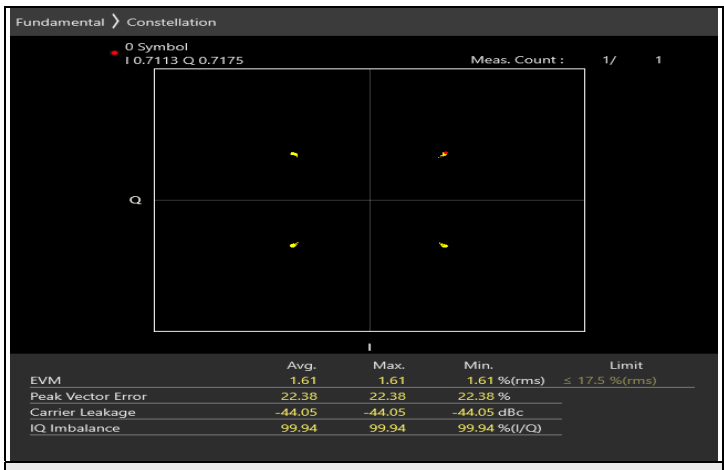

QPSK CH 18900 (1880 MHz)

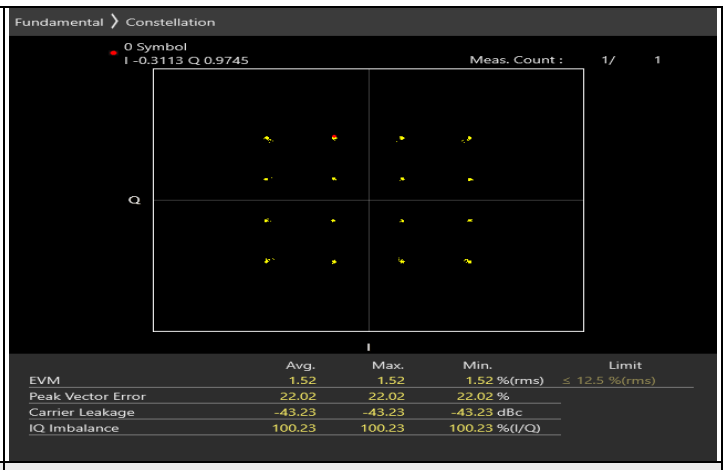

16QAM CH 18900 (1880 MHz)

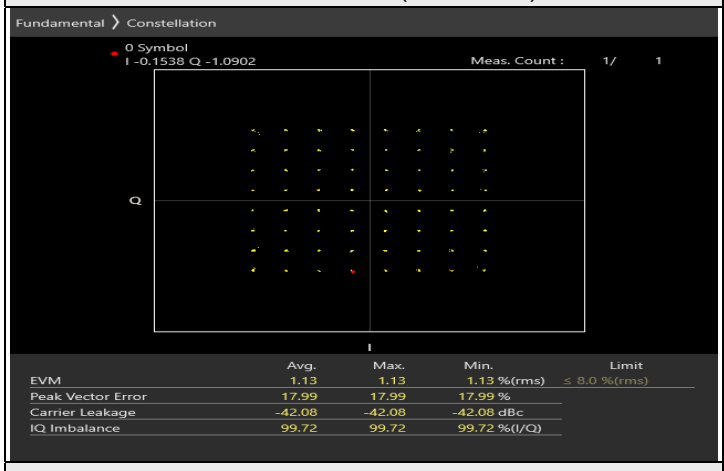

64QAM CH 18900 (1880 MHz)

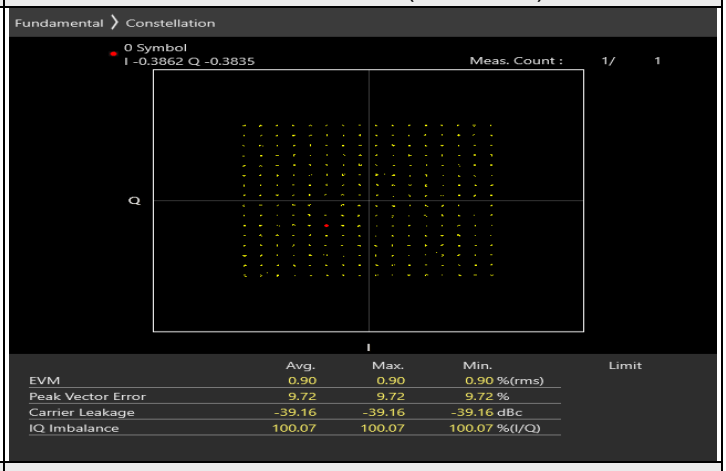

256QAM CH 18900 (1880 MHz)

7.2.2 LTE Band 4

LTE Band 4 - Ant 0, Channel Bandwidth: 20 MHz

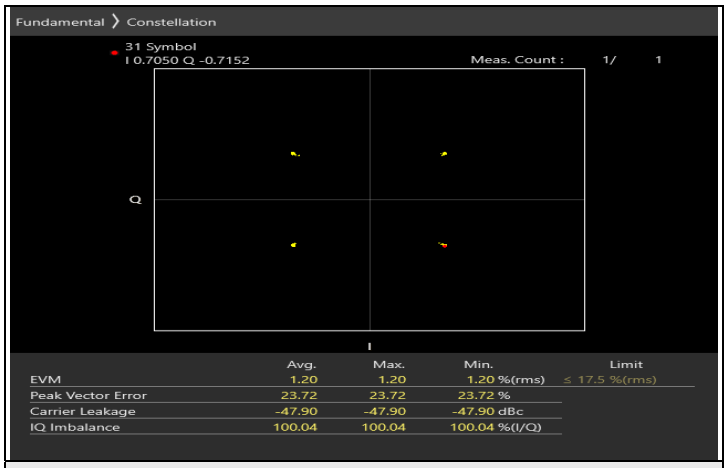

QPSK CH 20175 (1732.5 MHz)

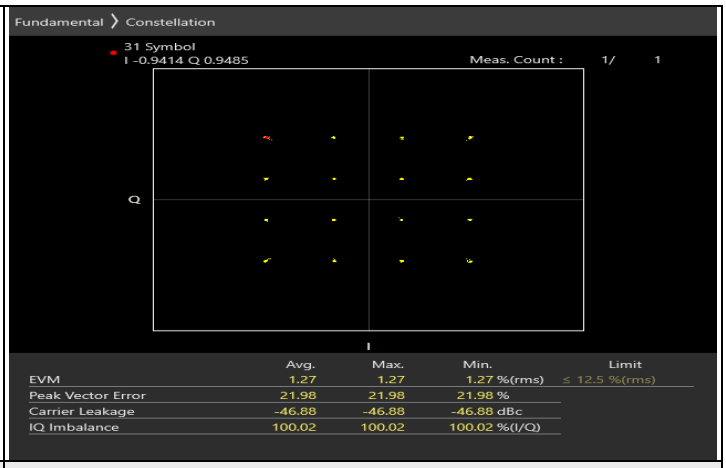

16QAM CH 20175 (1732.5 MHz)

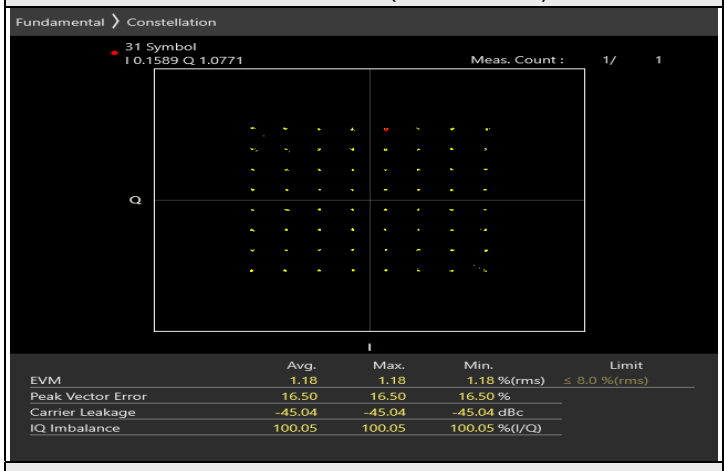

64QAM CH 20175 (1732.5 MHz)

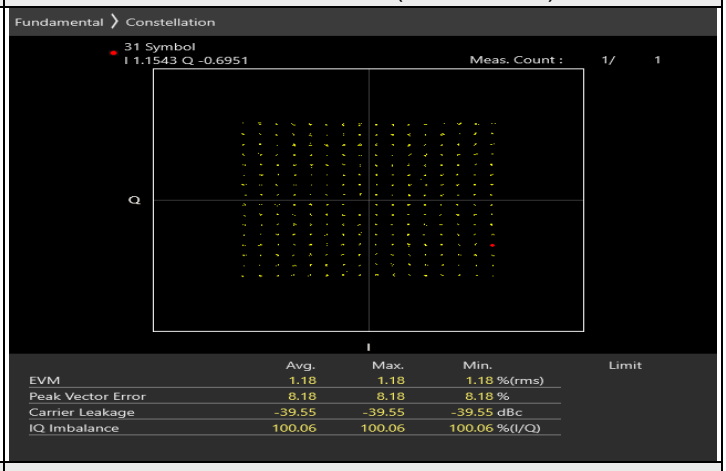

256QAM CH 20175 (1732.5 MHz)

7.2.3 LTE Band 5

LTE Band 5 - Ant 0, Channel Bandwidth: 10 MHz

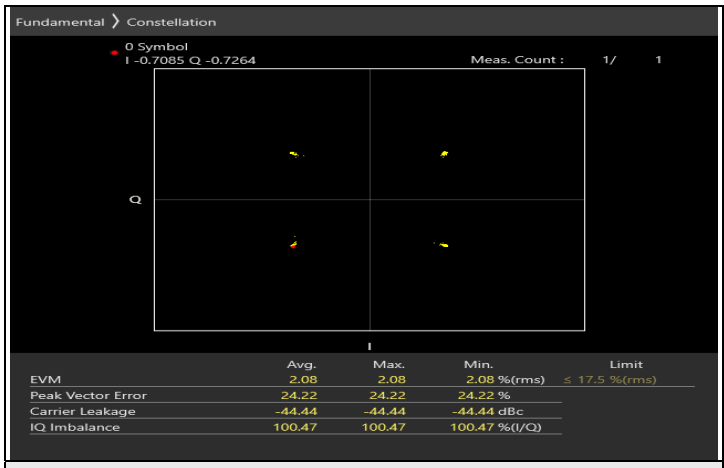

QPSK CH 20525 (836.5 MHz)

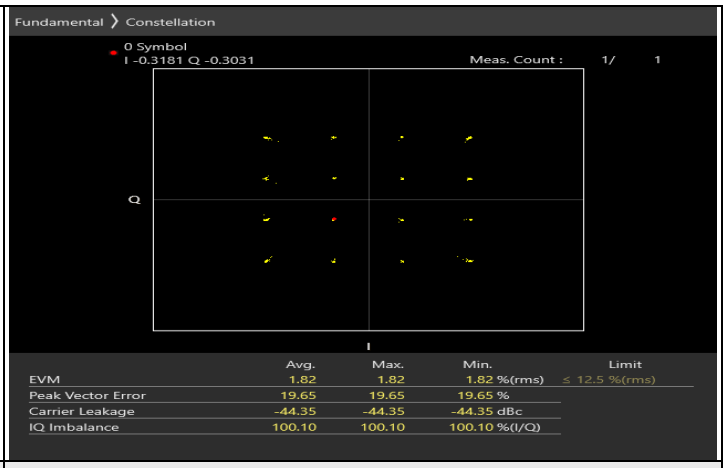

16QAM CH 20525 (836.5 MHz)

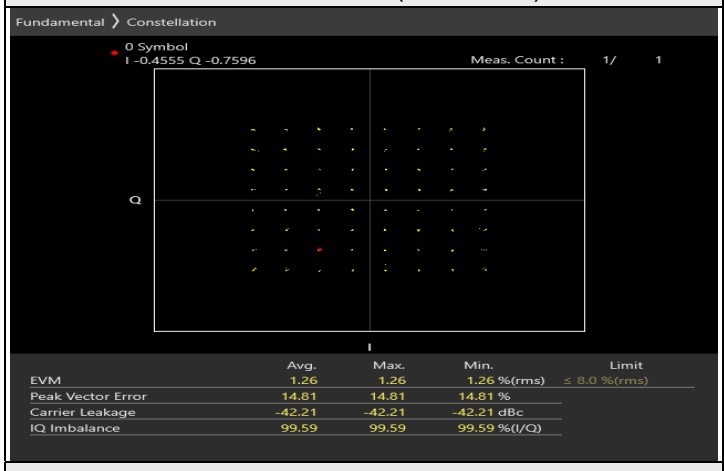

64QAM CH 20525 (836.5 MHz)

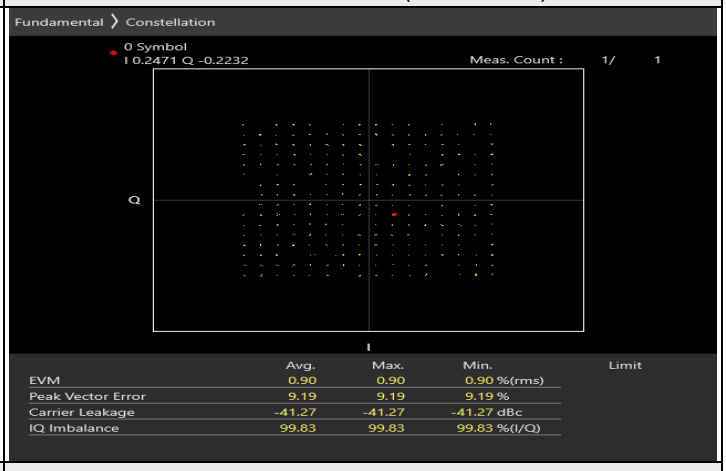

256QAM CH 20525 (836.5 MHz)

7.2.4 LTE Band 7

LTE Band 7 - Ant 6, Channel Bandwidth: 20 MHz

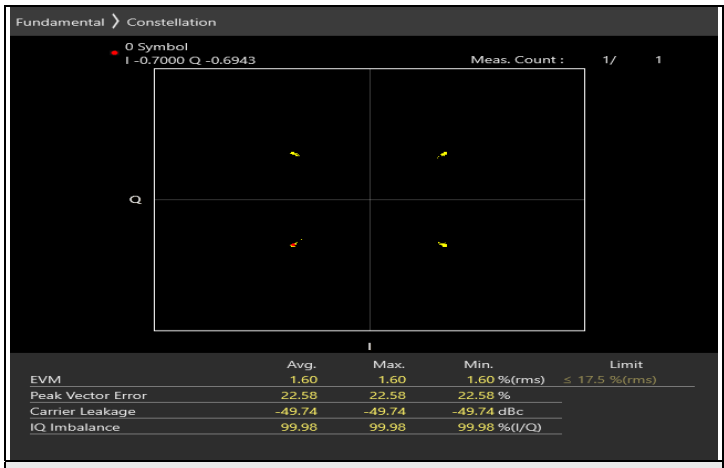

QPSK CH 21100 (2535 MHz)

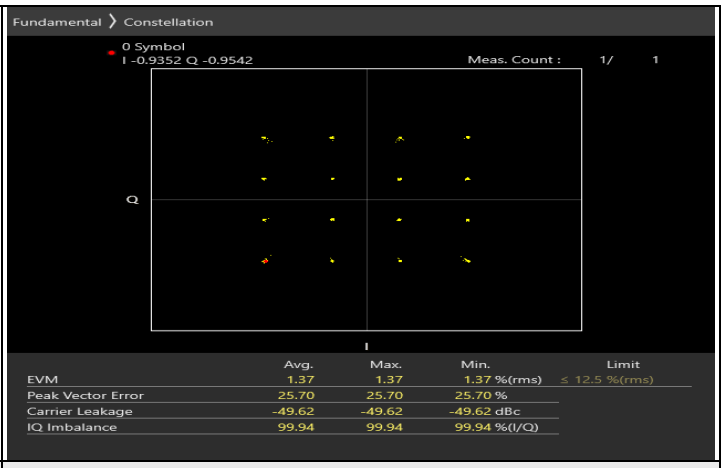

16QAM CH 21100 (2535 MHz)

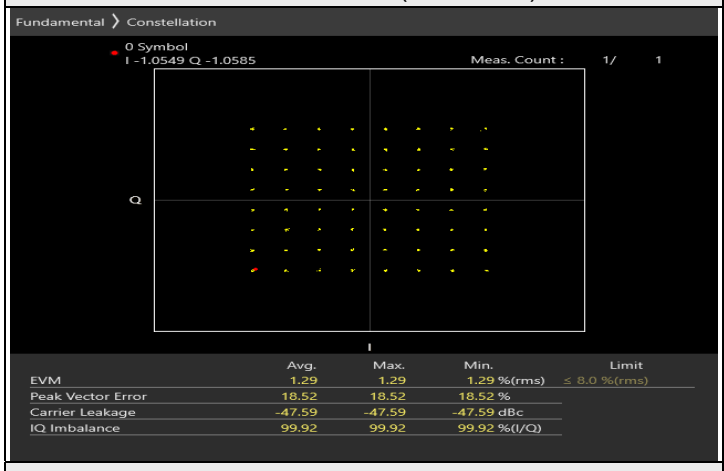

64QAM CH 21100 (2535 MHz)

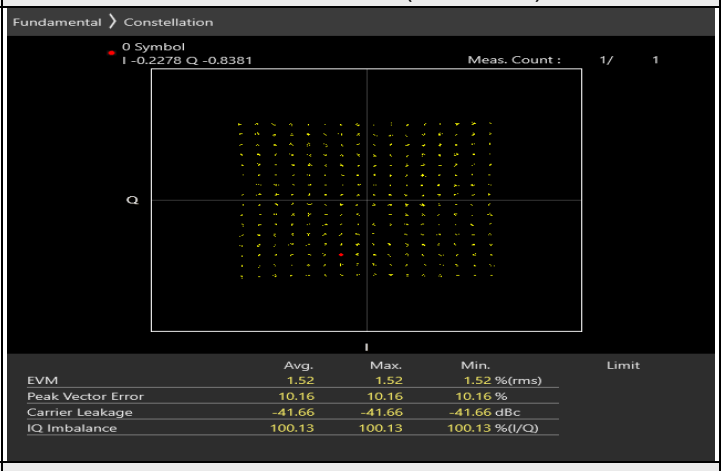

256QAM CH 21100 (2535 MHz)

7.2.5 LTE Band 12

LTE Band 12 - Ant 0, Channel Bandwidth: 10 MHz

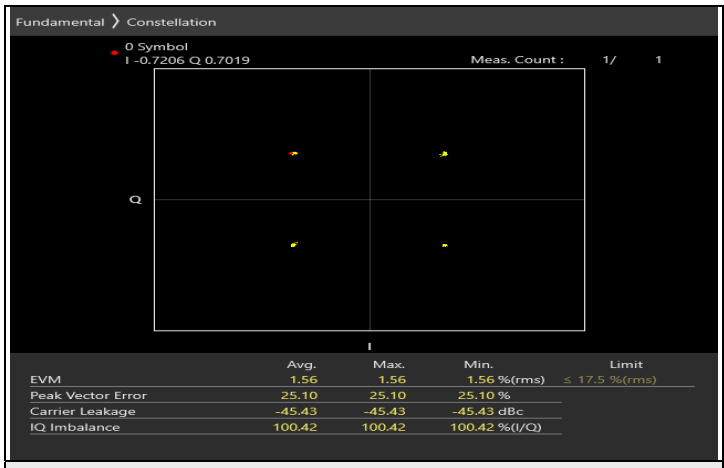

QPSK CH 23095 (707.5 MHz)

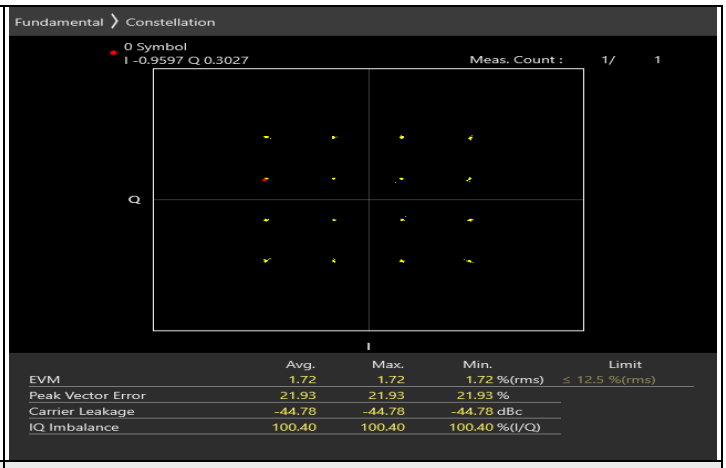

16QAM CH 23095 (707.5 MHz)

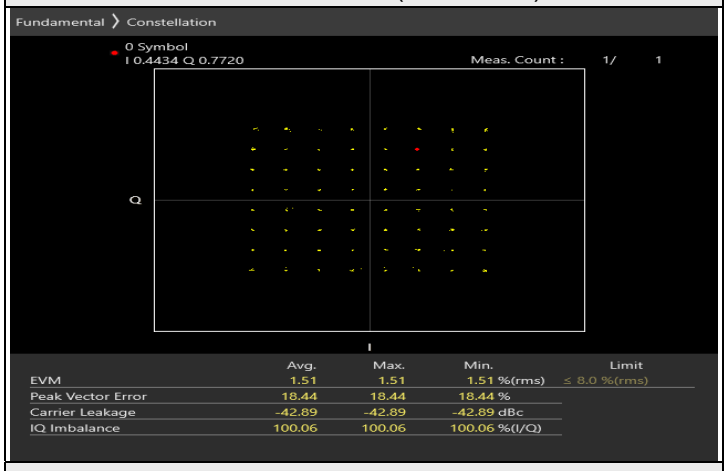

64QAM CH 23095 (707.5 MHz)

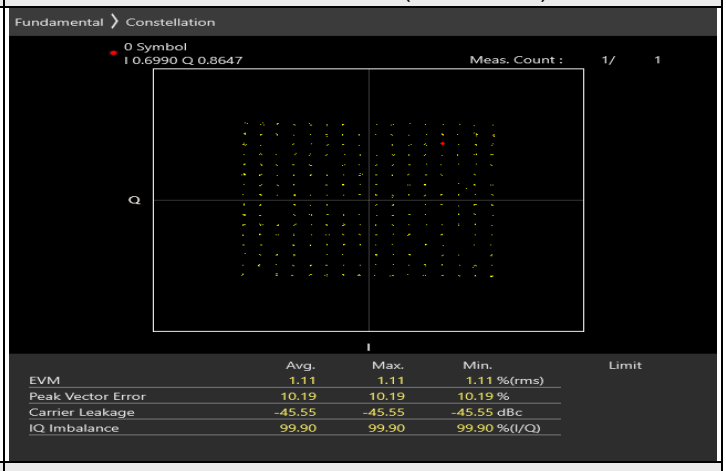

256QAM CH 23095 (707.5 MHz)

7.2.6 LTE Band 13

LTE Band 13 - Ant 0, Channel Bandwidth: 10 MHz

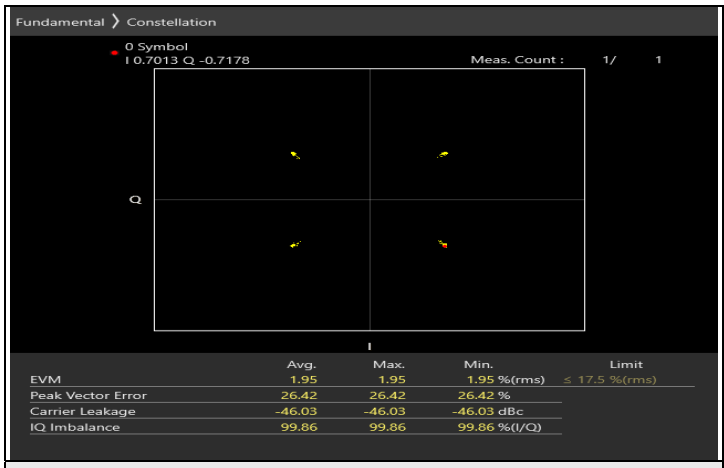

QPSK CH 23230 (782 MHz)

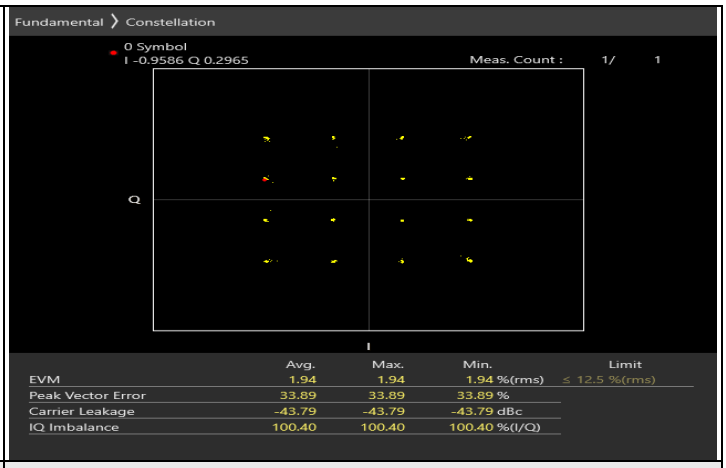

16QAM CH 23230 (782 MHz)

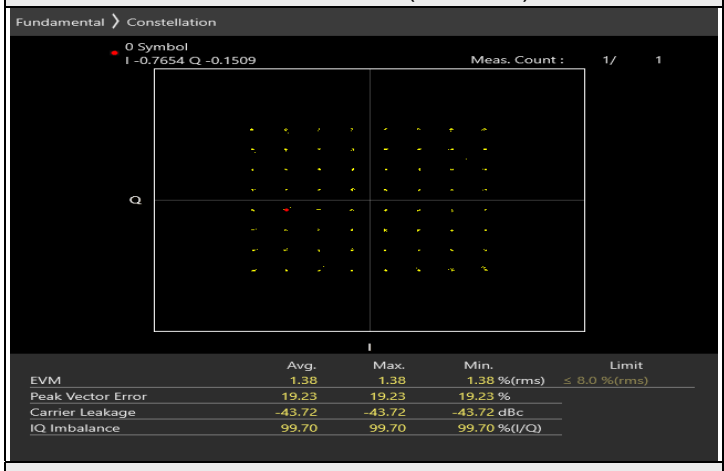

64QAM CH 23230 (782 MHz)

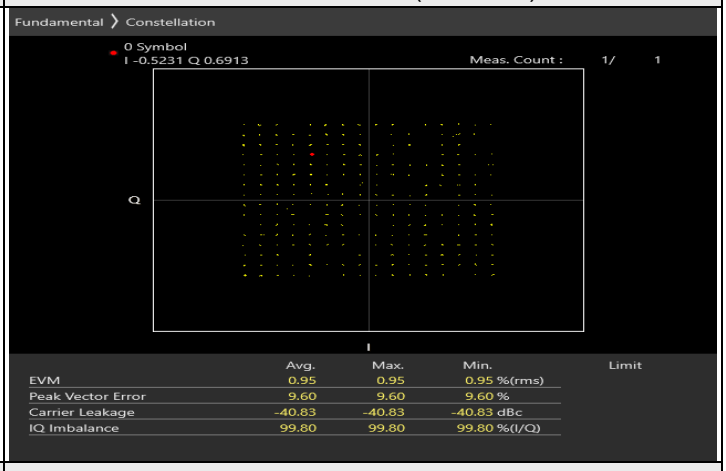

256QAM CH 23230 (782 MHz)

7.2.7 LTE Band 14

LTE Band 14 - Ant 0, Channel Bandwidth: 10 MHz

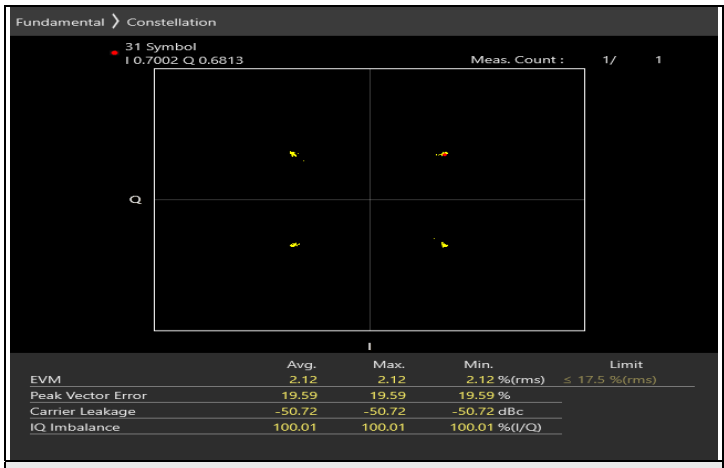

QPSK CH 23330 (793 MHz)

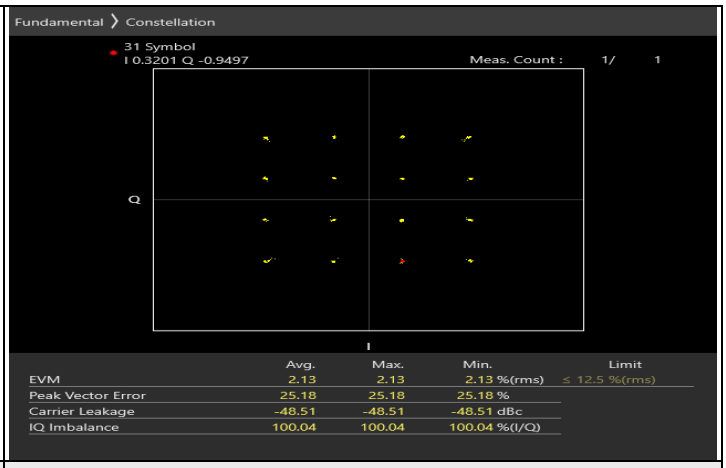

16QAM CH 23330 (793 MHz)

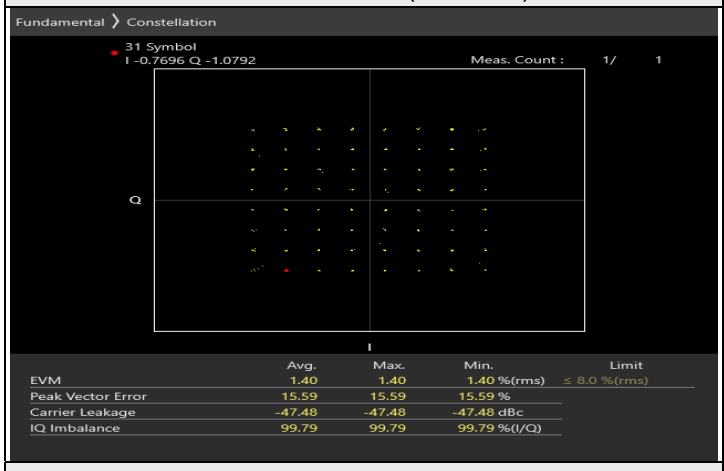

64QAM CH 23330 (793 MHz)

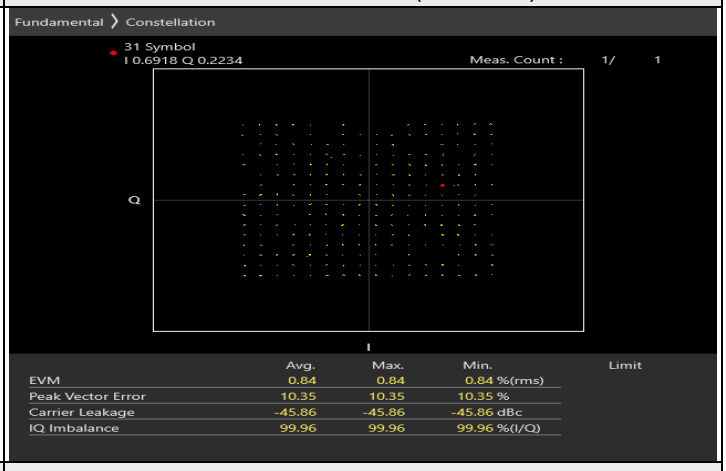

256QAM CH 23330 (793 MHz)

7.2.8 LTE Band 17

LTE Band 17 - Ant 0, Channel Bandwidth: 10 MHz

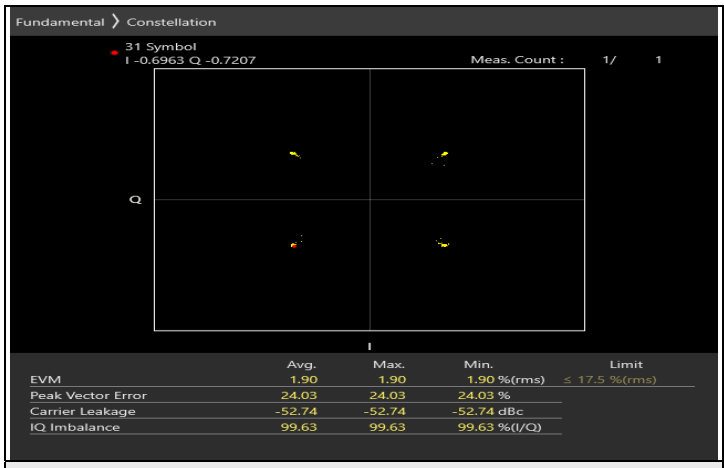

QPSK CH 23790 (710 MHz)

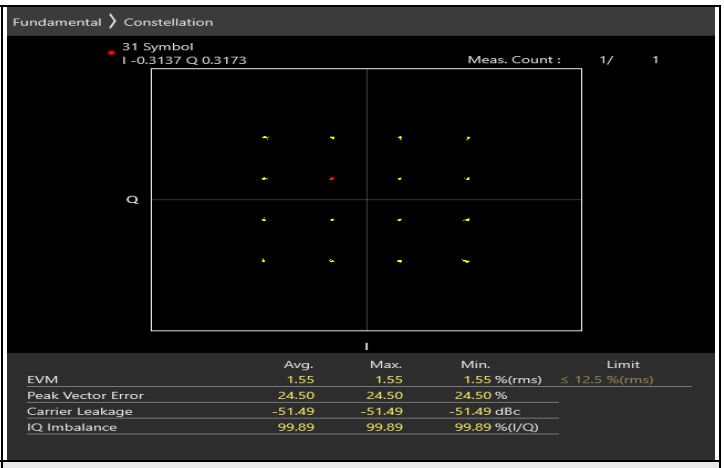

16QAM CH 23790 (710 MHz)

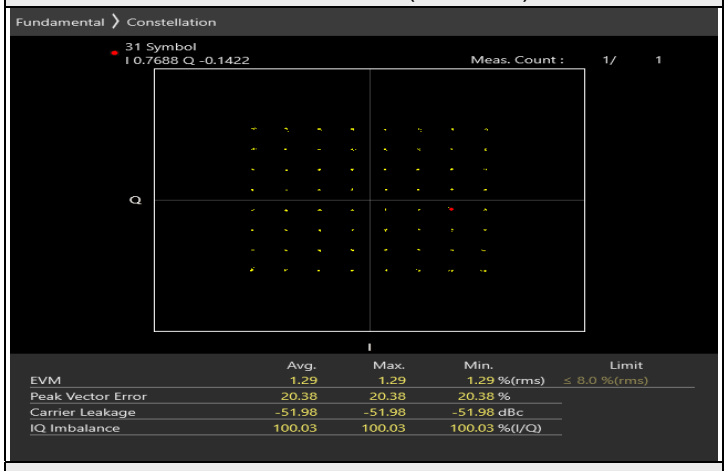

64QAM CH 23790 (710 MHz)

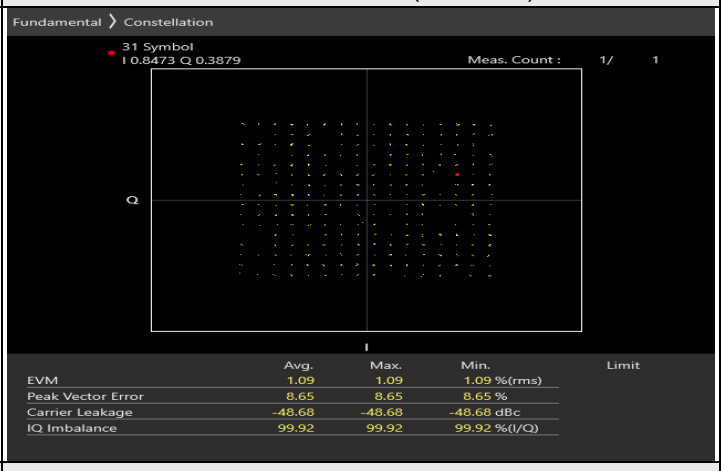

256QAM CH 23790 (710 MHz)

7.2.9 LTE Band 25

LTE Band 25 - Ant 7, Channel Bandwidth: 20 MHz

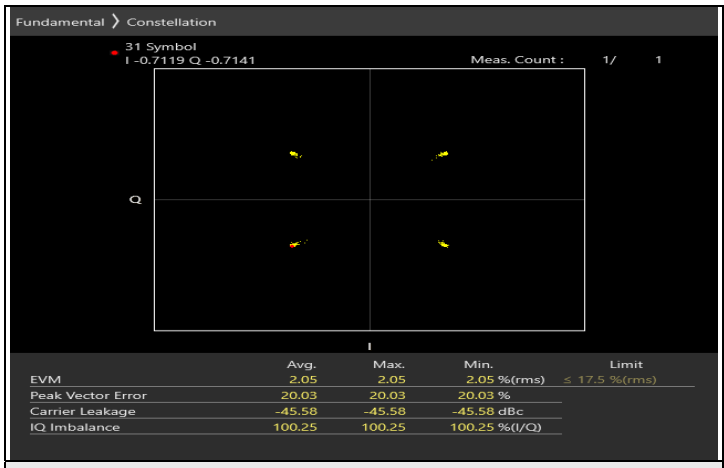

QPSK CH 26365 (1882.5 MHz)

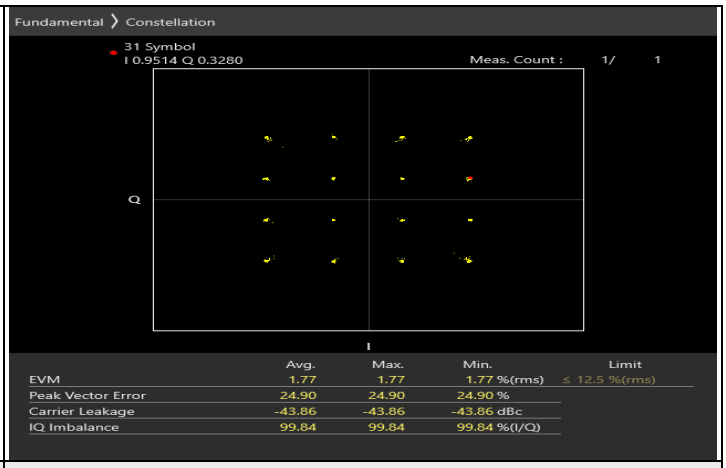

16QAM CH 26365 (1882.5 MHz)

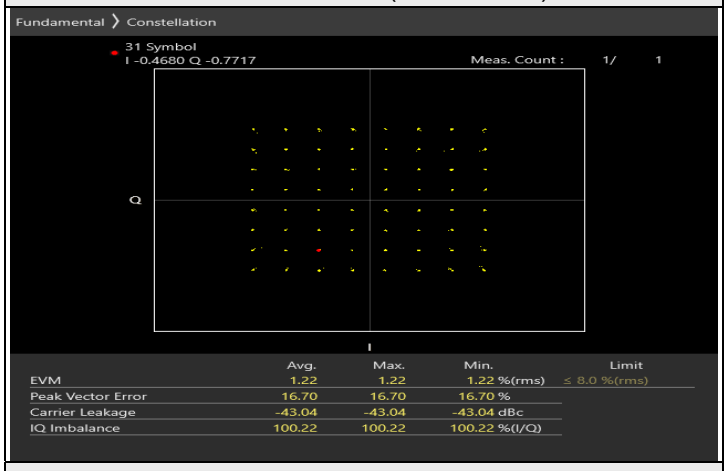

64QAM CH 26365 (1882.5 MHz)

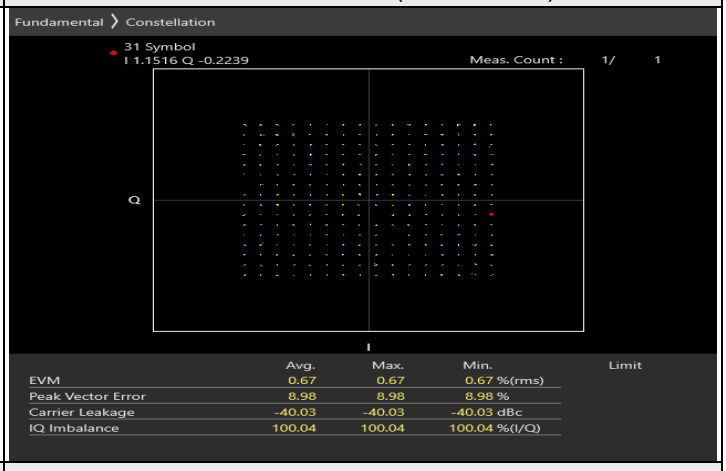

256QAM CH 26365 (1882.5 MHz)

7.2.10 LTE Band 26 (814 MHz ~ 824 MHz)

LTE Band 26 (814 MHz ~ 824 MHz) - Ant 0, Channel Bandwidth: 10 MHz

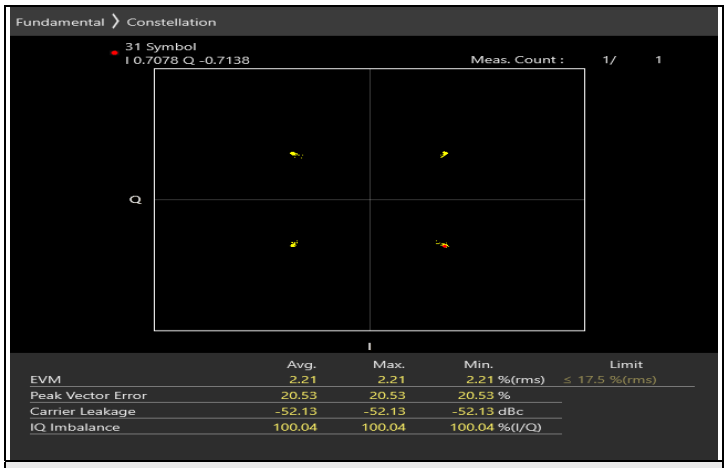

QPSK CH 26740 (819 MHz)

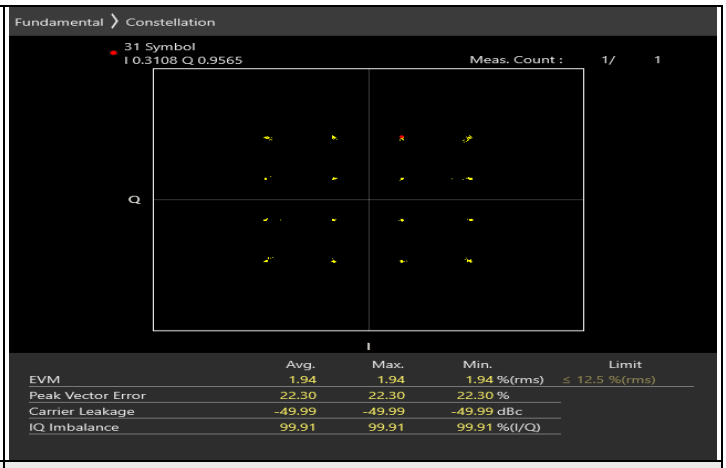

16QAM CH 26740 (819 MHz)

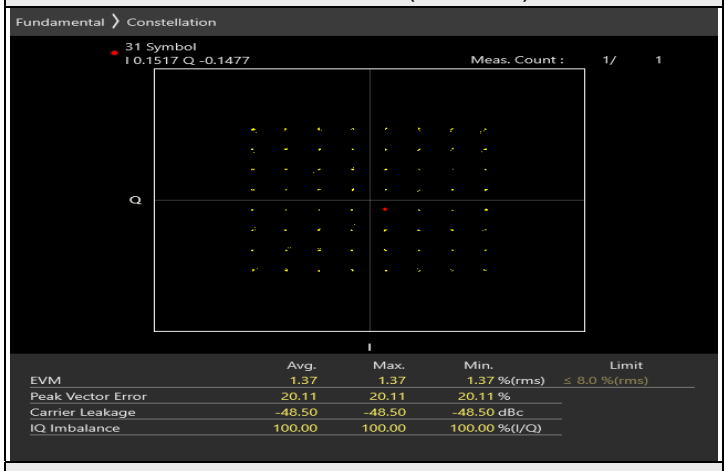

64QAM CH 26740 (819 MHz)

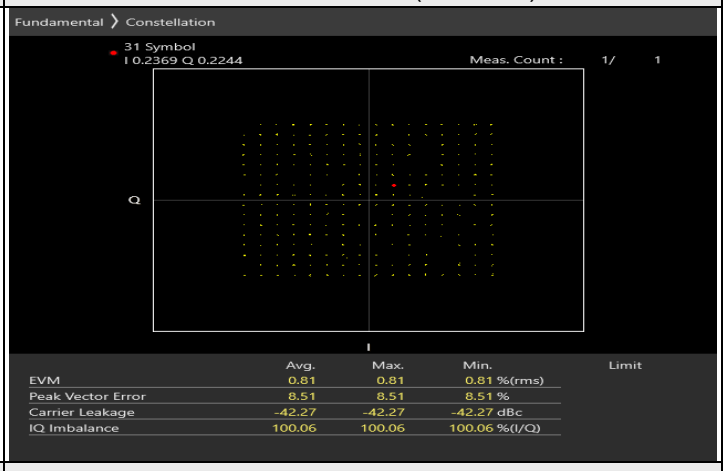

256QAM CH 26740 (819 MHz)

7.2.11 LTE Band 26 (824 MHz ~ 849 MHz)

LTE Band 26 (824 MHz ~ 849 MHz) - Ant 0, Channel Bandwidth: 15 MHz

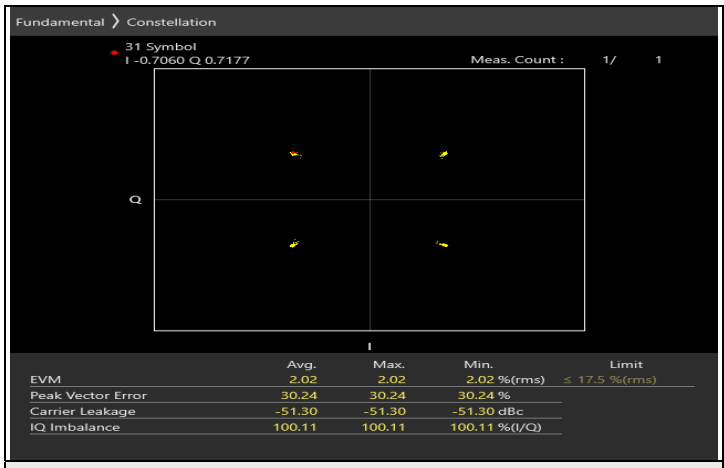

QPSK CH 26915 (836.5 MHz)

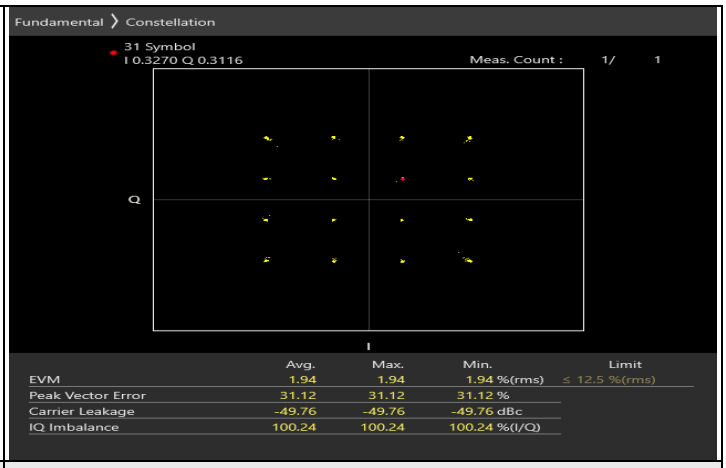

16QAM CH 26915 (836.5 MHz)

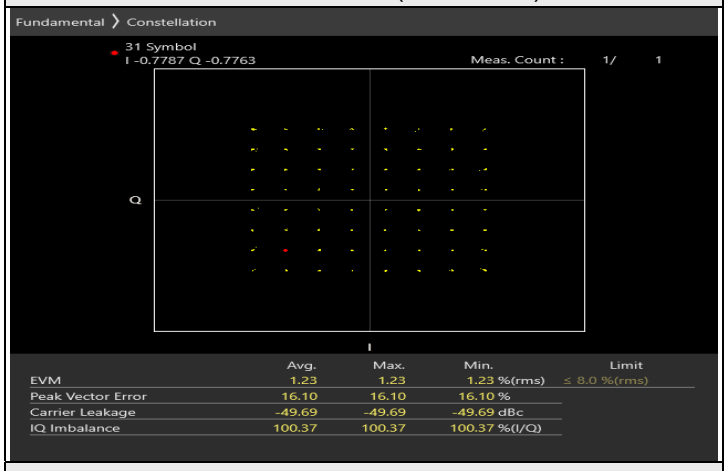

64QAM CH 26915 (836.5 MHz)

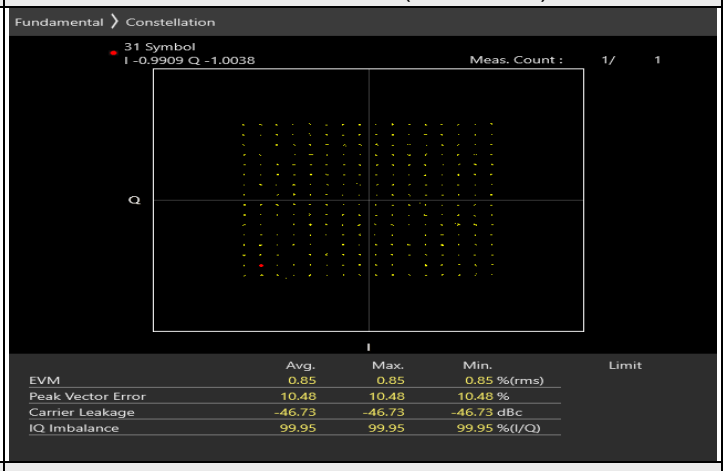

256QAM CH 26915 (836.5 MHz)

7.2.12 LTE Band 30

LTE Band 30 - Ant 6, Channel Bandwidth: 10 MHz

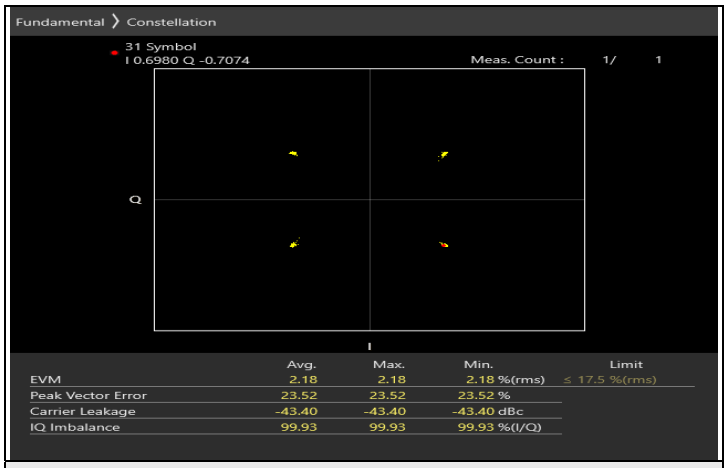

QPSK CH 27710 (2310 MHz)

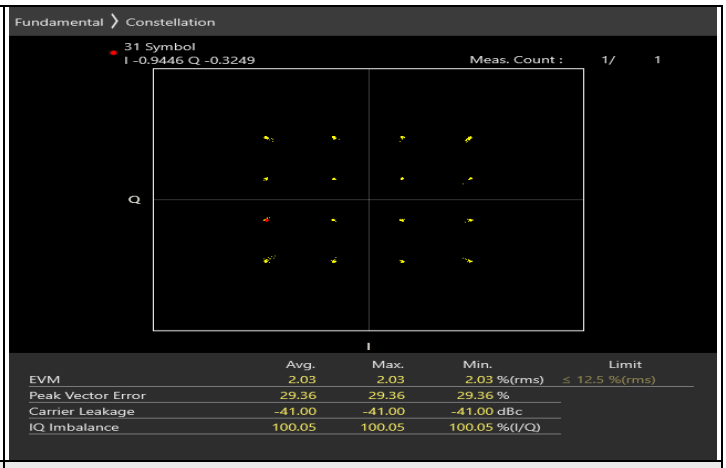

16QAM CH 27710 (2310 MHz)

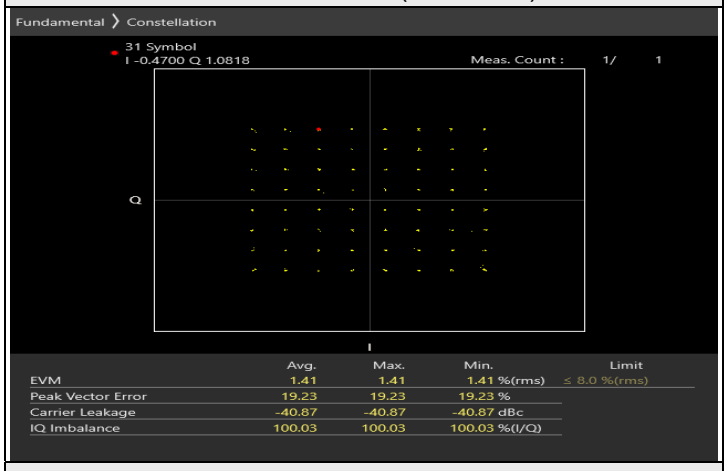

64QAM CH 27710 (2310 MHz)

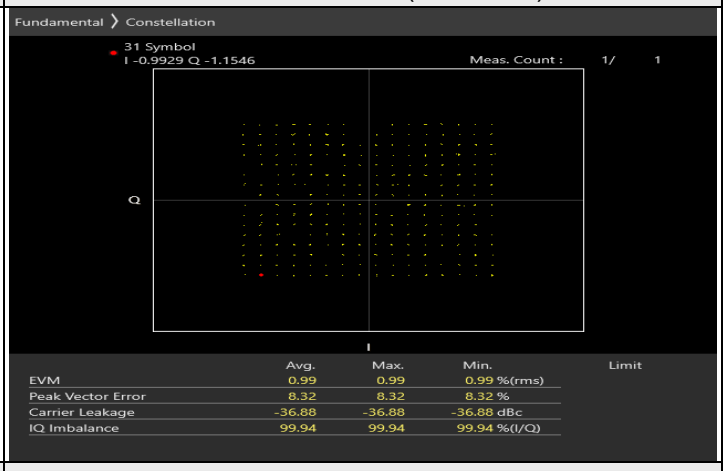

256QAM CH 27710 (2310 MHz)

7.2.13 LTE Band 38

LTE Band 38 - Ant 6, Channel Bandwidth: 20 MHz

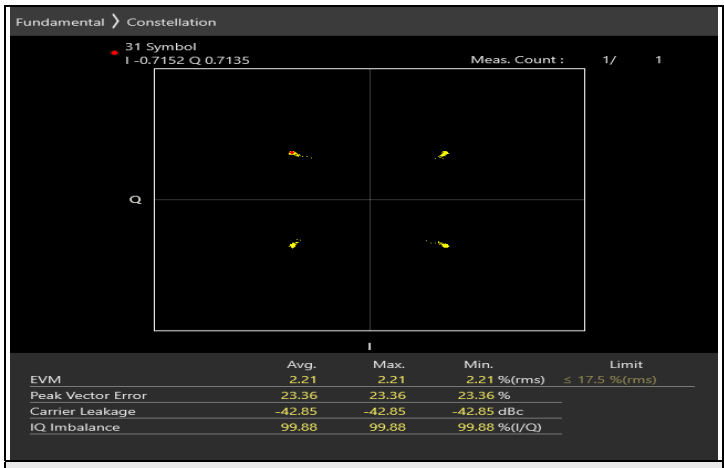

QPSK CH 38000 (2595 MHz)

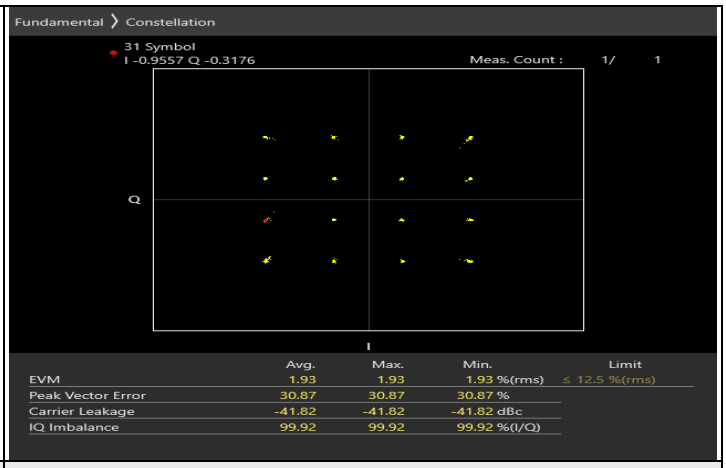

16QAM CH 38000 (2595 MHz)

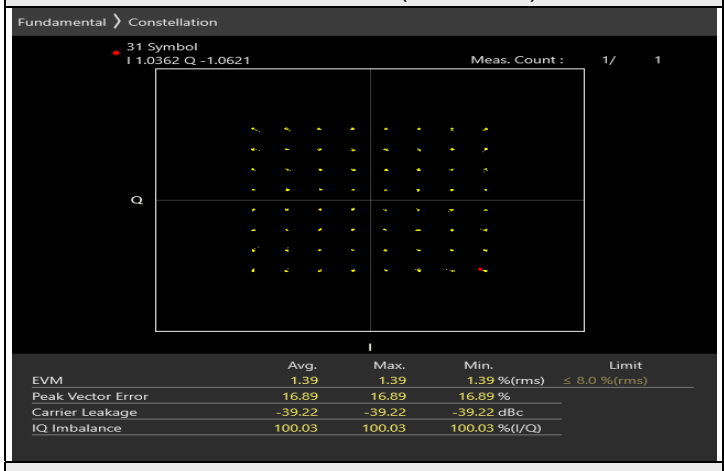

64QAM CH 38000 (2595 MHz)

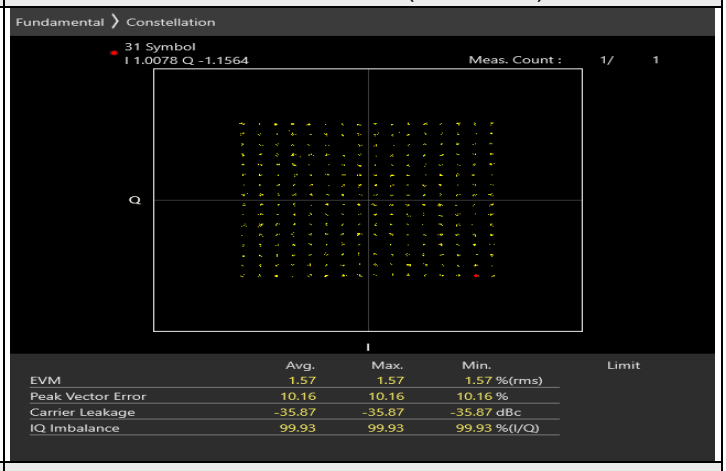

256QAM CH 38000 (2595 MHz)

7.2.14 LTE Band 41

LTE Band 41 - Ant 5_PC2, Channel Bandwidth: 20 MHz

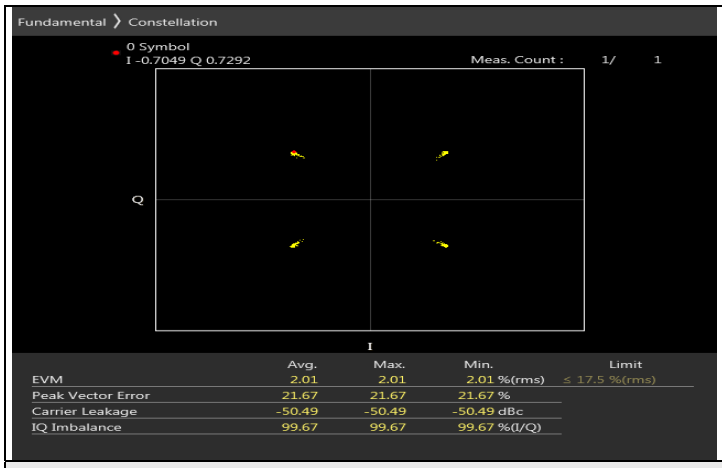

QPSK CH 40620 (2593 MHz)

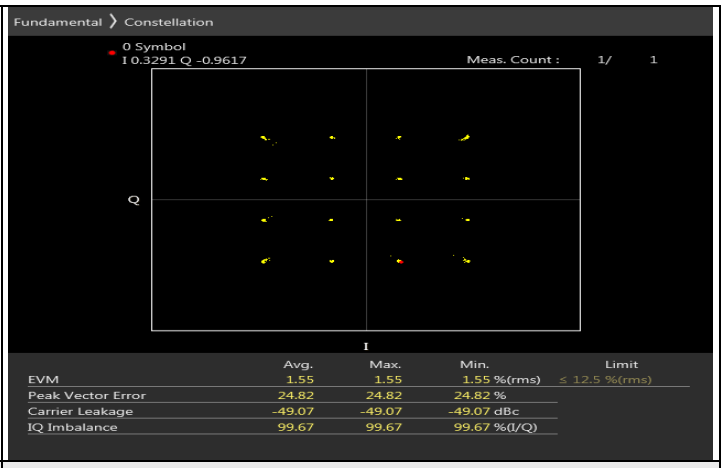

16QAM CH 40620 (2593 MHz)

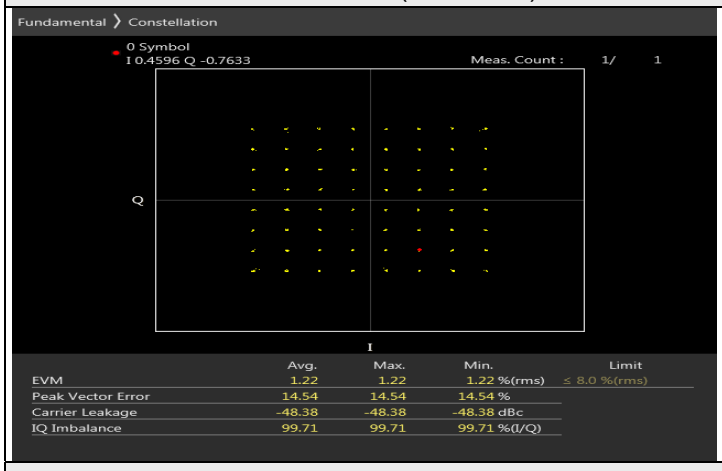

64QAM CH 40620 (2593 MHz)

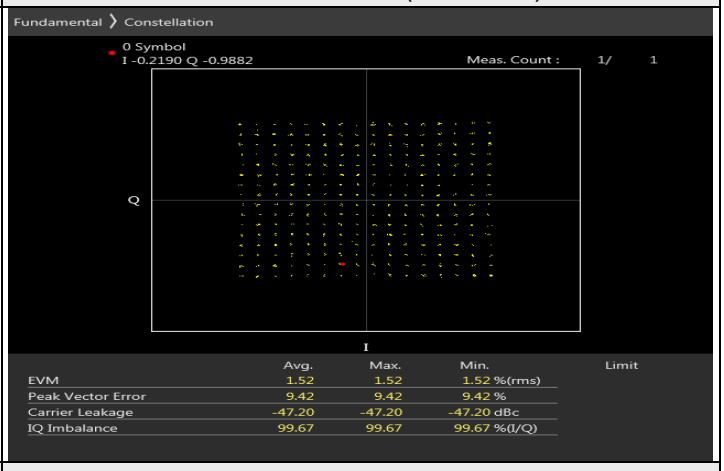

256QAM CH 40620 (2593 MHz)

7.2.15 LTE Band 66

LTE Band 66 - Ant 0, Channel Bandwidth: 20 MHz

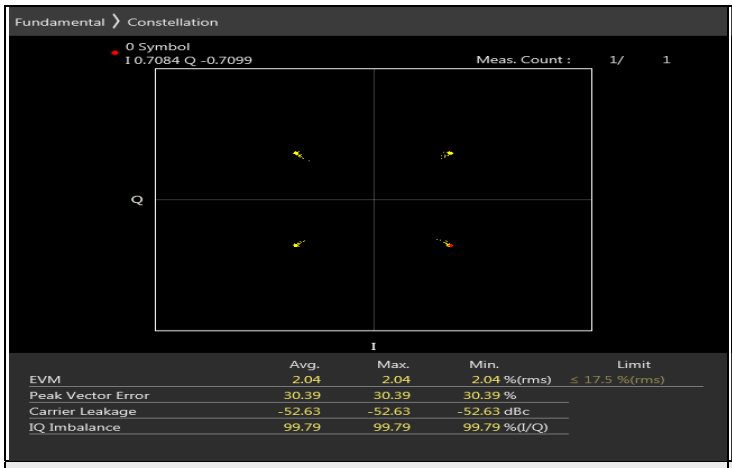

QPSK CH 132322 (1745 MHz)

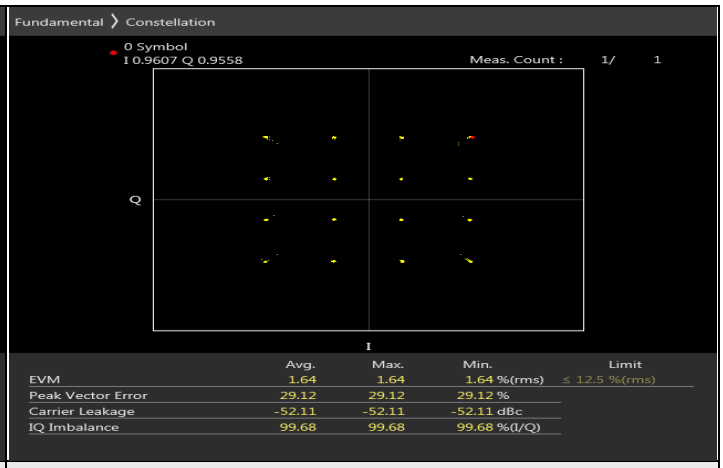

16QAM CH 132322 (1745 MHz)

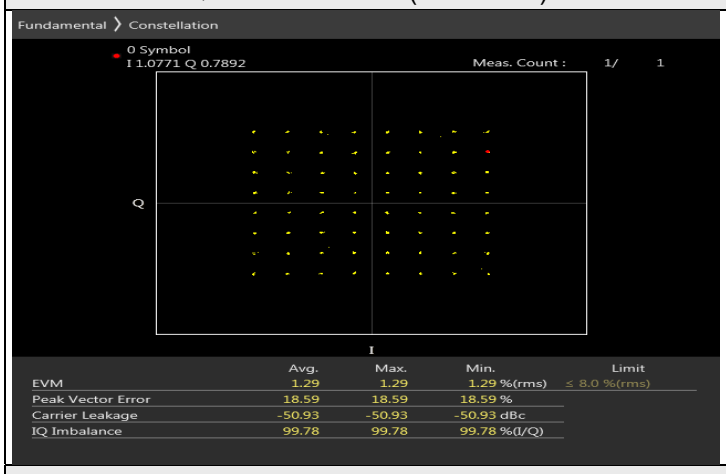

64QAM CH 132322 (1745 MHz)

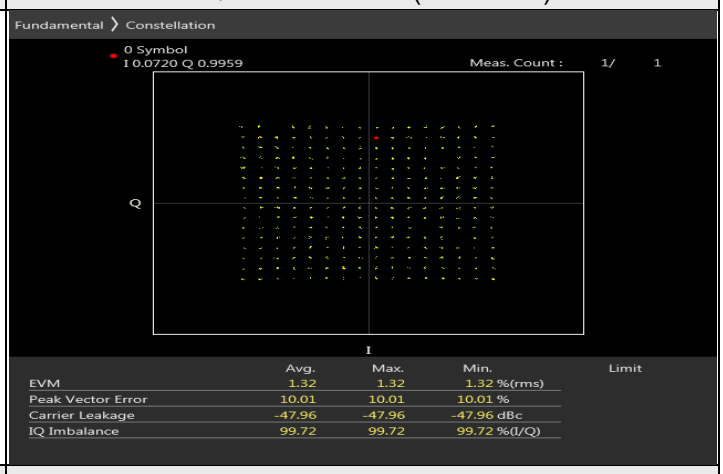

256QAM CH 132322 (1745 MHz)

7.2.16 LTE Band 71

LTE Band 71 - Ant 0, Channel Bandwidth: 20 MHz

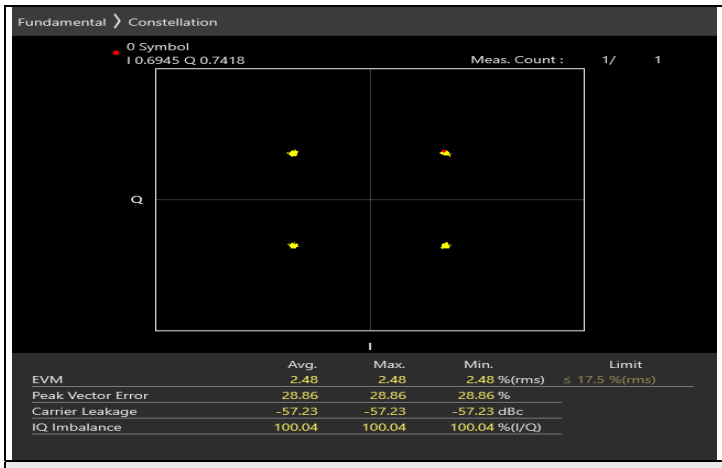

QPSK CH 133297 (680.5 MHz)

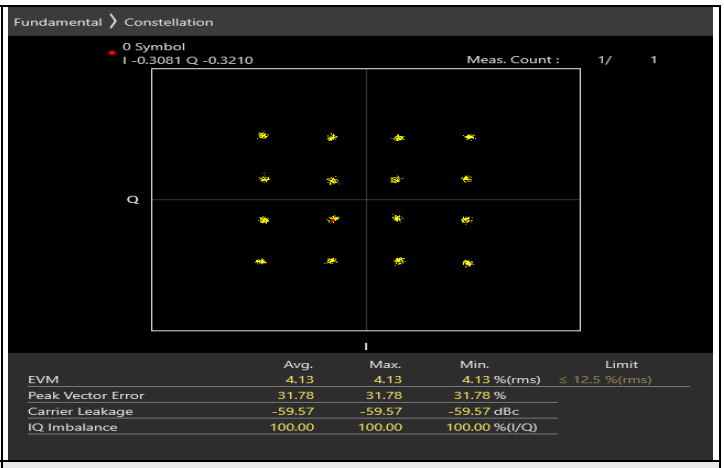

16QAM CH 133297 (680.5 MHz)

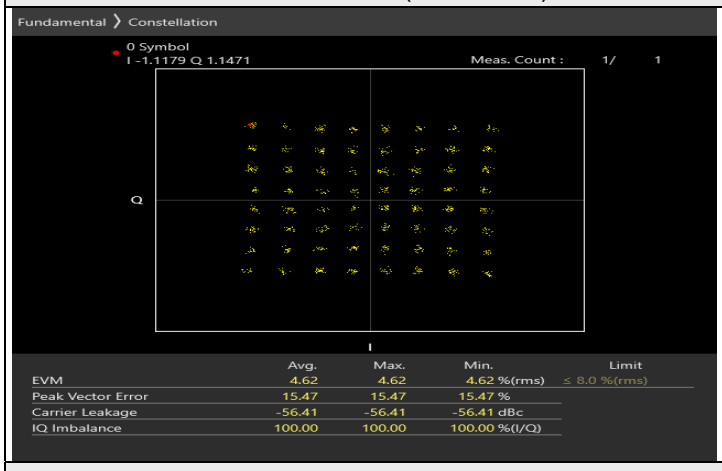

64QAM CH 133297 (680.5 MHz)

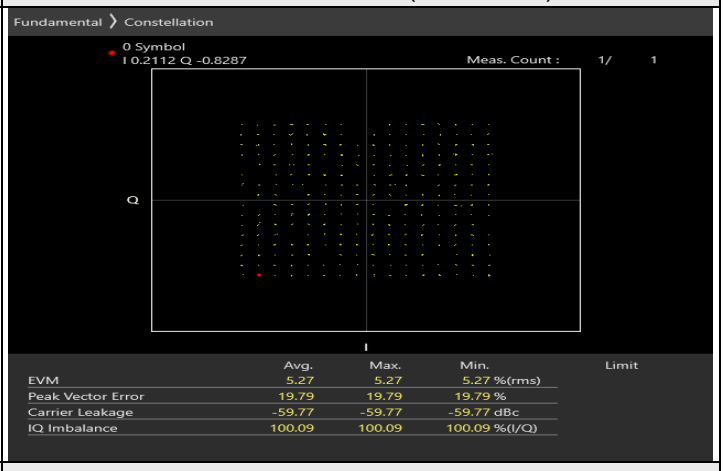

256QAM CH 133297 (680.5 MHz)

7.3 Peak to Average Ratio

Input Power:	3.87 Vdc	Environmental Conditions:	20°C, 72% RH	Tested By:	Willy Cheng

7.3.1 LTE Band 2

LTE Band 2 - Ant 0, Channel Bandwidth: 1.4 MHz

Modulation	Channel	Frequency (MHz)	Measurement Value(dB)	Limit (dB)	Result
QPSK	18607	1850.7	4.13	13	PASS
QPSK	18900	1880	3.99	13	PASS
QPSK	19193	1909.3	3.69	13	PASS
16QAM	18607	1850.7	4.86	13	PASS
16QAM	18900	1880	4.69	13	PASS
16QAM	19193	1909.3	4.42	13	PASS
64QAM	18607	1850.7	4.97	13	PASS
64QAM	18900	1880	4.86	13	PASS
64QAM	19193	1909.3	4.60	13	PASS
256QAM	18607	1850.7	6.65	13	PASS
256QAM	18900	1880	6.57	13	PASS
256QAM	19193	1909.3	6.61	13	PASS

Spectrum Plot of Worst Value

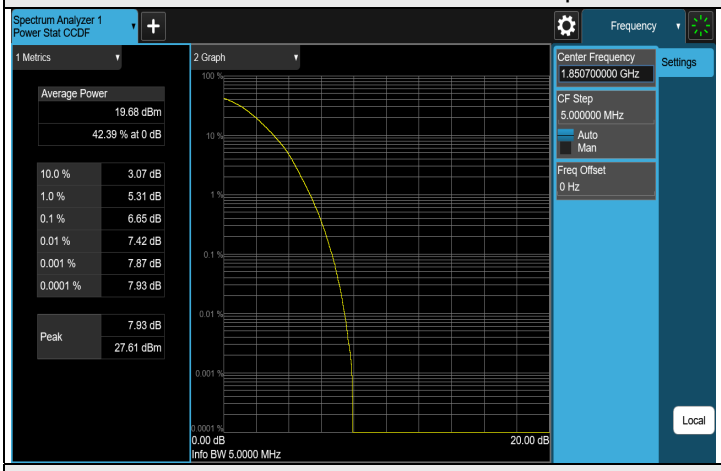

256QAM CH 18607 (1850.7 MHz)

LTE Band 2 - Ant 0, Channel Bandwidth: 3 MHz

Modulation	Channel	Frequency (MHz)	Measurement Value(dB)	Limit (dB)	Result
QPSK	18615	1851.5	4.11	13	PASS
QPSK	18900	1880	3.96	13	PASS
QPSK	19185	1908.5	3.75	13	PASS
16QAM	18615	1851.5	4.89	13	PASS
16QAM	18900	1880	4.68	13	PASS
16QAM	19185	1908.5	4.50	13	PASS
64QAM	18615	1851.5	5.74	13	PASS
64QAM	18900	1880	5.62	13	PASS
64QAM	19185	1908.5	5.44	13	PASS
256QAM	18615	1851.5	6.70	13	PASS
256QAM	18900	1880	6.50	13	PASS
256QAM	19185	1908.5	6.54	13	PASS

Spectrum Plot of Worst Value

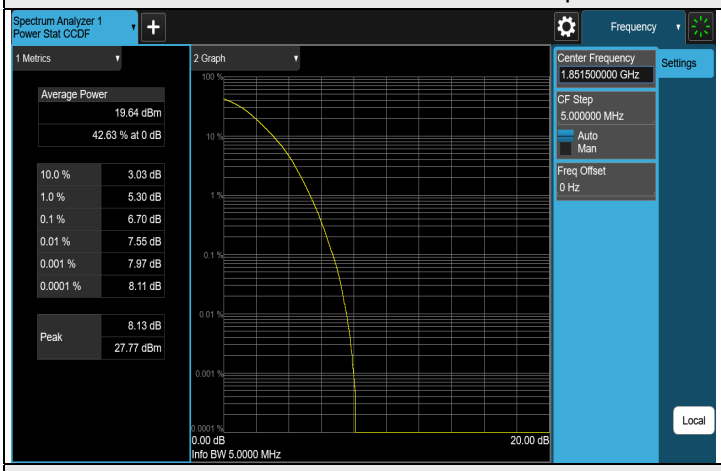

256QAM CH 18615 (1851.5 MHz)

LTE Band 2 - Ant 0, Channel Bandwidth: 5 MHz

Modulation	Channel	Frequency (MHz)	Measurement Value(dB)	Limit (dB)	Result
QPSK	18625	1852.5	4.05	13	PASS
QPSK	18900	1880	4.04	13	PASS
QPSK	19175	1907.5	3.80	13	PASS
16QAM	18625	1852.5	4.79	13	PASS
16QAM	18900	1880	4.77	13	PASS
16QAM	19175	1907.5	4.50	13	PASS
64QAM	18625	1852.5	5.68	13	PASS
64QAM	18900	1880	5.63	13	PASS
64QAM	19175	1907.5	5.44	13	PASS
256QAM	18625	1852.5	6.55	13	PASS
256QAM	18900	1880	6.68	13	PASS
256QAM	19175	1907.5	6.64	13	PASS

Spectrum Plot of Worst Value

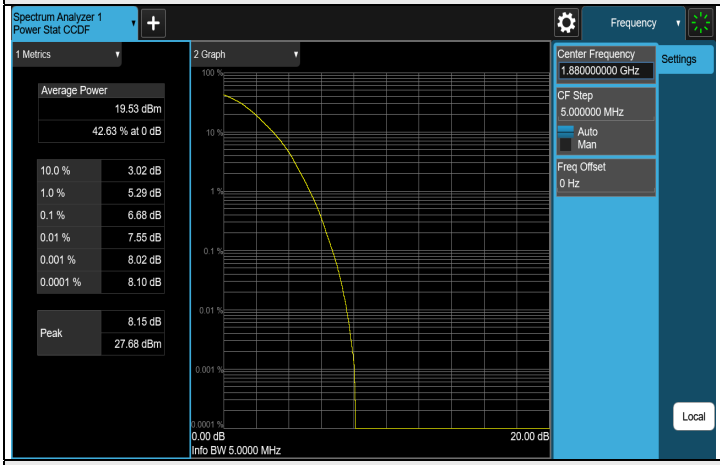

256QAM CH 18900 (1880 MHz)

LTE Band 2 - Ant 0, Channel Bandwidth: 10 MHz

Modulation	Channel	Frequency (MHz)	Measurement Value(dB)	Limit (dB)	Result
QPSK	18650	1855	4.07	13	PASS
QPSK	18900	1880	3.90	13	PASS
QPSK	19150	1905	3.63	13	PASS
16QAM	18650	1855	4.88	13	PASS
16QAM	18900	1880	4.74	13	PASS
16QAM	19150	1905	4.34	13	PASS
64QAM	18650	1855	5.69	13	PASS
64QAM	18900	1880	5.56	13	PASS
64QAM	19150	1905	5.31	13	PASS
256QAM	18650	1855	6.54	13	PASS
256QAM	18900	1880	6.63	13	PASS
256QAM	19150	1905	6.63	13	PASS

Spectrum Plot of Worst Value

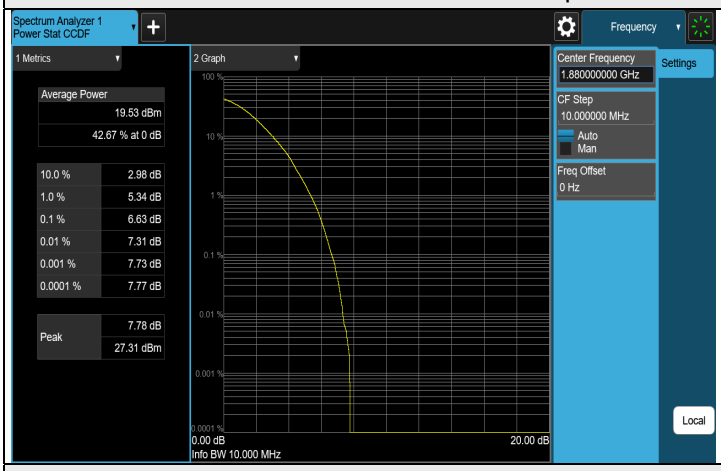

256QAM CH 18900 (1880 MHz)

LTE Band 2 - Ant 0, Channel Bandwidth: 15 MHz

Modulation	Channel	Frequency (MHz)	Measurement Value(dB)	Limit (dB)	Result
QPSK	18675	1857.5	4.21	13	PASS
QPSK	18900	1880	3.96	13	PASS
QPSK	19125	1902.5	4.04	13	PASS
16QAM	18675	1857.5	4.92	13	PASS
16QAM	18900	1880	4.71	13	PASS
16QAM	19125	1902.5	4.81	13	PASS
64QAM	18675	1857.5	5.82	13	PASS
64QAM	18900	1880	5.54	13	PASS
64QAM	19125	1902.5	5.60	13	PASS
256QAM	18675	1857.5	6.70	13	PASS
256QAM	18900	1880	6.77	13	PASS
256QAM	19125	1902.5	6.63	13	PASS

Spectrum Plot of Worst Value

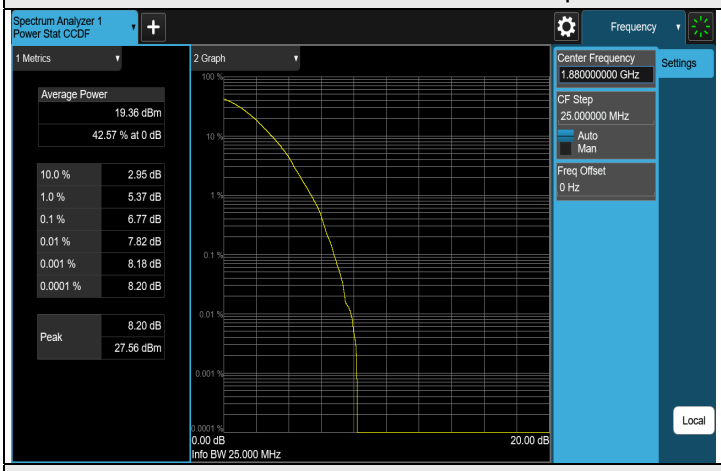

256QAM CH 18900 (1880 MHz)

LTE Band 2 - Ant 0, Channel Bandwidth: 20 MHz

Modulation	Channel	Frequency (MHz)	Measurement Value(dB)	Limit (dB)	Result
QPSK	18700	1860	4.22	13	PASS
QPSK	18900	1880	3.92	13	PASS
QPSK	19100	1900	4.22	13	PASS
16QAM	18700	1860	4.99	13	PASS
16QAM	18900	1880	4.78	13	PASS
16QAM	19100	1900	5.00	13	PASS
64QAM	18700	1860	5.72	13	PASS
64QAM	18900	1880	5.45	13	PASS
64QAM	19100	1900	5.81	13	PASS
256QAM	18700	1860	6.63	13	PASS
256QAM	18900	1880	6.74	13	PASS
256QAM	19100	1900	6.67	13	PASS

Spectrum Plot of Worst Value

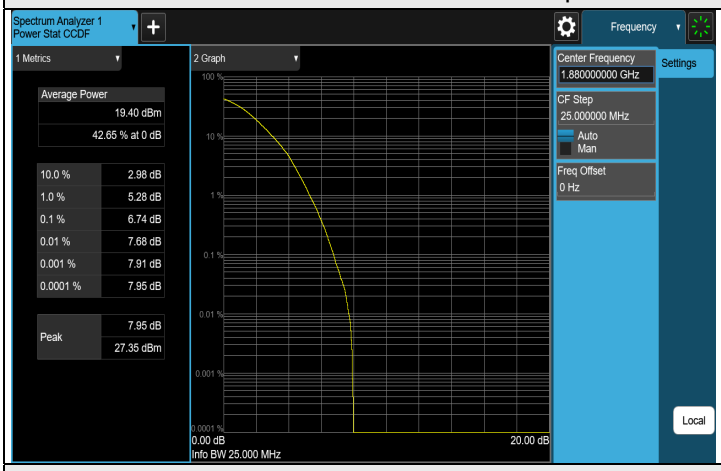

256QAM CH 18900 (1880 MHz)

7.3.2 LTE Band 4

LTE Band 4 - Ant 0, Channel Bandwidth: 1.4 MHz

Modulation	Channel	Frequency (MHz)	Measurement Value(dB)	Limit (dB)	Result
QPSK	19957	1710.7	3.60	13	PASS
QPSK	20175	1732.5	4.06	13	PASS
QPSK	20393	1754.3	3.85	13	PASS
16QAM	19957	1710.7	4.27	13	PASS
16QAM	20175	1732.5	4.86	13	PASS
16QAM	20393	1754.3	4.59	13	PASS
64QAM	19957	1710.7	5.26	13	PASS
64QAM	20175	1732.5	5.76	13	PASS
64QAM	20393	1754.3	5.52	13	PASS
256QAM	19957	1710.7	6.85	13	PASS
256QAM	20175	1732.5	6.98	13	PASS
256QAM	20393	1754.3	6.77	13	PASS

Spectrum Plot of Worst Value

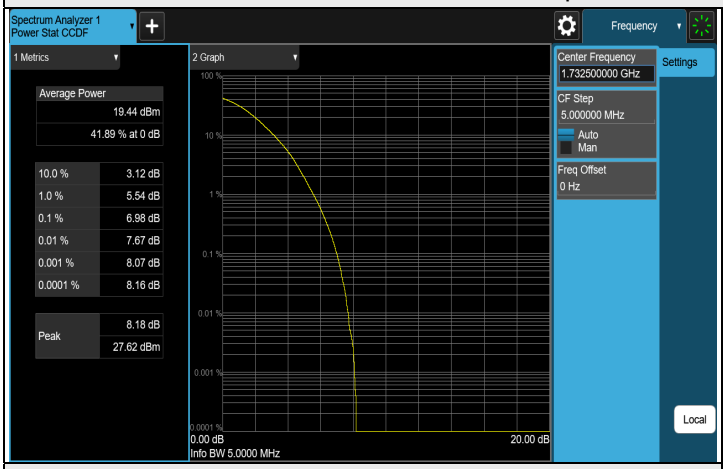

256QAM CH 20175 (1732.5 MHz)

LTE Band 4 - Ant 0, Channel Bandwidth: 3 MHz

Modulation	Channel	Frequency (MHz)	Measurement Value(dB)	Limit (dB)	Result
QPSK	19965	1711.5	3.60	13	PASS
QPSK	20175	1732.5	4.05	13	PASS
QPSK	20385	1753.5	3.78	13	PASS
16QAM	19965	1711.5	4.30	13	PASS
16QAM	20175	1732.5	4.82	13	PASS
16QAM	20385	1753.5	4.53	13	PASS
64QAM	19965	1711.5	5.25	13	PASS
64QAM	20175	1732.5	5.75	13	PASS
64QAM	20385	1753.5	5.50	13	PASS
256QAM	19965	1711.5	6.76	13	PASS
256QAM	20175	1732.5	7.05	13	PASS
256QAM	20385	1753.5	6.84	13	PASS

Spectrum Plot of Worst Value

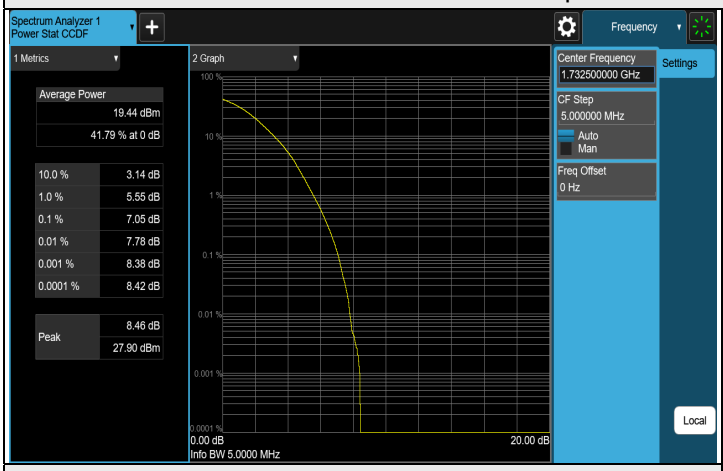

256QAM CH 20175 (1732.5 MHz)

LTE Band 4 - Ant 0, Channel Bandwidth: 5 MHz

Modulation	Channel	Frequency (MHz)	Measurement Value(dB)	Limit (dB)	Result
QPSK	19975	1712.5	3.57	13	PASS
QPSK	20175	1732.5	4.02	13	PASS
QPSK	20375	1752.5	3.77	13	PASS
16QAM	19975	1712.5	4.30	13	PASS
16QAM	20175	1732.5	4.78	13	PASS
16QAM	20375	1752.5	4.53	13	PASS
64QAM	19975	1712.5	5.25	13	PASS
64QAM	20175	1732.5	5.72	13	PASS
64QAM	20375	1752.5	5.48	13	PASS
256QAM	19975	1712.5	6.79	13	PASS
256QAM	20175	1732.5	7.04	13	PASS
256QAM	20375	1752.5	6.91	13	PASS

Spectrum Plot of Worst Value

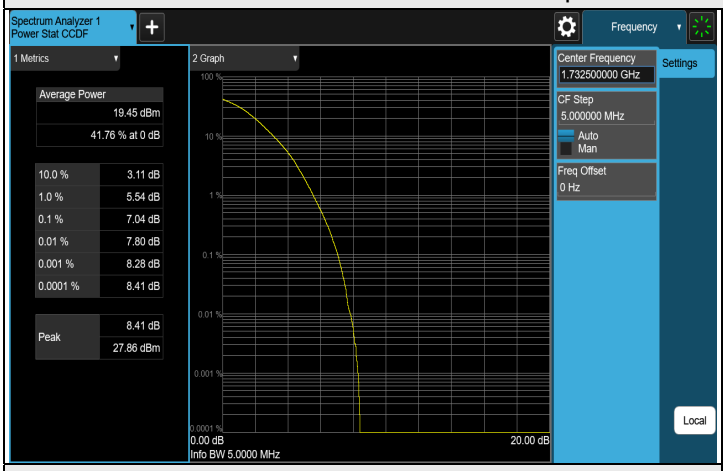

256QAM CH 20175 (1732.5 MHz)

LTE Band 4 - Ant 0, Channel Bandwidth: 10 MHz

Modulation	Channel	Frequency (MHz)	Measurement Value(dB)	Limit (dB)	Result
QPSK	20000	1715	3.52	13	PASS
QPSK	20175	1732.5	4.02	13	PASS
QPSK	20350	1750	3.79	13	PASS
16QAM	20000	1715	4.36	13	PASS
16QAM	20175	1732.5	4.83	13	PASS
16QAM	20350	1750	4.66	13	PASS
64QAM	20000	1715	5.31	13	PASS
64QAM	20175	1732.5	5.66	13	PASS
64QAM	20350	1750	5.41	13	PASS
256QAM	20000	1715	6.78	13	PASS
256QAM	20175	1732.5	6.89	13	PASS
256QAM	20350	1750	6.92	13	PASS

Spectrum Plot of Worst Value

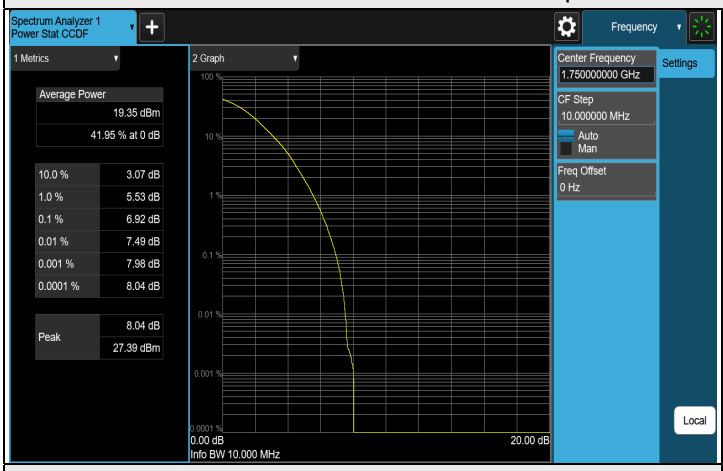

256QAM CH 20350 (1750 MHz)

LTE Band 4 - Ant 0, Channel Bandwidth: 15 MHz

Modulation	Channel	Frequency (MHz)	Measurement Value(dB)	Limit (dB)	Result
QPSK	20025	1717.5	3.74	13	PASS
QPSK	20175	1732.5	4.10	13	PASS
QPSK	20325	1747.5	4.09	13	PASS
16QAM	20025	1717.5	4.37	13	PASS
16QAM	20175	1732.5	4.80	13	PASS
16QAM	20325	1747.5	4.84	13	PASS
64QAM	20025	1717.5	5.28	13	PASS
64QAM	20175	1732.5	5.76	13	PASS
64QAM	20325	1747.5	5.69	13	PASS
256QAM	20025	1717.5	6.81	13	PASS
256QAM	20175	1732.5	7.01	13	PASS
256QAM	20325	1747.5	6.88	13	PASS

Spectrum Plot of Worst Value

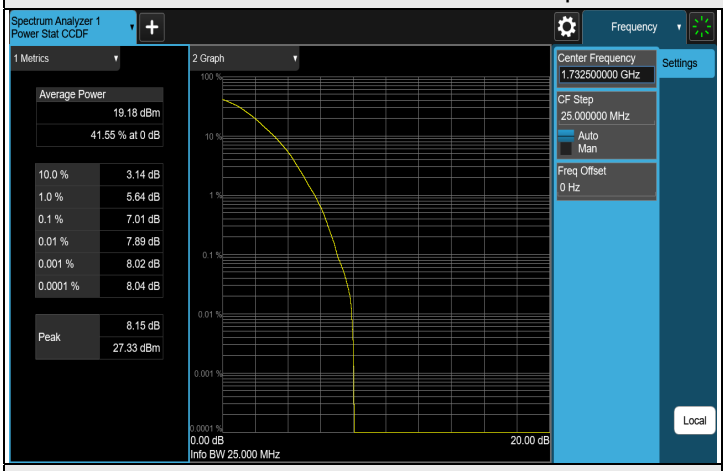

256QAM CH 20175 (1732.5 MHz)

LTE Band 4 - Ant 0, Channel Bandwidth: 20 MHz

Modulation	Channel	Frequency (MHz)	Measurement Value(dB)	Limit (dB)	Result
QPSK	20050	1720	3.75	13	PASS
QPSK	20175	1732.5	4.00	13	PASS
QPSK	20300	1745	4.17	13	PASS
16QAM	20050	1720	4.49	13	PASS
16QAM	20175	1732.5	4.76	13	PASS
16QAM	20300	1745	4.81	13	PASS
64QAM	20050	1720	5.18	13	PASS
64QAM	20175	1732.5	5.55	13	PASS
64QAM	20300	1745	5.71	13	PASS
256QAM	20050	1720	7.15	13	PASS
256QAM	20175	1732.5	6.97	13	PASS
256QAM	20300	1745	7.09	13	PASS

Spectrum Plot of Worst Value

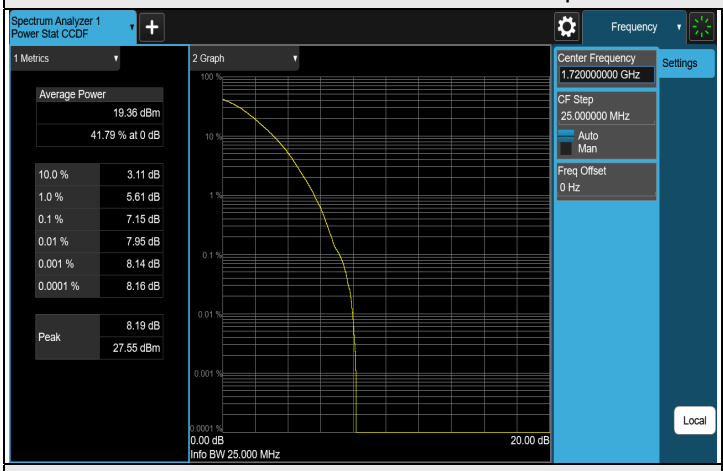

256QAM CH 20050 (1720 MHz)

7.3.3 LTE Band 5

LTE Band 5 - Ant 0, Channel Bandwidth: 1.4 MHz

Modulation	Channel	Frequency (MHz)	Measurement Value(dB)	Limit (dB)	Result
QPSK	20407	824.7	3.17	13	PASS
QPSK	20525	836.5	3.93	13	PASS
QPSK	20643	848.3	3.68	13	PASS
16QAM	20407	824.7	3.75	13	PASS
16QAM	20525	836.5	4.68	13	PASS
16QAM	20643	848.3	4.34	13	PASS
64QAM	20407	824.7	4.85	13	PASS
64QAM	20525	836.5	5.60	13	PASS
64QAM	20643	848.3	5.35	13	PASS
256QAM	20407	824.7	6.38	13	PASS
256QAM	20525	836.5	6.64	13	PASS
256QAM	20643	848.3	6.55	13	PASS

Spectrum Plot of Worst Value

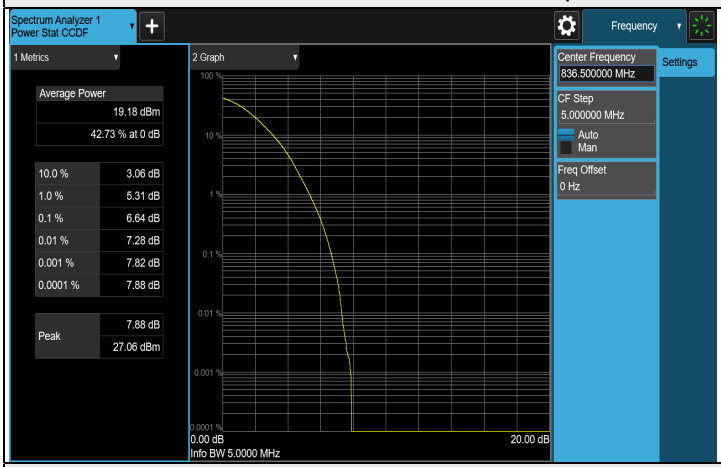

256QAM CH 20525 (836.5 MHz)

LTE Band 5 - Ant 0, Channel Bandwidth: 3 MHz

Modulation	Channel	Frequency (MHz)	Measurement Value(dB)	Limit (dB)	Result
QPSK	20415	825.5	3.13	13	PASS
QPSK	20525	836.5	3.87	13	PASS
QPSK	20635	847.5	3.35	13	PASS
16QAM	20415	825.5	3.85	13	PASS
16QAM	20525	836.5	4.58	13	PASS
16QAM	20635	847.5	3.95	13	PASS
64QAM	20415	825.5	4.80	13	PASS
64QAM	20525	836.5	5.49	13	PASS
64QAM	20635	847.5	4.97	13	PASS
256QAM	20415	825.5	6.41	13	PASS
256QAM	20525	836.5	6.60	13	PASS
256QAM	20635	847.5	6.52	13	PASS

Spectrum Plot of Worst Value

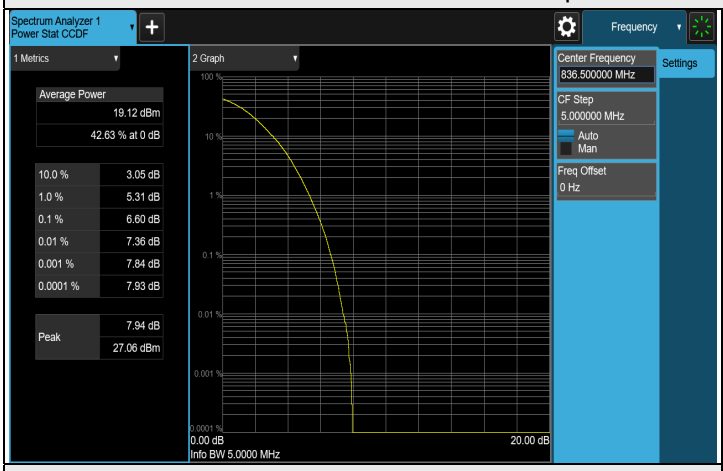

256QAM CH 20525 (836.5 MHz)

LTE Band 5 - Ant 0, Channel Bandwidth: 5 MHz

Modulation	Channel	Frequency (MHz)	Measurement Value(dB)	Limit (dB)	Result
QPSK	20425	826.5	3.05	13	PASS
QPSK	20525	836.5	3.65	13	PASS
QPSK	20625	846.5	2.87	13	PASS
16QAM	20425	826.5	3.70	13	PASS
16QAM	20525	836.5	4.35	13	PASS
16QAM	20625	846.5	3.58	13	PASS
64QAM	20425	826.5	4.72	13	PASS
64QAM	20525	836.5	5.29	13	PASS
64QAM	20625	846.5	4.55	13	PASS
256QAM	20425	826.5	6.41	13	PASS
256QAM	20525	836.5	6.64	13	PASS
256QAM	20625	846.5	6.37	13	PASS

Spectrum Plot of Worst Value

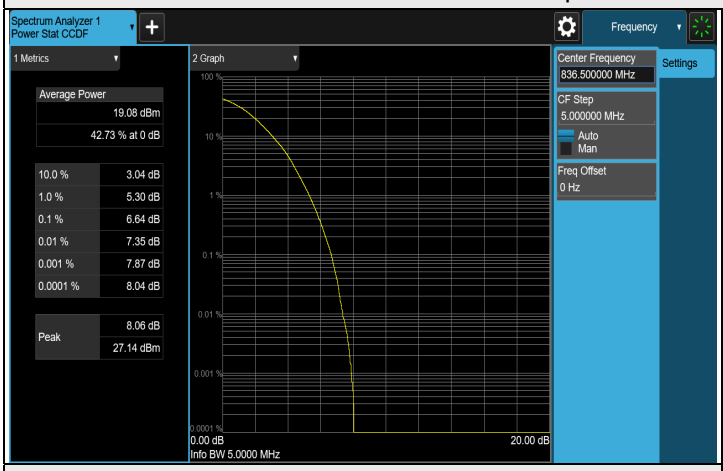

256QAM CH 20525 (836.5 MHz)

LTE Band 5 - Ant 0, Channel Bandwidth: 10 MHz

Modulation	Channel	Frequency (MHz)	Measurement Value(dB)	Limit (dB)	Result
QPSK	20450	829	2.98	13	PASS
QPSK	20525	836.5	3.51	13	PASS
QPSK	20600	844	3.36	13	PASS
16QAM	20450	829	3.76	13	PASS
16QAM	20525	836.5	4.34	13	PASS
16QAM	20600	844	4.11	13	PASS
64QAM	20450	829	4.68	13	PASS
64QAM	20525	836.5	5.14	13	PASS
64QAM	20600	844	5.04	13	PASS
256QAM	20450	829	6.52	13	PASS
256QAM	20525	836.5	6.72	13	PASS
256QAM	20600	844	6.36	13	PASS

Spectrum Plot of Worst Value

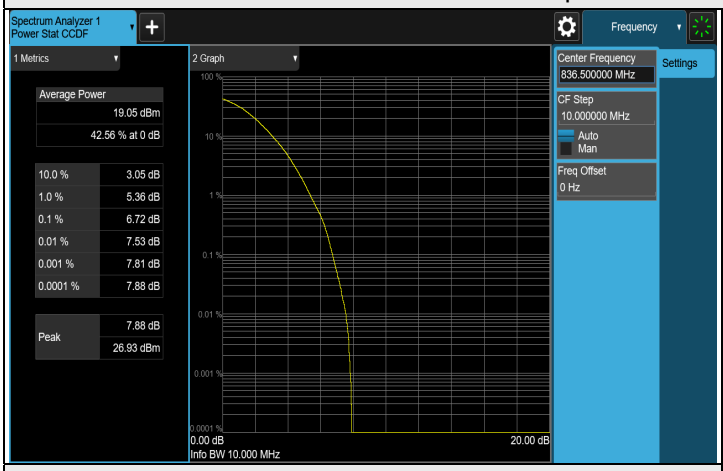

256QAM CH 20525 (836.5 MHz)

7.3.4 LTE Band 7

LTE Band 7 - Ant 6, Channel Bandwidth: 5 MHz

Modulation	Channel	Frequency (MHz)	Measurement Value(dB)	Limit (dB)	Result
QPSK	20775	2502.5	4.16	13	PASS
QPSK	21100	2535	4.19	13	PASS
QPSK	21425	2567.5	3.80	13	PASS
16QAM	20775	2502.5	4.88	13	PASS
16QAM	21100	2535	4.96	13	PASS
16QAM	21425	2567.5	4.47	13	PASS
64QAM	20775	2502.5	5.68	13	PASS
64QAM	21100	2535	5.67	13	PASS
64QAM	21425	2567.5	5.32	13	PASS
256QAM	20775	2502.5	6.87	13	PASS
256QAM	21100	2535	6.89	13	PASS
256QAM	21425	2567.5	6.69	13	PASS

Spectrum Plot of Worst Value

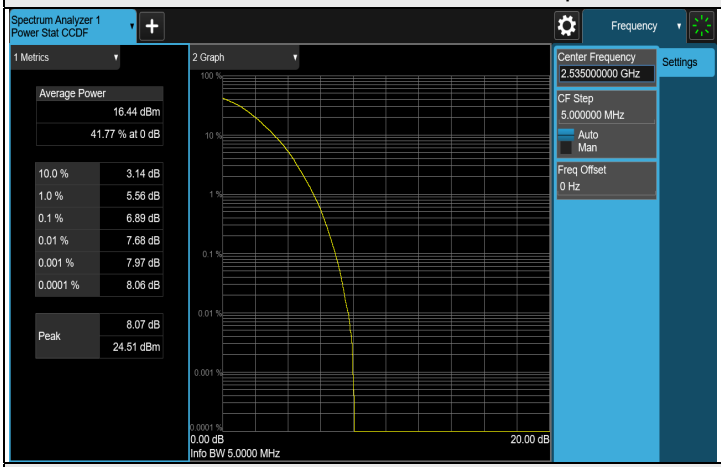

256QAM CH 21100 (2535 MHz)

LTE Band 7 - Ant 6, Channel Bandwidth: 10 MHz

Modulation	Channel	Frequency (MHz)	Measurement Value(dB)	Limit (dB)	Result
QPSK	20800	2505	3.70	13	PASS
QPSK	21100	2535	4.16	13	PASS
QPSK	21400	2565	3.62	13	PASS
16QAM	20800	2505	4.56	13	PASS
16QAM	21100	2535	4.97	13	PASS
16QAM	21400	2565	4.44	13	PASS
64QAM	20800	2505	5.29	13	PASS
64QAM	21100	2535	5.73	13	PASS
64QAM	21400	2565	5.29	13	PASS
256QAM	20800	2505	6.68	13	PASS
256QAM	21100	2535	6.75	13	PASS
256QAM	21400	2565	6.62	13	PASS

Spectrum Plot of Worst Value

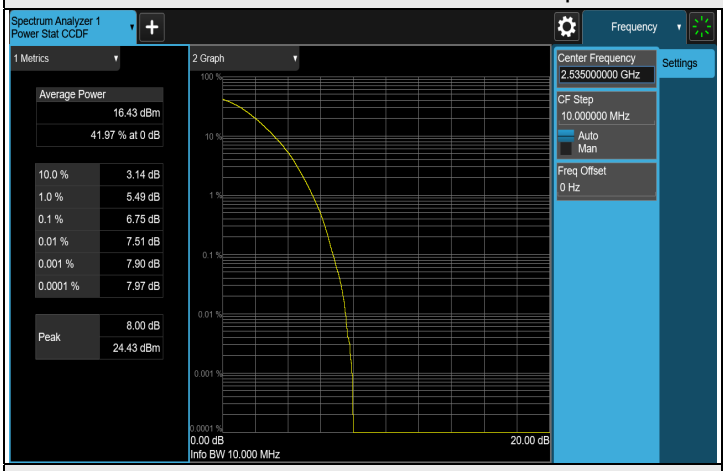

256QAM CH 21100 (2535 MHz)

LTE Band 7 - Ant 6, Channel Bandwidth: 15 MHz

Modulation	Channel	Frequency (MHz)	Measurement Value(dB)	Limit (dB)	Result
QPSK	20825	2507.5	3.92	13	PASS
QPSK	21100	2535	4.29	13	PASS
QPSK	21375	2562.5	3.68	13	PASS
16QAM	20825	2507.5	4.73	13	PASS
16QAM	21100	2535	5.06	13	PASS
16QAM	21375	2562.5	4.45	13	PASS
64QAM	20825	2507.5	5.41	13	PASS
64QAM	21100	2535	5.76	13	PASS
64QAM	21375	2562.5	5.23	13	PASS
256QAM	20825	2507.5	6.84	13	PASS
256QAM	21100	2535	6.82	13	PASS
256QAM	21375	2562.5	6.64	13	PASS

Spectrum Plot of Worst Value

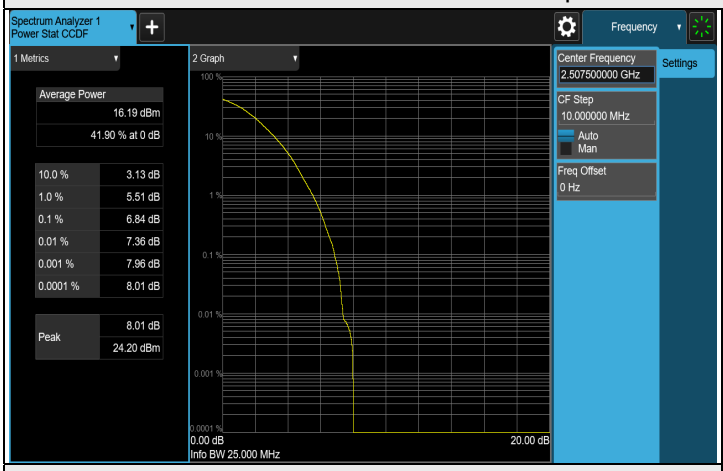

256QAM CH 20825 (2507.5 MHz)

LTE Band 7 - Ant 6, Channel Bandwidth: 20 MHz

Modulation	Channel	Frequency (MHz)	Measurement Value(dB)	Limit (dB)	Result
QPSK	20850	2510	3.93	13	PASS
QPSK	21100	2535	4.22	13	PASS
QPSK	21350	2560	3.81	13	PASS
16QAM	20850	2510	4.66	13	PASS
16QAM	21100	2535	5.05	13	PASS
16QAM	21350	2560	4.55	13	PASS
64QAM	20850	2510	5.45	13	PASS
64QAM	21100	2535	5.70	13	PASS
64QAM	21350	2560	5.17	13	PASS
256QAM	20850	2510	6.64	13	PASS
256QAM	21100	2535	6.67	13	PASS
256QAM	21350	2560	6.79	13	PASS

Spectrum Plot of Worst Value

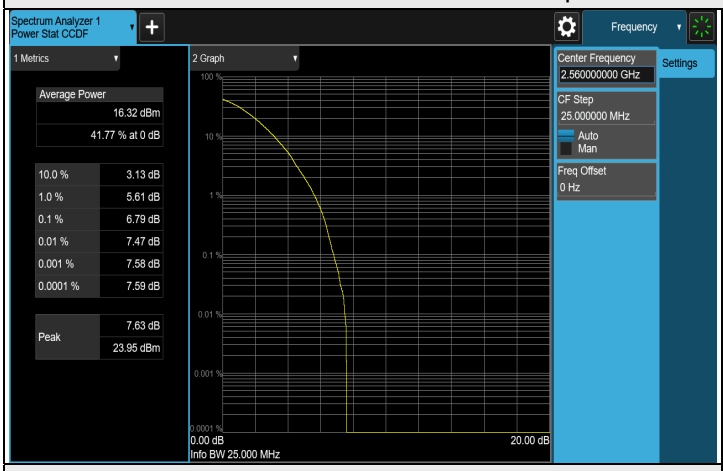

256QAM CH 21350 (2560 MHz)

7.3.5 LTE Band 12

LTE Band 12 - Ant 0, Channel Bandwidth: 1.4 MHz

Modulation	Channel	Frequency (MHz)	Measurement Value(dB)	Limit (dB)	Result
QPSK	23017	699.7	3.71	13	PASS
QPSK	23095	707.5	4.08	13	PASS
QPSK	23173	715.3	4.08	13	PASS
16QAM	23017	699.7	4.48	13	PASS
16QAM	23095	707.5	4.86	13	PASS
16QAM	23173	715.3	4.88	13	PASS
64QAM	23017	699.7	5.37	13	PASS
64QAM	23095	707.5	5.70	13	PASS
64QAM	23173	715.3	5.67	13	PASS
256QAM	23017	699.7	6.72	13	PASS
256QAM	23095	707.5	6.63	13	PASS
256QAM	23173	715.3	6.63	13	PASS

Spectrum Plot of Worst Value

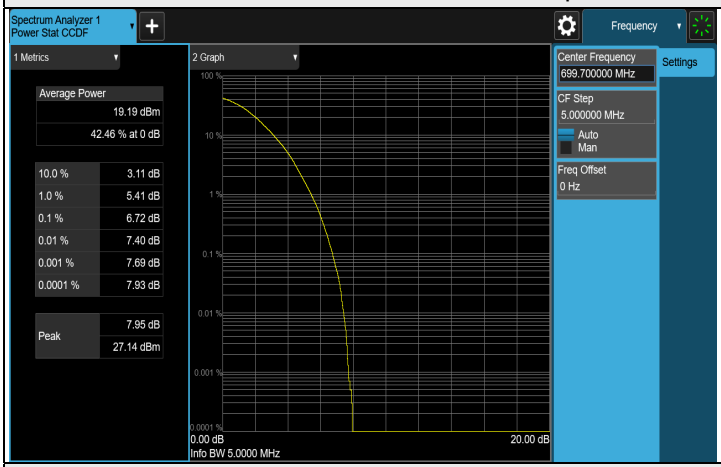

256QAM CH 23017 (699.7 MHz)

LTE Band 12 - Ant 0, Channel Bandwidth: 3 MHz

Modulation	Channel	Frequency (MHz)	Measurement Value(dB)	Limit (dB)	Result
QPSK	23025	700.5	3.76	13	PASS
QPSK	23095	707.5	4.21	13	PASS
QPSK	23165	714.5	3.98	13	PASS
16QAM	23025	700.5	4.46	13	PASS
16QAM	23095	707.5	4.98	13	PASS
16QAM	23165	714.5	4.64	13	PASS
64QAM	23025	700.5	5.40	13	PASS
64QAM	23095	707.5	5.82	13	PASS
64QAM	23165	714.5	5.54	13	PASS
256QAM	23025	700.5	6.66	13	PASS
256QAM	23095	707.5	6.72	13	PASS
256QAM	23165	714.5	6.64	13	PASS

Spectrum Plot of Worst Value

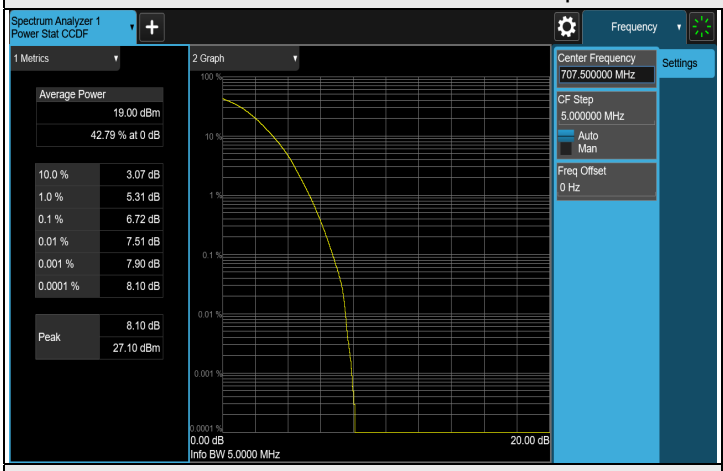

256QAM CH 23095 (707.5 MHz)

LTE Band 12 - Ant 0, Channel Bandwidth: 5 MHz

Modulation	Channel	Frequency (MHz)	Measurement Value(dB)	Limit (dB)	Result
QPSK	23035	701.5	3.76	13	PASS
QPSK	23095	707.5	4.25	13	PASS
QPSK	23155	713.5	3.88	13	PASS
16QAM	23035	701.5	4.46	13	PASS
16QAM	23095	707.5	5.02	13	PASS
16QAM	23155	713.5	4.57	13	PASS
64QAM	23035	701.5	5.30	13	PASS
64QAM	23095	707.5	5.79	13	PASS
64QAM	23155	713.5	5.37	13	PASS
256QAM	23035	701.5	6.69	13	PASS
256QAM	23095	707.5	6.76	13	PASS
256QAM	23155	713.5	6.68	13	PASS

Spectrum Plot of Worst Value

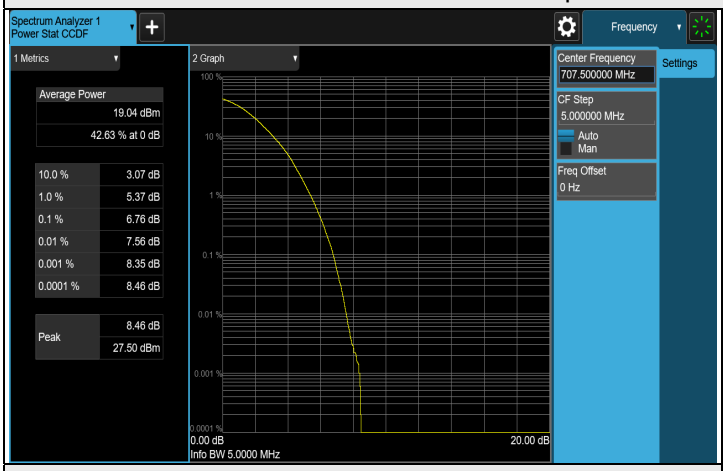

256QAM CH 23095 (707.5 MHz)

LTE Band 12 - Ant 0, Channel Bandwidth: 10 MHz

Modulation	Channel	Frequency (MHz)	Measurement Value(dB)	Limit (dB)	Result
QPSK	23060	704	3.87	13	PASS
QPSK	23095	707.5	4.43	13	PASS
QPSK	23130	711	4.19	13	PASS
16QAM	23060	704	4.65	13	PASS
16QAM	23095	707.5	5.25	13	PASS
16QAM	23130	711	5.06	13	PASS
64QAM	23060	704	5.39	13	PASS
64QAM	23095	707.5	5.95	13	PASS
64QAM	23130	711	5.79	13	PASS
256QAM	23060	704	6.61	13	PASS
256QAM	23095	707.5	6.55	13	PASS
256QAM	23130	711	6.79	13	PASS

Spectrum Plot of Worst Value

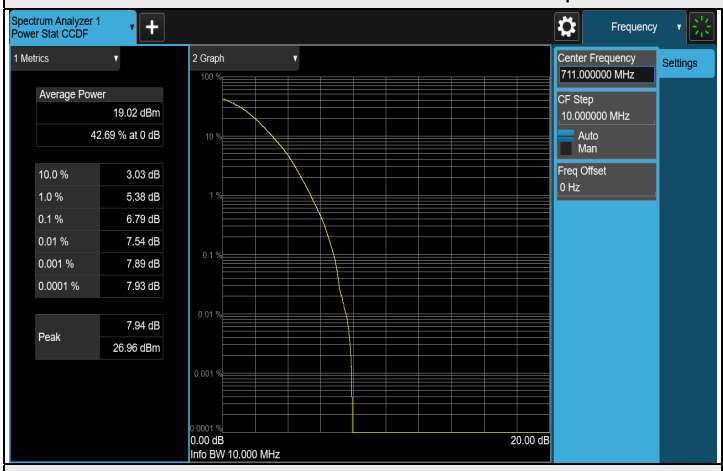

256QAM CH 23130 (711 MHz)

7.3.6 LTE Band 13

LTE Band 13 - Ant 0, Channel Bandwidth: 5 MHz

Modulation	Channel	Frequency (MHz)	Measurement Value(dB)	Limit (dB)	Result
QPSK	23205	779.5	3.06	13	PASS
QPSK	23230	782	3.02	13	PASS
QPSK	23255	784.5	3.73	13	PASS
16QAM	23205	779.5	3.71	13	PASS
16QAM	23230	782	3.65	13	PASS
16QAM	23255	784.5	4.43	13	PASS
64QAM	23205	779.5	4.50	13	PASS
64QAM	23230	782	4.71	13	PASS
64QAM	23255	784.5	5.43	13	PASS
256QAM	23205	779.5	6.38	13	PASS
256QAM	23230	782	6.43	13	PASS
256QAM	23255	784.5	6.60	13	PASS

Spectrum Plot of Worst Value

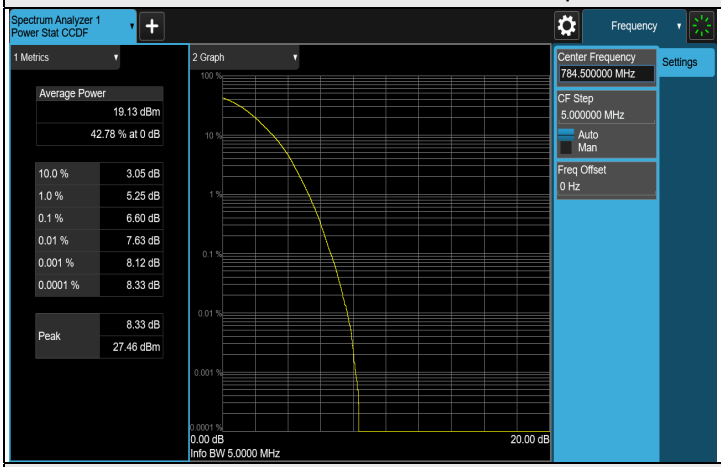

256QAM CH 23255 (784.5 MHz)

LTE Band 13 - Ant 0, Channel Bandwidth: 10 MHz

Modulation	Channel	Frequency (MHz)	Measurement Value(dB)	Limit (dB)	Result
QPSK	23230	782	3.06	13	PASS
16QAM	23230	782	3.86	13	PASS
64QAM	23230	782	4.52	13	PASS
256QAM	23230	782	6.46	13	PASS

Spectrum Plot of Worst Value

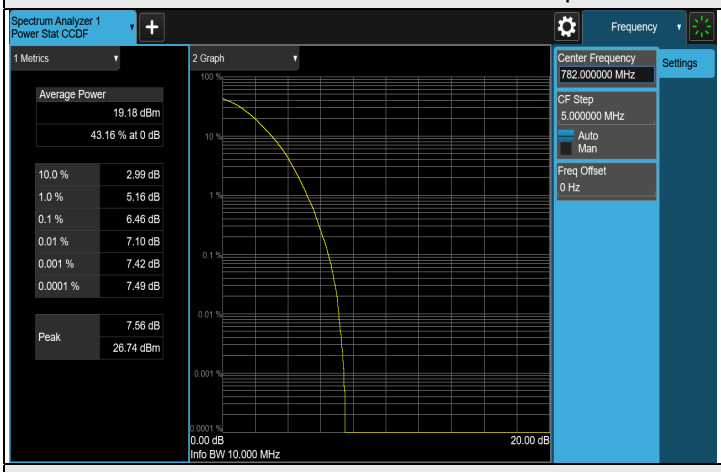

256QAM CH 23230 (782 MHz)

7.3.7 LTE Band 14

LTE Band 14 - Ant 0, Channel Bandwidth: 5 MHz

Modulation	Channel	Frequency (MHz)	Measurement Value(dB)	Limit (dB)	Result
QPSK	23305	790.5	3.71	13	PASS
QPSK	23330	793	3.59	13	PASS
QPSK	23355	795.5	3.50	13	PASS
16QAM	23305	790.5	4.45	13	PASS
16QAM	23330	793	4.24	13	PASS
16QAM	23355	795.5	4.17	13	PASS
64QAM	23305	790.5	5.32	13	PASS
64QAM	23330	793	5.16	13	PASS
64QAM	23355	795.5	5.16	13	PASS
256QAM	23305	790.5	6.59	13	PASS
256QAM	23330	793	6.55	13	PASS
256QAM	23355	795.5	6.58	13	PASS

Spectrum Plot of Worst Value

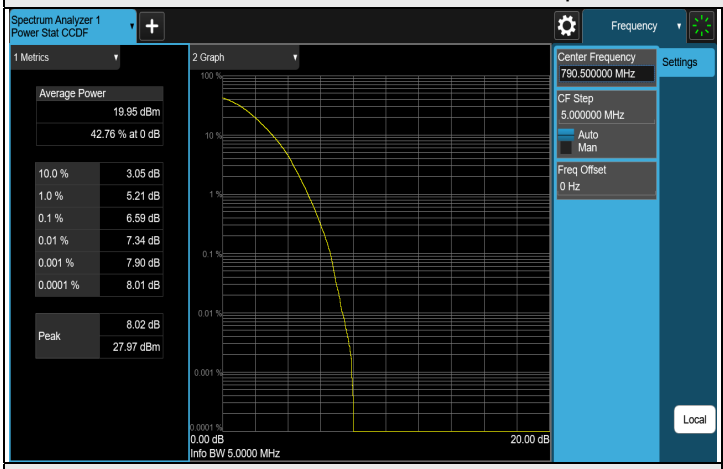

256QAM CH 23305 (790.5 MHz)

LTE Band 14 - Ant 0, Channel Bandwidth: 10 MHz

Modulation	Channel	Frequency (MHz)	Measurement Value(dB)	Limit (dB)	Result
QPSK	23330	793	3.72	13	PASS
16QAM	23330	793	4.49	13	PASS
64QAM	23330	793	5.31	13	PASS
256QAM	23330	793	6.75	13	PASS

Spectrum Plot of Worst Value

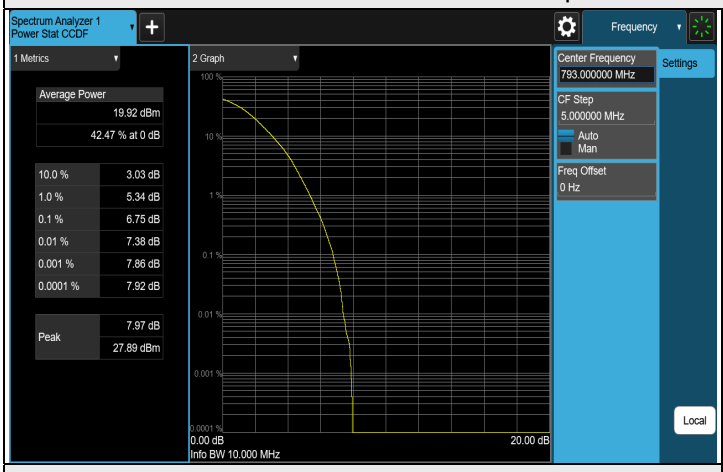

256QAM CH 23330 (793 MHz)

7.3.8 LTE Band 17

LTE Band 17 - Ant 0, Channel Bandwidth: 5 MHz

Modulation	Channel	Frequency (MHz)	Measurement Value(dB)	Limit (dB)	Result
QPSK	23755	706.5	4.31	13	PASS
QPSK	23790	710	4.15	13	PASS
QPSK	23825	713.5	4.04	13	PASS
16QAM	23755	706.5	5.12	13	PASS
16QAM	23790	710	4.91	13	PASS
16QAM	23825	713.5	4.81	13	PASS
64QAM	23755	706.5	5.89	13	PASS
64QAM	23790	710	5.72	13	PASS
64QAM	23825	713.5	5.60	13	PASS
256QAM	23755	706.5	6.85	13	PASS
256QAM	23790	710	6.70	13	PASS
256QAM	23825	713.5	6.68	13	PASS

Spectrum Plot of Worst Value

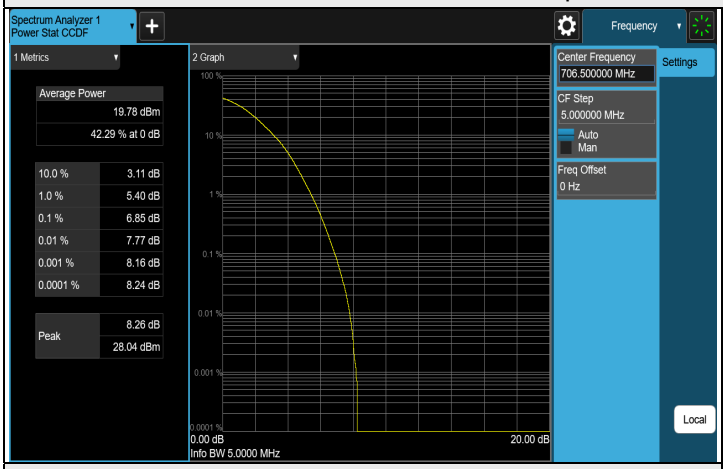

256QAM CH 23755 (706.5 MHz)

LTE Band 17 - Ant 0, Channel Bandwidth: 10 MHz

Modulation	Channel	Frequency (MHz)	Measurement Value(dB)	Limit (dB)	Result
QPSK	23780	709	4.26	13	PASS
QPSK	23790	710	4.32	13	PASS
QPSK	23800	711	4.22	13	PASS
16QAM	23780	709	5.05	13	PASS
16QAM	23790	710	5.15	13	PASS
16QAM	23800	711	5.07	13	PASS
64QAM	23780	709	5.79	13	PASS
64QAM	23790	710	5.91	13	PASS
64QAM	23800	711	5.84	13	PASS
256QAM	23780	709	6.82	13	PASS
256QAM	23790	710	6.82	13	PASS
256QAM	23800	711	6.72	13	PASS

Spectrum Plot of Worst Value

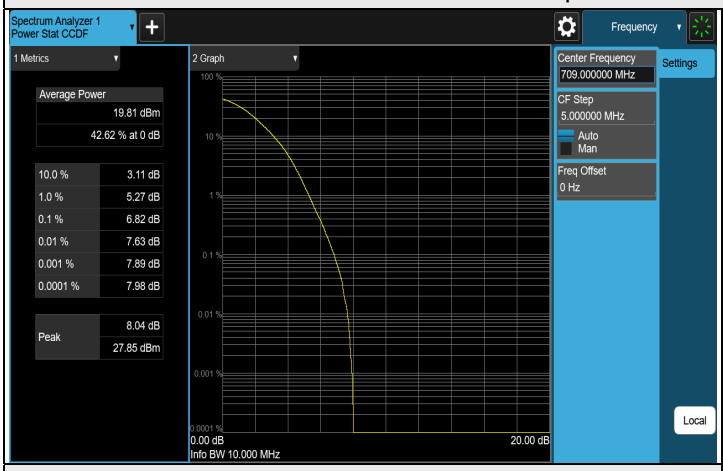

256QAM CH 23780 (709 MHz)

7.3.9 LTE Band 25

LTE Band 25 - Ant 7, Channel Bandwidth: 1.4 MHz

Modulation	Channel	Frequency (MHz)	Measurement Value(dB)	Limit (dB)	Result
QPSK	26047	1850.7	3.73	13	PASS
QPSK	26365	1882.5	3.64	13	PASS
QPSK	26683	1914.3	2.31	13	PASS
16QAM	26047	1850.7	4.42	13	PASS
16QAM	26365	1882.5	4.34	13	PASS
16QAM	26683	1914.3	2.97	13	PASS
64QAM	26047	1850.7	5.38	13	PASS
64QAM	26365	1882.5	5.33	13	PASS
64QAM	26683	1914.3	4.12	13	PASS
256QAM	26047	1850.7	6.54	13	PASS
256QAM	26365	1882.5	6.62	13	PASS
256QAM	26683	1914.3	6.28	13	PASS

Spectrum Plot of Worst Value

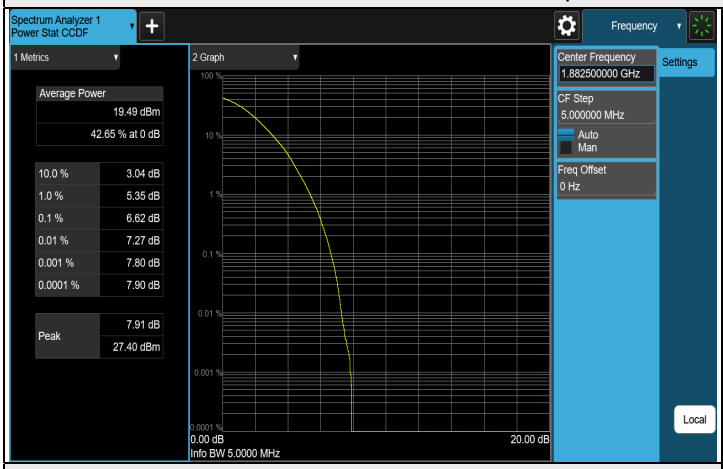

256QAM CH 26365 (1882.5 MHz)

LTE Band 25 - Ant 7, Channel Bandwidth: 3 MHz

Modulation	Channel	Frequency (MHz)	Measurement Value(dB)	Limit (dB)	Result
QPSK	26055	1851.5	3.72	13	PASS
QPSK	26365	1882.5	3.49	13	PASS
QPSK	26675	1913.5	2.78	13	PASS
16QAM	26055	1851.5	4.43	13	PASS
16QAM	26365	1882.5	4.19	13	PASS
16QAM	26675	1913.5	3.53	13	PASS
64QAM	26055	1851.5	5.36	13	PASS
64QAM	26365	1882.5	5.20	13	PASS
64QAM	26675	1913.5	4.55	13	PASS
256QAM	26055	1851.5	6.66	13	PASS
256QAM	26365	1882.5	6.59	13	PASS
256QAM	26675	1913.5	6.33	13	PASS

Spectrum Plot of Worst Value

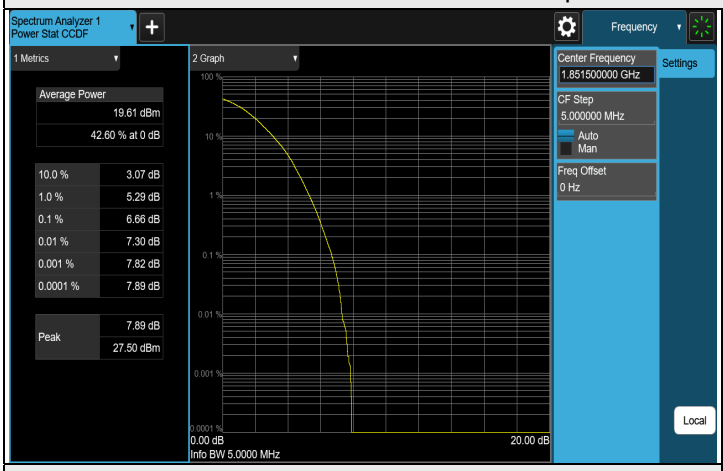

256QAM CH 26055 (1851.5 MHz)

LTE Band 25 - Ant 7, Channel Bandwidth: 5 MHz

Modulation	Channel	Frequency (MHz)	Measurement Value(dB)	Limit (dB)	Result
QPSK	26065	1852.5	3.72	13	PASS
QPSK	26365	1882.5	3.61	13	PASS
QPSK	26665	1912.5	3.14	13	PASS
16QAM	26065	1852.5	4.44	13	PASS
16QAM	26365	1882.5	4.32	13	PASS
16QAM	26665	1912.5	3.84	13	PASS
64QAM	26065	1852.5	5.33	13	PASS
64QAM	26365	1882.5	5.30	13	PASS
64QAM	26665	1912.5	4.85	13	PASS
256QAM	26065	1852.5	6.50	13	PASS
256QAM	26365	1882.5	6.63	13	PASS
256QAM	26665	1912.5	6.38	13	PASS

Spectrum Plot of Worst Value

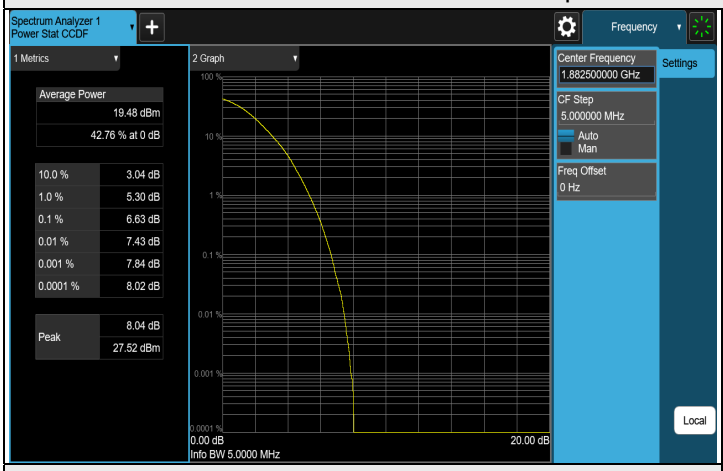

256QAM CH 26365 (1882.5 MHz)

LTE Band 25 - Ant 7, Channel Bandwidth: 10 MHz

Modulation	Channel	Frequency (MHz)	Measurement Value(dB)	Limit (dB)	Result
QPSK	26090	1855	3.68	13	PASS
QPSK	26365	1882.5	3.59	13	PASS
QPSK	26640	1910	3.37	13	PASS
16QAM	26090	1855	4.47	13	PASS
16QAM	26365	1882.5	4.38	13	PASS
16QAM	26640	1910	4.10	13	PASS
64QAM	26090	1855	5.36	13	PASS
64QAM	26365	1882.5	5.25	13	PASS
64QAM	26640	1910	5.09	13	PASS
256QAM	26090	1855	6.60	13	PASS
256QAM	26365	1882.5	6.44	13	PASS
256QAM	26640	1910	6.63	13	PASS

Spectrum Plot of Worst Value

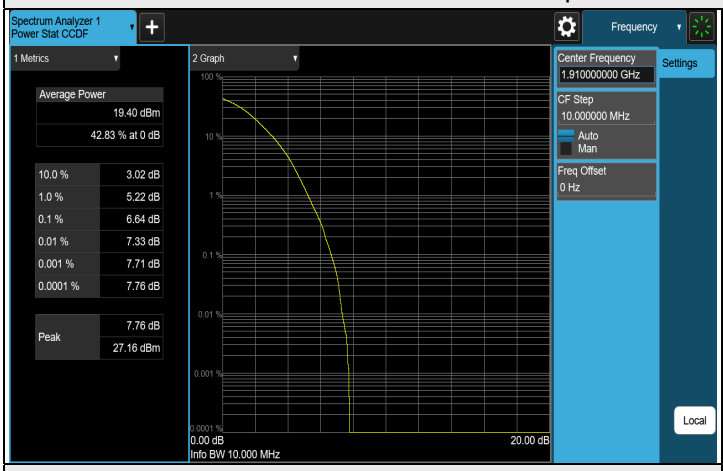

256QAM CH 26640 (1910 MHz)

LTE Band 25 - Ant 7, Channel Bandwidth: 15 MHz

Modulation	Channel	Frequency (MHz)	Measurement Value(dB)	Limit (dB)	Result
QPSK	26115	1857.5	3.94	13	PASS
QPSK	26365	1882.5	3.73	13	PASS
QPSK	26615	1907.5	3.45	13	PASS
16QAM	26115	1857.5	4.59	13	PASS
16QAM	26365	1882.5	4.39	13	PASS
16QAM	26615	1907.5	4.07	13	PASS
64QAM	26115	1857.5	5.48	13	PASS
64QAM	26365	1882.5	5.23	13	PASS
64QAM	26615	1907.5	5.02	13	PASS
256QAM	26115	1857.5	6.41	13	PASS
256QAM	26365	1882.5	6.55	13	PASS
256QAM	26615	1907.5	6.42	13	PASS

Spectrum Plot of Worst Value

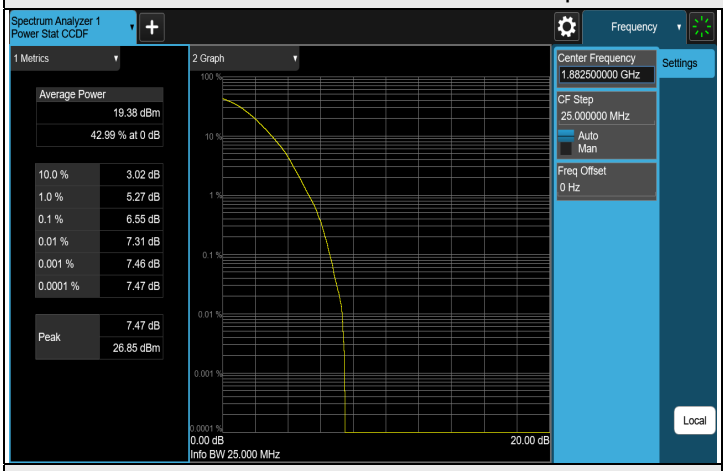

256QAM CH 26365 (1882.5 MHz)

LTE Band 25 - Ant 7, Channel Bandwidth: 20 MHz

Modulation	Channel	Frequency (MHz)	Measurement Value(dB)	Limit (dB)	Result
QPSK	26140	1860	3.95	13	PASS
QPSK	26365	1882.5	3.63	13	PASS
QPSK	26590	1905	3.67	13	PASS
16QAM	26140	1860	4.63	13	PASS
16QAM	26365	1882.5	4.40	13	PASS
16QAM	26590	1905	4.38	13	PASS
64QAM	26140	1860	5.50	13	PASS
64QAM	26365	1882.5	5.17	13	PASS
64QAM	26590	1905	5.24	13	PASS
256QAM	26140	1860	6.53	13	PASS
256QAM	26365	1882.5	6.49	13	PASS
256QAM	26590	1905	6.32	13	PASS

Spectrum Plot of Worst Value

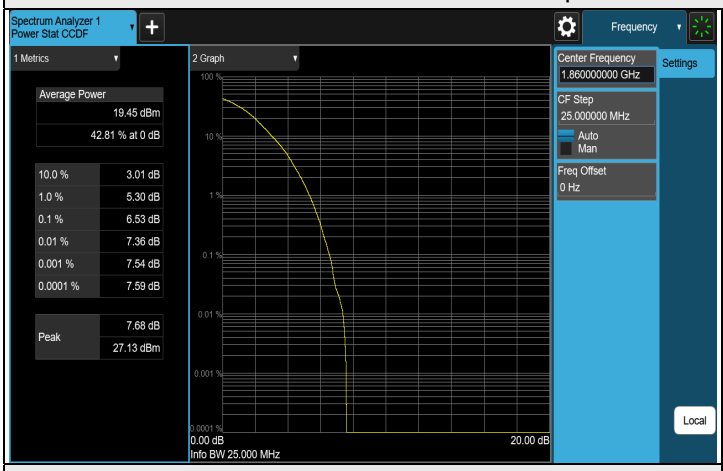

256QAM CH 26140 (1860 MHz)

7.3.10 LTE Band 26 (824 MHz ~ 849 MHz)

LTE Band 26 (824 MHz ~ 849 MHz) - Ant 0, Channel Bandwidth: 1.4 MHz

LTE Band 26 1.4M					
Modulation	Channel	Frequency (MHz)	Measurement Value(dB)	Limit (dB)	Result
QPSK	26797	824.7	3.87	13	PASS
QPSK	26915	836.5	3.46	13	PASS
QPSK	27033	848.3	3.22	13	PASS
16QAM	26797	824.7	4.57	13	PASS
16QAM	26915	836.5	4.12	13	PASS
16QAM	27033	848.3	3.92	13	PASS
64QAM	26797	824.7	5.43	13	PASS
64QAM	26915	836.5	5.12	13	PASS
64QAM	27033	848.3	4.95	13	PASS
256QAM	26797	824.7	6.62	13	PASS
256QAM	26915	836.5	6.54	13	PASS
256QAM	27033	848.3	6.55	13	PASS

Spectrum Plot of Worst Value

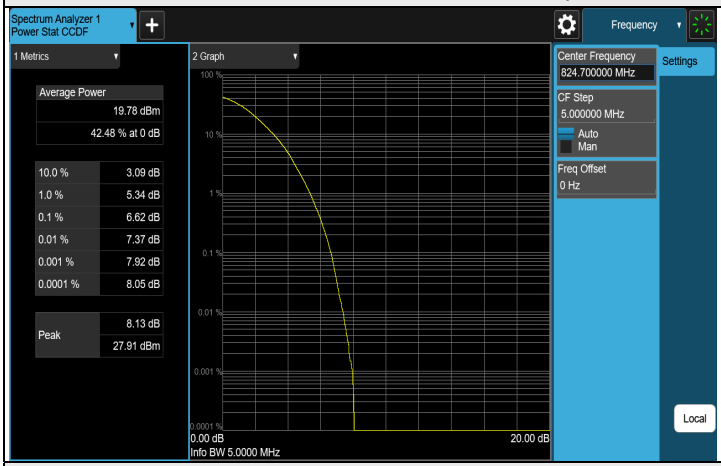

256QAM CH 26797 (824.7 MHz)

LTE Band 26 (824 MHz ~ 849 MHz) - Ant 0, Channel Bandwidth: 3 MHz

LTE Band 26 3M					
Modulation	Channel	Frequency (MHz)	Measurement Value(dB)	Limit (dB)	Result
QPSK	26805	825.5	3.82	13	PASS
QPSK	26915	836.5	3.25	13	PASS
QPSK	27025	847.5	3.19	13	PASS
16QAM	26805	825.5	4.59	13	PASS
16QAM	26915	836.5	3.92	13	PASS
16QAM	27025	847.5	3.86	13	PASS
64QAM	26805	825.5	5.41	13	PASS
64QAM	26915	836.5	4.88	13	PASS
64QAM	27025	847.5	4.91	13	PASS
256QAM	26805	825.5	6.56	13	PASS
256QAM	26915	836.5	6.43	13	PASS
256QAM	27025	847.5	6.54	13	PASS

Spectrum Plot of Worst Value

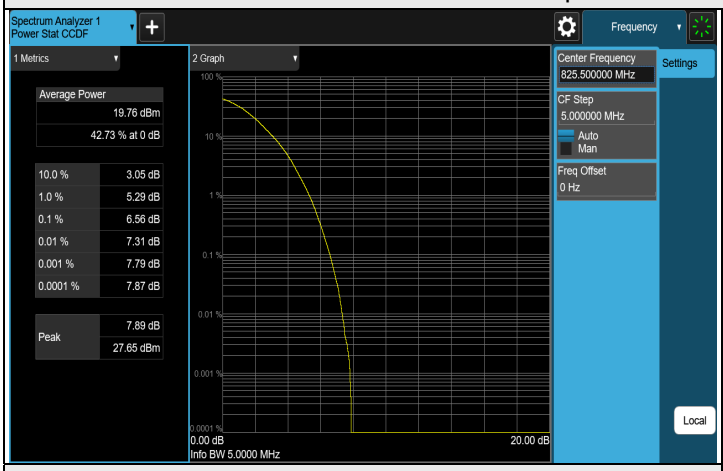

256QAM CH 26805 (825.5 MHz)

LTE Band 26 (824 MHz ~ 849 MHz) - Ant 0, Channel Bandwidth: 5 MHz

LTE Band 26 5M					
Modulation	Channel	Frequency (MHz)	Measurement Value(dB)	Limit (dB)	Result
QPSK	26815	826.5	3.78	13	PASS
QPSK	26915	836.5	3.16	13	PASS
QPSK	27015	846.5	8.43	13	PASS
16QAM	26815	826.5	4.52	13	PASS
16QAM	26915	836.5	3.86	13	PASS
16QAM	27015	846.5	8.41	13	PASS
64QAM	26815	826.5	5.40	13	PASS
64QAM	26915	836.5	4.89	13	PASS
64QAM	27015	846.5	8.40	13	PASS
256QAM	26815	826.5	6.71	13	PASS
256QAM	26915	836.5	6.33	13	PASS
256QAM	27015	846.5	6.71	13	PASS

Spectrum Plot of Worst Value

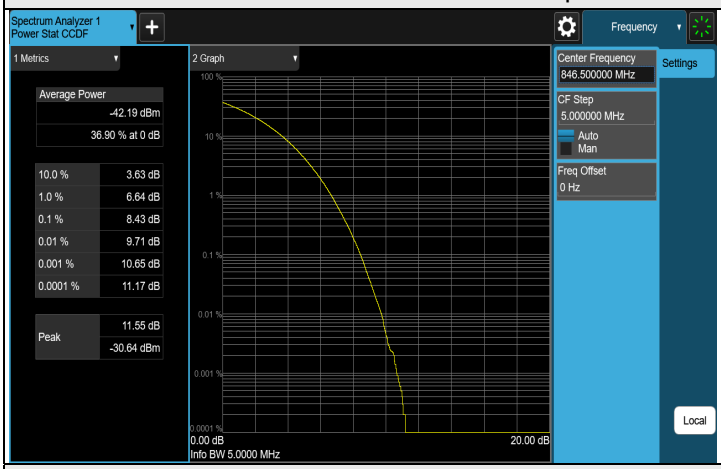

QPSK CH 27015 (846.5 MHz)

LTE Band 26 (824 MHz ~ 849 MHz) - Ant 0, Channel Bandwidth: 10 MHz

LTE Band 26 10M					
Modulation	Channel	Frequency (MHz)	Measurement Value(dB)	Limit (dB)	Result
QPSK	26840	829	3.77	13	PASS
QPSK	26915	836.5	3.32	13	PASS
QPSK	26990	844	3.83	13	PASS
16QAM	26840	829	4.57	13	PASS
16QAM	26915	836.5	4.08	13	PASS
16QAM	26990	844	4.66	13	PASS
64QAM	26840	829	5.36	13	PASS
64QAM	26915	836.5	4.98	13	PASS
64QAM	26990	844	5.49	13	PASS
256QAM	26840	829	6.58	13	PASS
256QAM	26915	836.5	6.61	13	PASS
256QAM	26990	844	6.62	13	PASS

Spectrum Plot of Worst Value

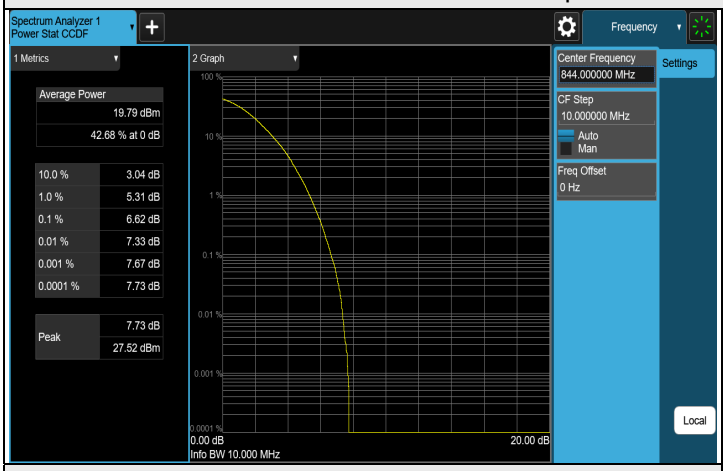

256QAM CH 26990 (844 MHz)

LTE Band 26 (824 MHz ~ 849 MHz) - Ant 0, Channel Bandwidth: 15 MHz

LTE Band 26 15M					
Modulation	Channel	Frequency (MHz)	Measurement Value(dB)	Limit (dB)	Result
QPSK	26865	831.5	3.99	13	PASS
QPSK	26915	836.5	3.63	13	PASS
QPSK	26965	841.5	3.44	13	PASS
16QAM	26865	831.5	4.72	13	PASS
16QAM	26915	836.5	4.22	13	PASS
16QAM	26965	841.5	4.02	13	PASS
64QAM	26865	831.5	5.50	13	PASS
64QAM	26915	836.5	5.10	13	PASS
64QAM	26965	841.5	4.84	13	PASS
256QAM	26865	831.5	6.49	13	PASS
256QAM	26915	836.5	6.49	13	PASS
256QAM	26965	841.5	6.29	13	PASS

Spectrum Plot of Worst Value

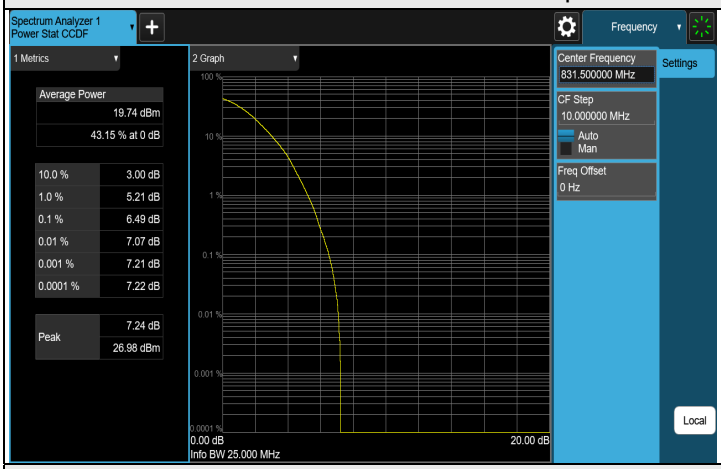

256QAM CH 26865 (831.5 MHz)

7.3.11 LTE Band 30

LTE Band 30 - Ant 6, Channel Bandwidth: 5 MHz

Modulation	Channel	Frequency (MHz)	Measurement Value(dB)	Limit (dB)	Result
QPSK	27685	2307.5	3.57	13	PASS
QPSK	27710	2310	3.74	13	PASS
QPSK	27735	2312.5	3.75	13	PASS
16QAM	27685	2307.5	4.37	13	PASS
16QAM	27710	2310	4.49	13	PASS
16QAM	27735	2312.5	4.55	13	PASS
64QAM	27685	2307.5	5.09	13	PASS
64QAM	27710	2310	5.18	13	PASS
64QAM	27735	2312.5	5.27	13	PASS
256QAM	27685	2307.5	6.50	13	PASS
256QAM	27710	2310	6.50	13	PASS
256QAM	27735	2312.5	6.68	13	PASS

Spectrum Plot of Worst Value

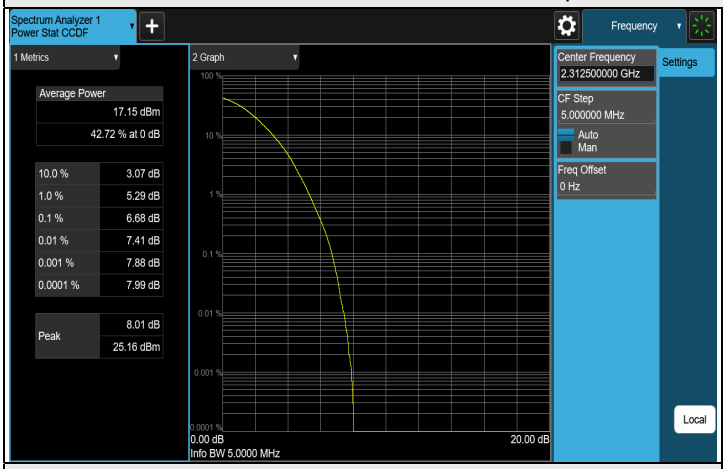

256QAM CH 27735 (2312.5 MHz)

LTE Band 30 - Ant 6, Channel Bandwidth: 10 MHz

Modulation	Channel	Frequency (MHz)	Measurement Value(dB)	Limit (dB)	Result
QPSK	27710	2310	3.60	13	PASS
16QAM	27710	2310	4.48	13	PASS
64QAM	27710	2310	5.17	13	PASS
256QAM	27710	2310	6.44	13	PASS

Spectrum Plot of Worst Value

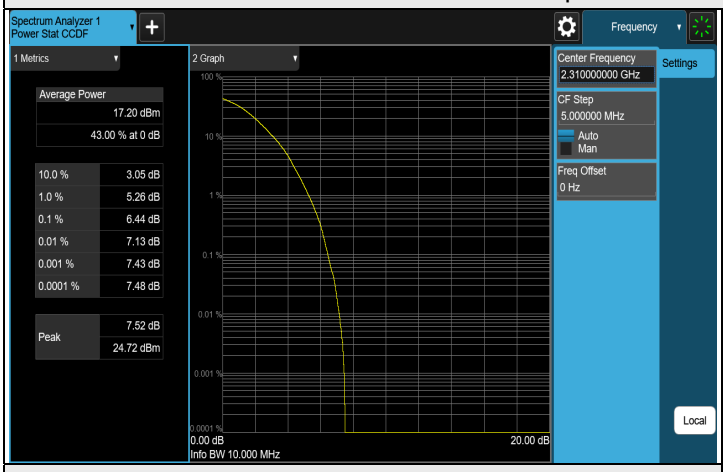

256QAM CH 27710 (2310 MHz)

7.3.12 LTE Band 38

LTE Band 38 - Ant 6, Channel Bandwidth: 5 MHz

Modulation	Channel	Frequency (MHz)	Measurement Value(dB)	Limit (dB)	Result
QPSK	37775	2572.5	7.82	13	PASS
QPSK	38000	2595	7.34	13	PASS
QPSK	38225	2617.5	7.36	13	PASS
16QAM	37775	2572.5	8.32	13	PASS
16QAM	38000	2595	7.96	13	PASS
16QAM	38225	2617.5	7.98	13	PASS
64QAM	37775	2572.5	9.12	13	PASS
64QAM	38000	2595	9.34	13	PASS
64QAM	38225	2617.5	8.36	13	PASS
256QAM	37775	2572.5	10.35	13	PASS
256QAM	38000	2595	10.74	13	PASS
256QAM	38225	2617.5	10.26	13	PASS

Spectrum Plot of Worst Value

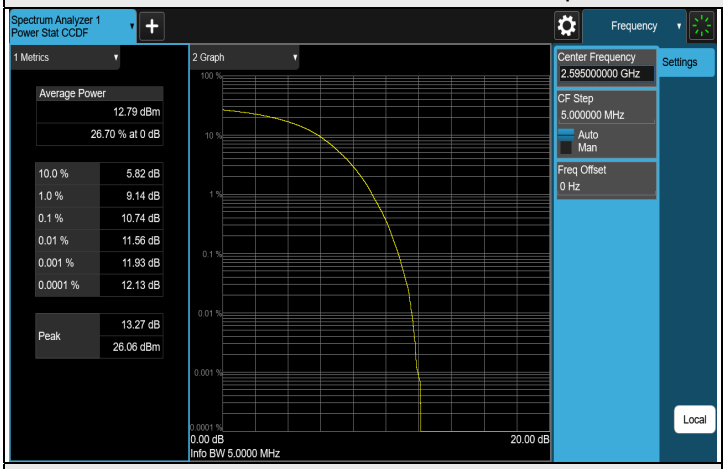

256QAM CH 38000 (2595 MHz)

LTE Band 38 - Ant 6, Channel Bandwidth: 10 MHz

Modulation	Channel	Frequency (MHz)	Measurement Value(dB)	Limit (dB)	Result
QPSK	37800	2575	7.81	13	PASS
QPSK	38000	2595	7.70	13	PASS
QPSK	38200	2615	6.97	13	PASS
16QAM	37800	2575	7.99	13	PASS
16QAM	38000	2595	7.96	13	PASS
16QAM	38200	2615	7.84	13	PASS
64QAM	37800	2575	9.25	13	PASS
64QAM	38000	2595	9.15	13	PASS
64QAM	38200	2615	9.27	13	PASS
256QAM	37800	2575	9.66	13	PASS
256QAM	38000	2595	11.07	13	PASS
256QAM	38200	2615	9.63	13	PASS

Spectrum Plot of Worst Value

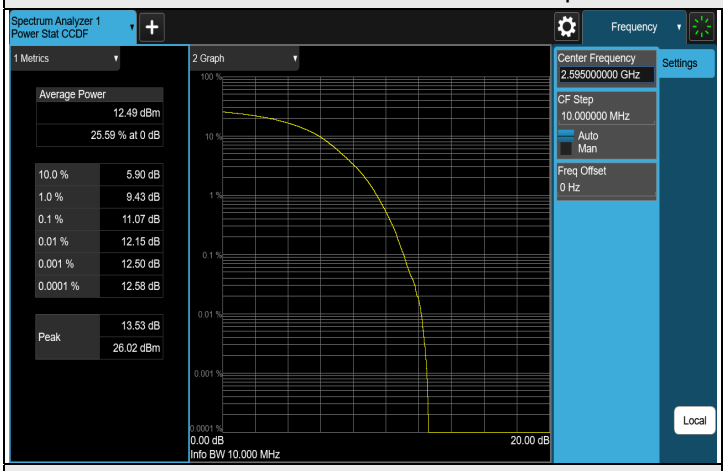

256QAM CH 38000 (2595 MHz)

LTE Band 38 - Ant 6, Channel Bandwidth: 15 MHz

Modulation	Channel	Frequency (MHz)	Measurement Value(dB)	Limit (dB)	Result
QPSK	37825	2577.5	6.93	13	PASS
QPSK	38000	2595	7.14	13	PASS
QPSK	38175	2612.5	6.75	13	PASS
16QAM	37825	2577.5	8.56	13	PASS
16QAM	38000	2595	8.68	13	PASS
16QAM	38175	2612.5	8.59	13	PASS
64QAM	37825	2577.5	8.75	13	PASS
64QAM	38000	2595	10.57	13	PASS
64QAM	38175	2612.5	9.16	13	PASS
256QAM	37825	2577.5	10.22	13	PASS
256QAM	38000	2595	9.85	13	PASS
256QAM	38175	2612.5	9.60	13	PASS

Spectrum Plot of Worst Value

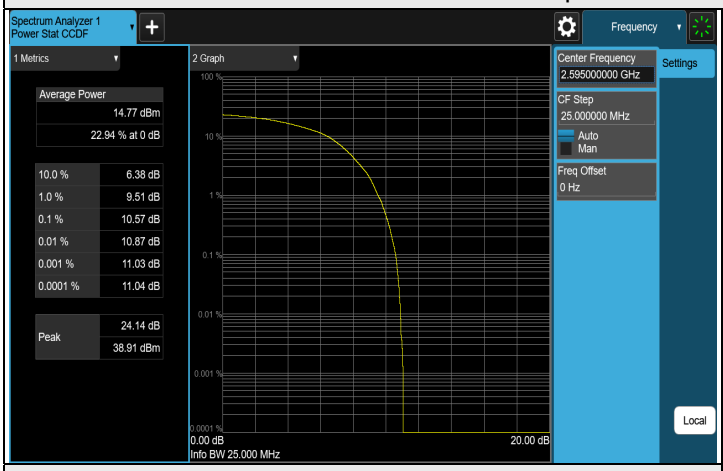

64QAM CH 38000 (2595 MHz)

LTE Band 38 - Ant 6, Channel Bandwidth: 20 MHz

Modulation	Channel	Frequency (MHz)	Measurement Value(dB)	Limit (dB)	Result
QPSK	37850	2580	8.75	13	PASS
QPSK	38000	2595	8.24	13	PASS
QPSK	38150	2610	6.90	13	PASS
16QAM	37850	2580	7.81	13	PASS
16QAM	38000	2595	8.42	13	PASS
16QAM	38150	2610	8.49	13	PASS
64QAM	37850	2580	8.89	13	PASS
64QAM	38000	2595	8.73	13	PASS
64QAM	38150	2610	7.33	13	PASS
256QAM	37850	2580	9.10	13	PASS
256QAM	38000	2595	9.28	13	PASS
256QAM	38150	2610	10.10	13	PASS

Spectrum Plot of Worst Value

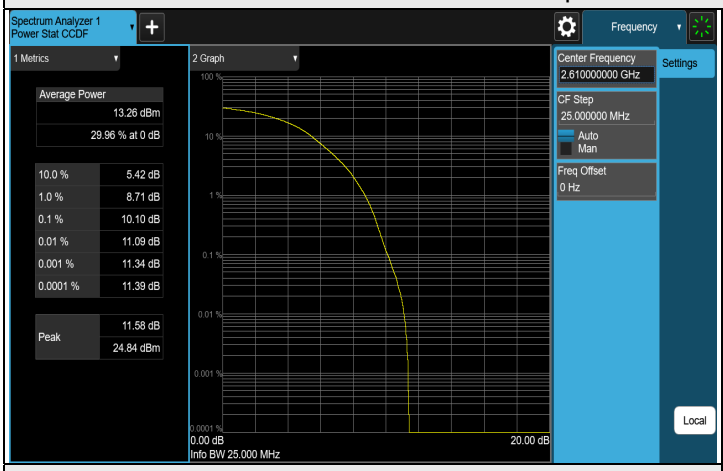

256QAM CH 38150 (2610 MHz)

7.3.13 LTE Band 41

LTE Band 41 - Ant 5_PC2, Channel Bandwidth: 5 MHz

Modulation	Channel	Frequency (MHz)	Measurement Value(dB)	Limit (dB)	Result
QPSK	39675	2498.5	7.35	13	PASS
QPSK	40620	2593	7.56	13	PASS
QPSK	41565	2687.5	6.81	13	PASS
16QAM	39675	2498.5	8.05	13	PASS
16QAM	40620	2593	9.38	13	PASS
16QAM	41565	2687.5	7.80	13	PASS
64QAM	39675	2498.5	9.01	13	PASS
64QAM	40620	2593	8.56	13	PASS
64QAM	41565	2687.5	8.44	13	PASS
256QAM	39675	2498.5	10.00	13	PASS
256QAM	40620	2593	10.92	13	PASS
256QAM	41565	2687.5	10.24	13	PASS

Spectrum Plot of Worst Value

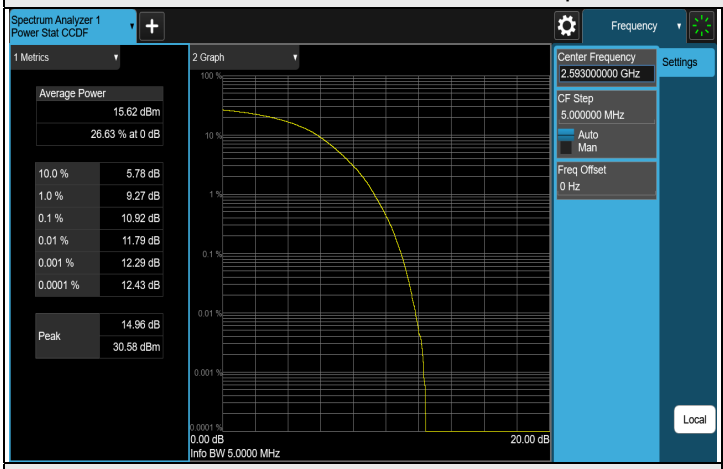

256QAM CH 40620 (2593 MHz)

LTE Band 41 - Ant 5_PC2, Channel Bandwidth: 10 MHz

Modulation	Channel	Frequency (MHz)	Measurement Value(dB)	Limit (dB)	Result
QPSK	39700	2501	7.07	13	PASS
QPSK	40620	2593	7.63	13	PASS
QPSK	41540	2685	7.12	13	PASS
16QAM	39700	2501	8.98	13	PASS
16QAM	40620	2593	7.83	13	PASS
16QAM	41540	2685	7.55	13	PASS
64QAM	39700	2501	9.19	13	PASS
64QAM	40620	2593	9.06	13	PASS
64QAM	41540	2685	8.70	13	PASS
256QAM	39700	2501	10.05	13	PASS
256QAM	40620	2593	10.86	13	PASS
256QAM	41540	2685	9.68	13	PASS

Spectrum Plot of Worst Value

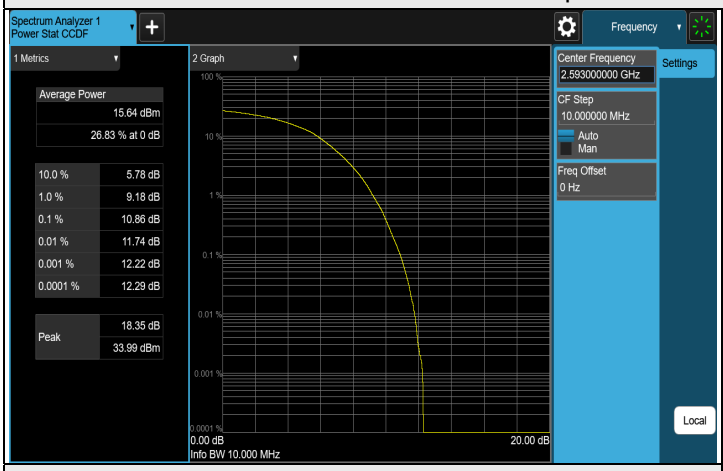

256QAM CH 40620 (2593 MHz)

LTE Band 41 - Ant 5_PC2, Channel Bandwidth: 15 MHz

Modulation	Channel	Frequency (MHz)	Measurement Value(dB)	Limit (dB)	Result
QPSK	39725	2503.5	6.48	13	PASS
QPSK	40620	2593	8.24	13	PASS
QPSK	41515	2682.5	8.25	13	PASS
16QAM	39725	2503.5	8.30	13	PASS
16QAM	40620	2593	7.06	13	PASS
16QAM	41515	2682.5	8.27	13	PASS
64QAM	39725	2503.5	9.11	13	PASS
64QAM	40620	2593	8.75	13	PASS
64QAM	41515	2682.5	8.83	13	PASS
256QAM	39725	2503.5	9.24	13	PASS
256QAM	40620	2593	10.20	13	PASS
256QAM	41515	2682.5	10.07	13	PASS

Spectrum Plot of Worst Value

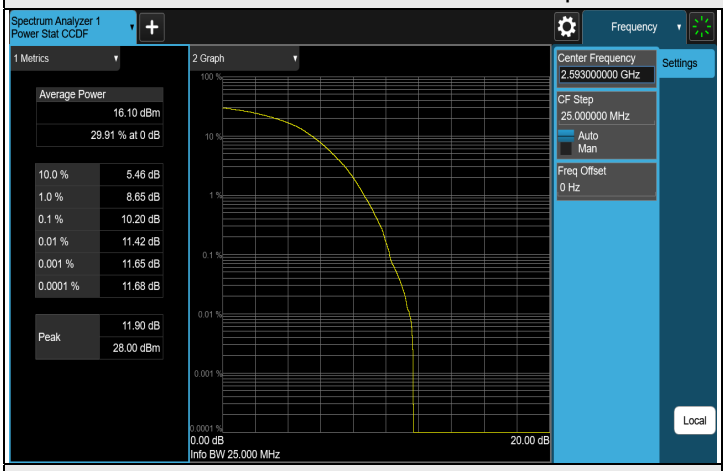

256QAM CH 40620 (2593 MHz)

LTE Band 41 - Ant 5_PC2, Channel Bandwidth: 20 MHz

Modulation	Channel	Frequency (MHz)	Measurement Value(dB)	Limit (dB)	Result
QPSK	39750	2506	6.60	13	PASS
QPSK	40620	2593	7.38	13	PASS
QPSK	41490	2680	6.70	13	PASS
16QAM	39750	2506	8.61	13	PASS
16QAM	40620	2593	8.70	13	PASS
16QAM	41490	2680	8.19	13	PASS
64QAM	39750	2506	8.79	13	PASS
64QAM	40620	2593	8.81	13	PASS
64QAM	41490	2680	8.89	13	PASS
256QAM	39750	2506	10.84	13	PASS
256QAM	40620	2593	10.21	13	PASS
256QAM	41490	2680	10.29	13	PASS

Spectrum Plot of Worst Value

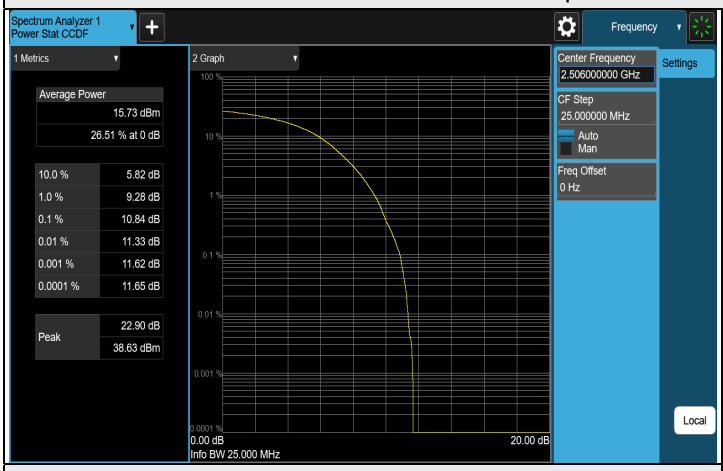

256QAM CH 39750 (2506 MHz)

7.3.14 LTE Band 66

LTE Band 66 - Ant 0, Channel Bandwidth: 1.4 MHz

Modulation	Channel	Frequency (MHz)	Measurement Value(dB)	Limit (dB)	Result
QPSK	131979	1710.7	4.06	13	PASS
QPSK	132322	1745	4.43	13	PASS
QPSK	132665	1779.3	3.96	13	PASS
16QAM	131979	1710.7	4.79	13	PASS
16QAM	132322	1745	5.20	13	PASS
16QAM	132665	1779.3	4.67	13	PASS
64QAM	131979	1710.7	5.69	13	PASS
64QAM	132322	1745	6.06	13	PASS
64QAM	132665	1779.3	5.62	13	PASS
256QAM	131979	1710.7	6.98	13	PASS
256QAM	132322	1745	7.09	13	PASS
256QAM	132665	1779.3	6.92	13	PASS

Spectrum Plot of Worst Value

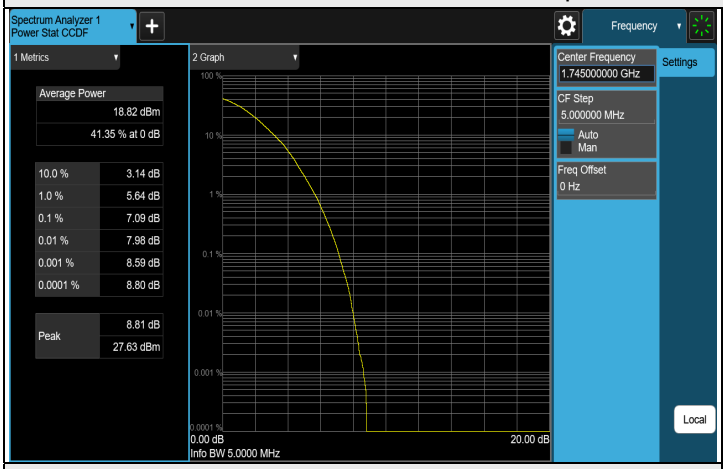

256QAM CH 132322 (1745 MHz)

LTE Band 66 - Ant 0, Channel Bandwidth: 3 MHz

Modulation	Channel	Frequency (MHz)	Measurement Value(dB)	Limit (dB)	Result
QPSK	131987	1711.5	4.07	13	PASS
QPSK	132322	1745	4.47	13	PASS
QPSK	132657	1778.5	4.03	13	PASS
16QAM	131987	1711.5	4.81	13	PASS
16QAM	132322	1745	5.21	13	PASS
16QAM	132657	1778.5	4.77	13	PASS
64QAM	131987	1711.5	5.71	13	PASS
64QAM	132322	1745	6.14	13	PASS
64QAM	132657	1778.5	5.71	13	PASS
256QAM	131987	1711.5	6.95	13	PASS
256QAM	132322	1745	7.04	13	PASS
256QAM	132657	1778.5	6.93	13	PASS

Spectrum Plot of Worst Value

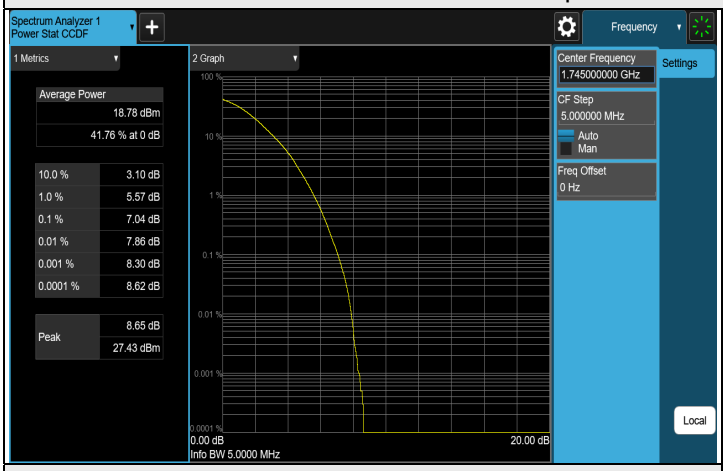

256QAM CH 132322 (1745 MHz)

LTE Band 66 - Ant 0, Channel Bandwidth: 5 MHz

Modulation	Channel	Frequency (MHz)	Measurement Value(dB)	Limit (dB)	Result
QPSK	131997	1712.5	4.05	13	PASS
QPSK	132322	1745	4.46	13	PASS
QPSK	132647	1777.5	4.10	13	PASS
16QAM	131997	1712.5	4.80	13	PASS
16QAM	132322	1745	5.24	13	PASS
16QAM	132647	1777.5	4.83	13	PASS
64QAM	131997	1712.5	5.69	13	PASS
64QAM	132322	1745	6.10	13	PASS
64QAM	132647	1777.5	5.83	13	PASS
256QAM	131997	1712.5	7.01	13	PASS
256QAM	132322	1745	7.14	13	PASS
256QAM	132647	1777.5	6.97	13	PASS

Spectrum Plot of Worst Value

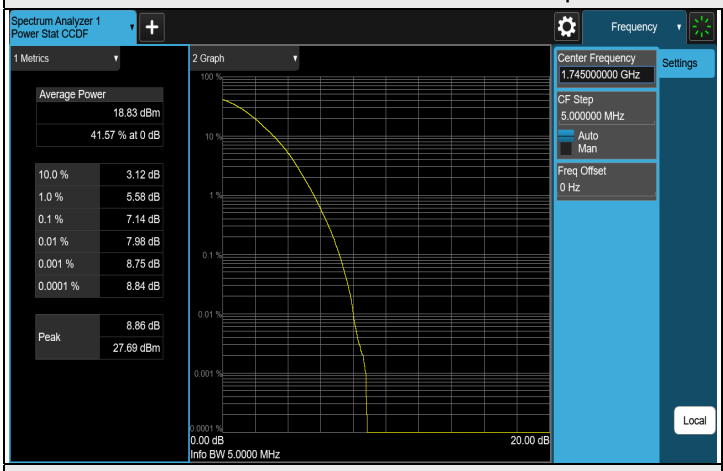

256QAM CH 132322 (1745 MHz)

LTE Band 66 - Ant 0, Channel Bandwidth: 10 MHz

Modulation	Channel	Frequency (MHz)	Measurement Value(dB)	Limit (dB)	Result
QPSK	132022	1715	4.01	13	PASS
QPSK	132322	1745	4.50	13	PASS
QPSK	132622	1775	4.16	13	PASS
16QAM	132022	1715	4.83	13	PASS
16QAM	132322	1745	5.29	13	PASS
16QAM	132622	1775	4.93	13	PASS
64QAM	132022	1715	5.70	13	PASS
64QAM	132322	1745	6.10	13	PASS
64QAM	132622	1775	5.83	13	PASS
256QAM	132022	1715	6.76	13	PASS
256QAM	132322	1745	7.04	13	PASS
256QAM	132622	1775	6.92	13	PASS

Spectrum Plot of Worst Value

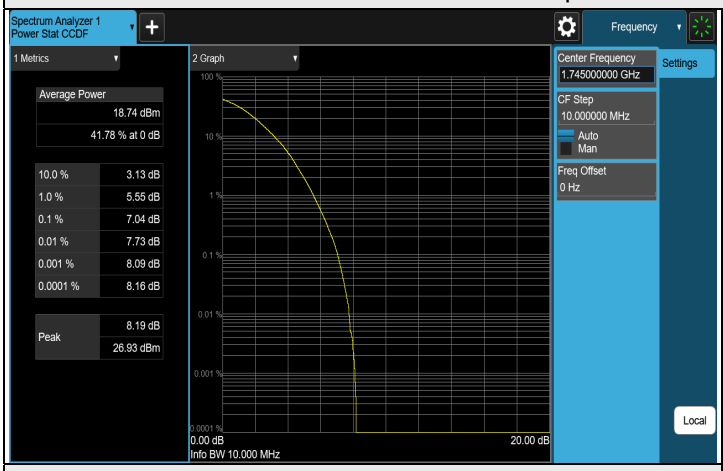

256QAM CH 132322 (1745 MHz)

LTE Band 66 - Ant 0, Channel Bandwidth: 15 MHz

Modulation	Channel	Frequency (MHz)	Measurement Value(dB)	Limit (dB)	Result
QPSK	132047	1717.5	4.19	13	PASS
QPSK	132322	1745	4.66	13	PASS
QPSK	132597	1772.5	4.46	13	PASS
16QAM	132047	1717.5	4.89	13	PASS
16QAM	132322	1745	5.48	13	PASS
16QAM	132597	1772.5	5.28	13	PASS
64QAM	132047	1717.5	5.92	13	PASS
64QAM	132322	1745	6.25	13	PASS
64QAM	132597	1772.5	6.16	13	PASS
256QAM	132047	1717.5	6.97	13	PASS
256QAM	132322	1745	7.12	13	PASS
256QAM	132597	1772.5	7.04	13	PASS

Spectrum Plot of Worst Value

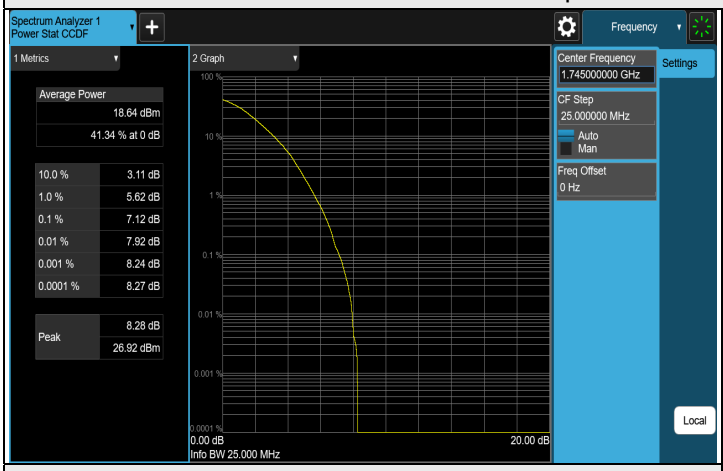

256QAM CH 132322 (1745 MHz)

LTE Band 66 - Ant 0, Channel Bandwidth: 20 MHz

Modulation	Channel	Frequency (MHz)	Measurement Value(dB)	Limit (dB)	Result
QPSK	132072	1720	4.20	13	PASS
QPSK	132322	1745	4.61	13	PASS
QPSK	132572	1770	4.51	13	PASS
16QAM	132072	1720	4.96	13	PASS
16QAM	132322	1745	5.43	13	PASS
16QAM	132572	1770	5.26	13	PASS
64QAM	132072	1720	5.92	13	PASS
64QAM	132322	1745	6.29	13	PASS
64QAM	132572	1770	6.15	13	PASS
256QAM	132072	1720	6.99	13	PASS
256QAM	132322	1745	7.12	13	PASS
256QAM	132572	1770	7.20	13	PASS

Spectrum Plot of Worst Value

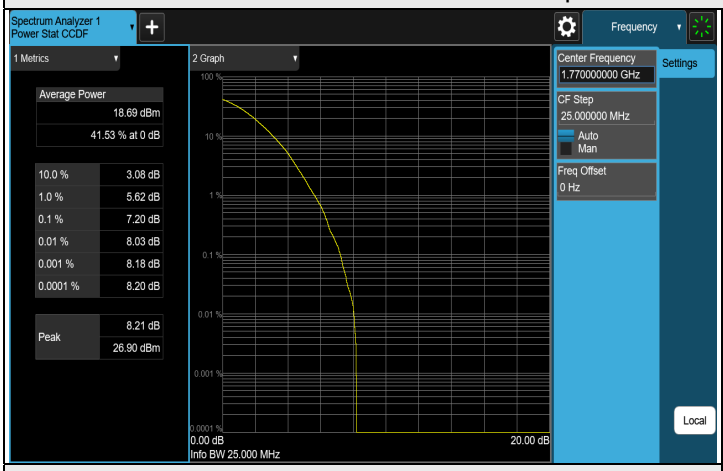

256QAM CH 132572 (1770 MHz)

7.3.15 LTE Band 71

LTE Band 71 - Ant 0, Channel Bandwidth: 5 MHz

Modulation	Channel	Frequency (MHz)	Measurement Value(dB)	Limit (dB)	Result
QPSK	133147	665.5	3.70	13	PASS
QPSK	133297	680.5	4.82	13	PASS
QPSK	133447	695.5	4.59	13	PASS
16QAM	133147	665.5	4.27	13	PASS
16QAM	133297	680.5	5.65	13	PASS
16QAM	133447	695.5	5.36	13	PASS
64QAM	133147	665.5	4.55	13	PASS
64QAM	133297	680.5	5.56	13	PASS
64QAM	133447	695.5	5.61	13	PASS
256QAM	133147	665.5	7.68	13	PASS
256QAM	133297	680.5	7.69	13	PASS
256QAM	133447	695.5	8.22	13	PASS

Spectrum Plot of Worst Value

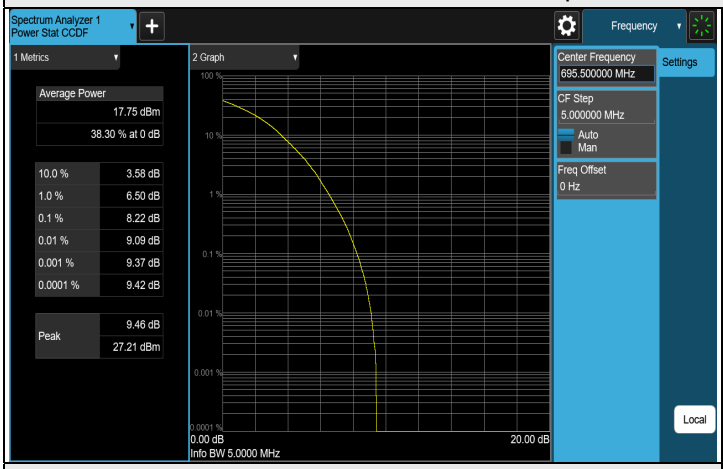

256QAM CH 133447 (695.5 MHz)