Test Laboratory: Huatongwei International Inspection Co., Ltd.,SAR Lab Date: 4/13/2020

GSM 850-Front of face

Communication System: UID 0, Generic GPRS(TDMA, GMSK, TN 0-1-2-3) (0); Frequency: 848.8 MHz;Duty Cycle: 1:2.00447
Medium parameters used (interpolated): f = 848.8 MHz; σ = 0.952 S/m; ε_r = 42.669; ρ = 1000 kg/m^3
Phantom section: Flat Section
Ambient Temperature:22.2℃;Liquid Temperature:22.0℃;

DASY Configuration:

- Probe: EX3DV4 - SN7494; ConvF(10.46, 10.46, 10.46) @ 848.8 MHz; Calibrated: 4/1/2020
- Sensor-Surface: 1.4mm (Mechanical Surface Detection)
- Electronics: DAE4 Sn1549; Calibrated: 4/4/2020
- Phantom: Twin-SAM V8.0 ; Type: QD 000 P41 AA; Serial: 1974
- DASY52 52.10.2(1495); SEMCAD X 14.6.12(7450)

Front/CH 251/Area Scan (61x101x1): Interpolated grid: dx=1.500 mm, dy=1.500 mm
Maximum value of SAR (interpolated) = 0.244 W/kg

Front/CH 251/Zoom Scan (5x5x7)/Cube 0: Measurement grid: dx=8mm, dy=8mm, dz=5mm
Reference Value = 14.45 V/m; Power Drift = 0.01 dB
Peak SAR (extrapolated) = 0.308 W/kg
SAR(1 g) = 0.215 W/kg; SAR(10 g) = 0.153 W/kg
Maximum value of SAR (measured) = 0.244 W/kg

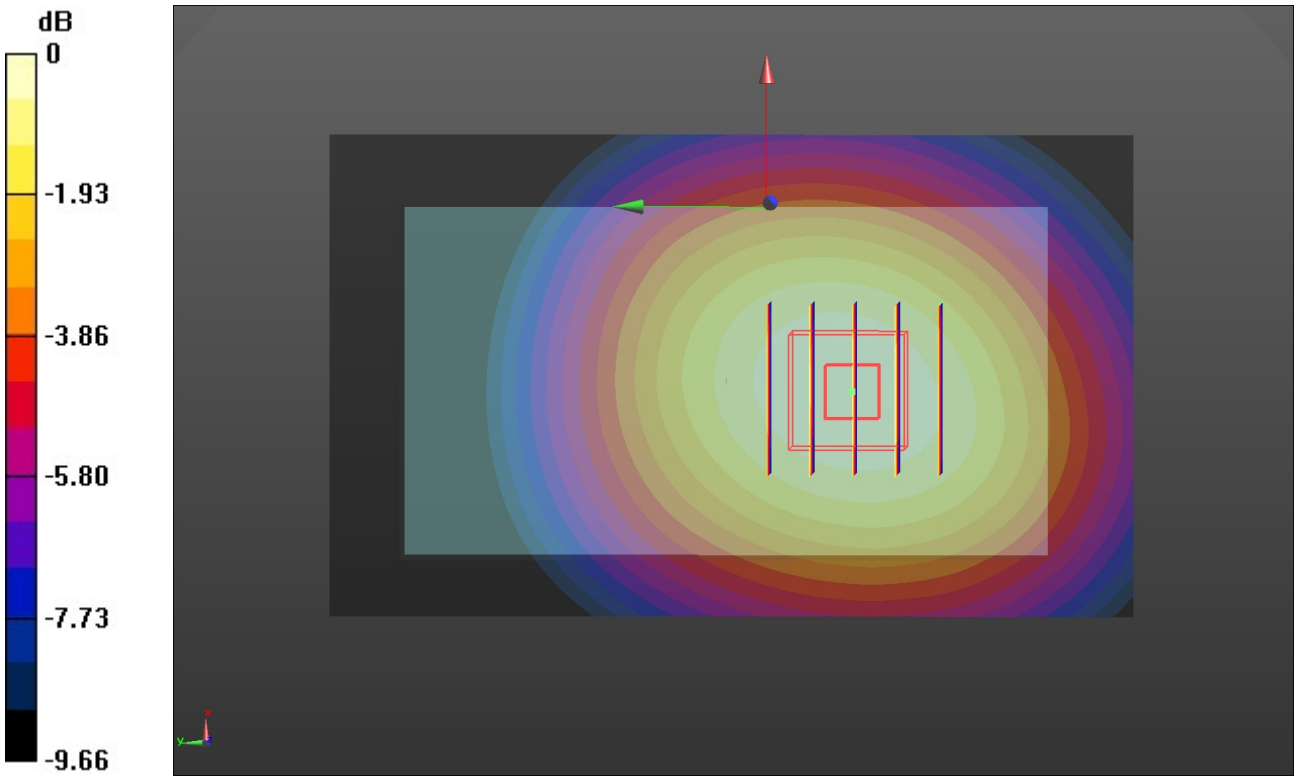

0 dB = 0.244 W/kg = -6.13 dBW/kg

Test Laboratory: Huatongwei International Inspection Co., Ltd.,SAR Lab Date: 4/15/2020

GSM 1900-Front of face

Communication System: UID 0, Generic GPRS(TDMA, GMSK, TN 0-1-2) (0); Frequency: 1850.2 MHz;Duty Cycle: 1:2.66993
Medium parameters used (interpolated): f = 1850.2 MHz; σ = 1.454 S/m; ε_r = 40.549; ρ = 1000 kg/m^3

Phantom section: Flat Section
Ambient Temperature:22.2°C;Liquid Temperature:22.0°C;

DASY Configuration:

- Probe: EX3DV4 - SN7494; ConvF(8.6, 8.6, 8.6) @ 1850.2 MHz; Calibrated: 4/1/2020
- Sensor-Surface: 1.4mm (Mechanical Surface Detection)
- Electronics: DAE4 Sn1549; Calibrated: 4/4/2020
- Phantom: Twin-SAM V8.0 ; Type: QD 000 P41 AA; Serial: 1974
- DASY52 52.10.2(1495); SEMCAD X 14.6.12(7450)

Front/CH 512/Area Scan (61x101x1): Interpolated grid: dx=1.500 mm, dy=1.500 mm
Maximum value of SAR (interpolated) = 0.0431 W/kg

Front/CH 512/Zoom Scan (5x5x7)/Cube 0: Measurement grid: dx=8mm, dy=8mm, dz=5mm
Reference Value = 3.650 V/m; Power Drift = 0.14 dB
Peak SAR (extrapolated) = 0.0620 W/kg
SAR(1 g) = 0.036 W/kg; SAR(10 g) = 0.022 W/kg
Maximum value of SAR (measured) = 0.0428 W/kg

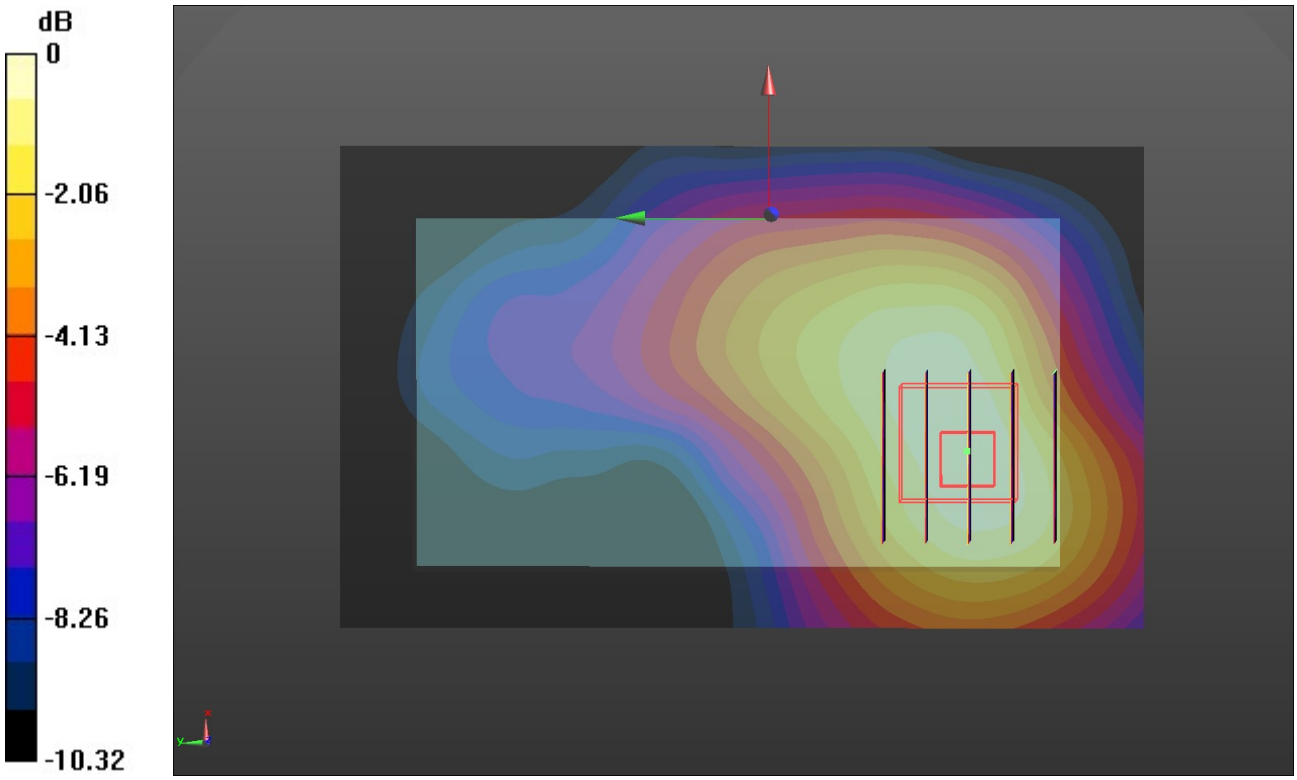

0 dB = 0.0428 W/kg = -13.69 dBW/kg

Test Laboratory: Huatongwei International Inspection Co., Ltd.,SAR Lab Date: 4/15/2020

WCDMA Band II-Front of face

Communication System: UID 0, Generic UMTS (0); Frequency: 1852.4 MHz;Duty Cycle: 1:1
Medium parameters used (interpolated): f = 1852.4 MHz; σ = 1.455 S/m; ε_r = 40.544; ρ = 1000 kg/m^3

Phantom section: Flat Section
Ambient Temperature:22.8℃;Liquid Temperature:22.6℃;

DASY Configuration:

- Probe: EX3DV4 - SN7494; ConvF(8.6, 8.6, 8.6) @ 1852.4 MHz; Calibrated: 4/1/2020
- Sensor-Surface: 1.4mm (Mechanical Surface Detection)
- Electronics: DAE4 Sn1549; Calibrated: 4/4/2020
- Phantom: Twin-SAM V8.0 ; Type: QD 000 P41 AA; Serial: 1974
- DASY52 52.10.2(1495); SEMCAD X 14.6.12(7450)

Front/CH 9262/Area Scan (61x101x1): Interpolated grid: dx=1.500 mm, dy=1.500 mm
Maximum value of SAR (interpolated) = 0.0130 W/kg

Front/CH 9262/Zoom Scan (5x5x7)/Cube 0: Measurement grid: dx=8mm, dy=8mm, dz=5mm
Reference Value = 2.967 V/m; Power Drift = -0.12 dB
Peak SAR (extrapolated) = 0.0130 W/kg
SAR(1 g) = 0.00815 W/kg; SAR(10 g) = 0.00581 W/kg
Maximum value of SAR (measured) = 0.0112 W/kg

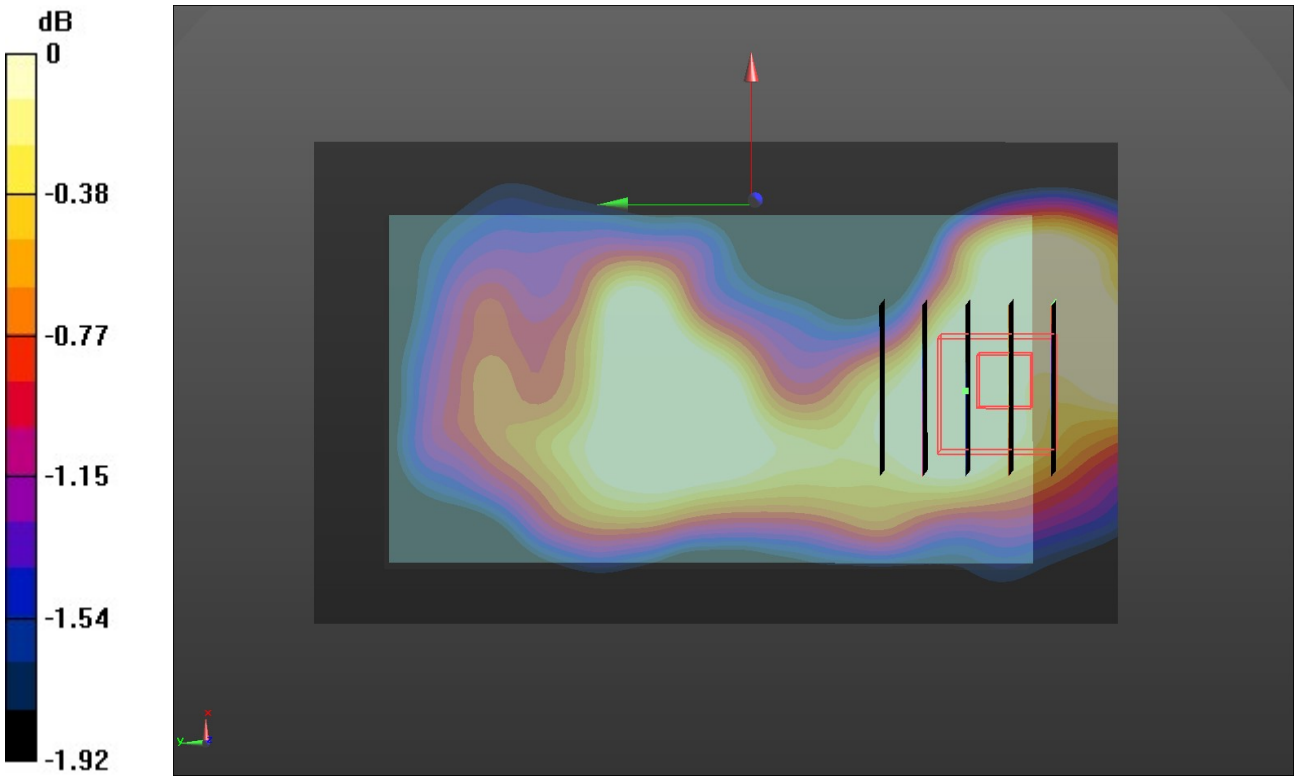

0 dB = 0.0112 W/kg = -19.51 dBW/kg

Test Laboratory: Huatongwei International Inspection Co., Ltd.,SAR Lab Date: 4/14/2020

WCDMA Band IV-Front of face

Communication System: UID 0, Generic UMTS (0); Frequency: 1752.6 MHz;Duty Cycle: 1:1
Medium parameters used (interpolated): f = 1752.6 MHz; σ = 1.396 S/m; ε_r = 40.726; ρ = 1000 kg/m^3

Phantom section: Flat Section
Ambient Temperature:22.5℃;Liquid Temperature:22.3℃;

DASY Configuration:

- Probe: EX3DV4 - SN7494; ConvF(8.92, 8.92, 8.92) @ 1752.6 MHz; Calibrated: 4/1/2020
- Sensor-Surface: 1.4mm (Mechanical Surface Detection)
- Electronics: DAE4 Sn1549; Calibrated: 4/4/2020
- Phantom: Twin-SAM V8.0 ; Type: QD 000 P41 AA; Serial: 1974
- DASY52 52.10.2(1495); SEMCAD X 14.6.12(7450)

Front/CH 1513/Area Scan (61x101x1): Interpolated grid: dx=1.500 mm, dy=1.500 mm
Maximum value of SAR (interpolated) = 0.0342 W/kg

Front/CH 1513/Zoom Scan (5x5x7)/Cube 0: Measurement grid: dx=8mm, dy=8mm, dz=5mm
Reference Value = 3.880 V/m; Power Drift = -0.18 dB
Peak SAR (extrapolated) = 0.0390 W/kg
SAR(1 g) = 0.024 W/kg; SAR(10 g) = 0.016 W/kg
Maximum value of SAR (measured) = 0.0328 W/kg

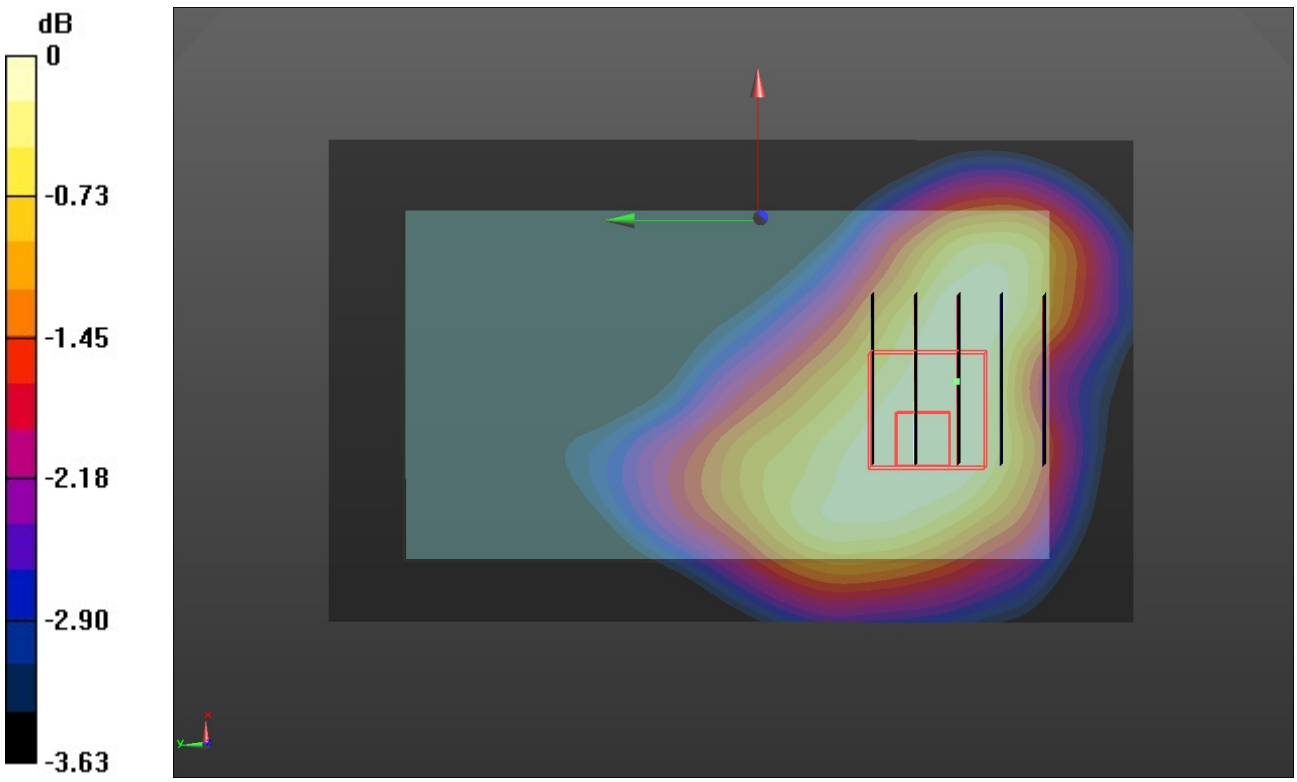

0 dB = 0.0328 W/kg = -14.84 dBW/kg

Test Laboratory: Huatongwei International Inspection Co., Ltd.,SAR Lab Date: 4/13/2020

WCDMA Band V-Front of face

Communication System: UID 0, Generic UMTS (0); Frequency: 846.6 MHz;Duty Cycle: 1:1
Medium parameters used (interpolated): f = 846.6 MHz; σ = 0.951 S/m; ε_r = 42.673; ρ = 1000 kg/m^3
Phantom section: Flat Section
Ambient Temperature:22.4°C;Liquid Temperature:22.2°C;

DASY Configuration:

- Probe: EX3DV4 - SN7494; ConvF(10.46, 10.46, 10.46) @ 846.6 MHz; Calibrated: 4/1/2020
- Sensor-Surface: 1.4mm (Mechanical Surface Detection)
- Electronics: DAE4 Sn1549; Calibrated: 4/4/2020
- Phantom: Twin-SAM V8.0 ; Type: QD 000 P41 AA; Serial: 1974
- DASY52 52.10.2(1495); SEMCAD X 14.6.12(7450)

Front/CH 4233/Area Scan (61x101x1): Interpolated grid: dx=1.500 mm, dy=1.500 mm
Maximum value of SAR (interpolated) = 0.174 W/kg

Front/CH 4233/Zoom Scan (5x5x7)/Cube 0: Measurement grid: dx=8mm, dy=8mm, dz=5mm
Reference Value = 12.61 V/m; Power Drift = -0.02 dB
Peak SAR (extrapolated) = 0.197 W/kg
SAR(1 g) = 0.136 W/kg; SAR(10 g) = 0.097 W/kg
Maximum value of SAR (measured) = 0.174 W/kg

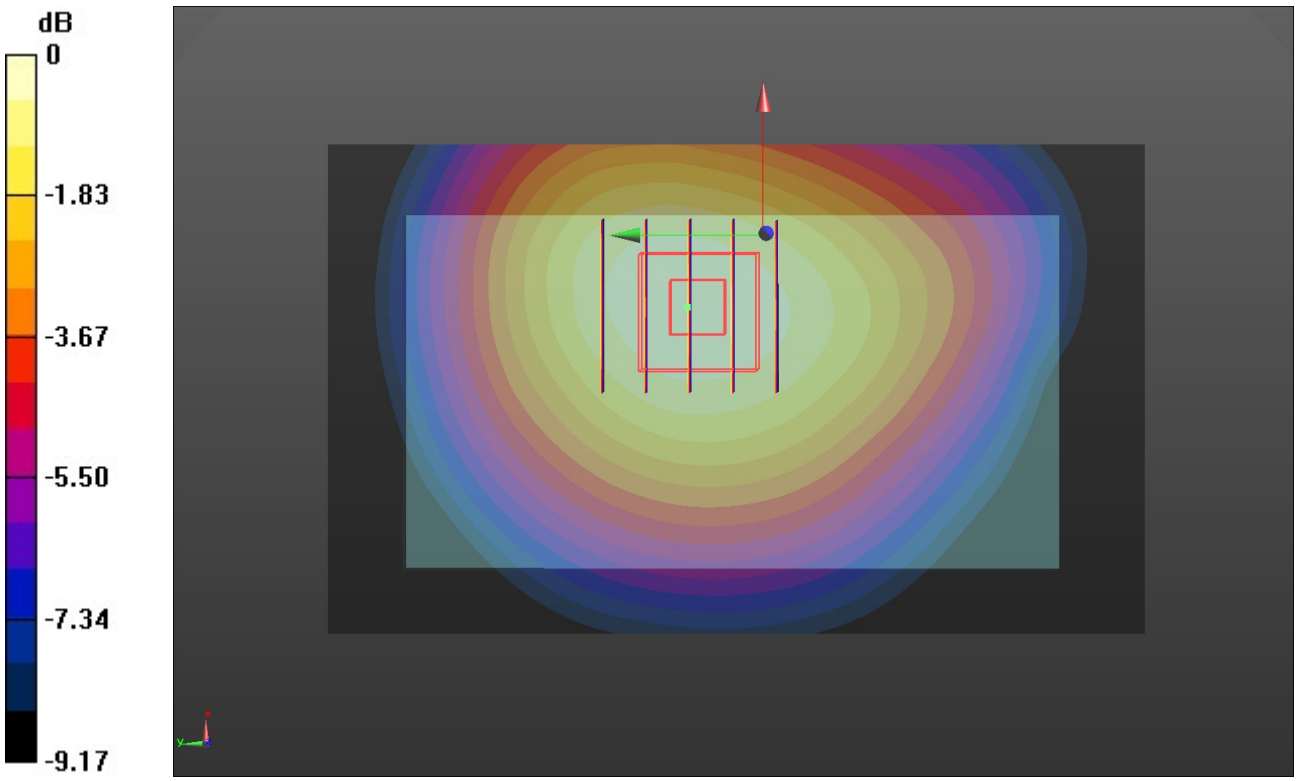

0 dB = 0.174 W/kg = -7.59 dBW/kg

Test Laboratory: Huatongwei International Inspection Co., Ltd.,SAR Lab Date: 4/15/2020

LTE Band 2-Front of face

Communication System: UID 0, Generic LTE-FDD (0); Frequency: 1900 MHz;Duty Cycle: 1:1
Medium parameters used: f = 1900 MHz; σ = 1.458 S/m; ε_r = 40.478; ρ = 1000 kg/m^3
Phantom section: Flat Section
Ambient Temperature:22.2°C;Liquid Temperature:22.0°C;

DASY Configuration:

- Probe: EX3DV4 - SN7494; ConvF(8.6, 8.6, 8.6) @ 1900 MHz; Calibrated: 4/1/2020
- Sensor-Surface: 1.4mm (Mechanical Surface Detection)
- Electronics: DAE4 Sn1549; Calibrated: 4/4/2020
- Phantom: Twin-SAM V8.0 ; Type: QD 000 P41 AA; Serial: 1974
- DASY52 52.10.2(1495); SEMCAD X 14.6.12(7450)

Front/CH 19100/Area Scan (61x101x1): Interpolated grid: dx=1.500 mm, dy=1.500 mm
Maximum value of SAR (interpolated) = 0.0120 W/kg

Front/CH 19100/Zoom Scan (5x5x7)/Cube 0: Measurement grid: dx=8mm, dy=8mm, dz=5mm
Reference Value = 2.554 V/m; Power Drift = -0.11 dB
Peak SAR (extrapolated) = 0.0140 W/kg
SAR(1 g) = 0.00861 W/kg; SAR(10 g) = 0.00574 W/kg
Maximum value of SAR (measured) = 0.0119 W/kg

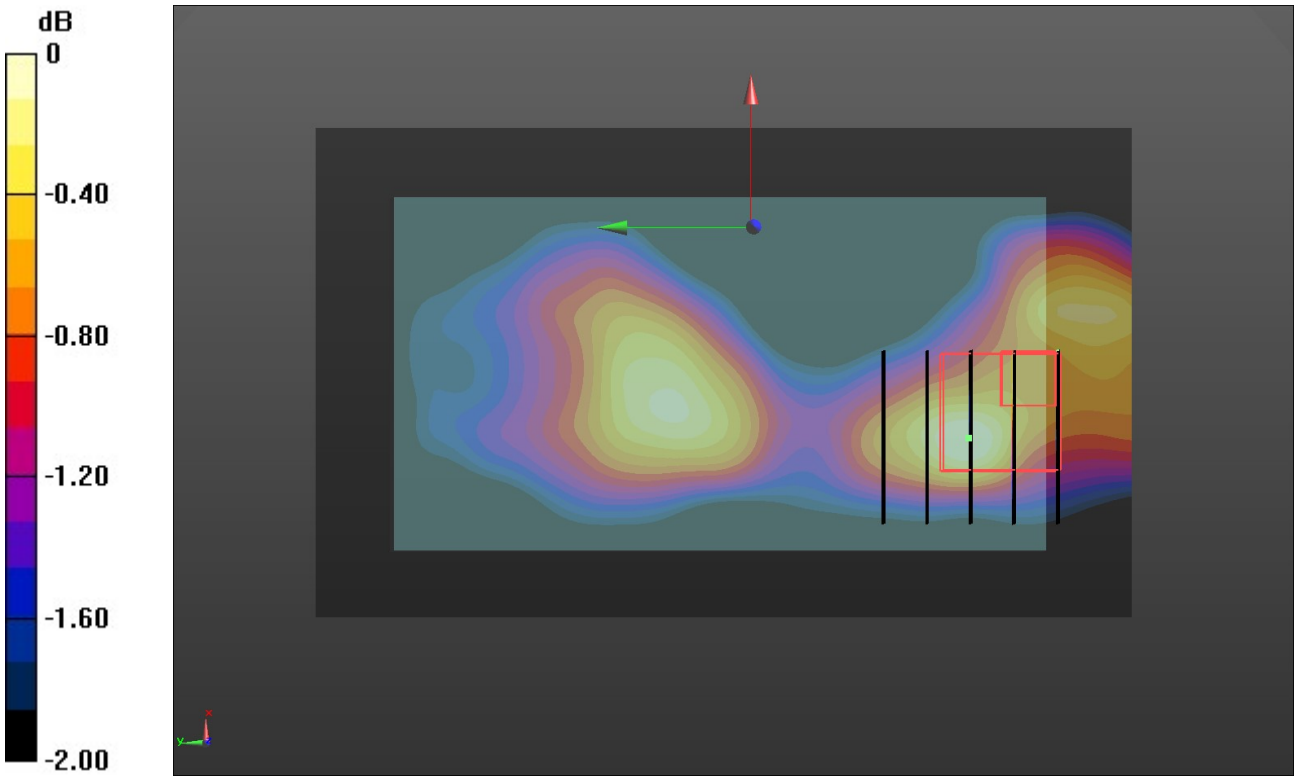

0 dB = 0.0119 W/kg = -19.24 dBW/kg

Test Laboratory: Huatongwei International Inspection Co., Ltd.,SAR Lab Date: 4/14/2020

LTE Band 4-Front of face

Communication System: UID 0, Generic LTE-FDD (0); Frequency: 1745 MHz;Duty Cycle: 1:1
Medium parameters used (interpolated): f = 1745 MHz; σ = 1.392 S/m; ε_r = 40.742; ρ = 1000 kg/m^3
Phantom section: Flat Section
Ambient Temperature:22.1°C;Liquid Temperature:21.9°C;

DASY Configuration:

- Probe: EX3DV4 - SN7494; ConvF(8.92, 8.92, 8.92) @ 1745 MHz; Calibrated: 4/1/2020
- Sensor-Surface: 1.4mm (Mechanical Surface Detection)
- Electronics: DAE4 Sn1549; Calibrated: 4/4/2020
- Phantom: Twin-SAM V8.0 ; Type: QD 000 P41 AA; Serial: 1974
- DASY52 52.10.2(1495); SEMCAD X 14.6.12(7450)

Front/CH 20300/Area Scan (61x101x1): Interpolated grid: dx=1.500 mm, dy=1.500 mm
Maximum value of SAR (interpolated) = 0.0132 W/kg

Front/CH 20300/Zoom Scan (5x5x7)/Cube 0: Measurement grid: dx=8mm, dy=8mm, dz=5mm
Reference Value = 2.116 V/m; Power Drift = 0.18 dB
Peak SAR (extrapolated) = 0.0140 W/kg
SAR(1 g) = 0.00935 W/kg; SAR(10 g) = 0.00654 W/kg
Maximum value of SAR (measured) = 0.0122 W/kg

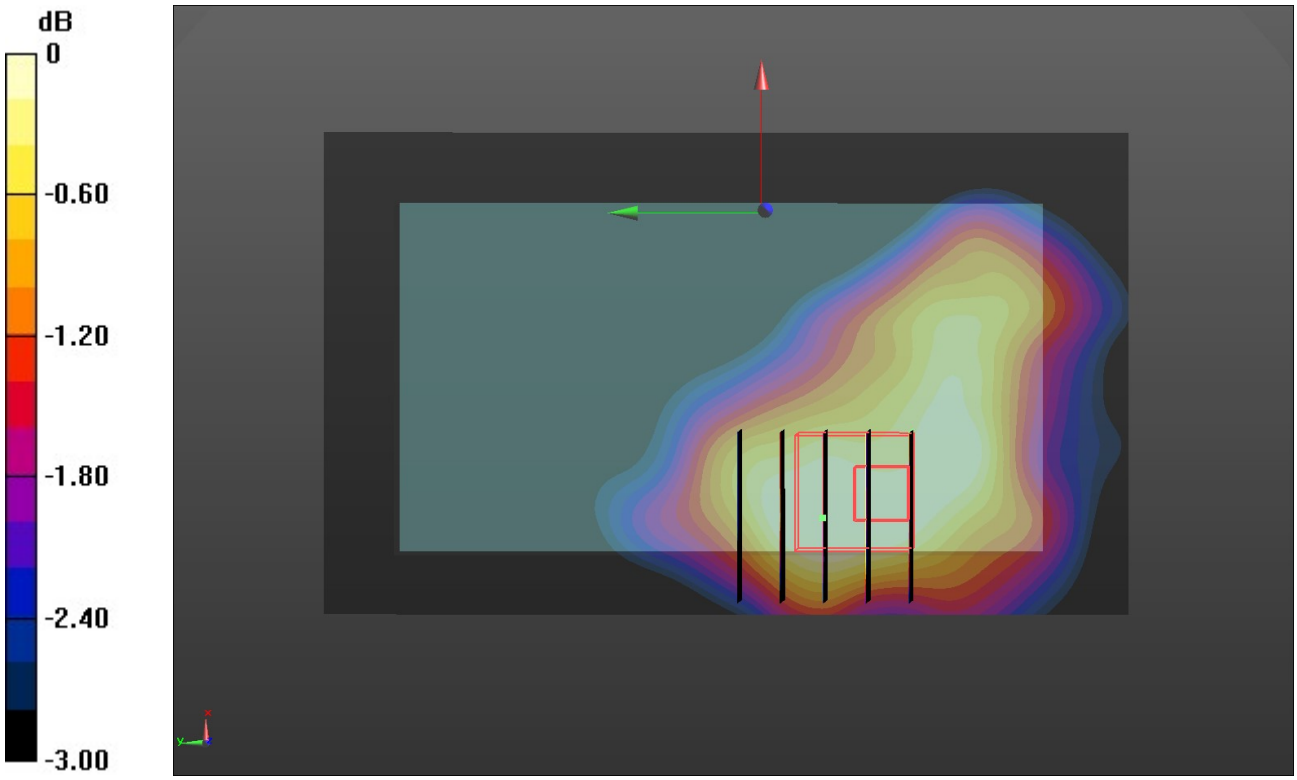

0 dB = 0.0122 W/kg = -19.14 dBW/kg

Test Laboratory: Huatongwei International Inspection Co., Ltd.,SAR Lab Date: 4/13/2020

LTE Band 5-Front of face

Communication System: UID 0, Generic LTE-FDD (0); Frequency: 836.5 MHz;Duty Cycle: 1:1
Medium parameters used (interpolated): f = 836.5 MHz; σ = 0.947 S/m; ε_r = 42.694; ρ = 1000 kg/m^3
Phantom section: Flat Section
Ambient Temperature:22.3°C;Liquid Temperature:22.1°C;

DASY Configuration:

- Probe: EX3DV4 - SN7494; ConvF(10.46, 10.46, 10.46) @ 836.5 MHz; Calibrated: 4/1/2020
- Sensor-Surface: 1.4mm (Mechanical Surface Detection)
- Electronics: DAE4 Sn1549; Calibrated: 4/4/2020
- Phantom: Twin-SAM V8.0 ; Type: QD 000 P41 AA; Serial: 1974
- DASY52 52.10.2(1495); SEMCAD X 14.6.12(7450)

Front/CH 20525/Area Scan (61x101x1): Interpolated grid: dx=1.500 mm, dy=1.500 mm
Maximum value of SAR (interpolated) = 0.133 W/kg

Front/CH 20525/Zoom Scan (5x5x7)/Cube 0: Measurement grid: dx=8mm, dy=8mm, dz=5mm
Reference Value = 11.62 V/m; Power Drift = -0.02 dB
Peak SAR (extrapolated) = 0.147 W/kg
SAR(1 g) = 0.104 W/kg; SAR(10 g) = 0.075 W/kg
Maximum value of SAR (measured) = 0.131 W/kg

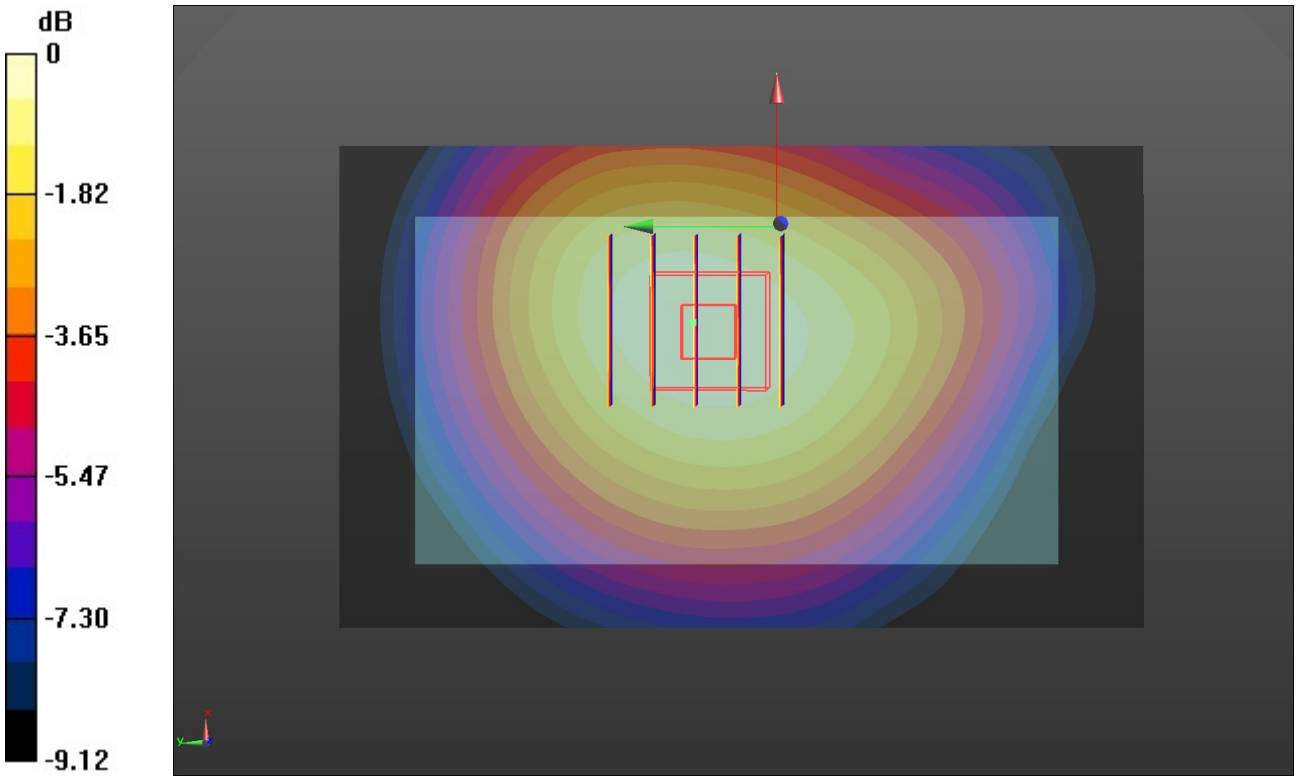

0 dB = 0.131 W/kg = -8.83 dBW/kg

Test Laboratory: Huatongwei International Inspection Co., Ltd.,SAR Lab Date: 4/16/2020

LTE Band 7-Front of face

Communication System: UID 0, Generic LTE-FDD (0); Frequency: 2560 MHz;Duty Cycle: 1:1
Medium parameters used: f = 2560 MHz; σ = 1.957 S/m; ε_r = 39.453; ρ = 1000 kg/m^3
Phantom section: Flat Section
Ambient Temperature:22.5°C;Liquid Temperature:22.3°C;

DASY Configuration:

- Probe: EX3DV4 - SN7494; ConvF(7.72, 7.72, 7.72) @ 2560 MHz; Calibrated: 4/1/2020
- Sensor-Surface: 1.4mm (Mechanical Surface Detection)
- Electronics: DAE4 Sn1549; Calibrated: 4/4/2020
- Phantom: Twin-SAM V8.0 ; Type: QD 000 P41 AA; Serial: 1974
- DASY52 52.10.2(1495); SEMCAD X 14.6.12(7450)

Front/CH 21350/Area Scan (71x121x1): Interpolated grid: dx=1.200 mm, dy=1.200 mm
Maximum value of SAR (interpolated) = 0.0283 W/kg

Front/CH 21350/Zoom Scan (7x7x7)/Cube 0: Measurement grid: dx=5mm, dy=5mm, dz=5mm
Reference Value = 2.157 V/m; Power Drift = 0.13 dB
Peak SAR (extrapolated) = 0.0310 W/kg
SAR(1 g) = 0.018 W/kg; SAR(10 g) = 0.010 W/kg
Maximum value of SAR (measured) = 0.0262 W/kg

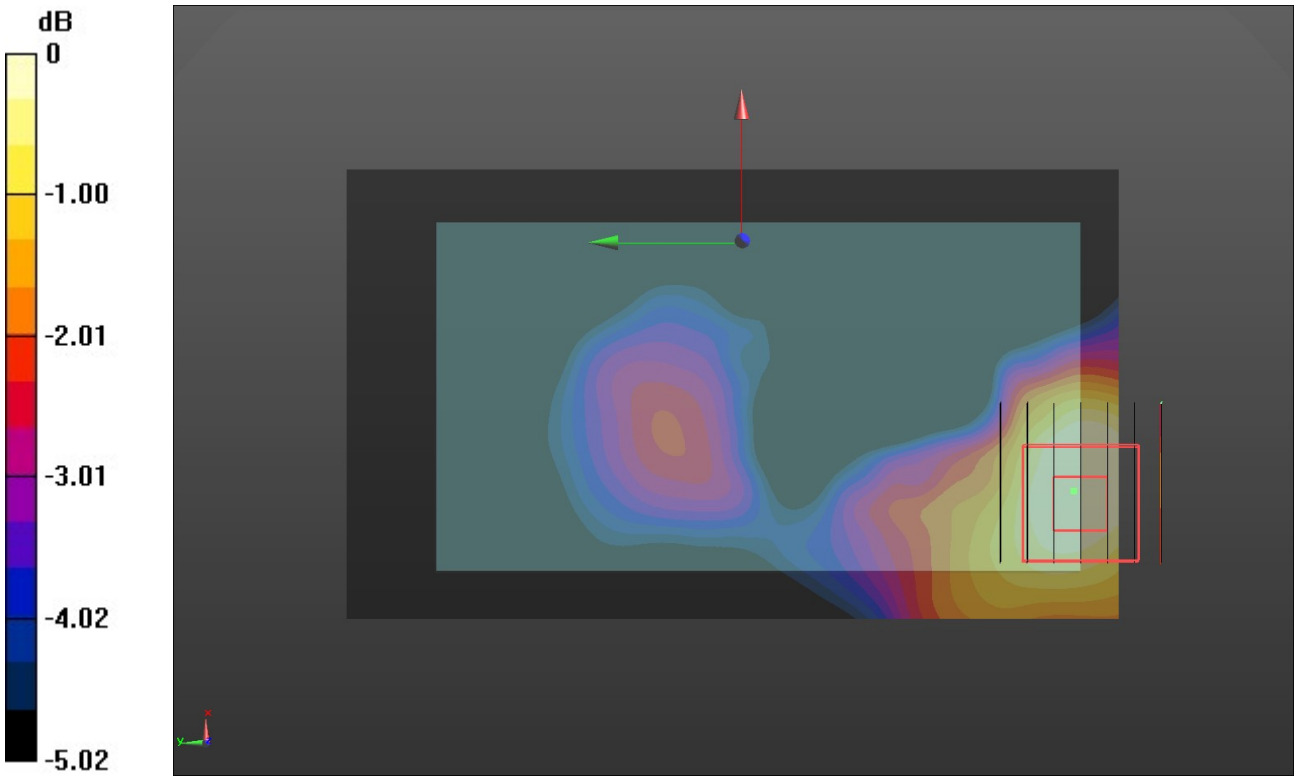

0 dB = 0.0262 W/kg = -15.82 dBW/kg

Test Laboratory: Huatongwei International Inspection Co., Ltd.,SAR Lab Date: 4/17/2020

LTE Band 12-Front of face

Communication System: UID 0, Generic LTE-FDD (0); Frequency: 711 MHz;Duty Cycle: 1:1
Medium parameters used (interpolated): f = 711 MHz; σ = 0.901 S/m; ε_r = 43.098; ρ = 1000 kg/m^3
Phantom section: Flat Section
Ambient Temperature:22.7°C;Liquid Temperature:22.5°C;

DASY Configuration:

- Probe: EX3DV4 - SN7494; ConvF(10.76, 10.76, 10.76) @ 711 MHz; Calibrated: 4/1/2020
- Sensor-Surface: 1.4mm (Mechanical Surface Detection)
- Electronics: DAE4 Sn1549; Calibrated: 4/4/2020
- Phantom: Twin-SAM V8.0 ; Type: QD 000 P41 AA; Serial: 1974
- DASY52 52.10.2(1495); SEMCAD X 14.6.12(7450)

Front/CH 23130/Area Scan (61x101x1): Interpolated grid: dx=1.500 mm, dy=1.500 mm
Maximum value of SAR (interpolated) = 0.00219 W/kg

Front/CH 23130/Zoom Scan (5x5x7)/Cube 0: Measurement grid: dx=8mm, dy=8mm, dz=5mm
Reference Value = 1.202 V/m; Power Drift = 0.08 dB
Peak SAR (extrapolated) = 0.00204 W/kg
SAR(1 g) = 0.0015 W/kg; SAR(10 g) = 0.0011 W/kg
Maximum value of SAR (measured) = 0.00187 W/kg

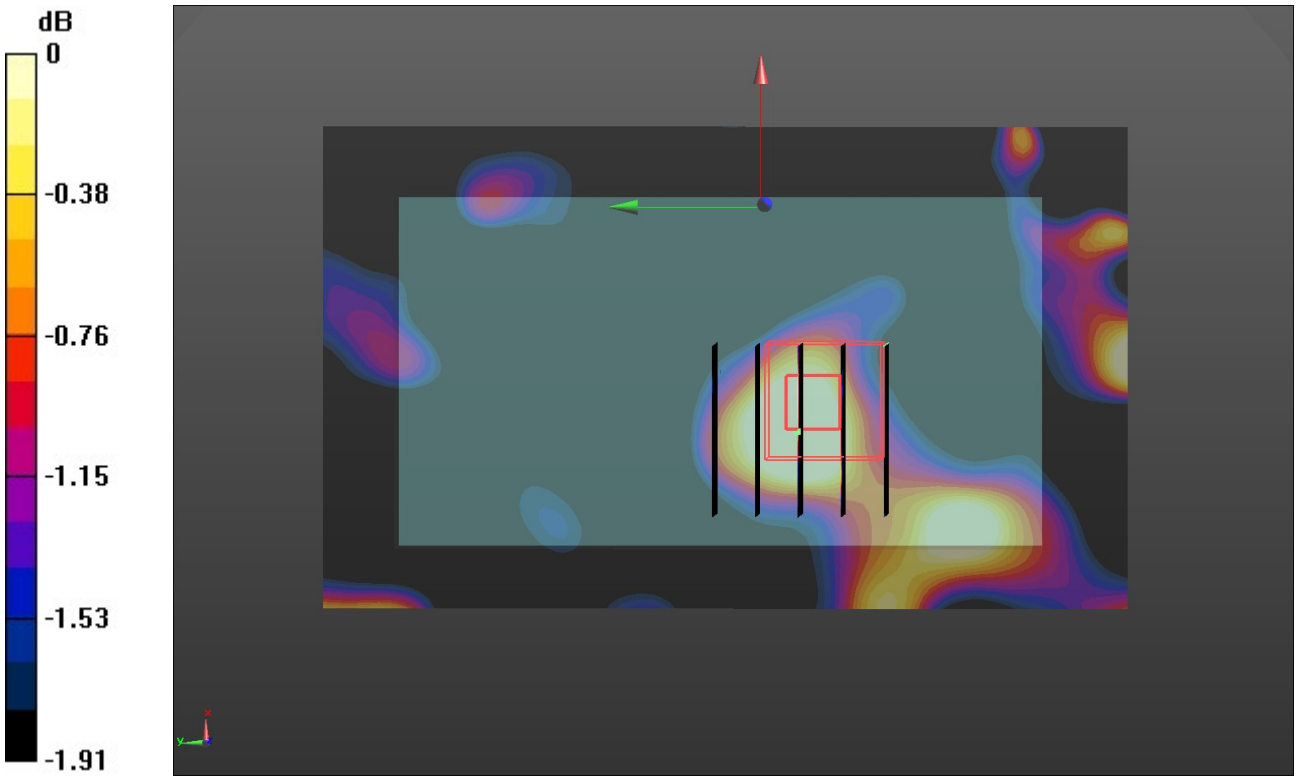

0 dB = 0.00187 W/kg = -27.28 dBW/kg

Test Laboratory: Huatongwei International Inspection Co., Ltd.,SAR Lab Date: 4/17/2020

LTE Band 17-Front of face

Communication System: UID 0, Generic LTE-FDD (0); Frequency: 711 MHz;Duty Cycle: 1:1
Medium parameters used (interpolated): f = 711 MHz; σ = 0.901 S/m; ε_r = 43.098; ρ = 1000 kg/m^3
Phantom section: Flat Section
Ambient Temperature:22.8°C;Liquid Temperature:22.6°C;

DASY Configuration:

- Probe: EX3DV4 - SN7494; ConvF(10.76, 10.76, 10.76) @ 711 MHz; Calibrated: 4/1/2020
- Sensor-Surface: 1.4mm (Mechanical Surface Detection)
- Electronics: DAE4 Sn1549; Calibrated: 4/4/2020
- Phantom: Twin-SAM V8.0 ; Type: QD 000 P41 AA; Serial: 1974
- DASY52 52.10.2(1495); SEMCAD X 14.6.12(7450)

Front/CH 23800/Area Scan (61x101x1): Interpolated grid: dx=1.500 mm, dy=1.500 mm
Maximum value of SAR (interpolated) = 0.00289 W/kg

Front/CH 23800/Zoom Scan (5x5x7)/Cube 0: Measurement grid: dx=8mm, dy=8mm, dz=5mm
Reference Value = 1.233 V/m; Power Drift = 0.10 dB
Peak SAR (extrapolated) = 0.00150 W/kg
SAR(1 g) = 0.00133 W/kg; SAR(10 g) = 1.43e-005 W/kg
Maximum value of SAR (measured) = 0.00526 W/kg



0 dB = 0.00526 W/kg = -22.79 dBW/kg

Test Laboratory: Huatongwei International Inspection Co., Ltd.,SAR Lab Date: 4/16/2020

LTE Band 41-Front of face

Communication System: UID 0, Generic LTE-TDD (0); Frequency: 2605 MHz;Duty Cycle: 1:1.57979
Medium parameters used (interpolated): f = 2605 MHz; σ = 1.994 S/m; ε_r = 39.375; ρ = 1000 kg/m^3
Phantom section: Flat Section
Ambient Temperature:22.6℃;Liquid Temperature:22.4℃;

DASY Configuration:

- Probe: EX3DV4 - SN7494; ConvF(7.72, 7.72, 7.72) @ 2605 MHz; Calibrated: 4/1/2020
- Sensor-Surface: 1.4mm (Mechanical Surface Detection)
- Electronics: DAE4 Sn1549; Calibrated: 4/4/2020
- Phantom: Twin-SAM V8.0 ; Type: QD 000 P41 AA; Serial: 1974
- DASY52 52.10.2(1495); SEMCAD X 14.6.12(7450)

Front/CH 40740/Area Scan (71x121x1): Interpolated grid: dx=1.200 mm, dy=1.200 mm
Maximum value of SAR (interpolated) = 0.0146 W/kg

Front/CH 40740/Zoom Scan (7x7x7)/Cube 0: Measurement grid: dx=5mm, dy=5mm, dz=5mm
Reference Value = 1.814 V/m; Power Drift = -0.05 dB
Peak SAR (extrapolated) = 0.0170 W/kg
SAR(1 g) = 0.00972 W/kg; SAR(10 g) = 0.00601 W/kg
Maximum value of SAR (measured) = 0.0142 W/kg

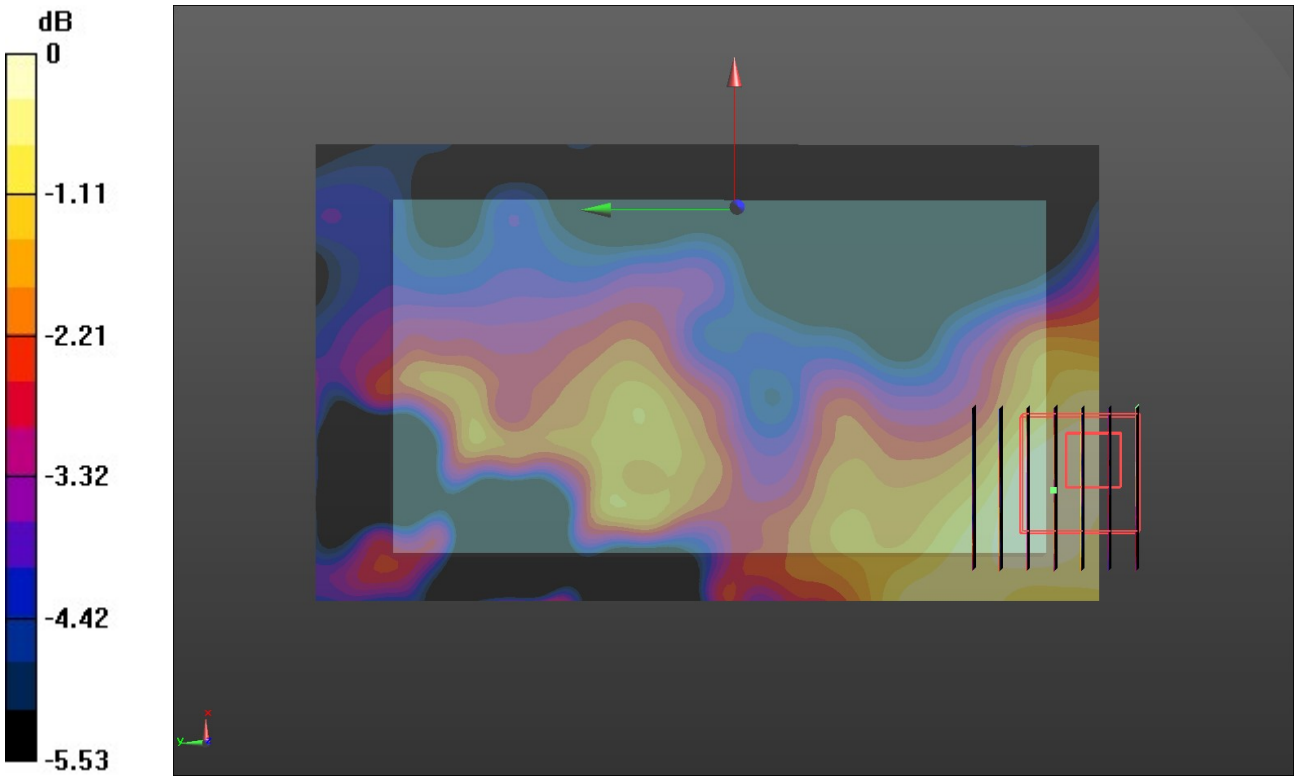

0 dB = 0.0142 W/kg = -18.48 dBW/kg

Test Laboratory: Huatongwei International Inspection Co., Ltd.,SAR Lab Date: 4/17/2020

WIFI 2.4G-Front of face

Communication System: UID 0, Generic WIFI (0); Frequency: 2437 MHz;Duty Cycle: 1:1
Medium parameters used (interpolated): f = 2437 MHz; σ = 1.86 S/m; ε_r = 39.662; ρ = 1000 kg/m^3
Phantom section: Flat Section
Ambient Temperature:22.4°C;Liquid Temperature:22.2°C;

DASY Configuration:

- Probe: EX3DV4 - SN7494; ConvF(7.91, 7.91, 7.91) @ 2437 MHz; Calibrated: 4/1/2020
- Sensor-Surface: 1.4mm (Mechanical Surface Detection)
- Electronics: DAE4 Sn1549; Calibrated: 4/4/2020
- Phantom: Twin-SAM V8.0 ; Type: QD 000 P41 AA; Serial: 1974
- DASY52 52.10.2(1495); SEMCAD X 14.6.12(7450)

Front/CH 6/Area Scan (71x121x1): Interpolated grid: dx=1.200 mm, dy=1.200 mm
Maximum value of SAR (interpolated) = 0.0473 W/kg

Front/CH 6/Zoom Scan (7x7x7)/Cube 0: Measurement grid: dx=5mm, dy=5mm, dz=5mm
Reference Value = 2.585 V/m; Power Drift = -0.13 dB
Peak SAR (extrapolated) = 0.0540 W/kg
SAR(1 g) = 0.031 W/kg; SAR(10 g) = 0.018 W/kg
Maximum value of SAR (measured) = 0.0459 W/kg

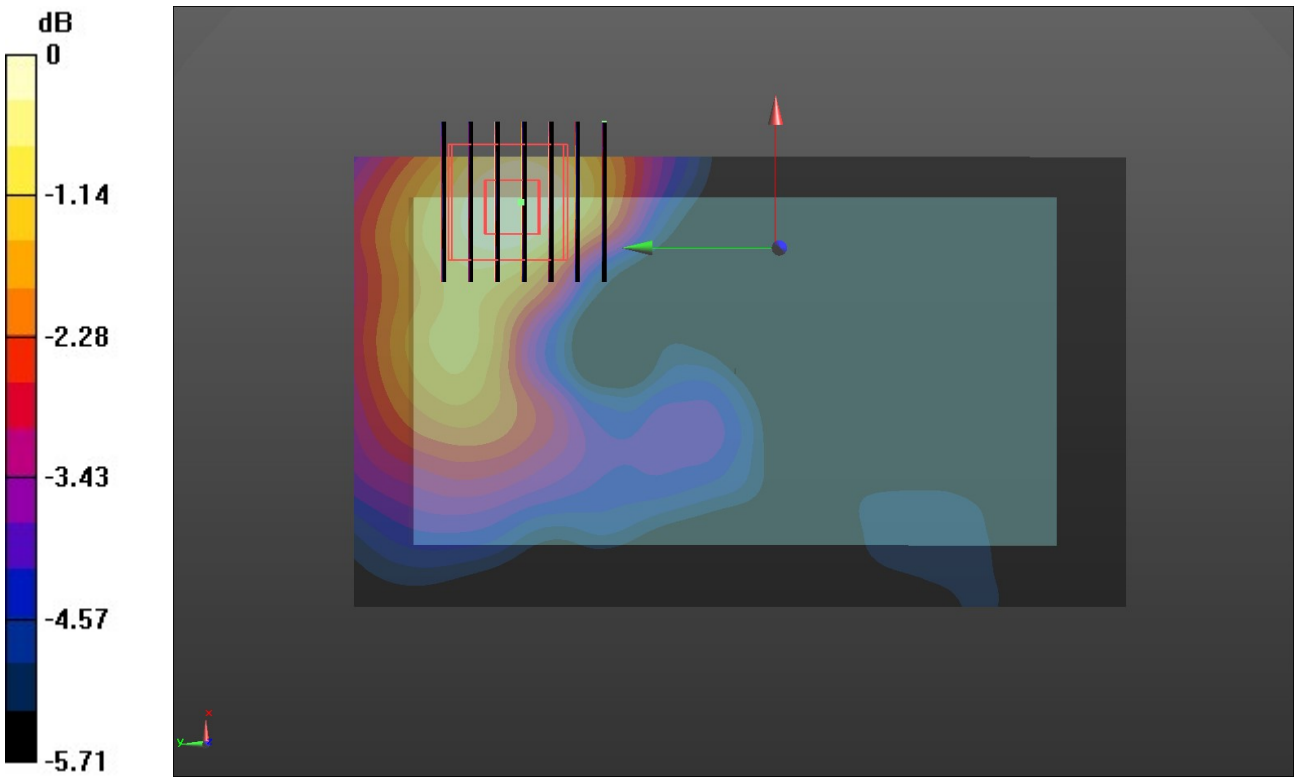

0 dB = 0.0459 W/kg = -13.38 dBW/kg

Test Laboratory: Huatongwei International Inspection Co., Ltd.,SAR Lab Date: 4/13/2020

GSM 850-Body

Communication System: UID 0, Generic GPRS(TDMA, GMSK, TN 0-1-2-3) (0); Frequency: 848.8 MHz;Duty Cycle: 1:2.00447
Medium parameters used (interpolated): f = 848.8 MHz; σ = 0.952 S/m; ε_r = 42.669; ρ = 1000 kg/m^3
Phantom section: Flat Section
Ambient Temperature:22.1℃;Liquid Temperature:21.9℃;

DASY Configuration:

- Probe: EX3DV4 - SN7494; ConvF(10.46, 10.46, 10.46) @ 848.8 MHz; Calibrated: 4/1/2020
- Sensor-Surface: 1.4mm (Mechanical Surface Detection)
- Electronics: DAE4 Sn1549; Calibrated: 4/4/2020
- Phantom: Twin-SAM V8.0 ; Type: QD 000 P41 AA; Serial: 1974
- DASY52 52.10.2(1495); SEMCAD X 14.6.12(7450)

Rear/CH 251/Area Scan (61x101x1): Interpolated grid: dx=1.500 mm, dy=1.500 mm
Maximum value of SAR (interpolated) = 0.439 W/kg

Rear/CH 251/Zoom Scan (5x5x7)/Cube 0: Measurement grid: dx=8mm, dy=8mm, dz=5mm
Reference Value = 10.44 V/m; Power Drift = 0.04 dB
Peak SAR (extrapolated) = 0.551 W/kg
SAR(1 g) = 0.384 W/kg; SAR(10 g) = 0.271 W/kg
Maximum value of SAR (measured) = 0.433 W/kg

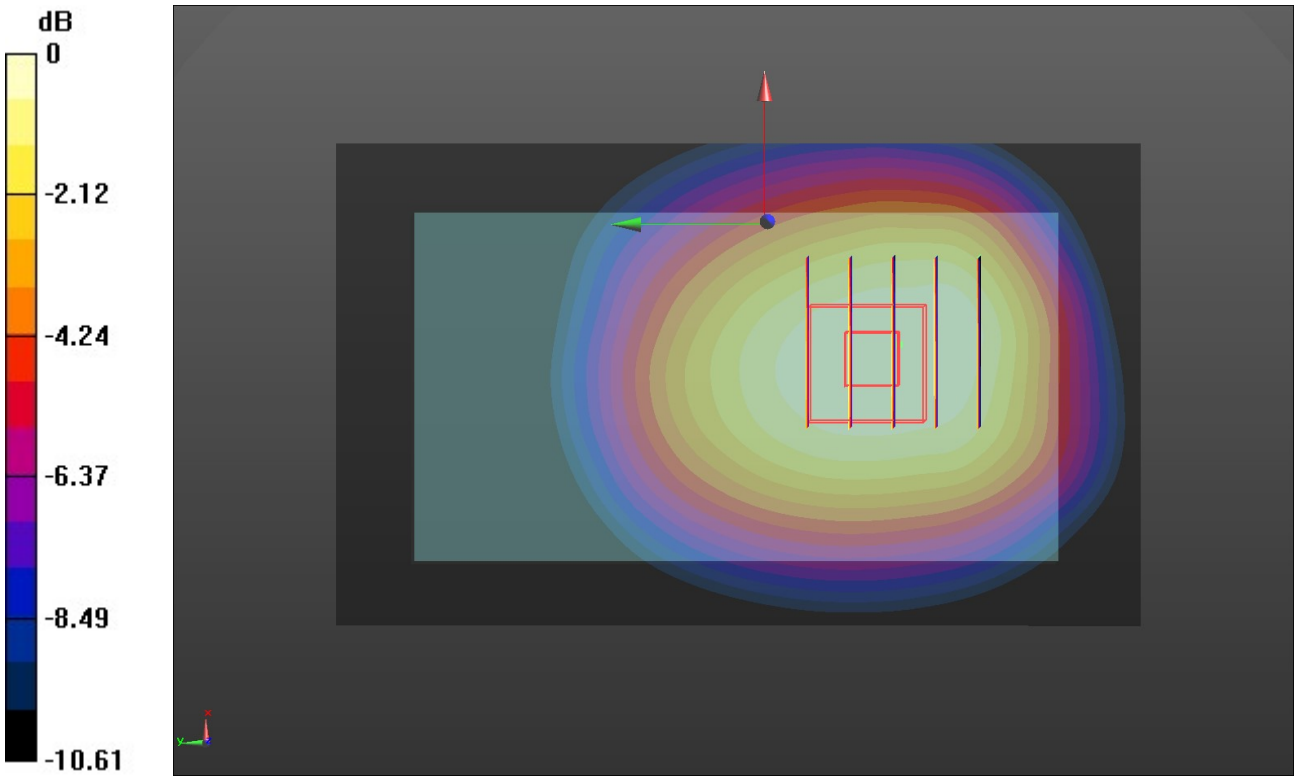

0 dB = 0.433 W/kg = 0.397 dBW/kg

Test Laboratory: Huatongwei International Inspection Co., Ltd.,SAR Lab Date: 4/15/2020

GSM 1900-Body

Communication System: UID 0, Generic GPRS(TDMA, GMSK, TN 0-1-2) (0); Frequency: 1850.2 MHz;Duty Cycle: 1:2.66993
Medium parameters used (interpolated): f = 1850.2 MHz; σ = 1.454 S/m; ε_r = 40.549; ρ = 1000 kg/m^3

Phantom section: Flat Section
Ambient Temperature:22.1°C;Liquid Temperature:21.9°C;

DASY Configuration:

- Probe: EX3DV4 - SN7494; ConvF(8.6, 8.6, 8.6) @ 1850.2 MHz; Calibrated: 4/1/2020
- Sensor-Surface: 1.4mm (Mechanical Surface Detection)
- Electronics: DAE4 Sn1549; Calibrated: 4/4/2020
- Phantom: Twin-SAM V8.0 ; Type: QD 000 P41 AA; Serial: 1974
- DASY52 52.10.2(1495); SEMCAD X 14.6.12(7450)

Front/CH 512/Area Scan (61x101x1): Interpolated grid: dx=1.500 mm, dy=1.500 mm
Maximum value of SAR (interpolated) = 0.426 W/kg

Front/CH 512/Zoom Scan (5x5x7)/Cube 0: Measurement grid: dx=8mm, dy=8mm, dz=5mm
Reference Value = 8.070 V/m; Power Drift = 0.01 dB
Peak SAR (extrapolated) = 0.645 W/kg
SAR(1 g) = 0.326 W/kg; SAR(10 g) = 0.174 W/kg
Maximum value of SAR (measured) = 0.396 W/kg

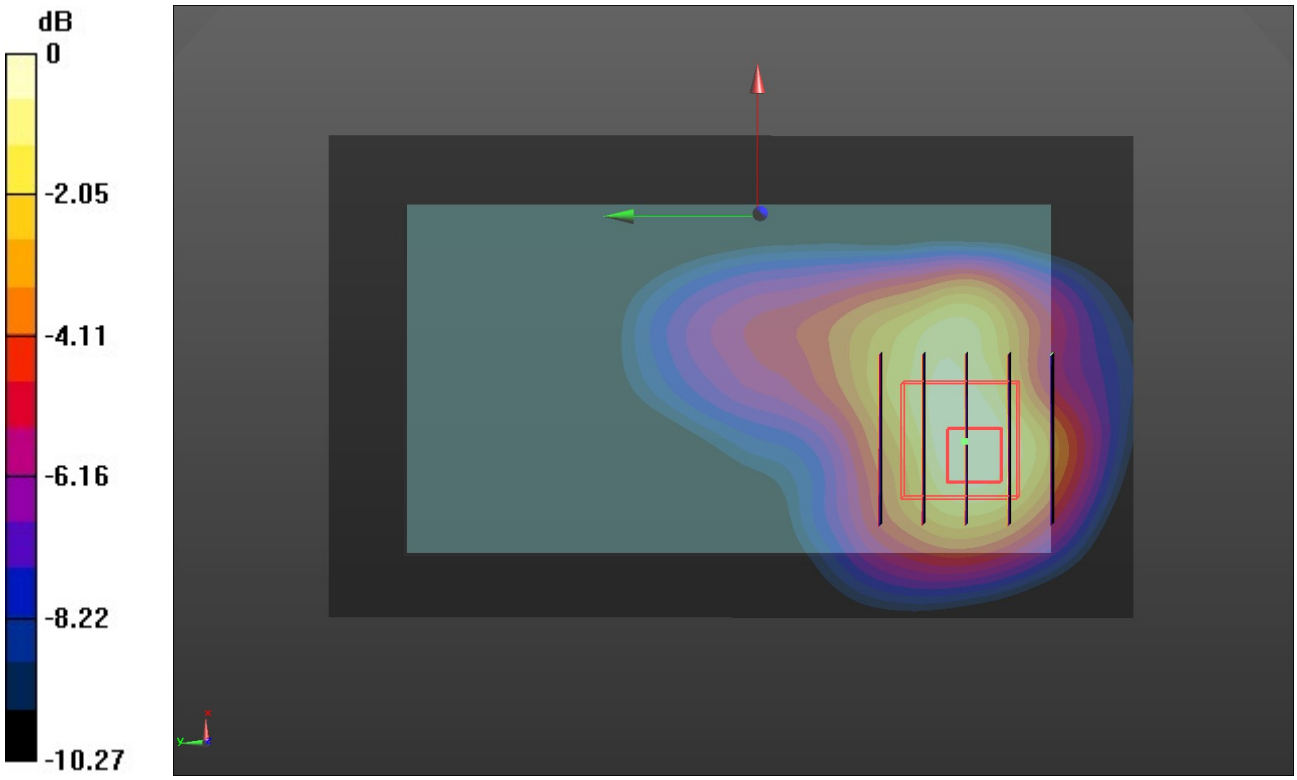

0 dB = 0.396 W/kg = -4.02 dBW/kg

Test Laboratory: Huatongwei International Inspection Co., Ltd.,SAR Lab Date: 4/15/2020

WCDMA Band II-Body

Communication System: UID 0, Generic UMTS (0); Frequency: 1852.4 MHz;Duty Cycle: 1:1
Medium parameters used (interpolated): f = 1852.4 MHz; σ = 1.455 S/m; ε_r = 40.544; ρ = 1000 kg/m^3

Phantom section: Flat Section
Ambient Temperature:22.7℃;Liquid Temperature:22.5℃;

DASY Configuration:

- Probe: EX3DV4 - SN7494; ConvF(8.6, 8.6, 8.6) @ 1852.4 MHz; Calibrated: 4/1/2020
- Sensor-Surface: 1.4mm (Mechanical Surface Detection)
- Electronics: DAE4 Sn1549; Calibrated: 4/4/2020
- Phantom: Twin-SAM V8.0 ; Type: QD 000 P41 AA; Serial: 1974
- DASY52 52.10.2(1495); SEMCAD X 14.6.12(7450)

Front/CH 9262/Area Scan (61x101x1): Interpolated grid: dx=1.500 mm, dy=1.500 mm
Maximum value of SAR (interpolated) = 0.0508 W/kg

Front/CH 9262/Zoom Scan (5x5x7)/Cube 0: Measurement grid: dx=8mm, dy=8mm, dz=5mm
Reference Value = 5.093 V/m; Power Drift = -0.11 dB
Peak SAR (extrapolated) = 0.0630 W/kg
SAR(1 g) = 0.035 W/kg; SAR(10 g) = 0.020 W/kg
Maximum value of SAR (measured) = 0.0532 W/kg

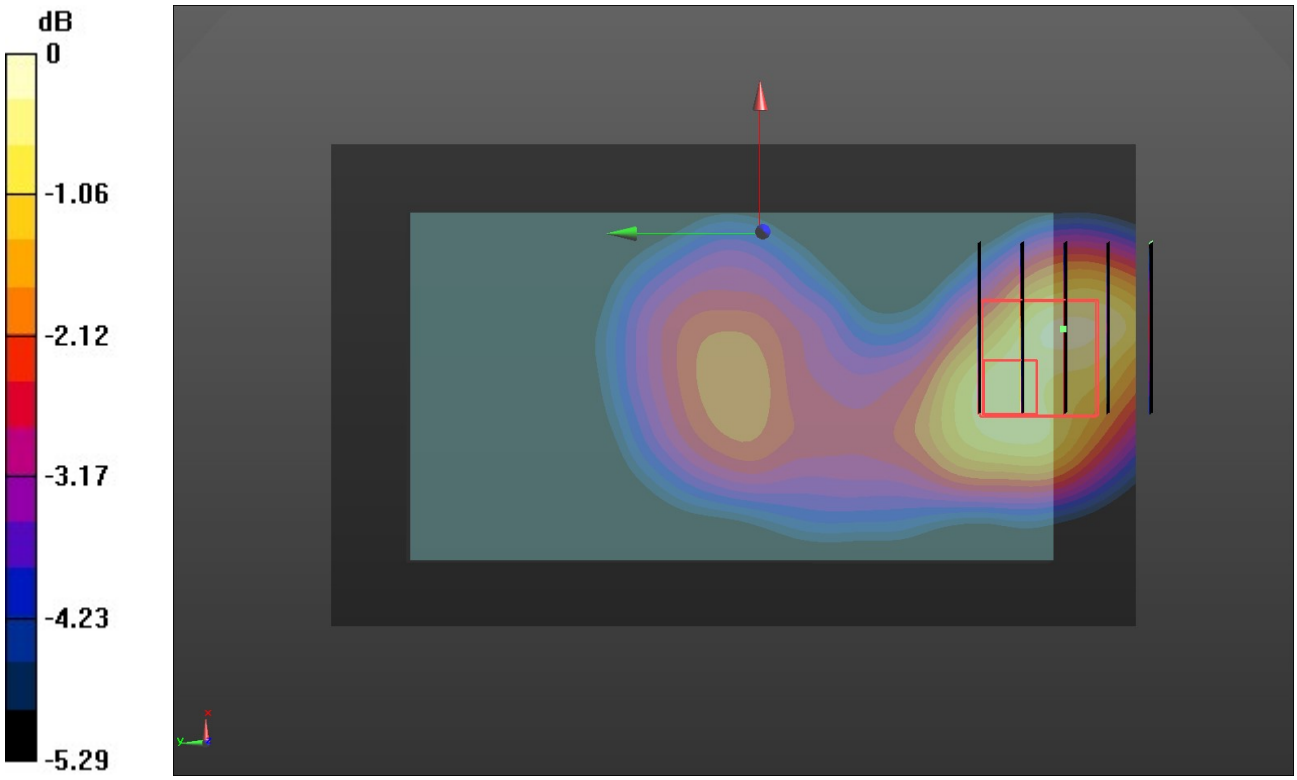

0 dB = 0.0532 W/kg = -12.74 dBW/kg

Test Laboratory: Huatongwei International Inspection Co., Ltd.,SAR Lab Date: 4/14/2020

WCDMA Band IV-Body

Communication System: UID 0, Generic UMTS (0); Frequency: 1752.6 MHz;Duty Cycle: 1:1
Medium parameters used (interpolated): f = 1752.6 MHz; σ = 1.396 S/m; ε_r = 40.726; ρ = 1000 kg/m^3

Phantom section: Flat Section
Ambient Temperature:22.6℃;Liquid Temperature:22.4℃;

DASY Configuration:

- Probe: EX3DV4 - SN7494; ConvF(8.92, 8.92, 8.92) @ 1752.6 MHz; Calibrated: 4/1/2020
- Sensor-Surface: 1.4mm (Mechanical Surface Detection)
- Electronics: DAE4 Sn1549; Calibrated: 4/4/2020
- Phantom: Twin-SAM V8.0 ; Type: QD 000 P41 AA; Serial: 1974
- DASY52 52.10.2(1495); SEMCAD X 14.6.12(7450)

Front/CH 1513/Area Scan (61x101x1): Interpolated grid: dx=1.500 mm, dy=1.500 mm
Maximum value of SAR (interpolated) = 0.144 W/kg

Front/CH 1513/Zoom Scan (5x5x7)/Cube 0: Measurement grid: dx=8mm, dy=8mm, dz=5mm
Reference Value = 6.215 V/m; Power Drift = -0.07 dB
Peak SAR (extrapolated) = 0.176 W/kg
SAR(1 g) = 0.096 W/kg; SAR(10 g) = 0.056 W/kg
Maximum value of SAR (measured) = 0.143 W/kg

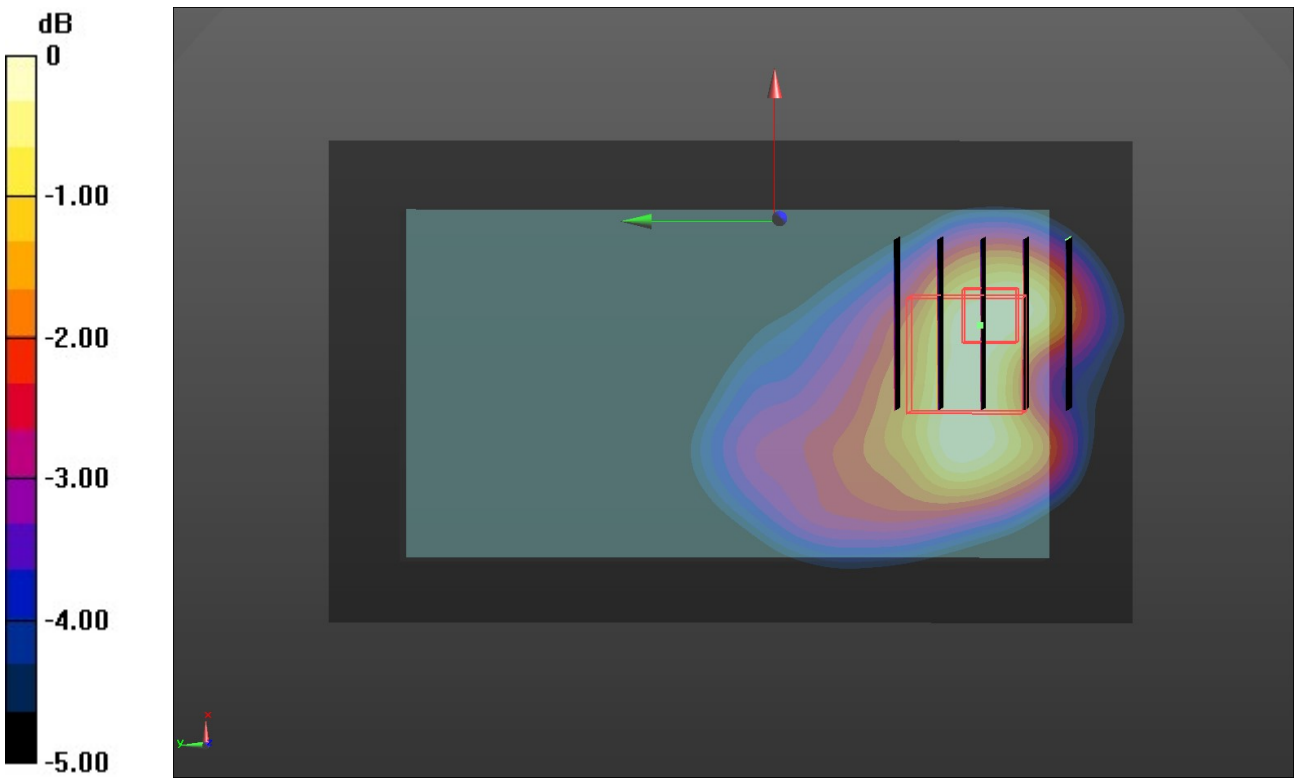

0 dB = 0.143 W/kg = -8.45 dBW/kg