REMAPPABLE XBOX SERIES X|S CONTROLLER

User Manual

■ Make sure you read this guide before using the wireless controller

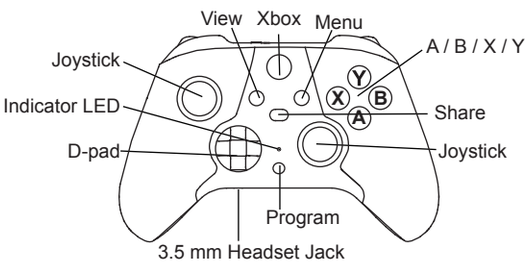

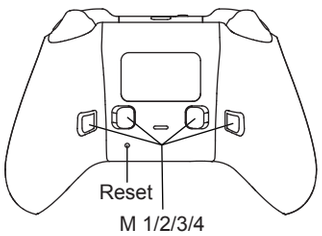

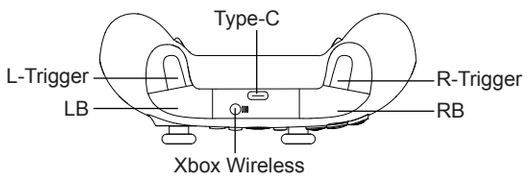

1.Instructions:

1.Turn on the power button located on the console.
2.Turn on your Xbox Series X|S by pressing the Xbox Button on your controller.

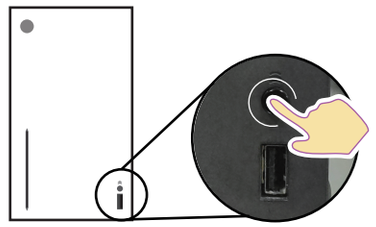

3.Press the "))" buttons on both the controller and console,the indicator will fast flash to enter the pairing mode. After connection,the indicator will always be on.

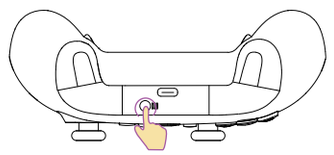

4.It has paired memories , just press the Xbox button to reconnect after the first successful connection.

▲ Extended Function! Compatible with Windows 7/8/10 via USB or the Xbox Wireless Adapter sold separately.

2.Specification:

- ■ External Dimensions:155*103.5*64.5 mm
- ■ Charging Voltage: DC5V/500mA
- ■ Net Weight: 245g

3.Operation Guide Of Remappable Buttons:

1. Press and hold Program, then press one of M button you want to program, the indicator will be highlighted to enter setting mode.

2. Take setting A B continuous action mapping in M1 as an example
First step: press the A, then press the Program once and the indicator also flashes once accordingly.
Second step: press the B, and the press the Program again in the same way.
Last step: press the M1 once again and the indicator will dim accordingly. It indicates that the A and B's action has been completely mapped to this M1 .

*.**All the below buttons can be mapped:**

Ⓐ Ⓑ Ⓧ Ⓨ LB RB
LT RT

*.**Please noted!** A single M can map up to 16 steps.

3. Clear the content mapped in the M button:

* Press and hold Program, and press the M button later, the indicator will be highlighted. Then press the M button once again and the indicator will dim accordingly, the clearance was completed.

* If you re-map the M button , will record the new content automatically.

Noted! The other three M buttons are set up the same as the above steps. And they are each independent and do not interfere with each other.

4.The operation guide to replace the trim cover:

Please Noted! Pry the trim cover from the game controller with your fingers.Do not use other tools to avoid injury to you and damage to the product.

5.Pack Contents:

- ■ 1 x Wireless Controller
- ■ 1 x User Manual
- ■ 2 x Trim Cover
- ■ 1 x Data Charging Cable

6.CAUTION:

- ■ The product is not water proof. Please keep it away from water, high humidity and high temperature environment.
- ■ DO NOT attempt to modify or disassemble this product.
- ■ DO NOT slam or hit this product hard, there may be some unnecessary damage for it.
- ■ Due to violation of above operations,warranty is invalid.

FCC Statement

Changes or modifications not expressly approved by the party responsible for compliance could void the user's authority to operate the equipment.

This equipment has been tested and found to comply with the limits for a Class B digital device, pursuant to Part 15 of the FCC Rules. These limits are designed to provide reasonable protection against harmful interference in a residential installation. This equipment generates uses and can radiate radio frequency energy and, if not installed and used in accordance with the instructions, may cause harmful interference to radio communications. However, there is no guarantee that interference will not occur in a particular installation. If this equipment does cause harmful interference to radio or television reception, which can be determined by turning the equipment off and on, the user is encouraged to try to correct the interference by one or more of the following measures:

-- Reorient or relocate the receiving antenna.

-- Increase the separation between the equipment and receiver.

-- Connect the equipment into an outlet on a circuit different from that to which the receiver is connected.

-- Consult the dealer or an experienced radio/TV technician for help

This device complies with part 15 of the FCC rules. Operation is subject to the following two conditions (1)this device may not cause harmful interference, and (2) this device must accept any interference received, including interference that may cause undesired operation.

This equipment complies with FCC radiation exposure limits set forth for an uncontrolled environment.