APPENDIX B PLOTS OF THE SAR MEASUREMENTS

Plots of the measured SAR distributions inside the phantom are given in this Appendix for all tested configurations. The spatial peak SAR values were assessed with the procedure described in this report.

Table: 1600 MHz SAR Plots

Test Position	Antenna	Plot Number	Test Channel
Touch Left	Retracted	1	120
Touch Left	Extended	2	120
Tilted Left	Extended	3	120
Z-axis Graphs for plots 1 to 3			
Tilted Left	Retracted	4	000
Tilted Left	Retracted	5	120
Tilted Left	Retracted	6	240
Z-axis Graphs for plots 4 to 6			
Touch Right	Retracted	7	120
Touch Right	Extended	8	120
Z-axis Graphs for plots 7 and 8			
Tilted Right	Retracted	9	120
Tilted Right	Extended	10	120
Z-axis Graphs for plots 9 and 10			

Table: SAR Validation Plots

Date	Plot Number	Frequency
24th march 2006	11	1640 MHz
27th march 2006	12	1640 MHz
Z-axis Graphs for plots 11 and 12		

This document must not be copied or reproduced, except in full without the written permission of the Manager, EMC Technologies Pty Ltd. The certificate on page 2 may be reproduced in full.
www.emctech.com.au

Test Date: 24 March 2006
File Name: Touch Left 1600 MHz (DAE442 Probe1380) 24-03-06.da4
DUT: Iridium Satellite Phone; Type: 9505A; Serial: IMEI:300214010004000

* Communication System: 1600 MHz Satellite; Frequency: 1618.25 MHz; Duty Cycle: 1:1
* Medium parameters used: σ = 1.24062 mho/m, ε_r = 40.9989; ρ = 1000 kg/m^3
- Electronics: DAE3 Sn442; Probe: ET3DV6 - SN1380; ConvF(5.42, 5.42, 5.42)
- Phantom: SAM 22; Serial: 1260; Phantom section: Left Section

Channel 120 Test/Area Scan (121x51x1): Measurement grid: dx=20mm, dy=20mm
Maximum value of SAR (interpolated) = 0.162 mW/g

Channel 120 Test/Area Scan 2 (61x61x1): Measurement grid: dx=15mm, dy=15mm
Maximum value of SAR (interpolated) = 0.179 mW/g

Channel 120 Test/Zoom Scan (7x7x7)/Cube 0: Measurement grid: dx=5mm, dy=5mm, dz=5mm
Reference Value = 8.88 V/m; Power Drift = -0.190 dB
Peak SAR (extrapolated) = 0.324 W/kg
SAR(1 g) = 0.165 mW/g; SAR(10 g) = 0.113 mW/g
Maximum value of SAR (measured) = 0.180 mW/g



0 dB = 0.180mW/g

SAR MEASUREMENT PLOT 1

Ambient Temperature	**21.2 Degrees Celsius**
Liquid Temperature	**20.7 Degrees Celsius**
Humidity	**62.0 %**

This document must not be copied or reproduced, except in full without the written permission of the Manager, EMC Technologies Pty Ltd. The certificate on page 2 may be reproduced in full.
www.emctech.com.au

Test Date: 24 March 2006
File Name: Touch Left 1600 MHz Extended Antenna (DAE442 Probe1380) 24-03-06.da4
DUT: Iridium Satellite Phone; Type: 9505A; Serial: IMEI:300214010004000

* Communication System: 1600 MHz Satellite; Frequency: 1618.25 MHz; Duty Cycle: 1:1
* Medium parameters used: σ = 1.24062 mho/m, ε_r = 40.9989; ρ = 1000 kg/m^3
- Electronics: DAE3 Sn442; Probe: ET3DV6 - SN1380; ConvF(5.42, 5.42, 5.42)
- Phantom: SAM 22; Serial: 1260; Phantom section: Left Section

Channel 120 Test/Area Scan (121x51x1): Measurement grid: dx=20mm, dy=20mm
Maximum value of SAR (interpolated) = 0.01 mW/g

Channel 120 Test/Area Scan 2 (61x61x1): Measurement grid: dx=15mm, dy=15mm
Maximum value of SAR (interpolated) = 0.010 mW/g

Channel 120 Test/Zoom Scan (7x7x7)/Cube 0: Measurement grid: dx=5mm, dy=5mm, dz=5mm
Reference Value = 1.88 V/m; Power Drift = 0.359 dB
Peak SAR (extrapolated) = 0.032 W/kg
SAR(1 g) = 0.014 mW/g; SAR(10 g) = 0.00868 mW/g
Maximum value of SAR (measured) = 0.017 mW/g

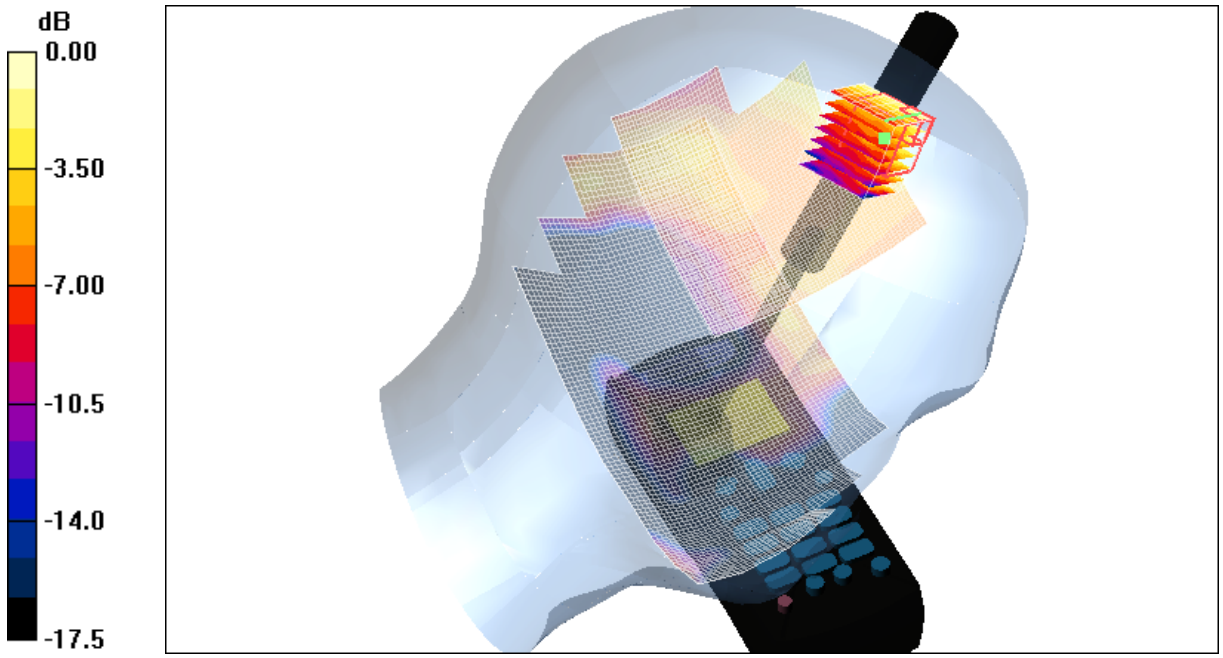

0 dB = 0.017mW/g

SAR MEASUREMENT PLOT 2

Ambient Temperature	**21.2 Degrees Celsius**
Liquid Temperature	**20.7 Degrees Celsius**
Humidity	**62.0 %**

This document must not be copied or reproduced, except in full without the written permission of the Manager, EMC Technologies Pty Ltd. The certificate on page 2 may be reproduced in full.
www.emctech.com.au

Test Date: 24 March 2006
File Name: Tilted Left 1600 MHz Extended Antenna (DAE442 Probe1380) 24-03-06.da4
DUT: Iridium Satellite Phone; Type: 9505A; Serial: IMEI:300214010004000

* Communication System: 1600 MHz Satellite; Frequency: 1618.25 MHz; Duty Cycle: 1:1
* Medium parameters used: σ = 1.24062 mho/m, ε_r = 40.9989; ρ = 1000 kg/m^3
- Electronics: DAE3 Sn442; Probe: ET3DV6 - SN1380; ConvF(5.42, 5.42, 5.42)
- Phantom: SAM 22; Serial: 1260; Phantom section: Left Section

Channel 120 Test/Area Scan (121x51x1): Measurement grid: dx=20mm, dy=20mm
Maximum value of SAR (interpolated) = 0.013 mW/g

Channel 120 Test/Area Scan 2 (61x61x1): Measurement grid: dx=15mm, dy=15mm
Maximum value of SAR (interpolated) = 0.015 mW/g

Channel 120 Test/Zoom Scan (7x7x7)/Cube 0: Measurement grid: dx=5mm, dy=5mm, dz=5mm
Reference Value = 2.67 V/m; Power Drift = -0.01 dB
Peak SAR (extrapolated) = 0.024 W/kg
SAR(1 g) = 0.013 mW/g; SAR(10 g) = 0.00855 mW/g
Maximum value of SAR (measured) = 0.015 mW/g



0 dB = 0.015mW/g

SAR MEASUREMENT PLOT 3

Ambient Temperature	**21.2 Degrees Celsius**
Liquid Temperature	**20.7 Degrees Celsius**
Humidity	**62.0 %**

This document must not be copied or reproduced, except in full without the written permission of the Manager, EMC Technologies Pty Ltd. The certificate on page 2 may be reproduced in full.
www.emctech.com.au

Z-Axis Graph for Plot 1

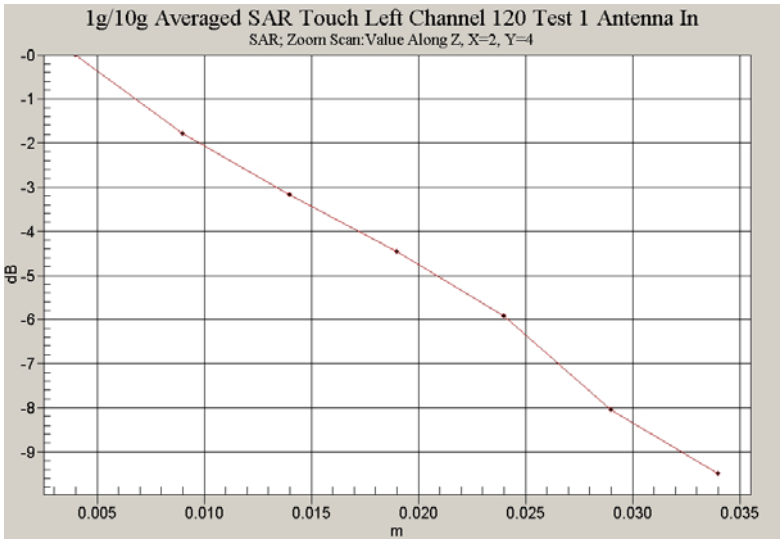

Z-Axis Graph for Plot 2

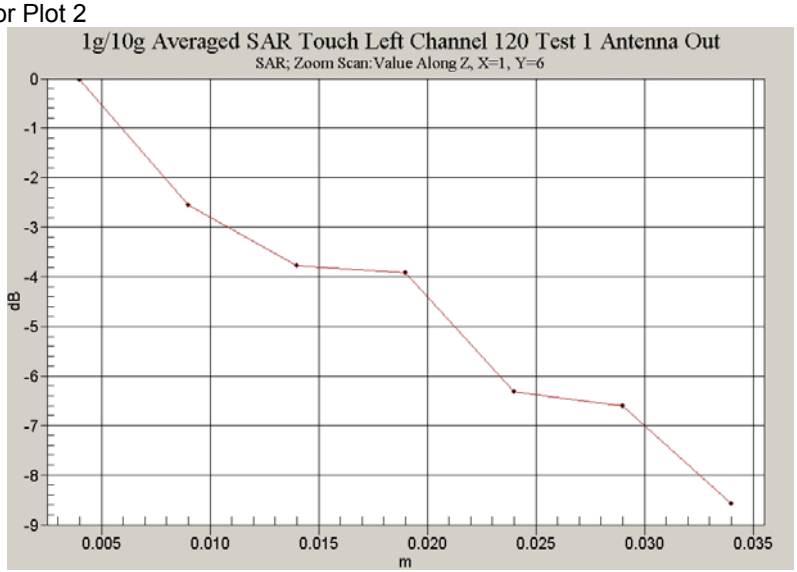

Z-Axis Graph for Plot 3

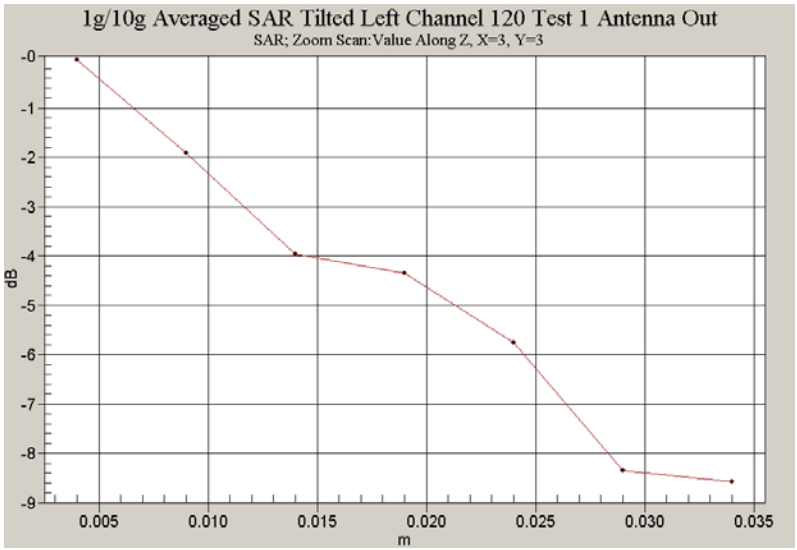

This document must not be copied or reproduced, except in full without the written permission of the Manager, EMC Technologies Pty Ltd. The certificate on page 2 may be reproduced in full.
www.emctech.com.au

Test Date: 27 March 2006
File Name: Tilted Left 1600 MHz (DAE442 Probe1380) 27-03-06.da4
DUT: Iridium Satellite Phone; Type: 9505A; Serial: IMEI:300214010004000

* Communication System: 1600 MHz Satellite; Frequency: 1610 MHz; Duty Cycle: 1:1
* Medium parameters used: σ = 1.25709 mho/m, ε_r = 40.3119; ρ = 1000 kg/m^3
- Electronics: DAE3 Sn442; Probe: ET3DV6 - SN1380; ConvF(5.42, 5.42, 5.42)
- Phantom: SAM 22; Serial: 1260; Phantom section: Left Section

Channel 000 Test/Area Scan (121x51x1): Measurement grid: dx=20mm, dy=20mm
Maximum value of SAR (interpolated) = 0.319 mW/g

Channel 000 Test/Area Scan 2 (61x61x1): Measurement grid: dx=15mm, dy=15mm
Maximum value of SAR (interpolated) = 0.323 mW/g

Channel 000 Test/Zoom Scan (7x7x7)/Cube 0: Measurement grid: dx=5mm, dy=5mm, dz=5mm
Reference Value = 12.1 V/m; Power Drift = 0.323 dB
Peak SAR (extrapolated) = 0.536 W/kg
SAR(1 g) = 0.308 mW/g; SAR(10 g) = 0.208 mW/g
Maximum value of SAR (measured) = 0.341 mW/g



0 dB = 0.341mW/g

SAR MEASUREMENT PLOT 4

Ambient Temperature	**21.4 Degrees Celsius**
Liquid Temperature	**20.8 Degrees Celsius**
Humidity	**64.0 %**

This document must not be copied or reproduced, except in full without the written permission of the Manager, EMC Technologies Pty Ltd. The certificate on page 2 may be reproduced in full.
www.emctech.com.au

Test Date: 24 March 2006
File Name: Tilted Left 1600 MHz (DAE442 Probe1380) 24-03-06.da4
DUT: Iridium Satellite Phone; Type: 9505A; Serial: IMEI:300214010004000

* Communication System: 1600 MHz Satellite; Frequency: 1618.25 MHz; Duty Cycle: 1:1
* Medium parameters used: σ = 1.24062 mho/m, ε_r = 40.9989; ρ = 1000 kg/m^3
- Electronics: DAE3 Sn442; Probe: ET3DV6 - SN1380; ConvF(5.42, 5.42, 5.42)
- Phantom: SAM 22; Serial: 1260; Phantom section: Left Section

Channel 120 Test/Area Scan (121x51x1): Measurement grid: dx=20mm, dy=20mm
Maximum value of SAR (interpolated) = 0.309 mW/g

Channel 120 Test/Area Scan 2 (61x61x1): Measurement grid: dx=15mm, dy=15mm
Maximum value of SAR (interpolated) = 0.300 mW/g

Channel 120 Test/Zoom Scan (7x7x7)/Cube 0: Measurement grid: dx=5mm, dy=5mm, dz=5mm
Reference Value = 11.5 V/m; Power Drift = 0.264 dB
Peak SAR (extrapolated) = 0.551 W/kg
SAR(1 g) = 0.283 mW/g; SAR(10 g) = 0.188 mW/g
Maximum value of SAR (measured) = 0.307 mW/g



0 dB = 0.307mW/g

SAR MEASUREMENT PLOT 5

Ambient Temperature	**21.2 Degrees Celsius**
Liquid Temperature	**20.7 Degrees Celsius**
Humidity	**62.0 %**

This document must not be copied or reproduced, except in full without the written permission of the Manager, EMC Technologies Pty Ltd. The certificate on page 2 may be reproduced in full.
www.emctech.com.au

Test Date: 27 March 2006
File Name: Tilted Left 1600 MHz (DAE442 Probe1380) 27-03-06.da4
DUT: Iridium Satellite Phone; Type: 9505A; Serial: IMEI:300214010004000

* Communication System: 1600 MHz Satellite; Frequency: 1626.5 MHz; Duty Cycle: 1:1
* Medium parameters used: σ = 1.27352 mho/m, ε_r = 40.2585; ρ = 1000 kg/m^3
- Electronics: DAE3 Sn442; Probe: ET3DV6 - SN1380; ConvF(5.42, 5.42, 5.42)
- Phantom: SAM 22; Serial: 1260; Phantom section: Left Section

Channel 240 Test/Area Scan (121x51x1): Measurement grid: dx=20mm, dy=20mm
Maximum value of SAR (interpolated) = 0.288 mW/g

Channel 240 Test/Area Scan 2 (61x61x1): Measurement grid: dx=15mm, dy=15mm
Maximum value of SAR (interpolated) = 0.254 mW/g

Channel 240 Test/Zoom Scan (7x7x7)/Cube 0: Measurement grid: dx=5mm, dy=5mm, dz=5mm
Reference Value = 10.7 V/m; Power Drift = 0.221 dB
Peak SAR (extrapolated) = 0.460 W/kg
SAR(1 g) = 0.252 mW/g; SAR(10 g) = 0.173 mW/g
Maximum value of SAR (measured) = 0.283 mW/g



0 dB = 0.283mW/g

SAR MEASUREMENT PLOT 6

Ambient Temperature	**21.4 Degrees Celsius**
Liquid Temperature	**20.8 Degrees Celsius**
Humidity	**64.0 %**

This document must not be copied or reproduced, except in full without the written permission of the Manager, EMC Technologies Pty Ltd. The certificate on page 2 may be reproduced in full.
www.emctech.com.au

Z-Axis Graph for Plot 4

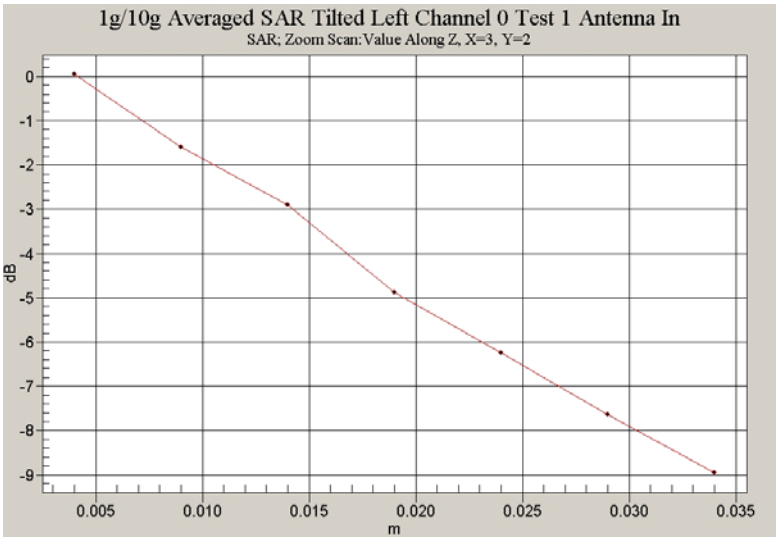

Z-Axis Graph for Plot 5

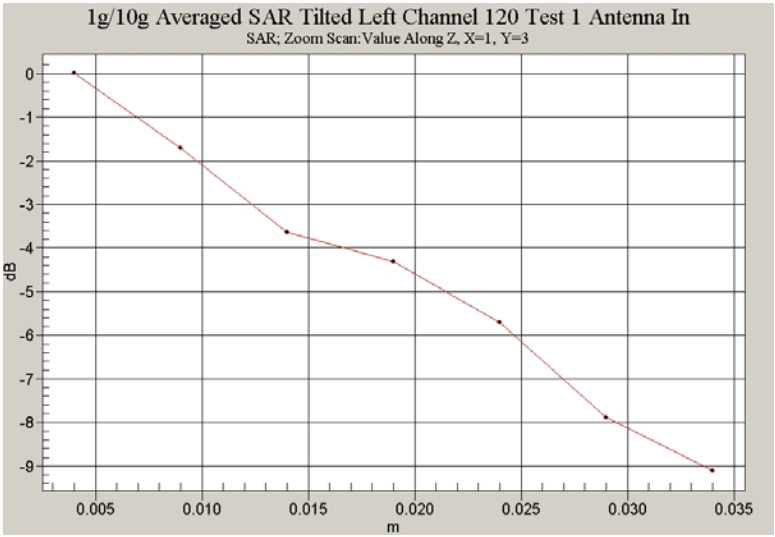

Z-Axis Graph for Plot 6

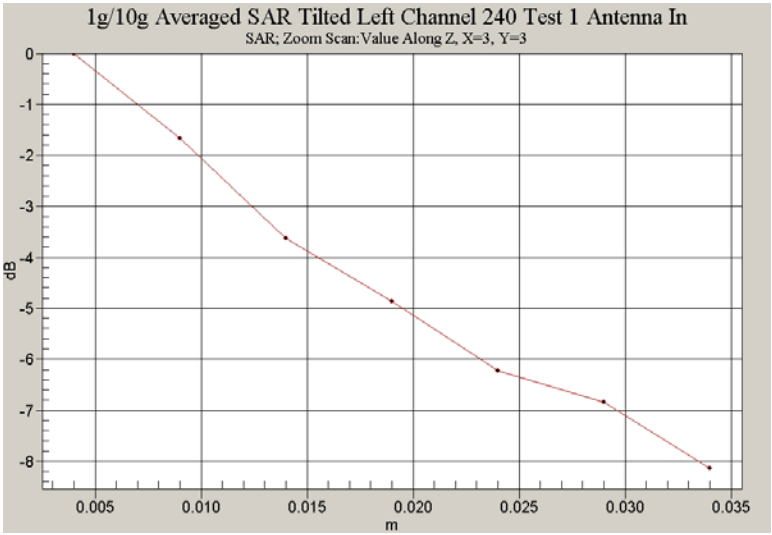

This document must not be copied or reproduced, except in full without the written permission of the Manager, EMC Technologies Pty Ltd. The certificate on page 2 may be reproduced in full.
www.emctech.com.au