STEELMATE Automotive

DIY TPMS
Tire Pressure Monitoring System

TP-71B
TP-71P



Specifications

Sensor(Transmitter):

Operating frequency:	433.92MHz
Battery voltage:	1.8V～3.3V
Operating temperature:	-20°C～+60°C / -4°F～+140°F
Pressure range:	0~5 Bar/0~73PSI

Dispaly(Receiver):

Operating frequency:	433.92MHz
Operating voltage:	12±3V
Operating temperature:	-20°C～+70°C / -4°F～+158°F
Precision:	
Temp:	±1°C/±2°F
Pressure:	±0.1Bar/1.5PSI
Default value:	
High pressure value:	3.3Bar/47PSI
Low pressure value:	1.7Bar/25PSI
High Temp value:	80°C/176°F

Air pressure unit:
1 Bar = 14.5 PSI = 100K Pa = 1.02 Kgf/cm²

Includes

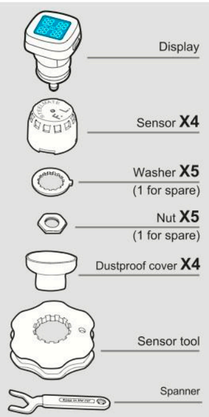

(Please keep it in vehicle carefully)

Brief look of display & sensor

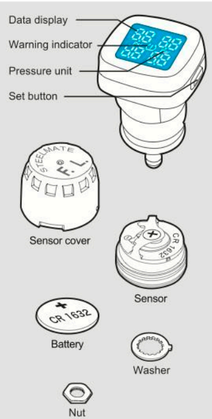

Display installation

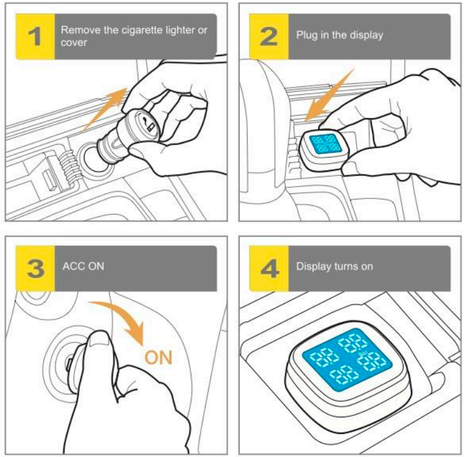

Sensor installation

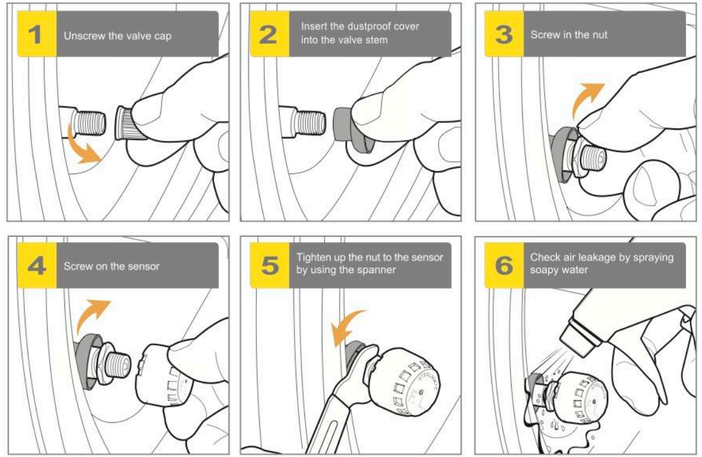

Functional test after installation

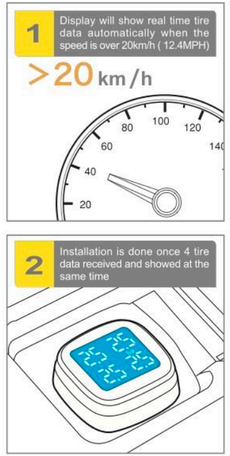

Think safety think Steelmate

STEELMATE CO., LTD.
Steelmate Industrial Park,
Heping Street, Dongfu Road, Dongfeng Town,
Zhongshan City, Guangdong, P.R. China 528425
www.steel-mate.com

©Steelmate Co., Ltd. All rights reserved.
All the registered trademarks are the property of their respective owners.
The trademark, patent and copyright are owned by Steelmate Co., Ltd.
The right to change the design and specifications reserved

Different Scenarios

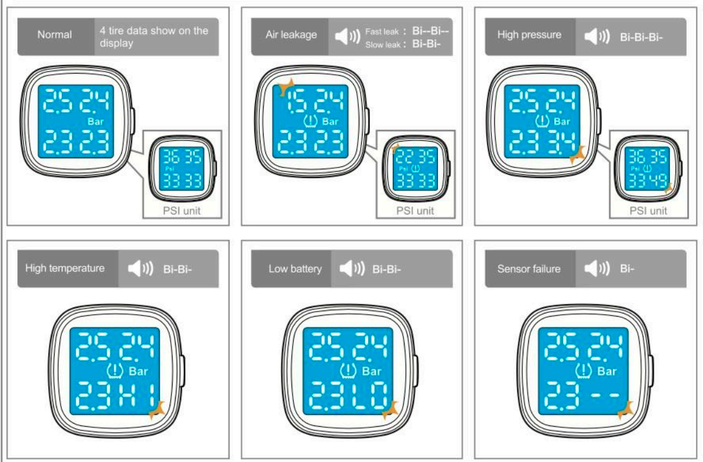

Sensor battery replacement

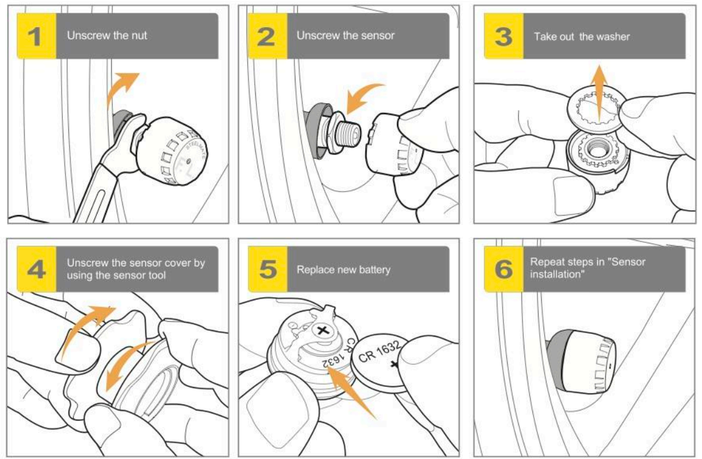

Sensor programming (remind: all sensors pre-set in factory)

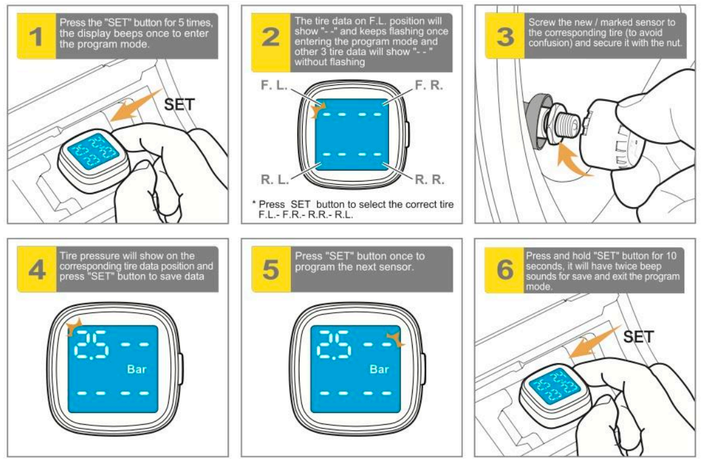

Troubleshooting

1. After sensor installation, air leakage happened
The tire valves may not be universal standard, please check from the local workshop

2. Once the installation is done, there is no tire data showed on display
Make sure ACC is on

3. Sensor lost
Please buy a new sensor

4.Sensor battery is low.
Please replace the battery of CR1632.

5. Location of tire changed
Please reprogram the corresponding sensors

Note:
1. TPMS (Tire Pressure Monitoring System) is designed for monitoring tire irregularities. Driver has responsibility to maintain tires regularly
2. Driver should react promptly once warning from this unit alerted
3. Steelmate do not guarantee or assume liability for the loss of sensors
4.All sensors in this unit have been pre-set individually for each tire in the factory.
5. Whenever the location of tire changed, the sensors must be changed to the corresponding tire
6. The display will turn off after the car flame out even the cigarette lighter is kept powering.
7. The brightness on the display will become dimmer after the first 30 seconds.

FCC warning statement

This device complies with Part 15 of the FCC rules. Operation is subject to the following two conditions: 1) this device may not cause harmful interference, and 2) this device must accept any interference received, including interference that may cause undesired operation.
This equipment has been tested and found to comply with the limits for a Class B digital device, pursuant to Part 15 of the FCC rules. These limits are designed to provide reasonable protection against harmful interference in a residential installation. This equipment generates, uses and can radiate radio frequency energy and if not installed and used in accordance with the instructions, may cause harmful interference to radio communications. However, there is no guarantee that interference will not occur in a particular installation. If this equipment does cause harmful interference to radio or television reception, which can be determined by turning the equipment off and on, the user is encouraged to try correct the interference by one or more of the following measures:
- Reorient the receiving antenna.
- Increase the separation between the equipment and receiver.
- Connect the equipment into and outlet on a circuit different from that to which the receiver is connected.
- Consult the dealer or an experienced radio/TV technician for help.
You are cautioned that changes or modifications not expressly approved by the party responsible for compliance could void your authority to operate the equipment.

PPI0111R/B