Test Laboratory: Sporton International Inc. SAR/HAC Testing Lab Date: 9/13/2010

#06 CDMA2000 BC0_RC3 SO55_Right Cheek_Ch384

DUT: 090901

Communication System: CDMA2000; Frequency: 836.52 MHz;Duty Cycle: 1:1
Medium: HSL_850_100913 Medium parameters used: f = 836.52 MHz; σ = 0.915 mho/m; ε_r = 41.8; ρ = 1000 kg/m^3
Ambient Temperature : 23.6 ˚C; Liquid Temperature : 21.5 ˚C

DASY5 Configuration:
- Probe: EX3DV4 - SN3697; ConvF(8.32, 8.32, 8.32); Calibrated: 11/23/2009
- Sensor-Surface: 4mm (Mechanical Surface Detection)
- Electronics: DAE4 Sn1210; Calibrated: 2009/11/16
- Phantom: SAM1; Type: SAM; Serial: TP-1477
- Measurement SW : DASY5, V5.2 Build 162; SEMCAD X Version 14.0 Build 57

Ch384/Area Scan (51x91x1): Measurement grid: dx=15mm, dy=15mm
Maximum value of SAR (interpolated) = 0.985 mW/g

Ch384/Zoom Scan (5x5x7)/Cube 0: Measurement grid: dx=8mm, dy=8mm, dz=5mm
Reference Value = 10.4 V/m; Power Drift = 0.048 dB
Peak SAR (extrapolated) = 1.23 W/kg
SAR(1 g) = 0.918 mW/g; SAR(10 g) = 0.639 mW/g
Maximum value of SAR (measured) = 0.965 mW/g

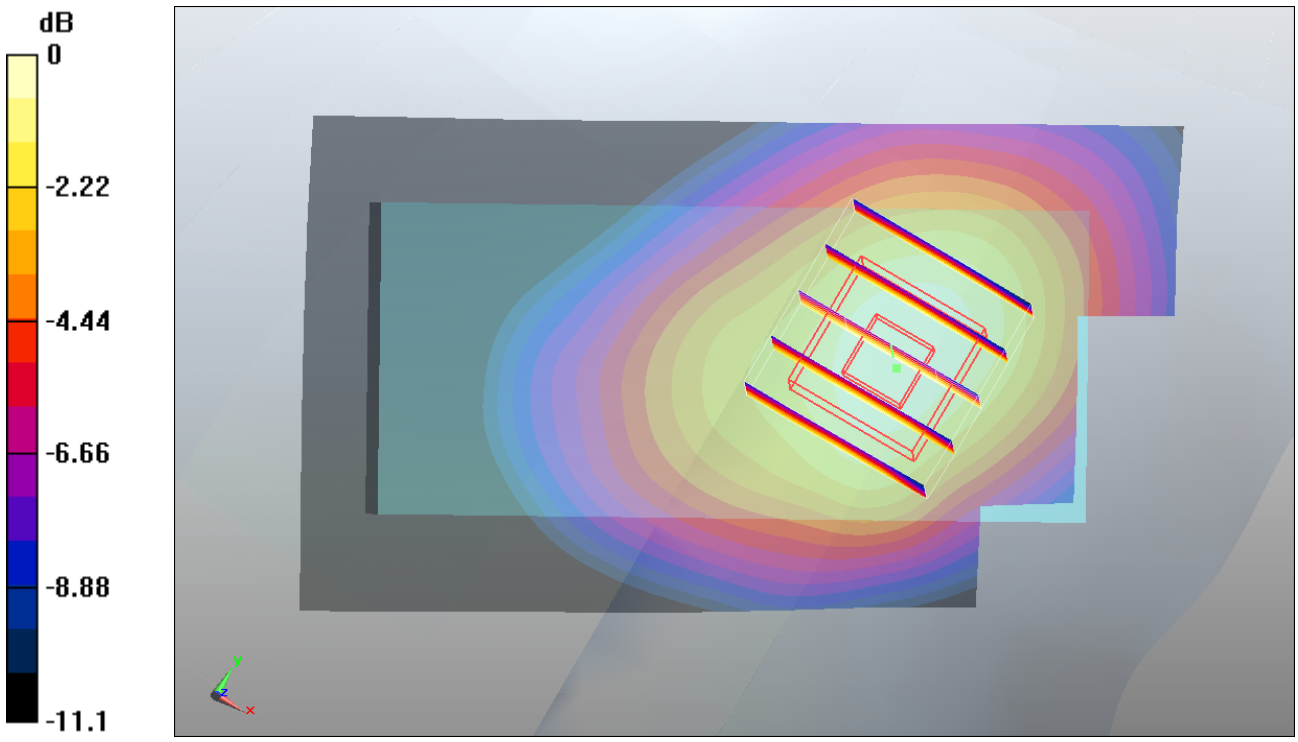

0 dB = 0.965mW/g

Test Laboratory: Sporton International Inc. SAR/HAC Testing Lab Date: 9/13/2010

#06 CDMA2000 BC0_RC3 SO55_Right Cheek_Ch384_2D

DUT: 090901

Communication System: CDMA2000; Frequency: 836.52 MHz;Duty Cycle: 1:1
Medium: HSL_850_100913 Medium parameters used: f = 836.52 MHz; σ = 0.915 mho/m; ε_r = 41.8; ρ = 1000 kg/m^3
Ambient Temperature : 23.6 ˚C; Liquid Temperature : 21.5 ˚C

DASY5 Configuration:
- Probe: EX3DV4 - SN3697; ConvF(8.32, 8.32, 8.32); Calibrated: 11/23/2009
- Sensor-Surface: 4mm (Mechanical Surface Detection)
- Electronics: DAE4 Sn1210; Calibrated: 2009/11/16
- Phantom: SAM1; Type: SAM; Serial: TP-1477
- Measurement SW : DASY5, V5.2 Build 162; SEMCAD X Version 14.0 Build 57

Ch384/Area Scan (51x91x1): Measurement grid: dx=15mm, dy=15mm
Maximum value of SAR (interpolated) = 0.985 mW/g

Ch384/Zoom Scan (5x5x7)/Cube 0: Measurement grid: dx=8mm, dy=8mm, dz=5mm
Reference Value = 10.4 V/m; Power Drift = 0.048 dB
Peak SAR (extrapolated) = 1.23 W/kg
SAR(1 g) = 0.918 mW/g; SAR(10 g) = 0.639 mW/g
Maximum value of SAR (measured) = 0.965 mW/g

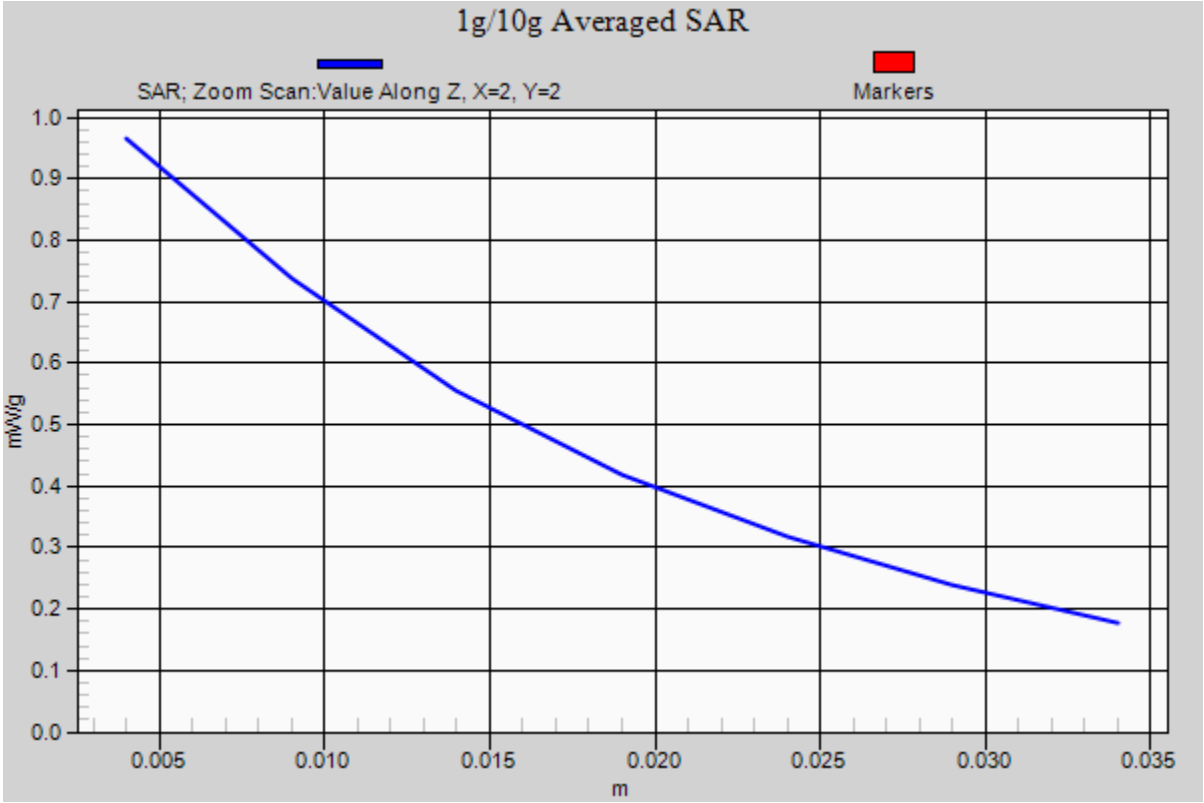
1g/10g Averaged SAR
SAR; Zoom Scan:Value Along Z, X=2, Y=2
Markers
mW/g
1.0
0.9
0.8
0.7
0.6
0.5
0.4
0.3
0.2
0.1
0.0
0.005
0.010
0.015
0.020
0.025
0.030
0.035
m

Test Laboratory: Sporton International Inc. SAR/HAC Testing Lab Date: 9/13/2010

#02 CDMA2000 BC0_RC3 SO55_Right Tilted_Ch777

DUT: 090901

Communication System: CDMA2000; Frequency: 848.31 MHz;Duty Cycle: 1:1
Medium: HSL_850_100913 Medium parameters used: f = 848.5 MHz; σ = 0.925 mho/m; ε_r = 41.7; ρ = 1000 kg/m^3
Ambient Temperature : 23.6 ˚C; Liquid Temperature : 21.5 ˚C

DASY5 Configuration:
- Probe: EX3DV4 - SN3697; ConvF(8.32, 8.32, 8.32); Calibrated: 11/23/2009
- Sensor-Surface: 4mm (Mechanical Surface Detection)
- Electronics: DAE4 Sn1210; Calibrated: 2009/11/16
- Phantom: SAM1; Type: SAM; Serial: TP-1477
- Measurement SW : DASY5, V5.2 Build 162; SEMCAD X Version 14.0 Build 57

Ch777/Area Scan (51x91x1): Measurement grid: dx=15mm, dy=15mm
Maximum value of SAR (interpolated) = 0.605 mW/g

Ch777/Zoom Scan (5x5x7)/Cube 0: Measurement grid: dx=8mm, dy=8mm, dz=5mm
Reference Value = 17.4 V/m; Power Drift = -0.065 dB
Peak SAR (extrapolated) = 0.717 W/kg
SAR(1 g) = 0.549 mW/g; SAR(10 g) = 0.400 mW/g
Maximum value of SAR (measured) = 0.582 mW/g

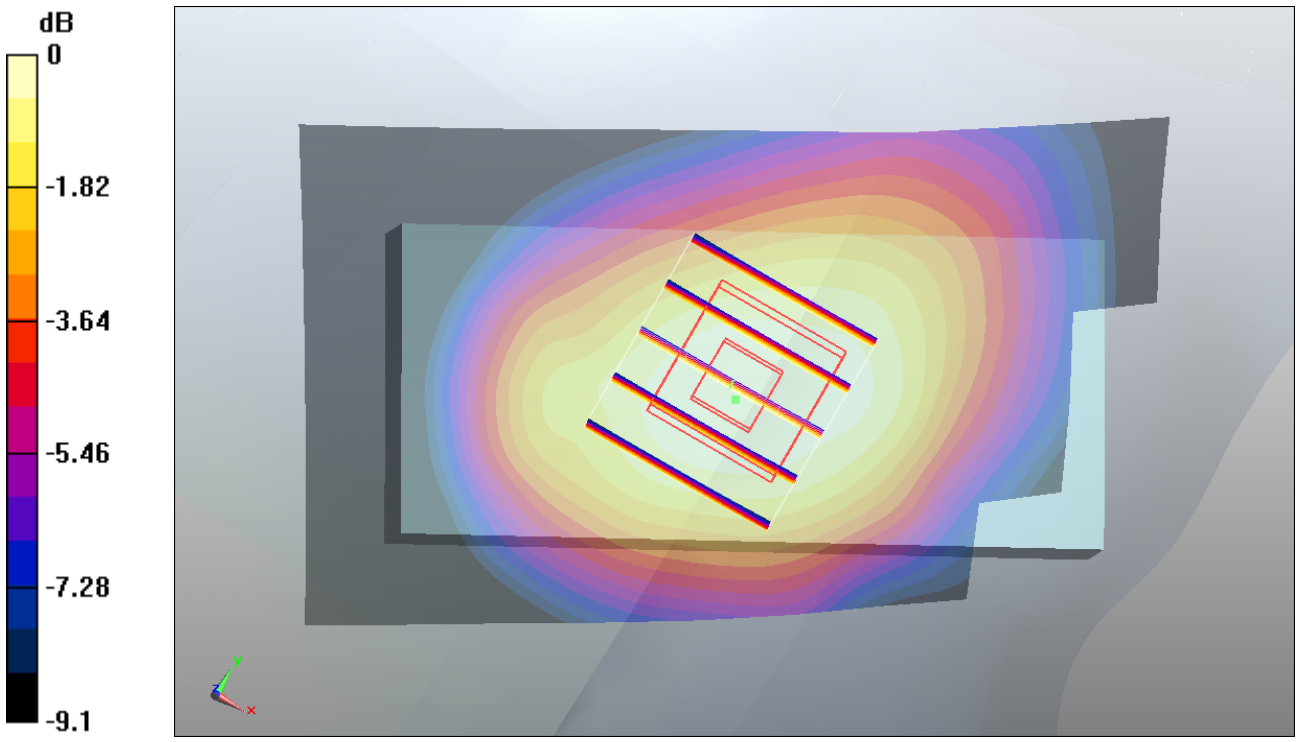

0 dB = 0.582mW/g

Test Laboratory: Sporton International Inc. SAR/HAC Testing Lab Date: 9/13/2010

#03 CDMA2000 BC0_RC3 SO55_Left Cheek_Ch777

DUT: 090901

Communication System: CDMA2000; Frequency: 848.31 MHz;Duty Cycle: 1:1
Medium: HSL_850_100913 Medium parameters used: f = 848.5 MHz; σ = 0.925 mho/m; ε_r = 41.7; ρ = 1000 kg/m^3
Ambient Temperature : 23.6 ˚C; Liquid Temperature : 21.5 ˚C

DASY5 Configuration:
- Probe: EX3DV4 - SN3697; ConvF(8.32, 8.32, 8.32); Calibrated: 11/23/2009
- Sensor-Surface: 4mm (Mechanical Surface Detection)
- Electronics: DAE4 Sn1210; Calibrated: 2009/11/16
- Phantom: SAM1; Type: SAM; Serial: TP-1477
- Measurement SW : DASY5, V5.2 Build 162; SEMCAD X Version 14.0 Build 57

Ch777/Area Scan (51x91x1): Measurement grid: dx=15mm, dy=15mm
Maximum value of SAR (interpolated) = 0.850 mW/g

Ch777/Zoom Scan (5x5x7)/Cube 0: Measurement grid: dx=8mm, dy=8mm, dz=5mm
Reference Value = 8.49 V/m; Power Drift = 0.094 dB
Peak SAR (extrapolated) = 1.05 W/kg
SAR(1 g) = 0.793 mW/g; SAR(10 g) = 0.566 mW/g
Maximum value of SAR (measured) = 0.822 mW/g

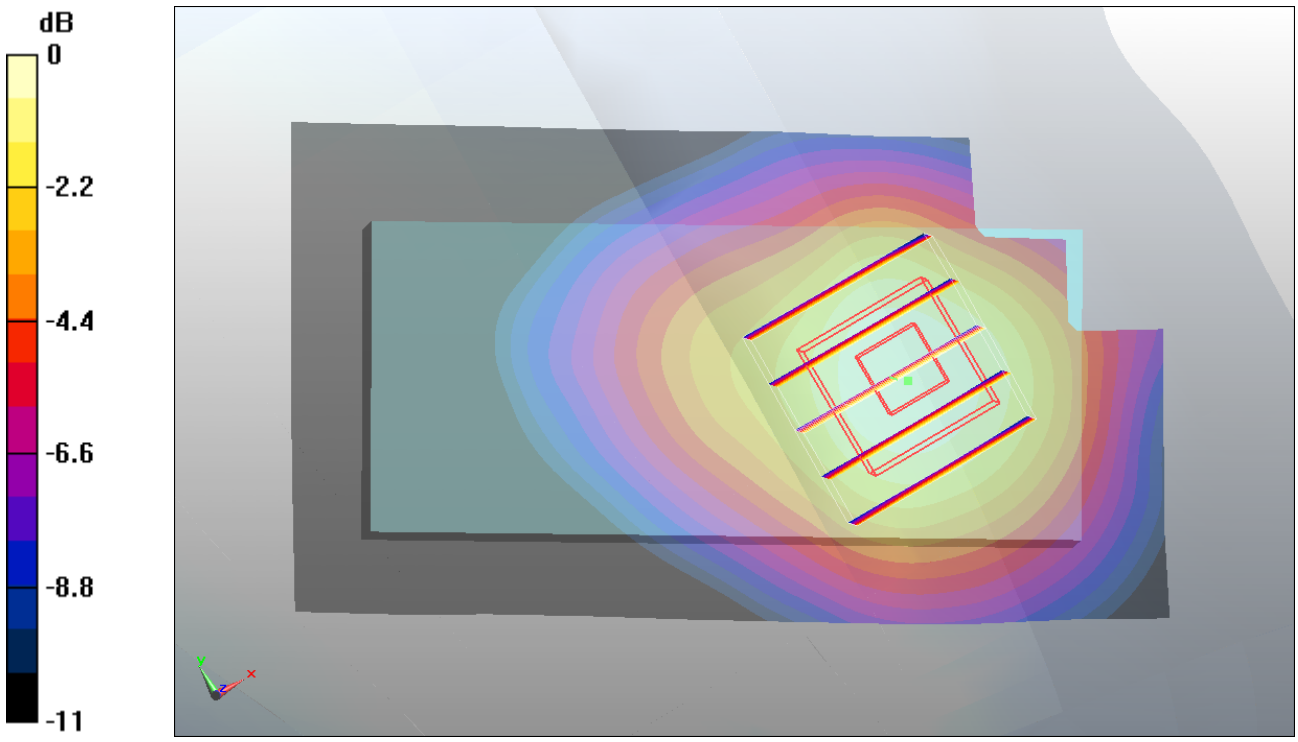

0 dB = 0.822mW/g

Test Laboratory: Sporton International Inc. SAR/HAC Testing Lab Date: 9/13/2010

#04 CDMA2000 BC0_RC3 SO55_Left Tilted_Ch777

DUT: 090901

Communication System: CDMA2000; Frequency: 848.31 MHz;Duty Cycle: 1:1
Medium: HSL_850_100913 Medium parameters used: f = 848.5 MHz; σ = 0.925 mho/m; ε_r = 41.7; ρ = 1000 kg/m^3
Ambient Temperature : 23.6 ˚C; Liquid Temperature : 21.5 ˚C

DASY5 Configuration:
- Probe: EX3DV4 - SN3697; ConvF(8.32, 8.32, 8.32); Calibrated: 11/23/2009
- Sensor-Surface: 4mm (Mechanical Surface Detection)
- Electronics: DAE4 Sn1210; Calibrated: 2009/11/16
- Phantom: SAM1; Type: SAM; Serial: TP-1477
- Measurement SW : DASY5, V5.2 Build 162; SEMCAD X Version 14.0 Build 57

Ch777/Area Scan (51x91x1): Measurement grid: dx=15mm, dy=15mm
Maximum value of SAR (interpolated) = 0.533 mW/g

Ch777/Zoom Scan (5x5x7)/Cube 0: Measurement grid: dx=8mm, dy=8mm, dz=5mm
Reference Value = 15.7 V/m; Power Drift = -0.014 dB
Peak SAR (extrapolated) = 0.635 W/kg
SAR(1 g) = 0.493 mW/g; SAR(10 g) = 0.364 mW/g
Maximum value of SAR (measured) = 0.517 mW/g

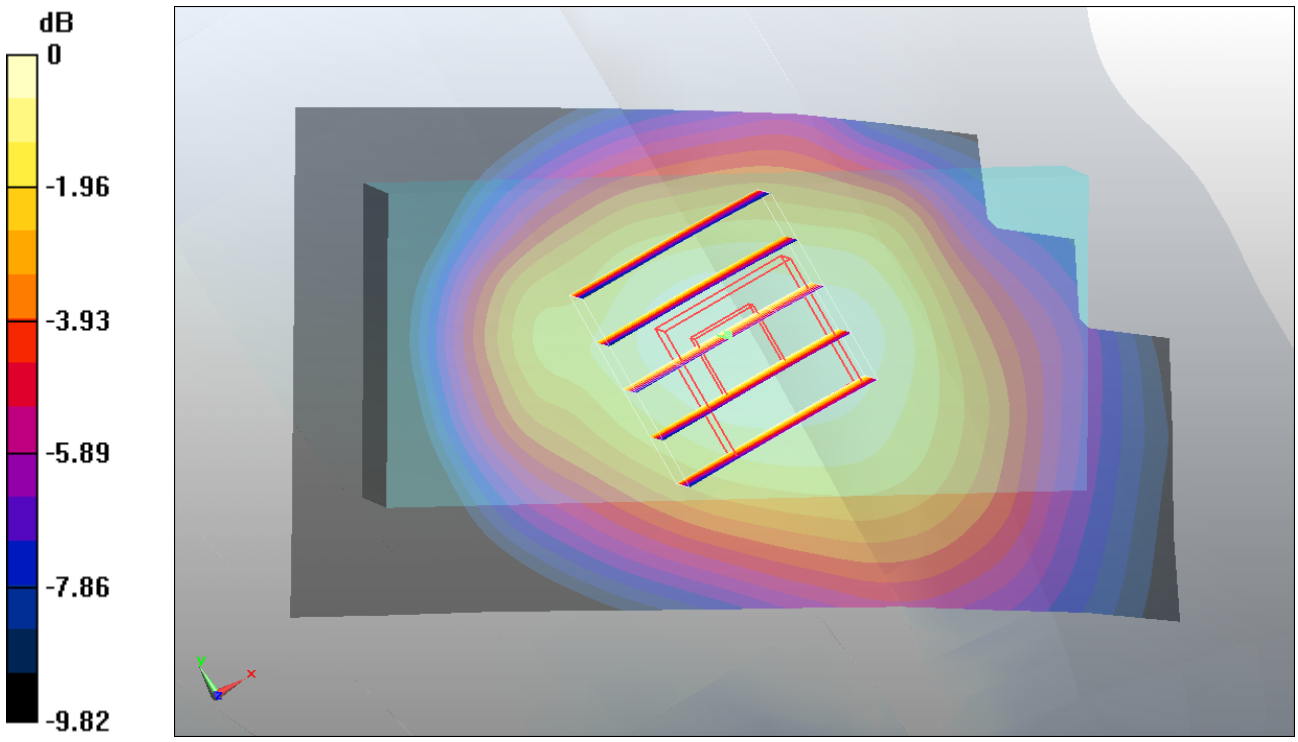

0 dB = 0.517mW/g

Test Laboratory: Sporton International Inc. SAR/HAC Testing Lab Date: 9/13/2010

#07 CDMA2000 BC15_RC3 SO55_Right Cheek_Ch425

DUT: 090901

Communication System: CDMA2000; Frequency: 1731.25 MHz;Duty Cycle: 1:1
Medium: HSL_1800_100913 Medium parameters used: f = 1731.25 MHz; σ = 1.38 mho/m; ε_r = 41.7; ρ = 1000 kg/m^3
Ambient Temperature : 23.7 ˚C; Liquid Temperature : 21.6 ˚C

DASY5 Configuration:
- Probe: EX3DV4 - SN3697; ConvF(7.54, 7.54, 7.54); Calibrated: 11/23/2009
- Sensor-Surface: 4mm (Mechanical Surface Detection)
- Electronics: DAE4 Sn1210; Calibrated: 2009/11/16
- Phantom: SAM2; Type: SAM; Serial: TP-1479
- Measurement SW : DASY5, V5.2 Build 162; SEMCAD X Version 14.0 Build 57

Ch425/Area Scan (51x91x1): Measurement grid: dx=15mm, dy=15mm
Maximum value of SAR (interpolated) = 1.23 mW/g

Ch425/Zoom Scan (5x5x7)/Cube 0: Measurement grid: dx=8mm, dy=8mm, dz=5mm
Reference Value = 12.2 V/m; Power Drift = -0.072 dB
Peak SAR (extrapolated) = 1.87 W/kg
SAR(1 g) = 1.1 mW/g; SAR(10 g) = 0.699 mW/g
Maximum value of SAR (measured) = 1.26 mW/g

Ch425/Zoom Scan (5x5x7)/Cube 1: Measurement grid: dx=8mm, dy=8mm, dz=5mm
Reference Value = 12.2 V/m; Power Drift = -0.072 dB
Peak SAR (extrapolated) = 1.84 W/kg
SAR(1 g) = 1.09 mW/g; SAR(10 g) = 0.636 mW/g
Maximum value of SAR (measured) = 1.18 mW/g

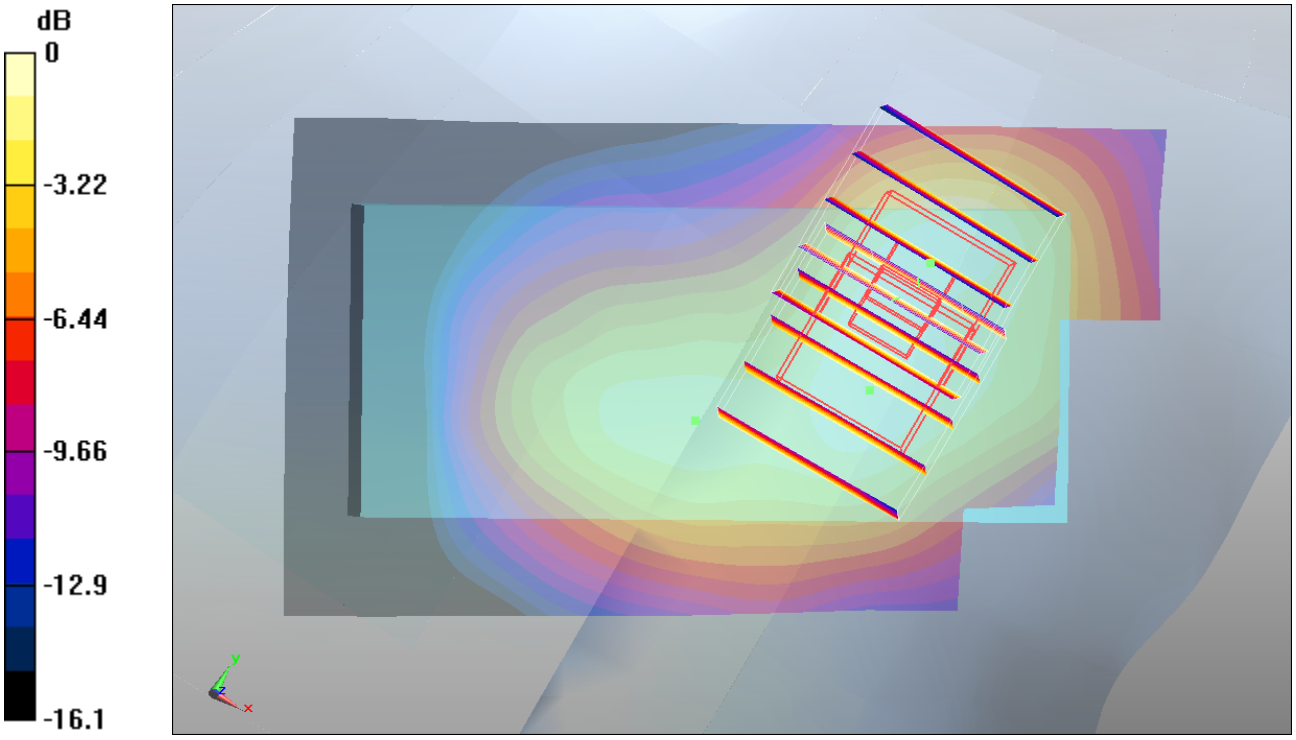

0 dB = 1.18mW/g

Test Laboratory: Sporton International Inc. SAR/HAC Testing Lab Date: 9/13/2010

#08 CDMA2000 BC15_RC3 SO55_Right Tilted_Ch425

DUT: 090901

Communication System: CDMA2000; Frequency: 1731.25 MHz;Duty Cycle: 1:1
Medium: HSL_1800_100913 Medium parameters used: f = 1731.25 MHz; σ = 1.38 mho/m; ε_r = 41.7; ρ = 1000 kg/m^3
Ambient Temperature : 23.7 ˚C; Liquid Temperature : 21.6 ˚C

DASY5 Configuration:
- Probe: EX3DV4 - SN3697; ConvF(7.54, 7.54, 7.54); Calibrated: 11/23/2009
- Sensor-Surface: 4mm (Mechanical Surface Detection)
- Electronics: DAE4 Sn1210; Calibrated: 2009/11/16
- Phantom: SAM2; Type: SAM; Serial: TP-1479
- Measurement SW : DASY5, V5.2 Build 162; SEMCAD X Version 14.0 Build 57

Ch425/Area Scan (51x91x1): Measurement grid: dx=15mm, dy=15mm
Maximum value of SAR (interpolated) = 0.739 mW/g

Ch425/Zoom Scan (5x5x7)/Cube 0: Measurement grid: dx=8mm, dy=8mm, dz=5mm
Reference Value = 17.6 V/m; Power Drift = 0.069 dB
Peak SAR (extrapolated) = 0.978 W/kg
SAR(1 g) = 0.661 mW/g; SAR(10 g) = 0.416 mW/g
Maximum value of SAR (measured) = 0.722 mW/g

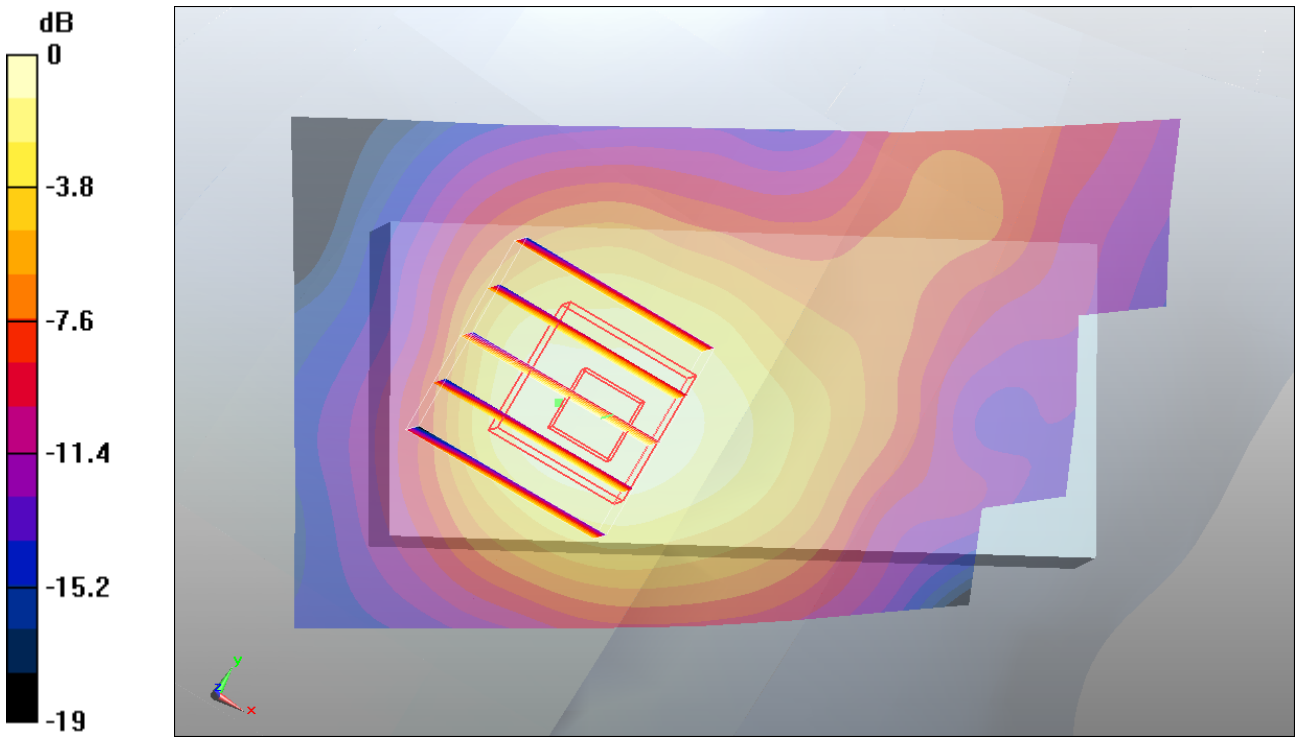

0 dB = 0.722mW/g

Test Laboratory: Sporton International Inc. SAR/HAC Testing Lab Date: 9/13/2010

#14 CDMA2000 BC15_RC3 SO55_Left Cheek_Ch875

DUT: 090901

Communication System: CDMA2000; Frequency: 1753.75 MHz;Duty Cycle: 1:1
Medium: HSL_1800_100913 Medium parameters used: f = 1754 MHz; σ = 1.41 mho/m; ε_r = 41.6; ρ = 1000 kg/m^3
Ambient Temperature : 23.7 ˚C; Liquid Temperature : 21.6 ˚C

DASY5 Configuration:
- Probe: EX3DV4 - SN3697; ConvF(7.54, 7.54, 7.54); Calibrated: 11/23/2009
- Sensor-Surface: 4mm (Mechanical Surface Detection)
- Electronics: DAE4 Sn1210; Calibrated: 2009/11/16
- Phantom: SAM2; Type: SAM; Serial: TP-1479
- Measurement SW : DASY5, V5.2 Build 162; SEMCAD X Version 14.0 Build 57

Ch875/Area Scan (51x91x1): Measurement grid: dx=15mm, dy=15mm
Maximum value of SAR (interpolated) = 1.28 mW/g

Ch875/Zoom Scan (5x5x7)/Cube 0: Measurement grid: dx=8mm, dy=8mm, dz=5mm
Reference Value = 11 V/m; Power Drift = -0.109 dB
Peak SAR (extrapolated) = 1.66 W/kg
SAR(1 g) = 1.13 mW/g; SAR(10 g) = 0.688 mW/g
Maximum value of SAR (measured) = 1.23 mW/g

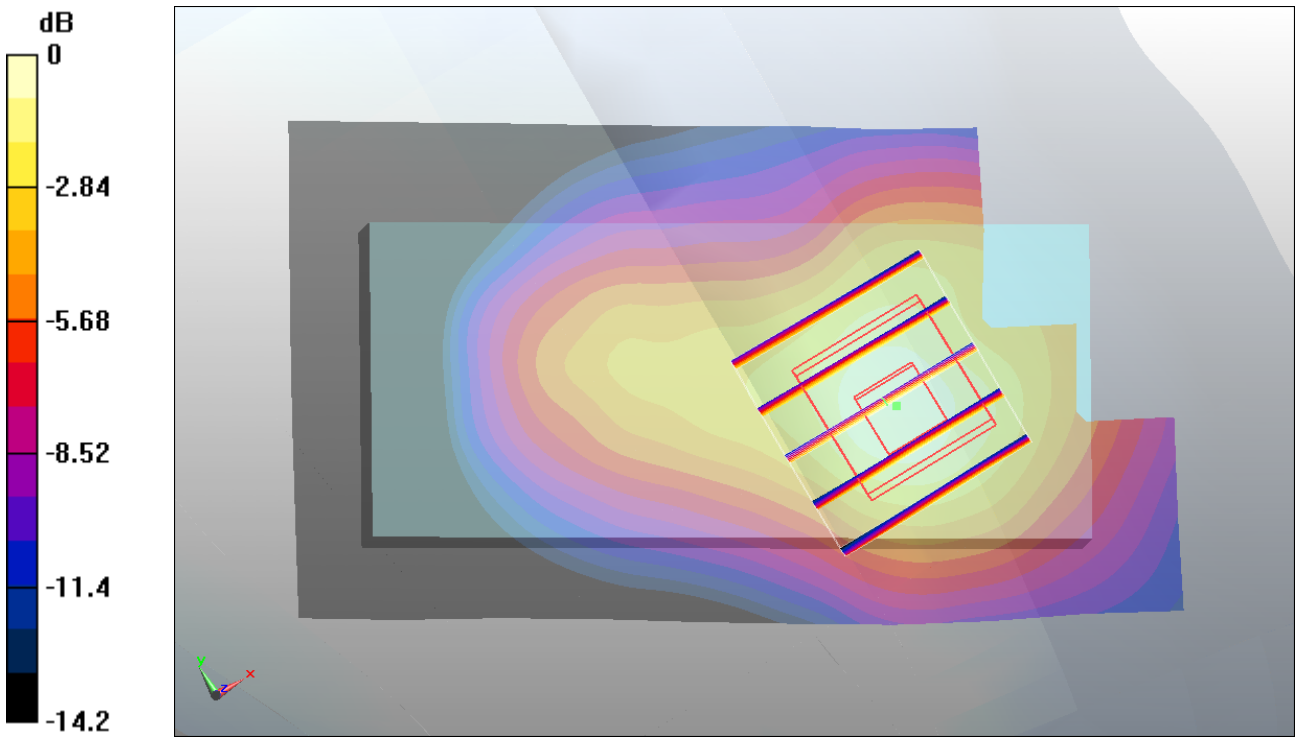

0 dB = 1.23mW/g

Test Laboratory: Sporton International Inc. SAR/HAC Testing Lab Date: 9/13/2010

#14 CDMA2000 BC15_RC3 SO55_Left Cheek_Ch875_2D

DUT: 090901

Communication System: CDMA2000; Frequency: 1753.75 MHz;Duty Cycle: 1:1
Medium: HSL_1800_100913 Medium parameters used: f = 1754 MHz; σ = 1.41 mho/m; ε_r = 41.6; ρ = 1000 kg/m^3
Ambient Temperature : 23.7 ˚C; Liquid Temperature : 21.6 ˚C

DASY5 Configuration:
- Probe: EX3DV4 - SN3697; ConvF(7.54, 7.54, 7.54); Calibrated: 11/23/2009
- Sensor-Surface: 4mm (Mechanical Surface Detection)
- Electronics: DAE4 Sn1210; Calibrated: 2009/11/16
- Phantom: SAM2; Type: SAM; Serial: TP-1479
- Measurement SW : DASY5, V5.2 Build 162; SEMCAD X Version 14.0 Build 57

Ch875/Area Scan (51x91x1): Measurement grid: dx=15mm, dy=15mm
Maximum value of SAR (interpolated) = 1.28 mW/g

Ch875/Zoom Scan (5x5x7)/Cube 0: Measurement grid: dx=8mm, dy=8mm, dz=5mm
Reference Value = 11 V/m; Power Drift = -0.109 dB
Peak SAR (extrapolated) = 1.66 W/kg
SAR(1 g) = 1.13 mW/g; SAR(10 g) = 0.688 mW/g
Maximum value of SAR (measured) = 1.23 mW/g

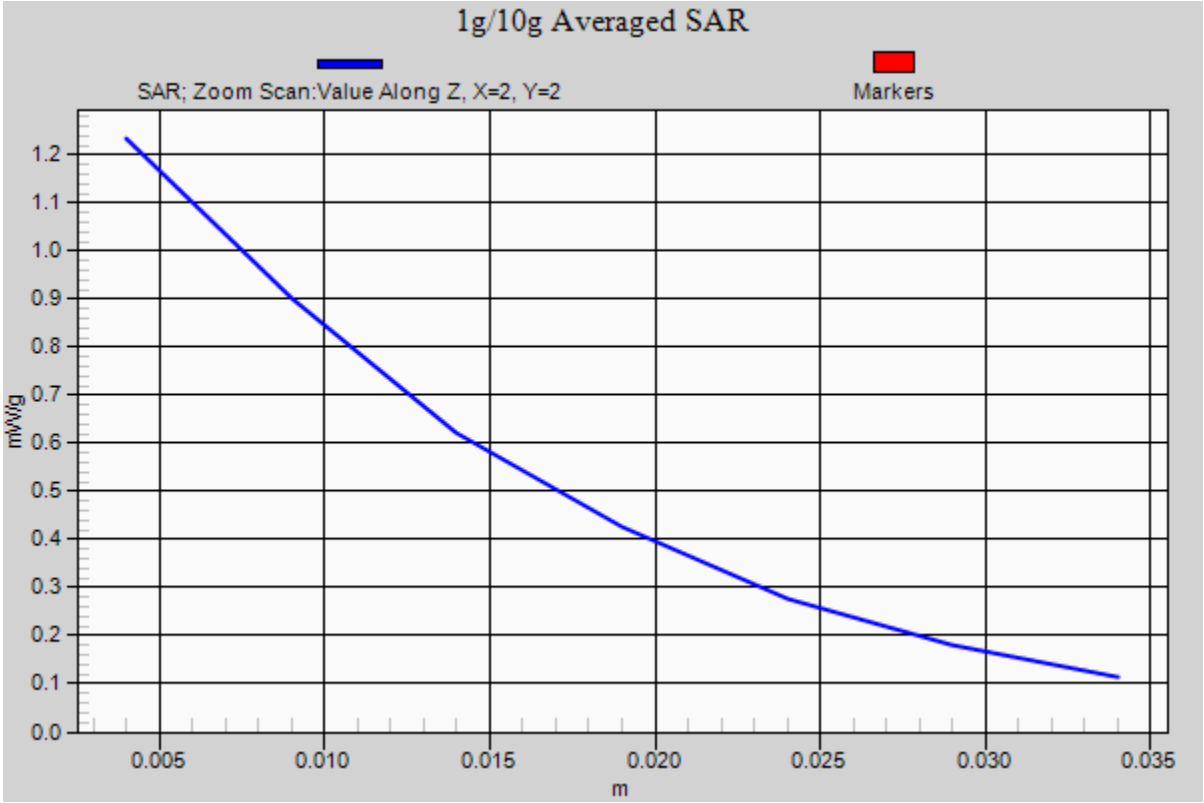
1g/10g Averaged SAR
SAR; Zoom Scan:Value Along Z, X=2, Y=2
Markers
mW/g
1.2
1.1
1.0
0.9
0.8
0.7
0.6
0.5
0.4
0.3
0.2
0.1
0.0
0.005
0.010
0.015
0.020
0.025
0.030
0.035
m

Test Laboratory: Sporton International Inc. SAR/HAC Testing Lab Date: 9/13/2010

#10 CDMA2000 BC15_RC3 SO55_Left Tilted_Ch425

DUT: 090901

Communication System: CDMA2000; Frequency: 1731.25 MHz;Duty Cycle: 1:1
Medium: HSL_1800_100913 Medium parameters used: f = 1731.25 MHz; σ = 1.38 mho/m; ε_r = 41.7; ρ = 1000 kg/m^3
Ambient Temperature : 23.7 ˚C; Liquid Temperature : 21.6 ˚C

DASY5 Configuration:
- Probe: EX3DV4 - SN3697; ConvF(7.54, 7.54, 7.54); Calibrated: 11/23/2009
- Sensor-Surface: 4mm (Mechanical Surface Detection)
- Electronics: DAE4 Sn1210; Calibrated: 2009/11/16
- Phantom: SAM2; Type: SAM; Serial: TP-1479
- Measurement SW : DASY5, V5.2 Build 162; SEMCAD X Version 14.0 Build 57

Ch425/Area Scan (51x91x1): Measurement grid: dx=15mm, dy=15mm
Maximum value of SAR (interpolated) = 0.580 mW/g

Ch425/Zoom Scan (5x5x7)/Cube 0: Measurement grid: dx=8mm, dy=8mm, dz=5mm
Reference Value = 15.8 V/m; Power Drift = -0.108 dB
Peak SAR (extrapolated) = 1.18 W/kg
SAR(1 g) = 0.581 mW/g; SAR(10 g) = 0.350 mW/g
Maximum value of SAR (measured) = 0.516 mW/g

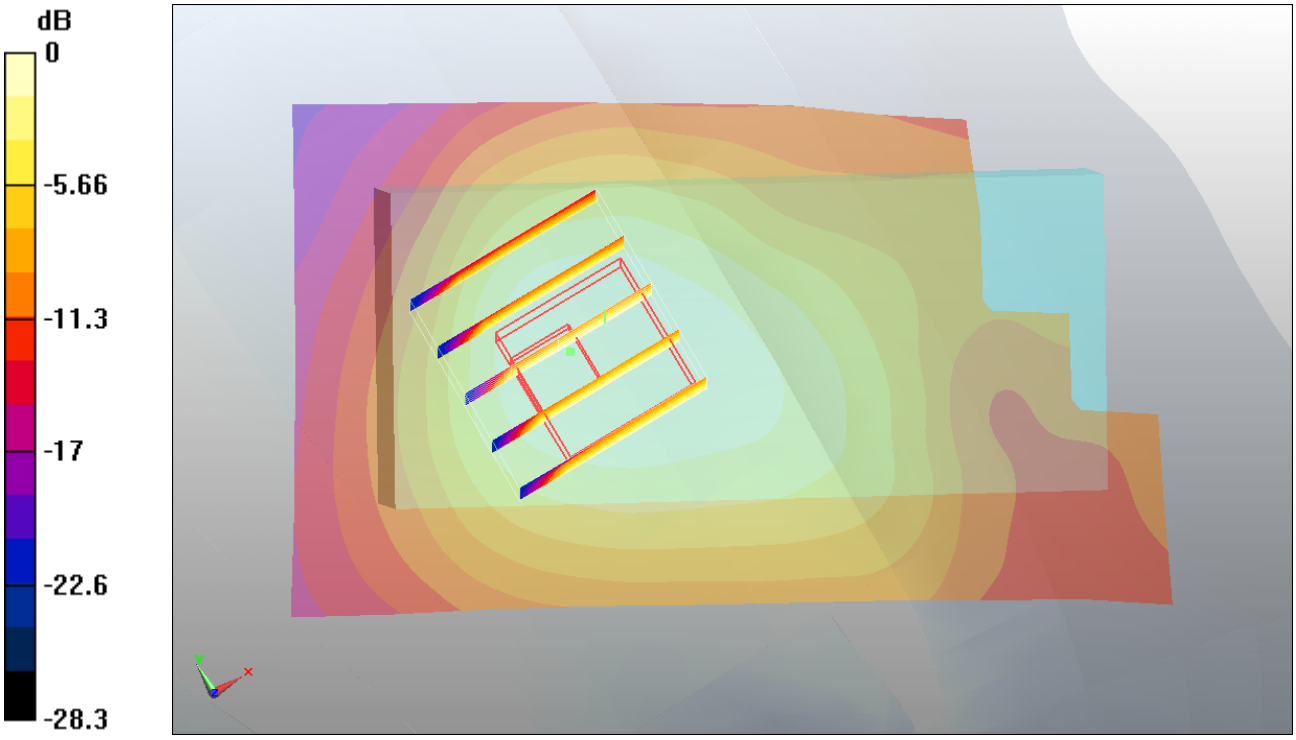

0 dB = 0.516mW/g

Test Laboratory: Sporton International Inc. SAR/HAC Testing Lab Date: 9/13/2010

#20 CDMA2000 BC14_RC3 SO55_Right Cheek_Ch1275

DUT: 090901

Communication System: CDMA2000; Frequency: 1913.75 MHz;Duty Cycle: 1:1
Medium: HSL_1900_100913 Medium parameters used: f = 1913.75 MHz; σ = 1.45 mho/m; ε_r = 39.9; ρ = 1000 kg/m^3
Ambient Temperature : 23.6 ˚C; Liquid Temperature : 21.4 ˚C

DASY5 Configuration:
- Probe: EX3DV4 - SN3697; ConvF(7.32, 7.32, 7.32); Calibrated: 11/23/2009
- Sensor-Surface: 4mm (Mechanical Surface Detection)
- Electronics: DAE4 Sn1210; Calibrated: 2009/11/16
- Phantom: SAM2; Type: SAM; Serial: TP-1479
- Measurement SW : DASY5, V5.2 Build 162; SEMCAD X Version 14.0 Build 57

Ch25/Area Scan (51x91x1): Measurement grid: dx=15mm, dy=15mm
Maximum value of SAR (interpolated) = 0.984 mW/g

Ch25/Zoom Scan (5x5x7)/Cube 0: Measurement grid: dx=8mm, dy=8mm, dz=5mm
Reference Value = 10.2 V/m; Power Drift = -0.118 dB
Peak SAR (extrapolated) = 1.57 W/kg
SAR(1 g) = 0.952 mW/g; SAR(10 g) = 0.554 mW/g
Maximum value of SAR (measured) = 1.04 mW/g

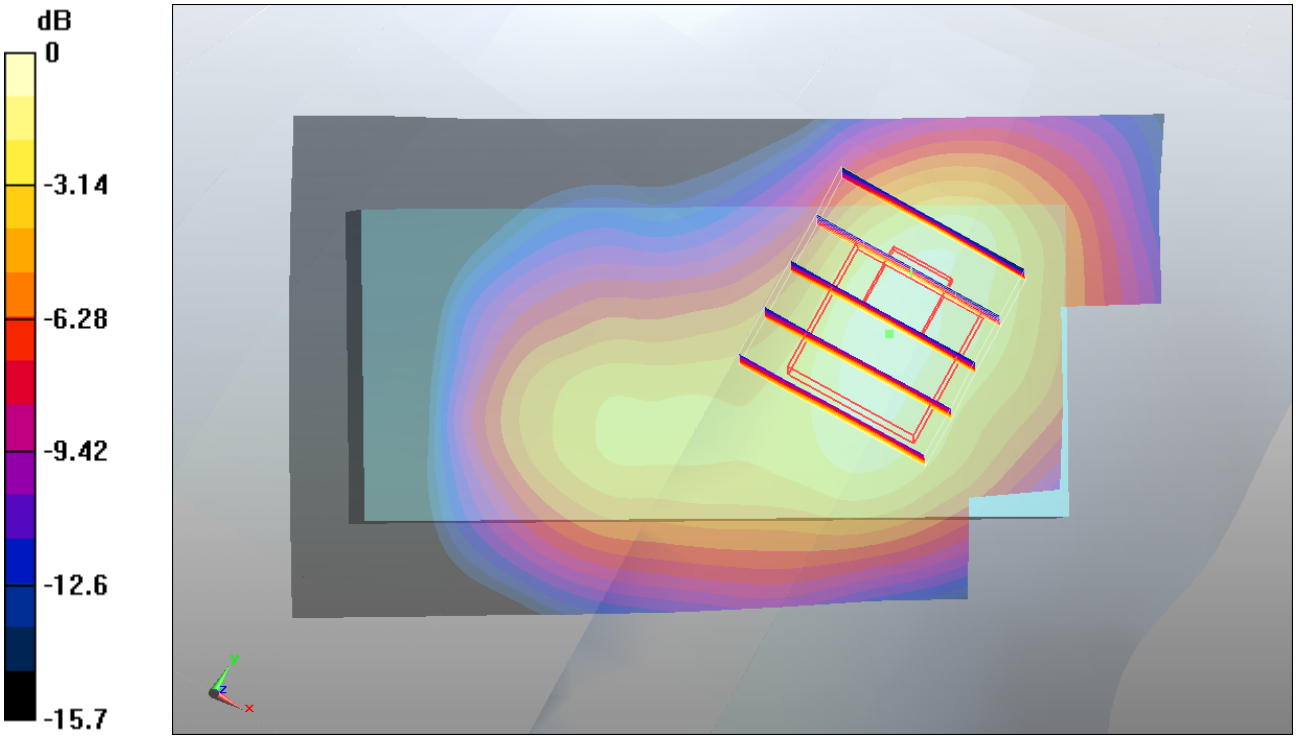

0 dB = 1.04mW/g

#16 CDMA2000 BC14_RC3 SO55_Right Tilted_Ch600

DUT: 090901

Communication System: CDMA2000; Frequency: 1880 MHz;Duty Cycle: 1:1
Medium: HSL_1900_100913 Medium parameters used: f = 1880 MHz; σ = 1.42 mho/m; ε_r = 40; ρ = 1000 kg/m^3
Ambient Temperature : 23.6 ˚C; Liquid Temperature : 21.4 ˚C

DASY5 Configuration:
- Probe: EX3DV4 - SN3697; ConvF(7.32, 7.32, 7.32); Calibrated: 11/23/2009
- Sensor-Surface: 4mm (Mechanical Surface Detection)
- Electronics: DAE4 Sn1210; Calibrated: 2009/11/16
- Phantom: SAM2; Type: SAM; Serial: TP-1479
- Measurement SW : DASY5, V5.2 Build 162; SEMCAD X Version 14.0 Build 57

Ch600/Area Scan (51x91x1): Measurement grid: dx=15mm, dy=15mm
Maximum value of SAR (interpolated) = 0.533 mW/g

Ch600/Zoom Scan (5x5x7)/Cube 0: Measurement grid: dx=8mm, dy=8mm, dz=5mm
Reference Value = 14.8 V/m; Power Drift = 0.084 dB
Peak SAR (extrapolated) = 0.670 W/kg
SAR(1 g) = 0.436 mW/g; SAR(10 g) = 0.263 mW/g
Maximum value of SAR (measured) = 0.473 mW/g

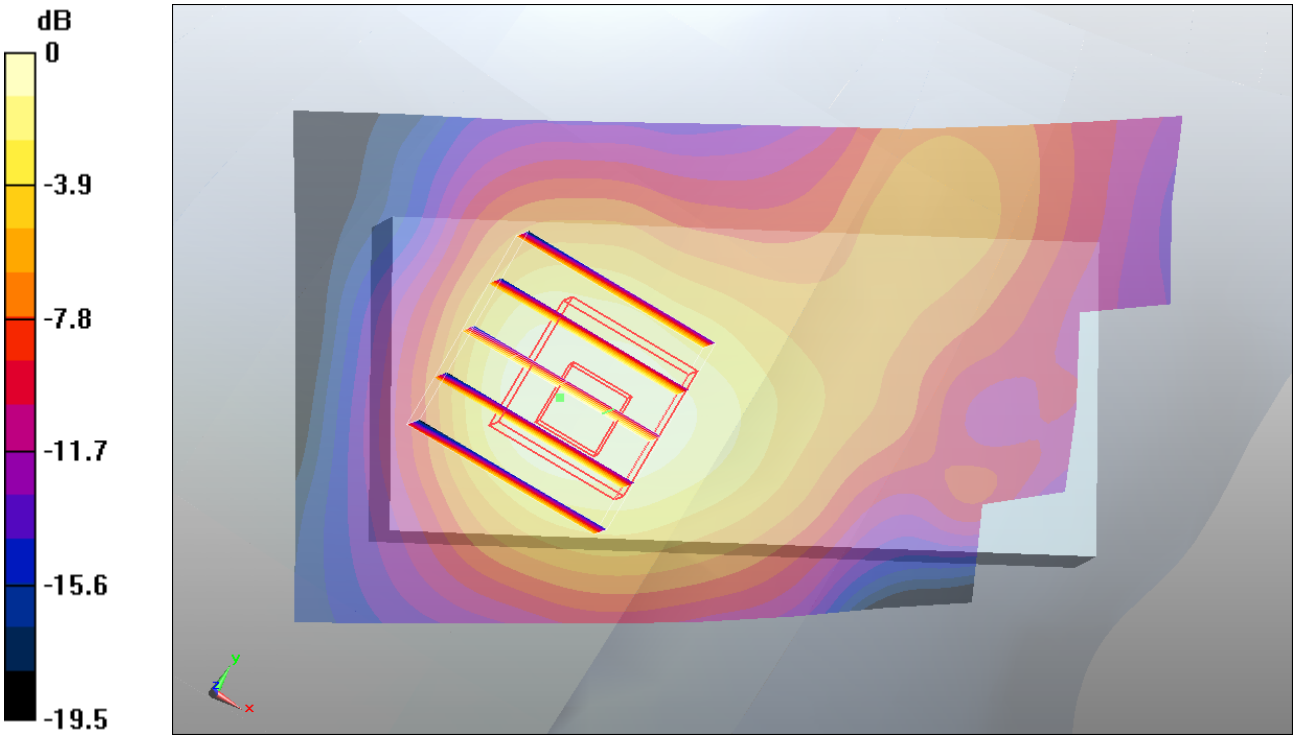

0 dB = 0.473mW/g

Test Laboratory: Sporton International Inc. SAR/HAC Testing Lab Date: 9/13/2010

#23 CDMA2000 BC14_RC3 SO55_Left Cheek_Ch1275

DUT: 090901

Communication System: CDMA2000; Frequency: 1913.75 MHz;Duty Cycle: 1:1
Medium: HSL_1900_100913 Medium parameters used: f = 1913.75 MHz; σ = 1.45 mho/m; ε_r = 39.9; ρ = 1000 kg/m^3
Ambient Temperature : 23.6 ˚C; Liquid Temperature : 21.4 ˚C

DASY5 Configuration:
- Probe: EX3DV4 - SN3697; ConvF(7.32, 7.32, 7.32); Calibrated: 11/23/2009
- Sensor-Surface: 4mm (Mechanical Surface Detection)
- Electronics: DAE4 Sn1210; Calibrated: 2009/11/16
- Phantom: SAM2; Type: SAM; Serial: TP-1479
- Measurement SW : DASY5, V5.2 Build 162; SEMCAD X Version 14.0 Build 57

Ch1275/Area Scan (51x91x1): Measurement grid: dx=15mm, dy=15mm
Maximum value of SAR (interpolated) = 1.34 mW/g

Ch1275/Zoom Scan (5x5x7)/Cube 0: Measurement grid: dx=8mm, dy=8mm, dz=5mm
Reference Value = 11.1 V/m; Power Drift = -0.000407 dB
Peak SAR (extrapolated) = 1.92 W/kg
SAR(1 g) = 1.23 mW/g; SAR(10 g) = 0.695 mW/g
Maximum value of SAR (measured) = 1.3 mW/g

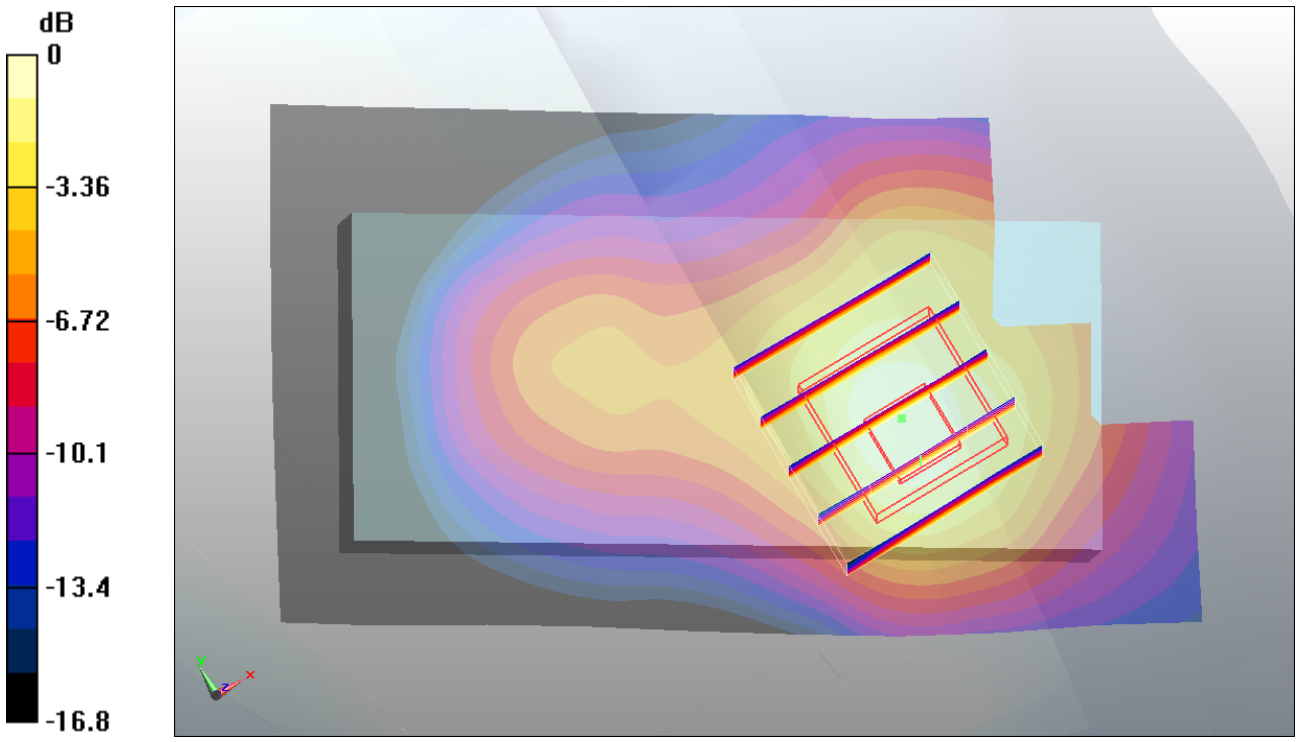

0 dB = 1.3mW/g

Test Laboratory: Sporton International Inc. SAR/HAC Testing Lab Date: 9/13/2010

#23 CDMA2000 BC14_RC3 SO55_Left Cheek_Ch1275_2D

DUT: 090901

Communication System: CDMA2000; Frequency: 1913.75 MHz;Duty Cycle: 1:1
Medium: HSL_1900_100913 Medium parameters used: f = 1913.75 MHz; σ = 1.45 mho/m; ε_r = 39.9; ρ = 1000 kg/m^3
Ambient Temperature : 23.6 ˚C; Liquid Temperature : 21.4 ˚C

DASY5 Configuration:
- Probe: EX3DV4 - SN3697; ConvF(7.32, 7.32, 7.32); Calibrated: 11/23/2009
- Sensor-Surface: 4mm (Mechanical Surface Detection)
- Electronics: DAE4 Sn1210; Calibrated: 2009/11/16
- Phantom: SAM2; Type: SAM; Serial: TP-1479
- Measurement SW : DASY5, V5.2 Build 162; SEMCAD X Version 14.0 Build 57

Ch1275/Area Scan (51x91x1): Measurement grid: dx=15mm, dy=15mm
Maximum value of SAR (interpolated) = 1.34 mW/g

Ch1275/Zoom Scan (5x5x7)/Cube 0: Measurement grid: dx=8mm, dy=8mm, dz=5mm
Reference Value = 11.1 V/m; Power Drift = -0.000407 dB
Peak SAR (extrapolated) = 1.92 W/kg
SAR(1 g) = 1.23 mW/g; SAR(10 g) = 0.695 mW/g
Maximum value of SAR (measured) = 1.3 mW/g

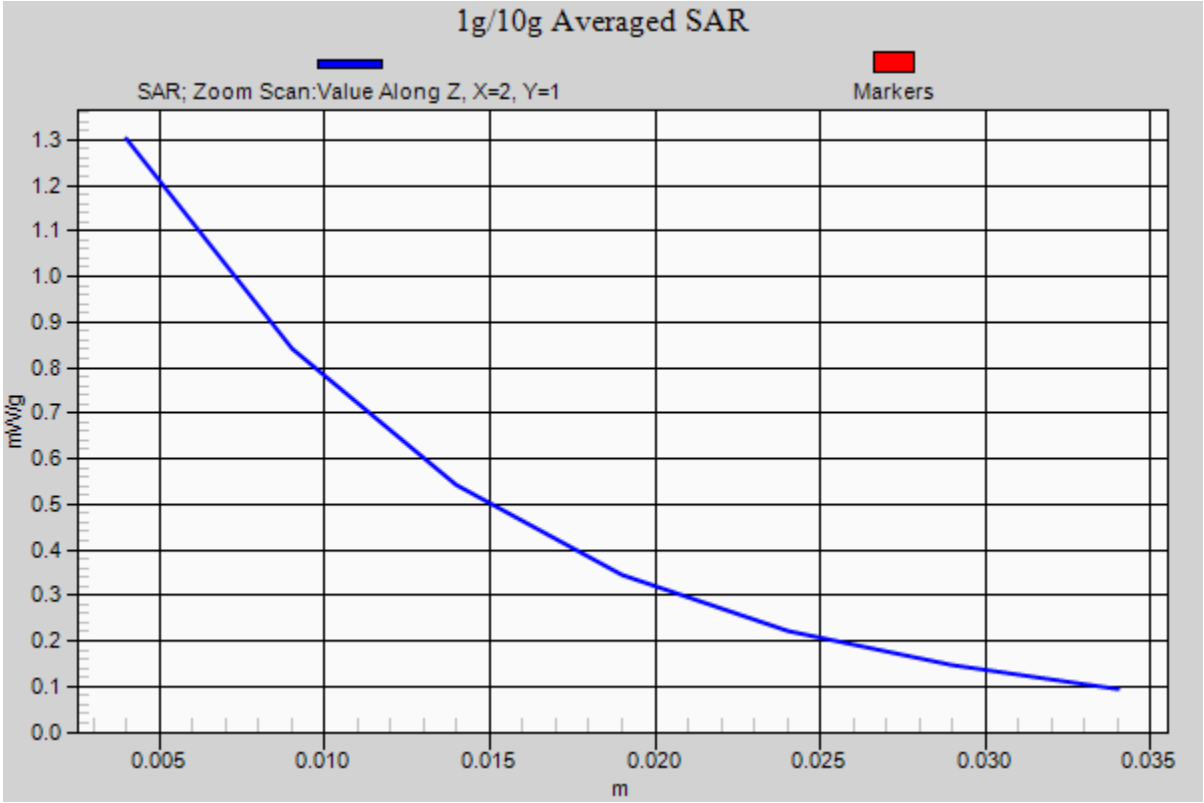
1g/10g Averaged SAR
SAR; Zoom Scan:Value Along Z, X=2, Y=1
Markers
mW/g
1.3
1.2
1.1
1.0
0.9
0.8
0.7
0.6
0.5
0.4
0.3
0.2
0.1
0.0
0.005
0.010
0.015
0.020
0.025
0.030
0.035
m

Test Laboratory: Sporton International Inc. SAR/HAC Testing Lab Date: 9/13/2010

#18 CDMA2000 BC14_RC3 SO55_Left Tilted_Ch600

DUT: 090901

Communication System: CDMA2000; Frequency: 1880 MHz;Duty Cycle: 1:1
Medium: HSL_1900_100913 Medium parameters used: f = 1880 MHz; σ = 1.42 mho/m; ε_r = 40; ρ = 1000 kg/m^3
Ambient Temperature : 23.6 ˚C; Liquid Temperature : 21.4 ˚C

DASY5 Configuration:
- Probe: EX3DV4 - SN3697; ConvF(7.32, 7.32, 7.32); Calibrated: 11/23/2009
- Sensor-Surface: 4mm (Mechanical Surface Detection)
- Electronics: DAE4 Sn1210; Calibrated: 2009/11/16
- Phantom: SAM2; Type: SAM; Serial: TP-1479
- Measurement SW : DASY5, V5.2 Build 162; SEMCAD X Version 14.0 Build 57

Ch600/Area Scan (51x91x1): Measurement grid: dx=15mm, dy=15mm
Maximum value of SAR (interpolated) = 0.423 mW/g

Ch600/Zoom Scan (5x5x7)/Cube 0: Measurement grid: dx=8mm, dy=8mm, dz=5mm
Reference Value = 14.2 V/m; Power Drift = -0.071 dB
Peak SAR (extrapolated) = 0.511 W/kg
SAR(1 g) = 0.340 mW/g; SAR(10 g) = 0.210 mW/g
Maximum value of SAR (measured) = 0.354 mW/g

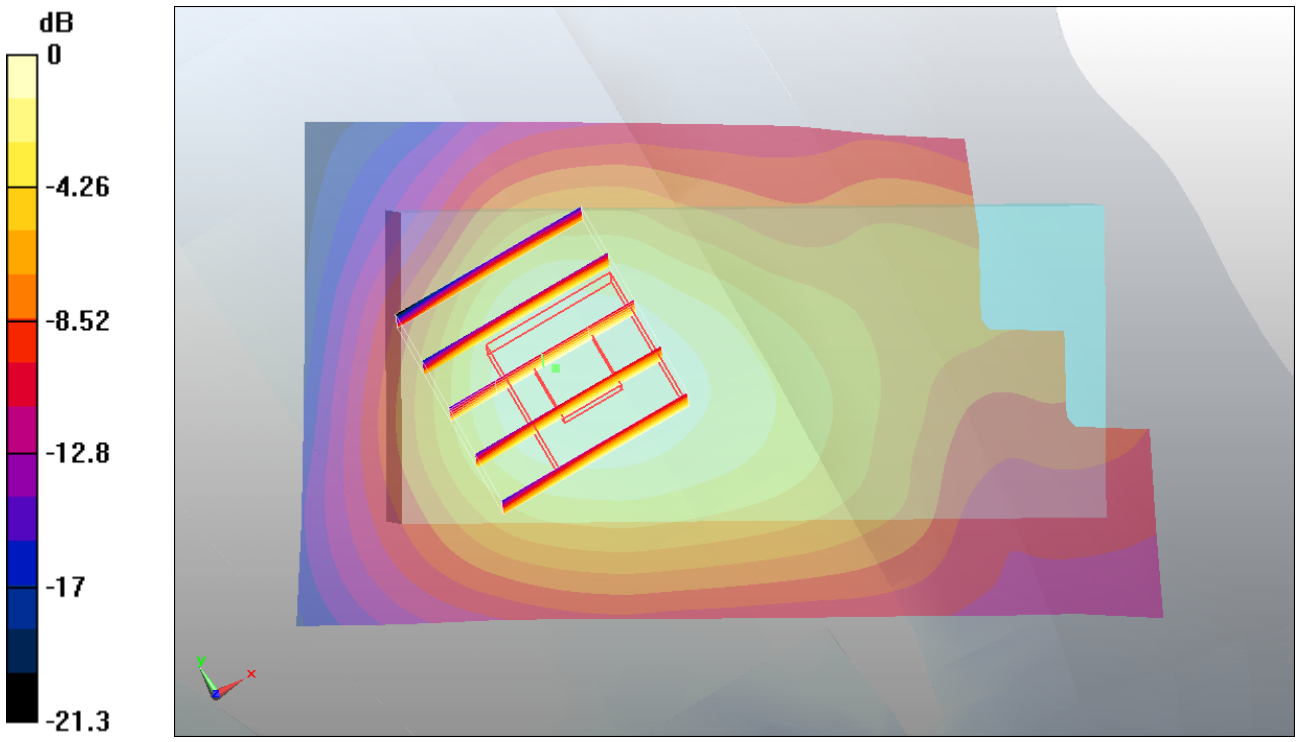

0 dB = 0.354mW/g

Test Laboratory: Sporton International Inc. SAR/HAC Testing Lab Date: 9/13/2010

#30 CDMA2000 BC0_RC3+SO32_Bottom_1.5cm_Ch777

DUT: 090901

Communication System: CDMA2000; Frequency: 848.31 MHz;Duty Cycle: 1:1
Medium: MSL_850_100913 Medium parameters used: f = 848.31 MHz; σ = 0.981 mho/m; ε_r = 55.9; ρ = 1000 kg/m^3
Ambient Temperature : 23.7 ˚C; Liquid Temperature : 21.6 ˚C

DASY5 Configuration:
- Probe: EX3DV4 - SN3697; ConvF(8.22, 8.22, 8.22); Calibrated: 11/23/2009
- Sensor-Surface: 4mm (Mechanical Surface Detection)
- Electronics: DAE4 Sn1210; Calibrated: 2009/11/16
- Phantom: SAM1; Type: SAM; Serial: TP-1477
- Measurement SW : DASY5, V5.2 Build 162; SEMCAD X Version 14.0 Build 57

Ch777/Area Scan (41x81x1): Measurement grid: dx=15mm, dy=15mm
Maximum value of SAR (interpolated) = 0.528 mW/g

Ch777/Zoom Scan (5x5x7)/Cube 0: Measurement grid: dx=8mm, dy=8mm, dz=5mm
Reference Value = 13.1 V/m; Power Drift = -0.072 dB
Peak SAR (extrapolated) = 0.643 W/kg
SAR(1 g) = 0.484 mW/g; SAR(10 g) = 0.350 mW/g
Maximum value of SAR (measured) = 0.512 mW/g

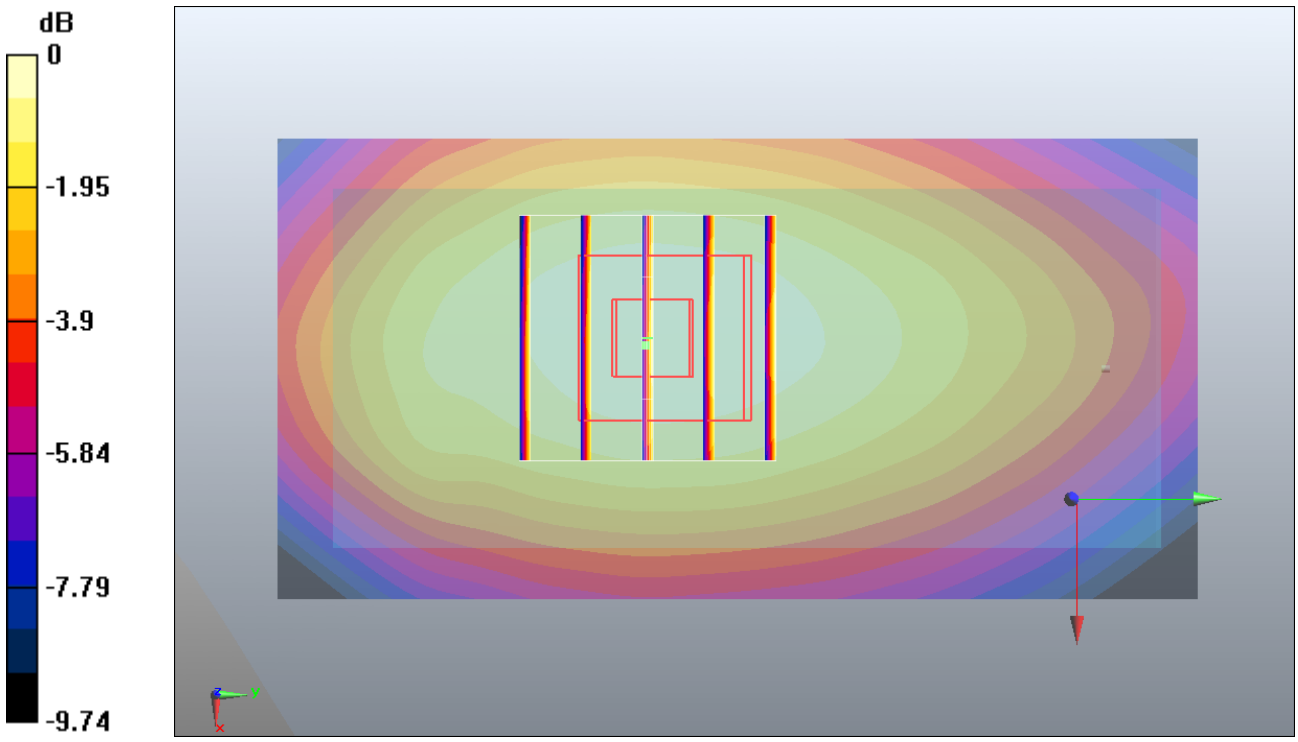

0 dB = 0.512mW/g

Test Laboratory: Sporton International Inc. SAR/HAC Testing Lab Date: 9/13/2010

#30 CDMA2000 BC0_RC3+SO32_Bottom_1.5cm_Ch777_2D

DUT: 090901

Communication System: CDMA2000; Frequency: 848.31 MHz;Duty Cycle: 1:1
Medium: MSL_850_100913 Medium parameters used: f = 848.31 MHz; σ = 0.981 mho/m; ε_r = 55.9; ρ = 1000 kg/m^3
Ambient Temperature : 23.7 ˚C; Liquid Temperature : 21.6 ˚C

DASY5 Configuration:
- Probe: EX3DV4 - SN3697; ConvF(8.22, 8.22, 8.22); Calibrated: 11/23/2009
- Sensor-Surface: 4mm (Mechanical Surface Detection)
- Electronics: DAE4 Sn1210; Calibrated: 2009/11/16
- Phantom: SAM1; Type: SAM; Serial: TP-1477
- Measurement SW : DASY5, V5.2 Build 162; SEMCAD X Version 14.0 Build 57

Ch777/Area Scan (41x81x1): Measurement grid: dx=15mm, dy=15mm
Maximum value of SAR (interpolated) = 0.528 mW/g

Ch777/Zoom Scan (5x5x7)/Cube 0: Measurement grid: dx=8mm, dy=8mm, dz=5mm
Reference Value = 13.1 V/m; Power Drift = -0.072 dB
Peak SAR (extrapolated) = 0.643 W/kg
SAR(1 g) = 0.484 mW/g; SAR(10 g) = 0.350 mW/g
Maximum value of SAR (measured) = 0.512 mW/g

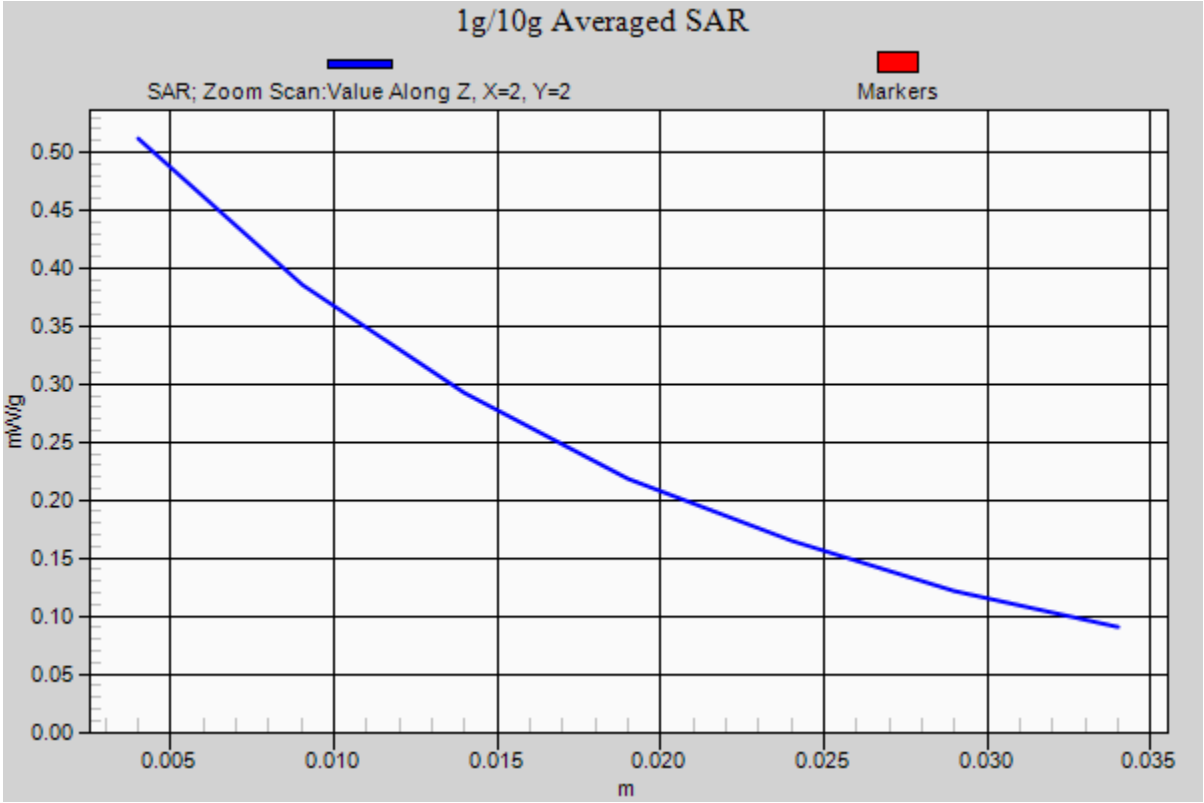
1g/10g Averaged SAR
SAR; Zoom Scan:Value Along Z, X=2, Y=2
Markers
mW/g
0.50
0.45
0.40
0.35
0.30
0.25
0.20
0.15
0.10
0.05
0.00
0.005
0.010
0.015
0.020
0.025
0.030
0.035
m

Test Laboratory: Sporton International Inc. SAR/HAC Testing Lab Date: 9/13/2010

#31 CDMA2000 BC0_RC3+SO32_Face_1.5cm_Ch777

DUT: 090901

Communication System: CDMA2000; Frequency: 848.31 MHz;Duty Cycle: 1:1
Medium: MSL_850_100913 Medium parameters used: f = 848.31 MHz; σ = 0.981 mho/m; ε_r = 55.9; ρ = 1000 kg/m^3
Ambient Temperature : 23.7 ˚C; Liquid Temperature : 21.6 ˚C

DASY5 Configuration:
- Probe: EX3DV4 - SN3697; ConvF(8.22, 8.22, 8.22); Calibrated: 11/23/2009
- Sensor-Surface: 4mm (Mechanical Surface Detection)
- Electronics: DAE4 Sn1210; Calibrated: 2009/11/16
- Phantom: SAM1; Type: SAM; Serial: TP-1477
- Measurement SW : DASY5, V5.2 Build 162; SEMCAD X Version 14.0 Build 57

Ch777/Area Scan (41x81x1): Measurement grid: dx=15mm, dy=15mm
Maximum value of SAR (interpolated) = 0.331 mW/g

Ch777/Zoom Scan (5x5x7)/Cube 0: Measurement grid: dx=8mm, dy=8mm, dz=5mm
Reference Value = 9.53 V/m; Power Drift = -0.068 dB
Peak SAR (extrapolated) = 0.407 W/kg
SAR(1 g) = 0.309 mW/g; SAR(10 g) = 0.225 mW/g
Maximum value of SAR (measured) = 0.327 mW/g

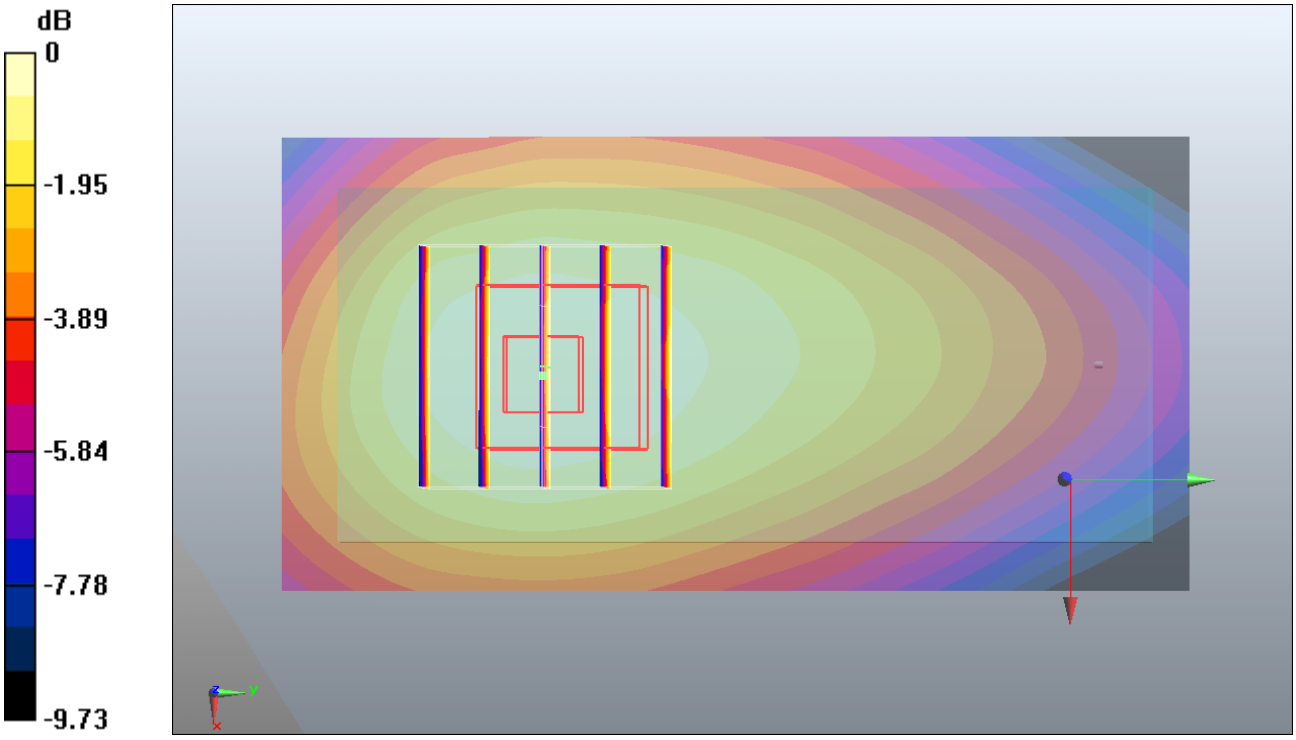

0 dB = 0.327mW/g

Test Laboratory: Sporton International Inc. SAR/HAC Testing Lab Date: 9/13/2010

#28 CDMA2000 BC15_RC3+SO32_Bottom_1.5cm_Ch425

DUT: 090901

Communication System: CDMA2000; Frequency: 1731.25 MHz;Duty Cycle: 1:1
Medium: MSL_1800_100913 Medium parameters used: f = 1731.25 MHz; σ = 1.5 mho/m; ε_r = 55; ρ = 1000 kg/m^3
Ambient Temperature : 23.6 ˚C; Liquid Temperature : 21.5 ˚C

DASY5 Configuration:
- Probe: EX3DV4 - SN3697; ConvF(7.37, 7.37, 7.37); Calibrated: 11/23/2009
- Sensor-Surface: 4mm (Mechanical Surface Detection)
- Electronics: DAE4 Sn1210; Calibrated: 2009/11/16
- Phantom: SAM2; Type: SAM; Serial: TP-1479
- Measurement SW : DASY5, V5.2 Build 162; SEMCAD X Version 14.0 Build 57

Ch425/Area Scan (41x81x1): Measurement grid: dx=15mm, dy=15mm
Maximum value of SAR (interpolated) = 0.413 mW/g

Ch425/Zoom Scan (5x5x7)/Cube 0: Measurement grid: dx=8mm, dy=8mm, dz=5mm
Reference Value = 10.3 V/m; Power Drift = 0.032 dB
Peak SAR (extrapolated) = 0.583 W/kg
SAR(1 g) = 0.381 mW/g; SAR(10 g) = 0.249 mW/g
Maximum value of SAR (measured) = 0.405 mW/g

Ch425/Zoom Scan (5x5x7)/Cube 1: Measurement grid: dx=8mm, dy=8mm, dz=5mm
Reference Value = 10.3 V/m; Power Drift = 0.032 dB
Peak SAR (extrapolated) = 0.486 W/kg
SAR(1 g) = 0.342 mW/g; SAR(10 g) = 0.229 mW/g
Maximum value of SAR (measured) = 0.367 mW/g

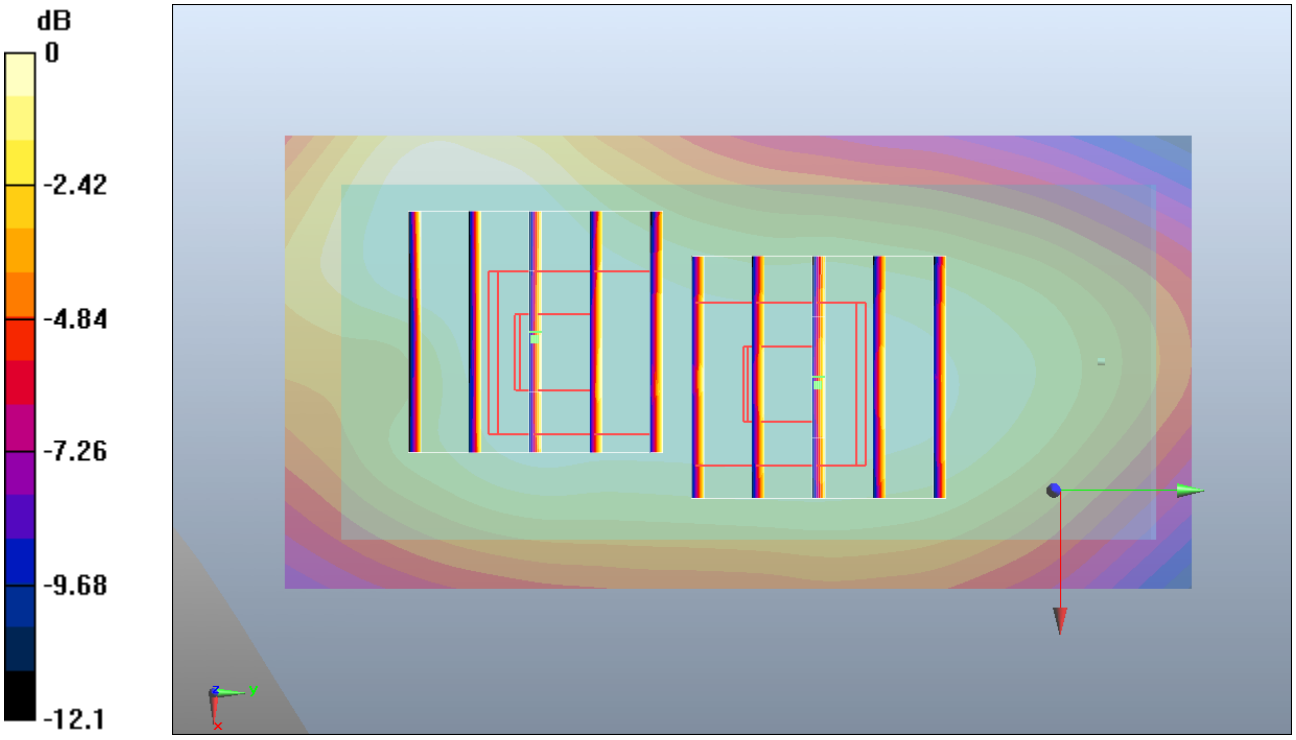

0 dB = 0.367mW/g

Test Laboratory: Sporton International Inc. SAR/HAC Testing Lab Date: 9/13/2010

#28 CDMA2000 BC15_RC3+SO32_Bottom_1.5cm_Ch425_2D

DUT: 090901

Communication System: CDMA2000; Frequency: 1731.25 MHz;Duty Cycle: 1:1
Medium: MSL_1800_100913 Medium parameters used: f = 1731.25 MHz; σ = 1.5 mho/m; ε_r = 55; ρ = 1000 kg/m^3
Ambient Temperature : 23.6 ˚C; Liquid Temperature : 21.5 ˚C

DASY5 Configuration:
- Probe: EX3DV4 - SN3697; ConvF(7.37, 7.37, 7.37); Calibrated: 11/23/2009
- Sensor-Surface: 4mm (Mechanical Surface Detection)
- Electronics: DAE4 Sn1210; Calibrated: 2009/11/16
- Phantom: SAM2; Type: SAM; Serial: TP-1479
- Measurement SW : DASY5, V5.2 Build 162; SEMCAD X Version 14.0 Build 57

Ch425/Area Scan (41x81x1): Measurement grid: dx=15mm, dy=15mm
Maximum value of SAR (interpolated) = 0.413 mW/g

Ch425/Zoom Scan (5x5x7)/Cube 0: Measurement grid: dx=8mm, dy=8mm, dz=5mm
Reference Value = 10.3 V/m; Power Drift = 0.032 dB
Peak SAR (extrapolated) = 0.583 W/kg
SAR(1 g) = 0.381 mW/g; SAR(10 g) = 0.249 mW/g
Maximum value of SAR (measured) = 0.405 mW/g

Ch425/Zoom Scan (5x5x7)/Cube 1: Measurement grid: dx=8mm, dy=8mm, dz=5mm
Reference Value = 10.3 V/m; Power Drift = 0.032 dB
Peak SAR (extrapolated) = 0.486 W/kg
SAR(1 g) = 0.342 mW/g; SAR(10 g) = 0.229 mW/g
Maximum value of SAR (measured) = 0.367 mW/g

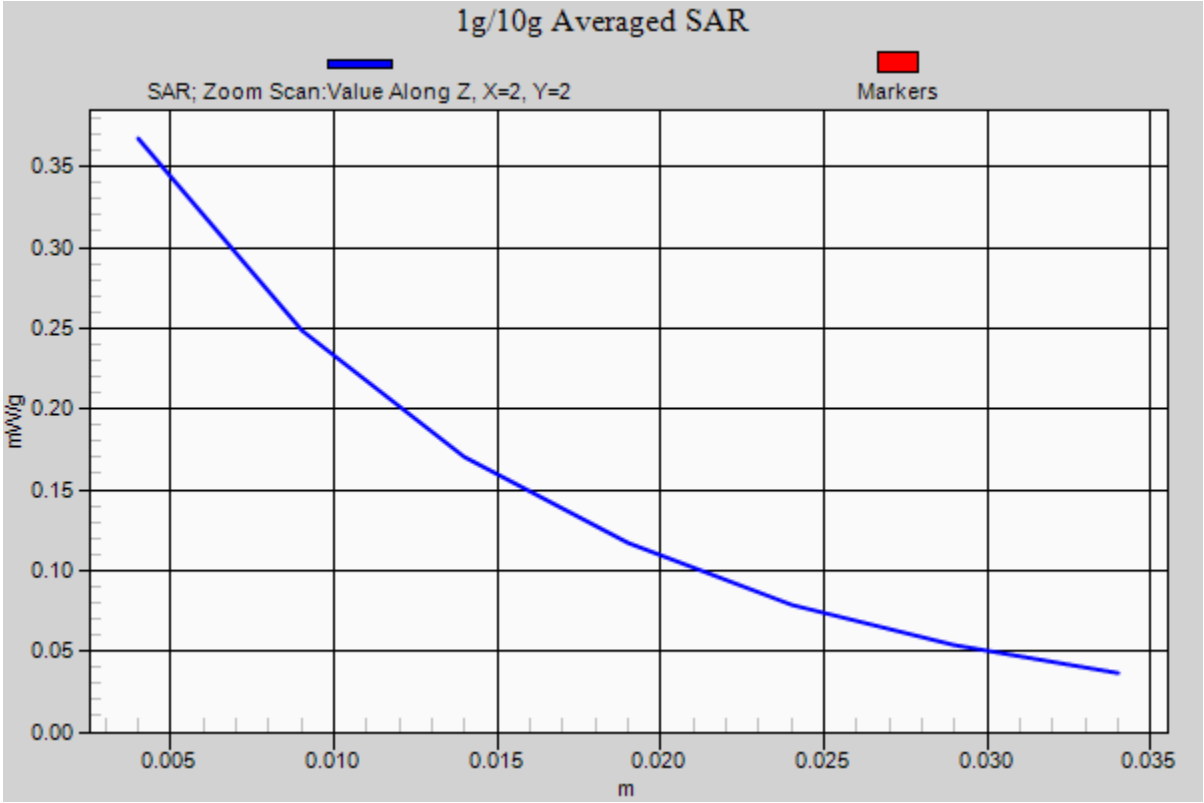
1g/10g Averaged SAR
SAR; Zoom Scan:Value Along Z, X=2, Y=2
Markers
mW/g
0.35
0.30
0.25
0.20
0.15
0.10
0.05
0.00
0.005
0.010
0.015
0.020
0.025
0.030
0.035
m

Test Laboratory: Sporton International Inc. SAR/HAC Testing Lab Date: 9/13/2010

#29 CDMA2000 BC15_RC3+SO32_Face_1.5cm_Ch425

DUT: 090901

Communication System: CDMA2000; Frequency: 1731.25 MHz;Duty Cycle: 1:1
Medium: MSL_1800_100913 Medium parameters used: f = 1731.25 MHz; σ = 1.5 mho/m; ε_r = 55; ρ = 1000 kg/m^3
Ambient Temperature : 23.6 ˚C; Liquid Temperature : 21.5 ˚C

DASY5 Configuration:
- Probe: EX3DV4 - SN3697; ConvF(7.37, 7.37, 7.37); Calibrated: 11/23/2009
- Sensor-Surface: 4mm (Mechanical Surface Detection)
- Electronics: DAE4 Sn1210; Calibrated: 2009/11/16
- Phantom: SAM2; Type: SAM; Serial: TP-1479
- Measurement SW : DASY5, V5.2 Build 162; SEMCAD X Version 14.0 Build 57

Ch425/Area Scan (41x81x1): Measurement grid: dx=15mm, dy=15mm
Maximum value of SAR (interpolated) = 0.408 mW/g

Ch425/Zoom Scan (5x5x7)/Cube 0: Measurement grid: dx=8mm, dy=8mm, dz=5mm
Reference Value = 9.43 V/m; Power Drift = -0.104 dB
Peak SAR (extrapolated) = 0.584 W/kg
SAR(1 g) = 0.369 mW/g; SAR(10 g) = 0.229 mW/g
Maximum value of SAR (measured) = 0.401 mW/g

Ch425/Zoom Scan (5x5x7)/Cube 1: Measurement grid: dx=8mm, dy=8mm, dz=5mm
Reference Value = 9.43 V/m; Power Drift = -0.104 dB
Peak SAR (extrapolated) = 0.435 W/kg
SAR(1 g) = 0.295 mW/g; SAR(10 g) = 0.196 mW/g
Maximum value of SAR (measured) = 0.318 mW/g

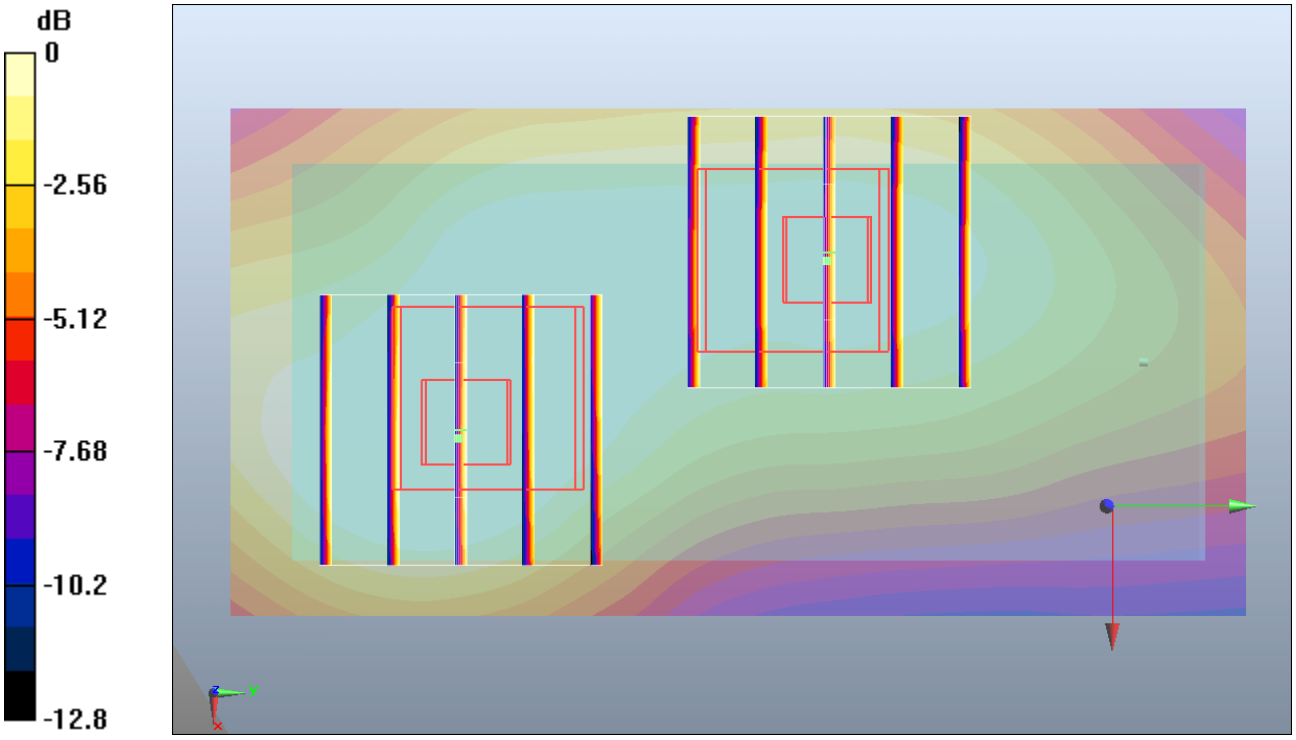

0 dB = 0.318mW/g

#25 CDMA2000 BC14_RC3 SO32_Bottom_1.5cm_Ch600

DUT: 090901

Communication System: CDMA2000; Frequency: 1880 MHz;Duty Cycle: 1:1
Medium: MSL_1900_100913 Medium parameters used: f = 1880 MHz; σ = 1.51 mho/m; ε_r = 54.6; ρ = 1000 kg/m^3
Ambient Temperature : 23.7 ˚C; Liquid Temperature : 21.6 ˚C

DASY5 Configuration:
- Probe: EX3DV4 - SN3697; ConvF(7.04, 7.04, 7.04); Calibrated: 11/23/2009
- Sensor-Surface: 4mm (Mechanical Surface Detection)
- Electronics: DAE4 Sn1210; Calibrated: 2009/11/16
- Phantom: SAM2; Type: SAM; Serial: TP-1479
- Measurement SW : DASY5, V5.2 Build 162; SEMCAD X Version 14.0 Build 57

Ch600/Area Scan (41x81x1): Measurement grid: dx=15mm, dy=15mm
Maximum value of SAR (interpolated) = 0.432 mW/g

Ch600/Zoom Scan (5x5x7)/Cube 0: Measurement grid: dx=8mm, dy=8mm, dz=5mm
Reference Value = 8.1 V/m; Power Drift = 0.040 dB
Peak SAR (extrapolated) = 0.640 W/kg
SAR(1 g) = 0.389 mW/g; SAR(10 g) = 0.230 mW/g
Maximum value of SAR (measured) = 0.423 mW/g

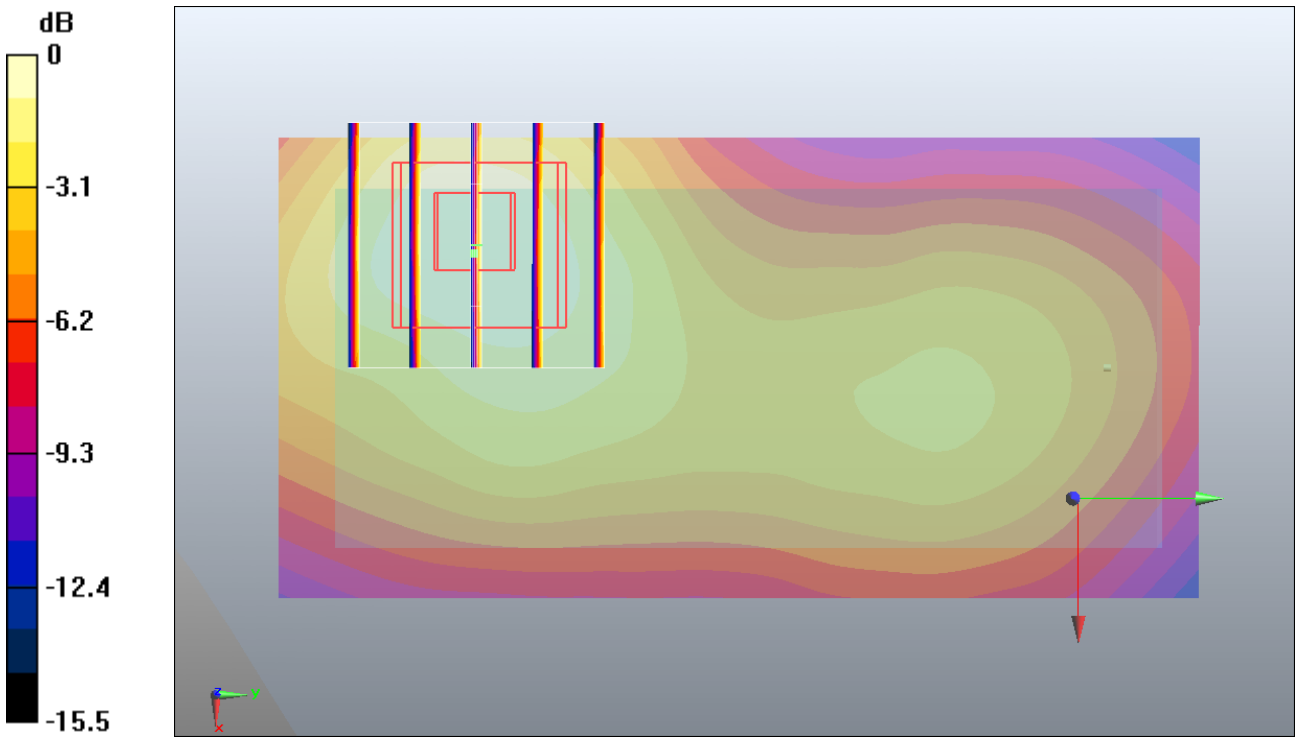

0 dB = 0.423mW/g

Test Laboratory: Sporton International Inc. SAR/HAC Testing Lab Date: 9/13/2010

#25 CDMA2000 BC14_RC3 SO32_Bottom_1.5cm_Ch600_2D

DUT: 090901

Communication System: CDMA2000; Frequency: 1880 MHz;Duty Cycle: 1:1
Medium: MSL_1900_100913 Medium parameters used: f = 1880 MHz; σ = 1.51 mho/m; ε_r = 54.6; ρ = 1000 kg/m^3
Ambient Temperature : 23.7 ˚C; Liquid Temperature : 21.6 ˚C

DASY5 Configuration:
- Probe: EX3DV4 - SN3697; ConvF(7.04, 7.04, 7.04); Calibrated: 11/23/2009
- Sensor-Surface: 4mm (Mechanical Surface Detection)
- Electronics: DAE4 Sn1210; Calibrated: 2009/11/16
- Phantom: SAM2; Type: SAM; Serial: TP-1479
- Measurement SW : DASY5, V5.2 Build 162; SEMCAD X Version 14.0 Build 57

Ch600/Area Scan (41x81x1): Measurement grid: dx=15mm, dy=15mm
Maximum value of SAR (interpolated) = 0.432 mW/g

Ch600/Zoom Scan (5x5x7)/Cube 0: Measurement grid: dx=8mm, dy=8mm, dz=5mm
Reference Value = 8.1 V/m; Power Drift = 0.040 dB
Peak SAR (extrapolated) = 0.640 W/kg
SAR(1 g) = 0.389 mW/g; SAR(10 g) = 0.230 mW/g
Maximum value of SAR (measured) = 0.423 mW/g

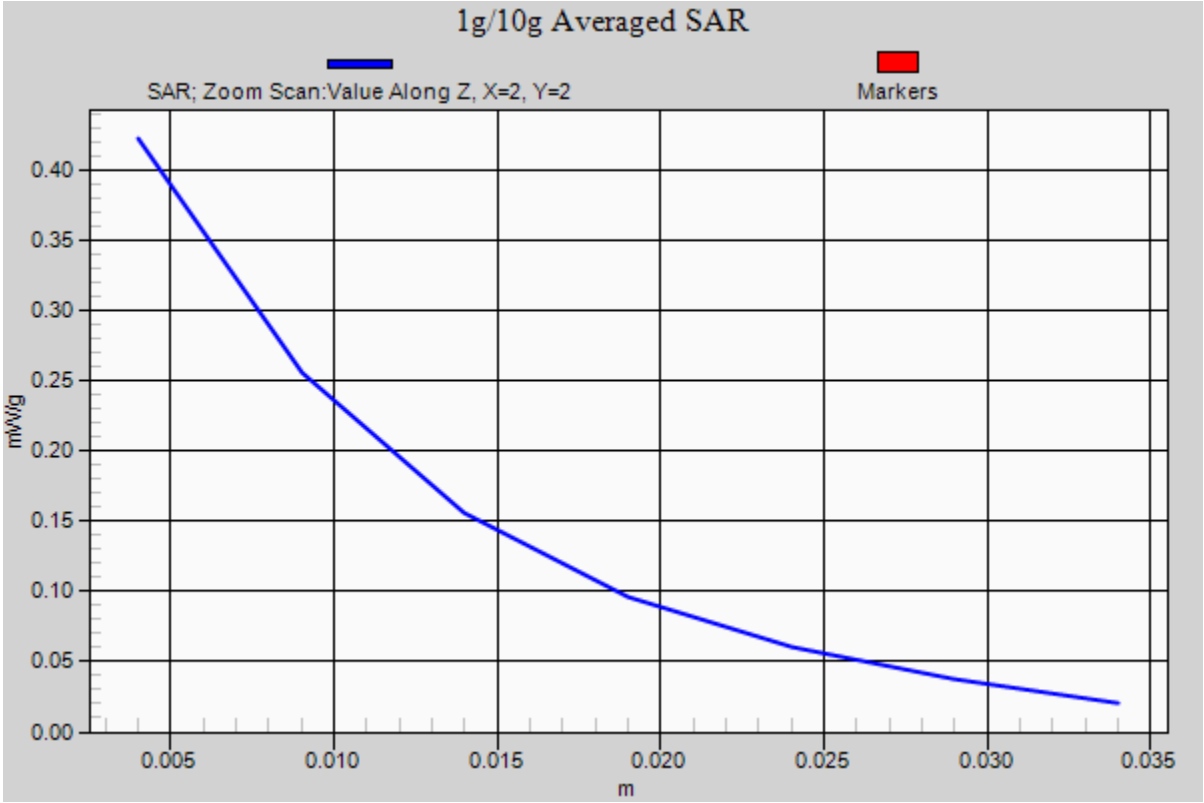
1g/10g Averaged SAR
SAR; Zoom Scan:Value Along Z, X=2, Y=2
Markers
mW/g
0.40
0.35
0.30
0.25
0.20
0.15
0.10
0.05
0.00
0.005
0.010
0.015
0.020
0.025
0.030
0.035
m

Test Laboratory: Sporton International Inc. SAR/HAC Testing Lab Date: 9/13/2010

#26 CDMA2000 BC14_RC3+SO32_Face_1.5cm_Ch600

DUT: 090901

Communication System: CDMA2000; Frequency: 1880 MHz;Duty Cycle: 1:1
Medium: MSL_1900_100913 Medium parameters used: f = 1880 MHz; σ = 1.51 mho/m; ε_r = 54.6; ρ = 1000 kg/m^3
Ambient Temperature : 23.7 ˚C; Liquid Temperature : 21.6 ˚C

DASY5 Configuration:
- Probe: EX3DV4 - SN3697; ConvF(7.04, 7.04, 7.04); Calibrated: 11/23/2009
- Sensor-Surface: 4mm (Mechanical Surface Detection)
- Electronics: DAE4 Sn1210; Calibrated: 2009/11/16
- Phantom: SAM2; Type: SAM; Serial: TP-1479
- Measurement SW : DASY5, V5.2 Build 162; SEMCAD X Version 14.0 Build 57

Ch600/Area Scan (41x81x1): Measurement grid: dx=15mm, dy=15mm
Maximum value of SAR (interpolated) = 0.404 mW/g

Ch600/Zoom Scan (5x5x7)/Cube 0: Measurement grid: dx=8mm, dy=8mm, dz=5mm
Reference Value = 9.53 V/m; Power Drift = -0.079 dB
Peak SAR (extrapolated) = 0.586 W/kg
SAR(1 g) = 0.361 mW/g; SAR(10 g) = 0.219 mW/g
Maximum value of SAR (measured) = 0.391 mW/g

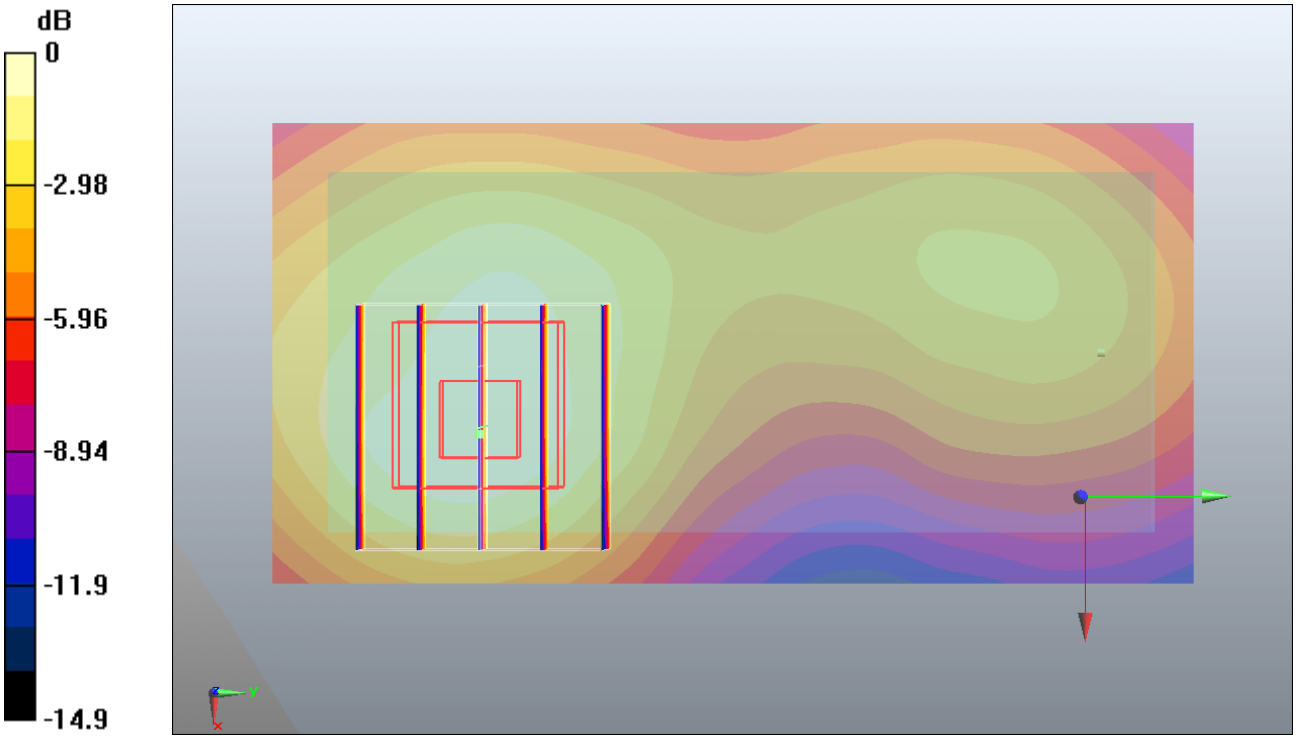

0 dB = 0.391mW/g