**#41 GSM850_Right Cheek_Ch128**

**DUT: 122803**

Communication System: Generic GSM; Frequency: 824.2 MHz;Duty Cycle: 1:8.3
Medium: HSL_835_110304 Medium parameters used: f = 824.2 MHz; $\sigma$ = 0.897 mho/m; $\varepsilon_r$ = 41.8; $\rho$ = 1000 kg/m$^3$
Ambient Temperature：23.5 ℃; Liquid Temperature：21.6 ℃

DASY5 Configuration:
- Probe: EX3DV4 - SN3697; ConvF(8.67, 8.67, 8.67); Calibrated: 2010-11-23
- Sensor-Surface: 4mm (Mechanical Surface Detection)
- Electronics: DAE4 Sn1210; Calibrated: 2010-11-18
- Phantom: SAM1; Type: SAM; Serial: TP-1479
- Measurement SW: DASY5, V5.2 Build 162; SEMCAD X Version 14.0 Build 57

**Ch128/Area Scan (51x81x1):** Measurement grid: dx=15mm, dy=15mm
Maximum value of SAR (interpolated) = 1.16 mW/g

**Ch128/Zoom Scan (5x5x7)/Cube 0:** Measurement grid: dx=8mm, dy=8mm, dz=5mm
Reference Value = 7.74 V/m; Power Drift = 0.011 dB
Peak SAR (extrapolated) = 1.37 W/kg
**SAR(1 g) = 1.06 mW/g; SAR(10 g) = 0.747 mW/g**
Maximum value of SAR (measured) = 1.13 mW/g

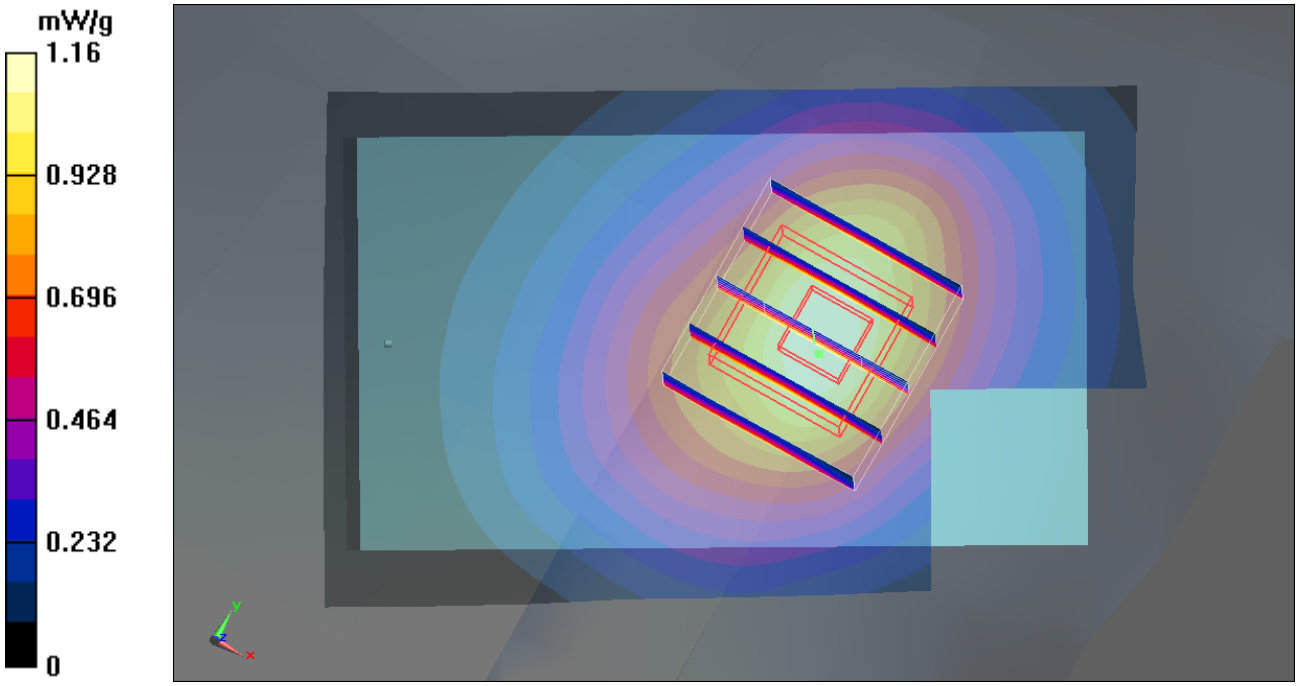
mW/g
1.16
0.928
0.696
0.464
0.232
0

**#41 GSM850_Right Cheek_Ch128_2D**

**DUT: 122803**

Communication System: Generic GSM; Frequency: 824.2 MHz;Duty Cycle: 1:8.3
Medium: HSL_835_110304 Medium parameters used: f = 824.2 MHz; $\sigma$ = 0.897 mho/m; $\varepsilon_r$ = 41.8; $\rho$ = 1000 kg/m$^3$
Ambient Temperature：23.5 ℃; Liquid Temperature：21.6 ℃

DASY5 Configuration:
- Probe: EX3DV4 - SN3697; ConvF(8.67, 8.67, 8.67); Calibrated: 2010-11-23
- Sensor-Surface: 4mm (Mechanical Surface Detection)
- Electronics: DAE4 Sn1210; Calibrated: 2010-11-18
- Phantom: SAM1; Type: SAM; Serial: TP-1479
- Measurement SW: DASY5, V5.2 Build 162; SEMCAD X Version 14.0 Build 57

**Ch128/Area Scan (51x81x1):** Measurement grid: dx=15mm, dy=15mm
Maximum value of SAR (interpolated) = 1.16 mW/g

**Ch128/Zoom Scan (5x5x7)/Cube 0:** Measurement grid: dx=8mm, dy=8mm, dz=5mm
Reference Value = 7.74 V/m; Power Drift = 0.011 dB
Peak SAR (extrapolated) = 1.37 W/kg
**SAR(1 g) = 1.06 mW/g; SAR(10 g) = 0.747 mW/g**
Maximum value of SAR (measured) = 1.13 mW/g

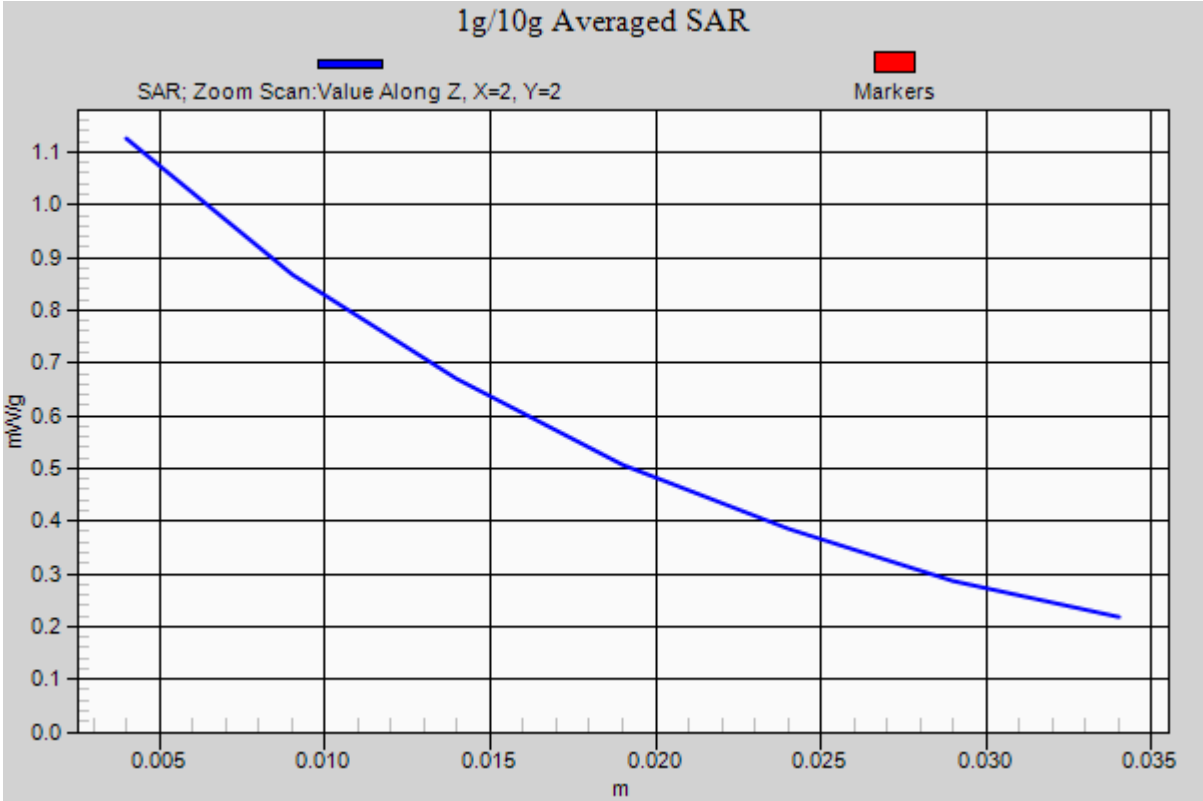
1g/10g Averaged SAR
SAR; Zoom Scan:Value Along Z, X=2, Y=2
Markers
mW/g
1.1
1.0
0.9
0.8
0.7
0.6
0.5
0.4
0.3
0.2
0.1
0.0
0.005
0.010
0.015
0.020
0.025
0.030
0.035
m

**#38 GSM850_Right Tilted_Ch189**

**DUT: 122803**

Communication System: Generic GSM; Frequency: 836.4 MHz;Duty Cycle: 1:8.3
Medium: HSL_835_110304 Medium parameters used: f = 836.4 MHz; $\sigma$ = 0.91 mho/m; $\varepsilon_r$ = 41.7; $\rho$ = 1000 kg/m$^3$
Ambient Temperature：23.5 ℃; Liquid Temperature：21.6 ℃

DASY5 Configuration:
- Probe: EX3DV4 - SN3697; ConvF(8.67, 8.67, 8.67); Calibrated: 2010-11-23
- Sensor-Surface: 4mm (Mechanical Surface Detection)
- Electronics: DAE4 Sn1210; Calibrated: 2010-11-18
- Phantom: SAM1; Type: SAM; Serial: TP-1479
- Measurement SW: DASY5, V5.2 Build 162; SEMCAD X Version 14.0 Build 57

**Ch189/Area Scan (51x81x1):** Measurement grid: dx=15mm, dy=15mm
Maximum value of SAR (interpolated) = 0.464 mW/g

**Ch189/Zoom Scan (5x5x7)/Cube 0:** Measurement grid: dx=8mm, dy=8mm, dz=5mm
Reference Value = 11.7 V/m; Power Drift = 0.097 dB
Peak SAR (extrapolated) = 0.550 W/kg
**SAR(1 g) = 0.435 mW/g; SAR(10 g) = 0.324 mW/g**
Maximum value of SAR (measured) = 0.460 mW/g

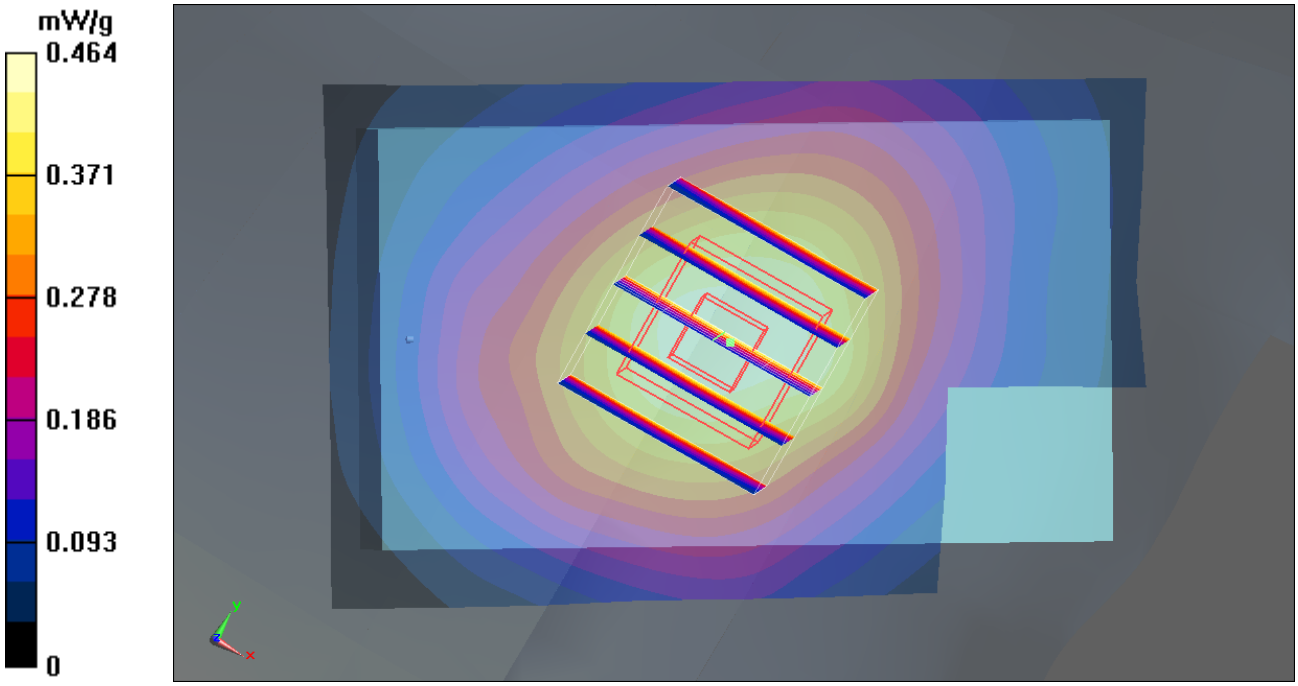
mW/g
0.464
0.371
0.278
0.186
0.093
0
y
x

**#39 GSM850_Left Cheek_Ch189**

**DUT: 122803**

Communication System: Generic GSM; Frequency: 836.4 MHz;Duty Cycle: 1:8.3
Medium: HSL_835_110304 Medium parameters used: f = 836.4 MHz; $\sigma$ = 0.91 mho/m; $\varepsilon_r$ = 41.7; $\rho$ = 1000 kg/m$^3$
Ambient Temperature：23.5 ℃; Liquid Temperature：21.6 ℃

DASY5 Configuration:
- Probe: EX3DV4 - SN3697; ConvF(8.67, 8.67, 8.67); Calibrated: 2010-11-23
- Sensor-Surface: 4mm (Mechanical Surface Detection)
- Electronics: DAE4 Sn1210; Calibrated: 2010-11-18
- Phantom: SAM1; Type: SAM; Serial: TP-1479
- Measurement SW: DASY5, V5.2 Build 162; SEMCAD X Version 14.0 Build 57

**Ch189/Area Scan (51x81x1):** Measurement grid: dx=15mm, dy=15mm
Maximum value of SAR (interpolated) = 0.838 mW/g

**Ch189/Zoom Scan (5x5x7)/Cube 0:** Measurement grid: dx=8mm, dy=8mm, dz=5mm
Reference Value = 8.29 V/m; Power Drift = 0.028 dB
Peak SAR (extrapolated) = 1.06 W/kg
**SAR(1 g) = 0.763 mW/g; SAR(10 g) = 0.534 mW/g**
Maximum value of SAR (measured) = 0.824 mW/g


mW/g
0.838
0.670
0.503
0.335
0.168
0

**#40 GSM850_Left Tilted_Ch189**

**DUT: 122803**

Communication System: Generic GSM; Frequency: 836.4 MHz;Duty Cycle: 1:8.3
Medium: HSL_835_110304 Medium parameters used: f = 836.4 MHz; $\sigma$ = 0.91 mho/m; $\varepsilon_r$ = 41.7; $\rho$ = 1000 kg/m$^3$
Ambient Temperature：23.5 ℃; Liquid Temperature：21.6 ℃

DASY5 Configuration:
- Probe: EX3DV4 - SN3697; ConvF(8.67, 8.67, 8.67); Calibrated: 2010-11-23
- Sensor-Surface: 4mm (Mechanical Surface Detection)
- Electronics: DAE4 Sn1210; Calibrated: 2010-11-18
- Phantom: SAM1; Type: SAM; Serial: TP-1479
- Measurement SW: DASY5, V5.2 Build 162; SEMCAD X Version 14.0 Build 57

**Ch189/Area Scan (51x81x1):** Measurement grid: dx=15mm, dy=15mm
Maximum value of SAR (interpolated) = 0.460 mW/g

**Ch189/Zoom Scan (5x5x7)/Cube 0:** Measurement grid: dx=8mm, dy=8mm, dz=5mm
Reference Value = 14.1 V/m; Power Drift = -0.054 dB
Peak SAR (extrapolated) = 0.549 W/kg
**SAR(1 g) = 0.431 mW/g; SAR(10 g) = 0.321 mW/g**
Maximum value of SAR (measured) = 0.456 mW/g

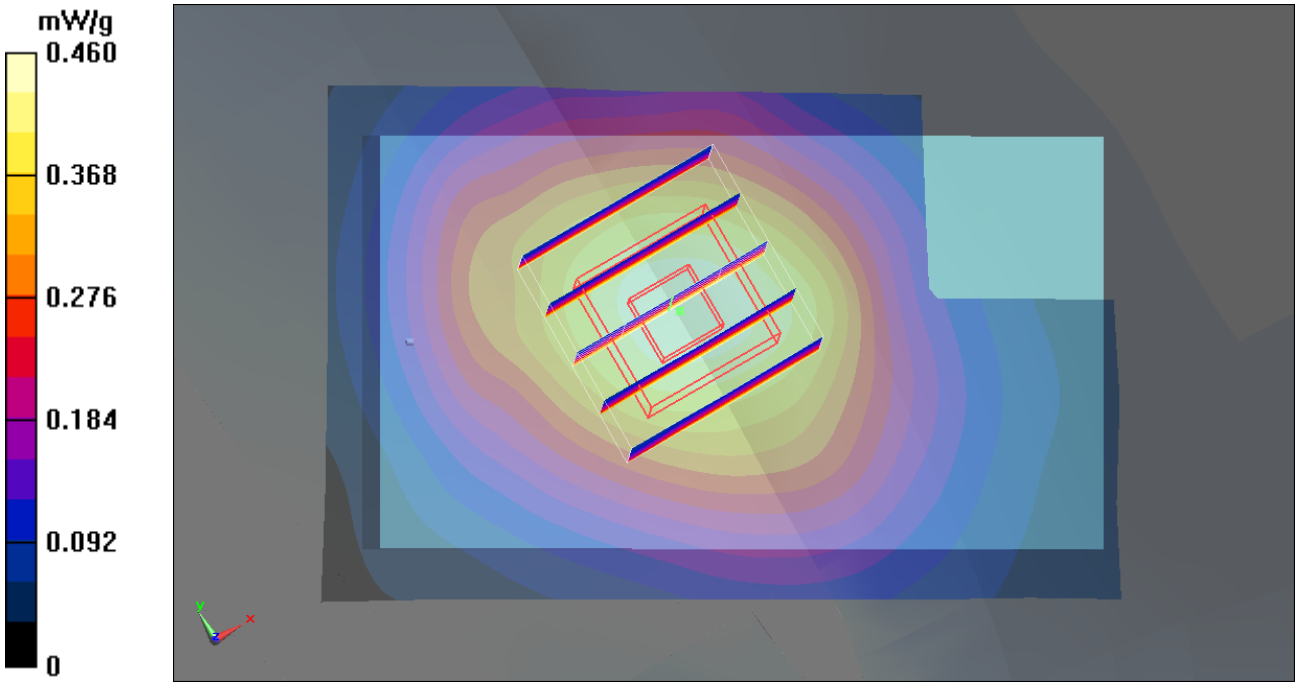
mW/g
0.460
0.368
0.276
0.184
0.092
0

**#43 GSM1900_Right Cheek_Ch661**

**DUT: 122803**

Communication System: Generic GSM; Frequency: 1880 MHz;Duty Cycle: 1:8.3
Medium: HSL_1900_110304 Medium parameters used: f = 1880 MHz; $\sigma$ = 1.43 mho/m; $\varepsilon_r$ = 39.8; $\rho$ = 1000 kg/m$^3$
Ambient Temperature：23.3 ℃; Liquid Temperature：21.2 ℃

DASY5 Configuration:
- Probe: EX3DV4 - SN3697; ConvF(7.39, 7.39, 7.39); Calibrated: 2010-11-23
- Sensor-Surface: 4mm (Mechanical Surface Detection)
- Electronics: DAE4 Sn1210; Calibrated: 2010-11-18
- Phantom: SAM3; Type: SAM; Serial: TP-1477
- Measurement SW: DASY5, V5.2 Build 162; SEMCAD X Version 14.0 Build 57

**Ch661/Area Scan (51x81x1):** Measurement grid: dx=15mm, dy=15mm
Maximum value of SAR (interpolated) = 0.701 mW/g

**Ch661/Zoom Scan (5x5x7)/Cube 0:** Measurement grid: dx=8mm, dy=8mm, dz=5mm
Reference Value = 8.65 V/m; Power Drift = -0.084 dB
Peak SAR (extrapolated) = 0.975 W/kg
**SAR(1 g) = 0.647 mW/g; SAR(10 g) = 0.405 mW/g**
Maximum value of SAR (measured) = 0.696 mW/g


mW/g
0.701
0.561
0.421
0.281
0.140
0

**#44 GSM1900_Right Tilted_Ch661**

**DUT: 122803**

Communication System: Generic GSM; Frequency: 1880 MHz;Duty Cycle: 1:8.3
Medium: HSL_1900_110304 Medium parameters used: f = 1880 MHz; $\sigma$ = 1.43 mho/m; $\varepsilon_r$ = 39.8; $\rho$ = 1000 kg/m$^3$
Ambient Temperature：23.3 ℃; Liquid Temperature：21.2 ℃

DASY5 Configuration:
- Probe: EX3DV4 - SN3697; ConvF(7.39, 7.39, 7.39); Calibrated: 2010-11-23
- Sensor-Surface: 4mm (Mechanical Surface Detection)
- Electronics: DAE4 Sn1210; Calibrated: 2010-11-18
- Phantom: SAM3; Type: SAM; Serial: TP-1477
- Measurement SW: DASY5, V5.2 Build 162; SEMCAD X Version 14.0 Build 57

**Ch661/Area Scan (51x81x1):** Measurement grid: dx=15mm, dy=15mm
Maximum value of SAR (interpolated) = 0.540 mW/g

**Ch661/Zoom Scan (5x5x7)/Cube 0:** Measurement grid: dx=8mm, dy=8mm, dz=5mm
Reference Value = 14.5 V/m; Power Drift = -0.020 dB
Peak SAR (extrapolated) = 0.764 W/kg
**SAR(1 g) = 0.481 mW/g; SAR(10 g) = 0.293 mW/g**
Maximum value of SAR (measured) = 0.509 mW/g

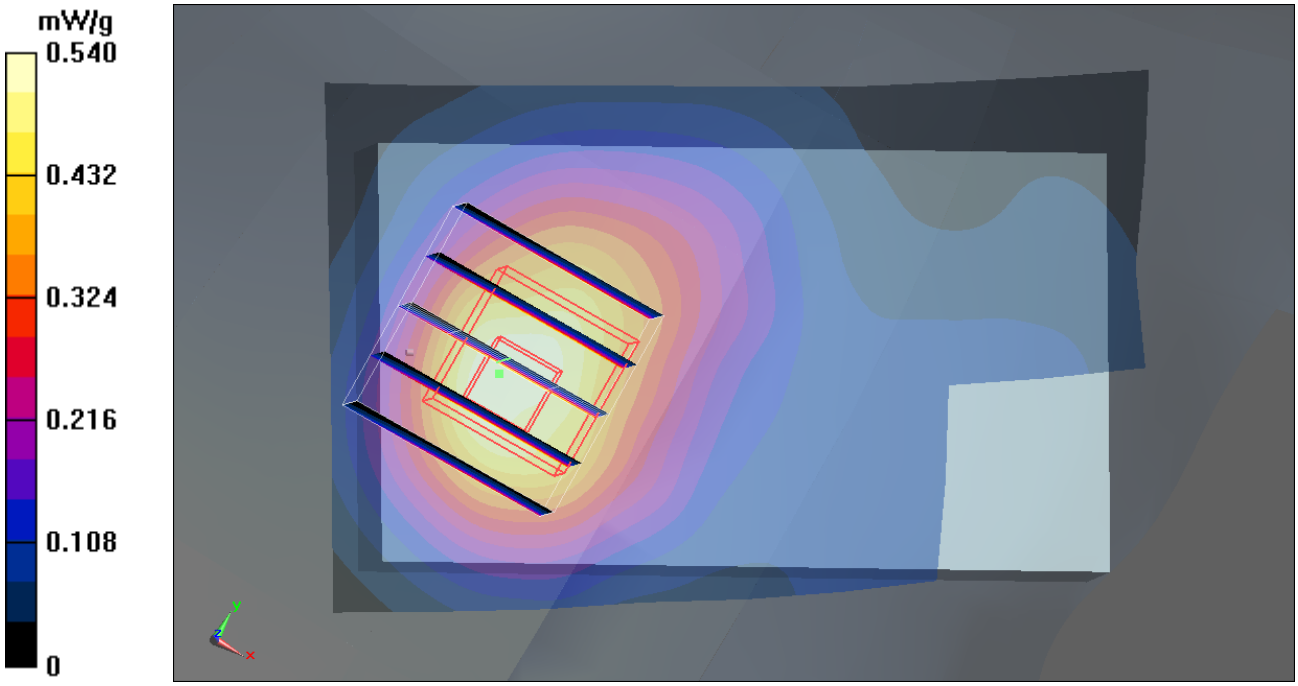
mW/g
0.540
0.432
0.324
0.216
0.108
0

**#47 GSM1900_Left Cheek_Ch512**

**DUT: 122803**

Communication System: Generic GSM; Frequency: 1850.2 MHz;Duty Cycle: 1:8.3
Medium: HSL_1900_110304 Medium parameters used: f = 1850.2 MHz; $\sigma$ = 1.4 mho/m; $\varepsilon_r$ = 39.9; $\rho$ = 1000 kg/m$^3$
Ambient Temperature：23.3 ℃; Liquid Temperature：21.2 ℃

DASY5 Configuration:
- Probe: EX3DV4 - SN3697; ConvF(7.39, 7.39, 7.39); Calibrated: 2010-11-23
- Sensor-Surface: 4mm (Mechanical Surface Detection)
- Electronics: DAE4 Sn1210; Calibrated: 2010-11-18
- Phantom: SAM3; Type: SAM; Serial: TP-1477
- Measurement SW: DASY5, V5.2 Build 162; SEMCAD X Version 14.0 Build 57

**Ch512/Area Scan (51x81x1):** Measurement grid: dx=15mm, dy=15mm
Maximum value of SAR (interpolated) = 1.22 mW/g

**Ch512/Zoom Scan (5x5x7)/Cube 0:** Measurement grid: dx=8mm, dy=8mm, dz=5mm
Reference Value = 8.64 V/m; Power Drift = 0.089 dB
Peak SAR (extrapolated) = 1.81 W/kg
**SAR(1 g) = 1.1 mW/g; SAR(10 g) = 0.636 mW/g**
Maximum value of SAR (measured) = 1.19 mW/g

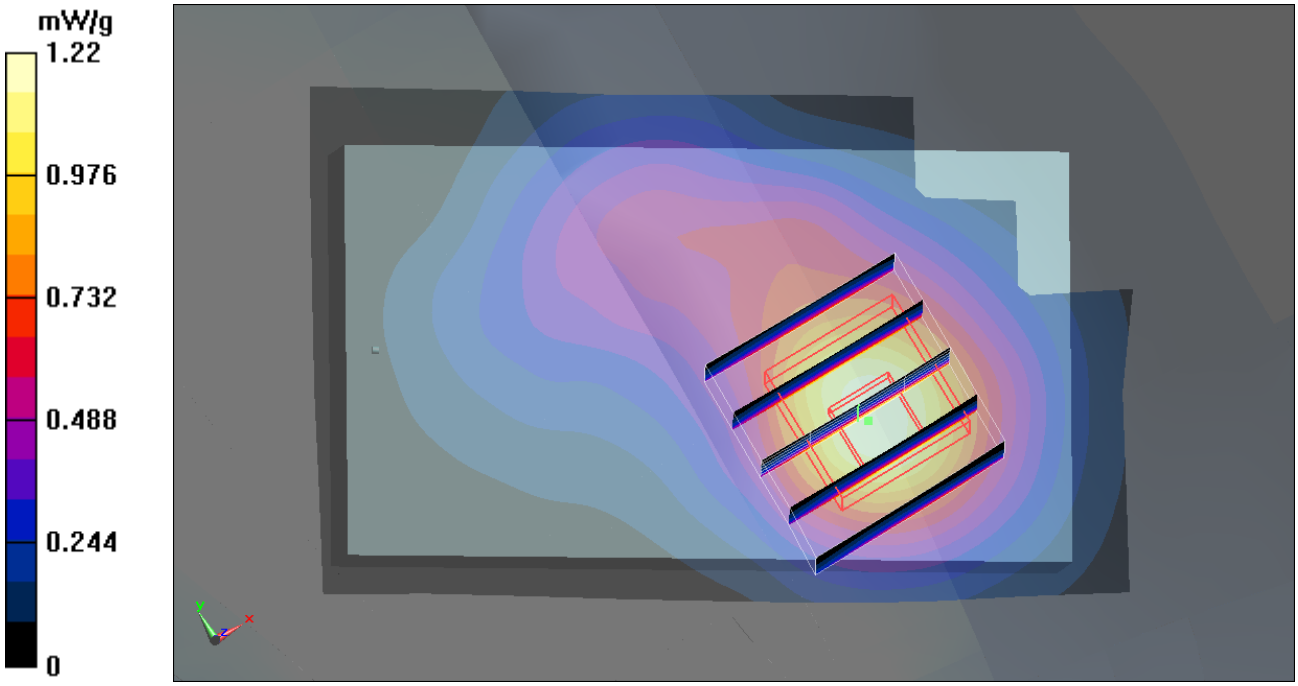
mW/g
1.22
0.976
0.732
0.488
0.244
0

**#47 GSM1900_Left Cheek_Ch512_2D**

**DUT: 122803**

Communication System: Generic GSM; Frequency: 1850.2 MHz;Duty Cycle: 1:8.3
Medium: HSL_1900_110304 Medium parameters used: f = 1850.2 MHz; $\sigma$ = 1.4 mho/m; $\varepsilon_r$ = 39.9; $\rho$ = 1000 kg/m$^3$
Ambient Temperature：23.3 ℃; Liquid Temperature：21.2 ℃

DASY5 Configuration:
- Probe: EX3DV4 - SN3697; ConvF(7.39, 7.39, 7.39); Calibrated: 2010-11-23
- Sensor-Surface: 4mm (Mechanical Surface Detection)
- Electronics: DAE4 Sn1210; Calibrated: 2010-11-18
- Phantom: SAM3; Type: SAM; Serial: TP-1477
- Measurement SW: DASY5, V5.2 Build 162; SEMCAD X Version 14.0 Build 57

**Ch512/Area Scan (51x81x1):** Measurement grid: dx=15mm, dy=15mm
Maximum value of SAR (interpolated) = 1.22 mW/g

**Ch512/Zoom Scan (5x5x7)/Cube 0:** Measurement grid: dx=8mm, dy=8mm, dz=5mm
Reference Value = 8.64 V/m; Power Drift = 0.089 dB
Peak SAR (extrapolated) = 1.81 W/kg
**SAR(1 g) = 1.1 mW/g; SAR(10 g) = 0.636 mW/g**
Maximum value of SAR (measured) = 1.19 mW/g

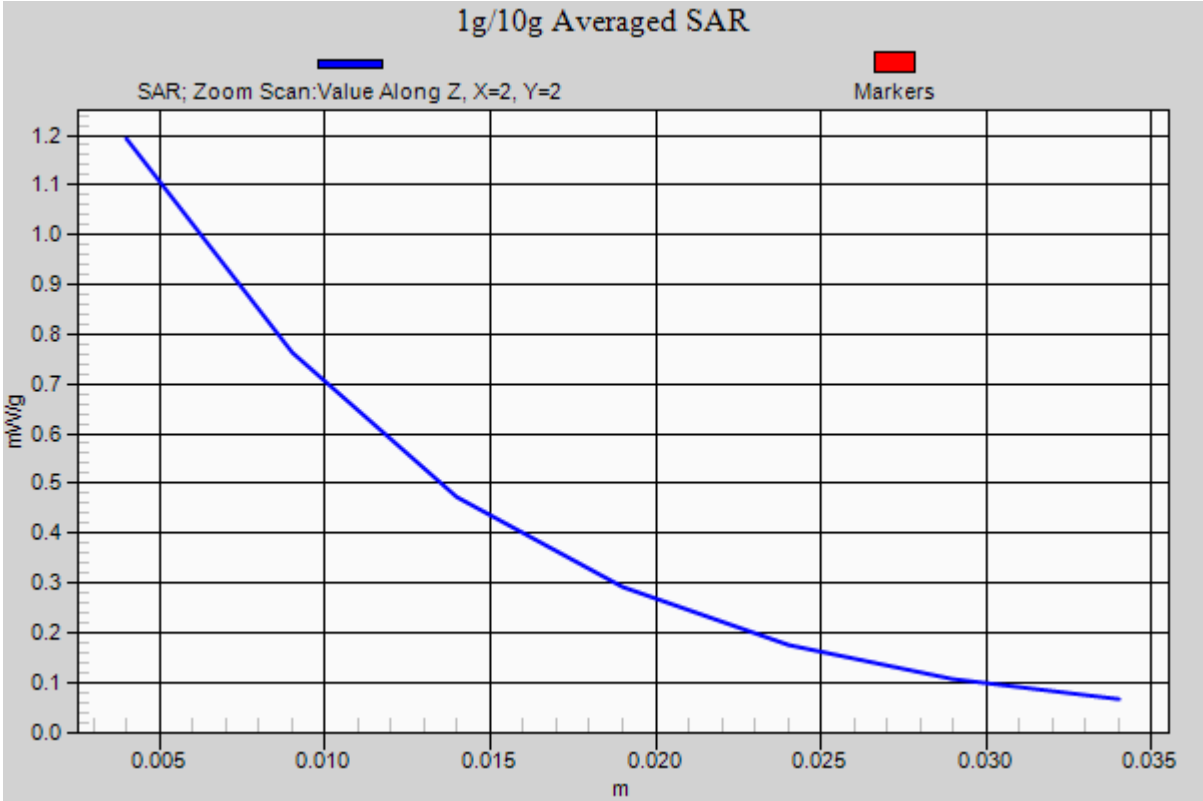
1g/10g Averaged SAR
SAR; Zoom Scan:Value Along Z, X=2, Y=2
Markers
mW/g
1.2
1.1
1.0
0.9
0.8
0.7
0.6
0.5
0.4
0.3
0.2
0.1
0.0
0.005
0.010
0.015
0.020
0.025
0.030
0.035
m

**#46 GSM1900_Left Tilted_Ch661**

**DUT: 122803**

Communication System: Generic GSM; Frequency: 1880 MHz;Duty Cycle: 1:8.3
Medium: HSL_1900_110304 Medium parameters used: f = 1880 MHz; $\sigma$ = 1.43 mho/m; $\varepsilon_r$ = 39.8; $\rho$ = 1000 kg/m$^3$
Ambient Temperature：23.3 ℃; Liquid Temperature：21.2 ℃

DASY5 Configuration:
- Probe: EX3DV4 - SN3697; ConvF(7.39, 7.39, 7.39); Calibrated: 2010-11-23
- Sensor-Surface: 4mm (Mechanical Surface Detection)
- Electronics: DAE4 Sn1210; Calibrated: 2010-11-18
- Phantom: SAM3; Type: SAM; Serial: TP-1477
- Measurement SW: DASY5, V5.2 Build 162; SEMCAD X Version 14.0 Build 57

**Ch661/Area Scan (51x81x1):** Measurement grid: dx=15mm, dy=15mm
Maximum value of SAR (interpolated) = 0.534 mW/g

**Ch661/Zoom Scan (5x5x7)/Cube 0:** Measurement grid: dx=8mm, dy=8mm, dz=5mm
Reference Value = 14.9 V/m; Power Drift = 0.136 dB
Peak SAR (extrapolated) = 0.726 W/kg
**SAR(1 g) = 0.473 mW/g; SAR(10 g) = 0.293 mW/g**
Maximum value of SAR (measured) = 0.509 mW/g

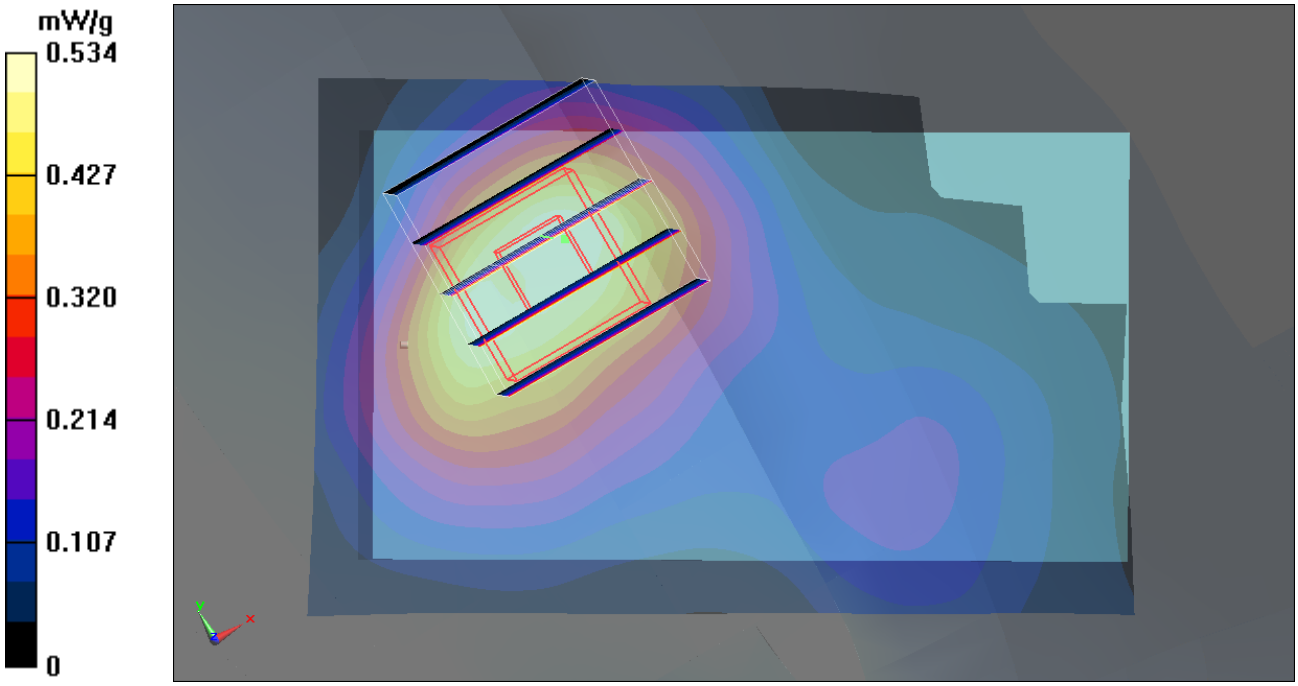
mW/g
0.534
0.427
0.320
0.214
0.107
0

**#49 WCDMA V_RMC 12.2K_Right Cheek_Ch4182**

**DUT: 122803**

Communication System: UMTS; Frequency: 836.4 MHz;Duty Cycle: 1:1
Medium: HSL_835_110304 Medium parameters used: f = 836.4 MHz; $\sigma$ = 0.91 mho/m; $\varepsilon_r$ = 41.7; $\rho$ = 1000 kg/m$^3$
Ambient Temperature：23.5 ℃; Liquid Temperature：21.6 ℃

DASY5 Configuration:
- Probe: EX3DV4 - SN3697; ConvF(8.67, 8.67, 8.67); Calibrated: 2010-11-23
- Sensor-Surface: 4mm (Mechanical Surface Detection)
- Electronics: DAE4 Sn1210; Calibrated: 2010-11-18
- Phantom: SAM1; Type: SAM; Serial: TP-1479
- Measurement SW: DASY5, V5.2 Build 162; SEMCAD X Version 14.0 Build 57

**Ch4182/Area Scan (51x81x1):** Measurement grid: dx=15mm, dy=15mm
Maximum value of SAR (interpolated) = 1.09 mW/g

**Ch4182/Zoom Scan (5x5x7)/Cube 0:** Measurement grid: dx=8mm, dy=8mm, dz=5mm
Reference Value = 7.84 V/m; Power Drift = -0.097 dB
Peak SAR (extrapolated) = 1.27 W/kg
**SAR(1 g) = 0.988 mW/g; SAR(10 g) = 0.701 mW/g**
Maximum value of SAR (measured) = 1.05 mW/g

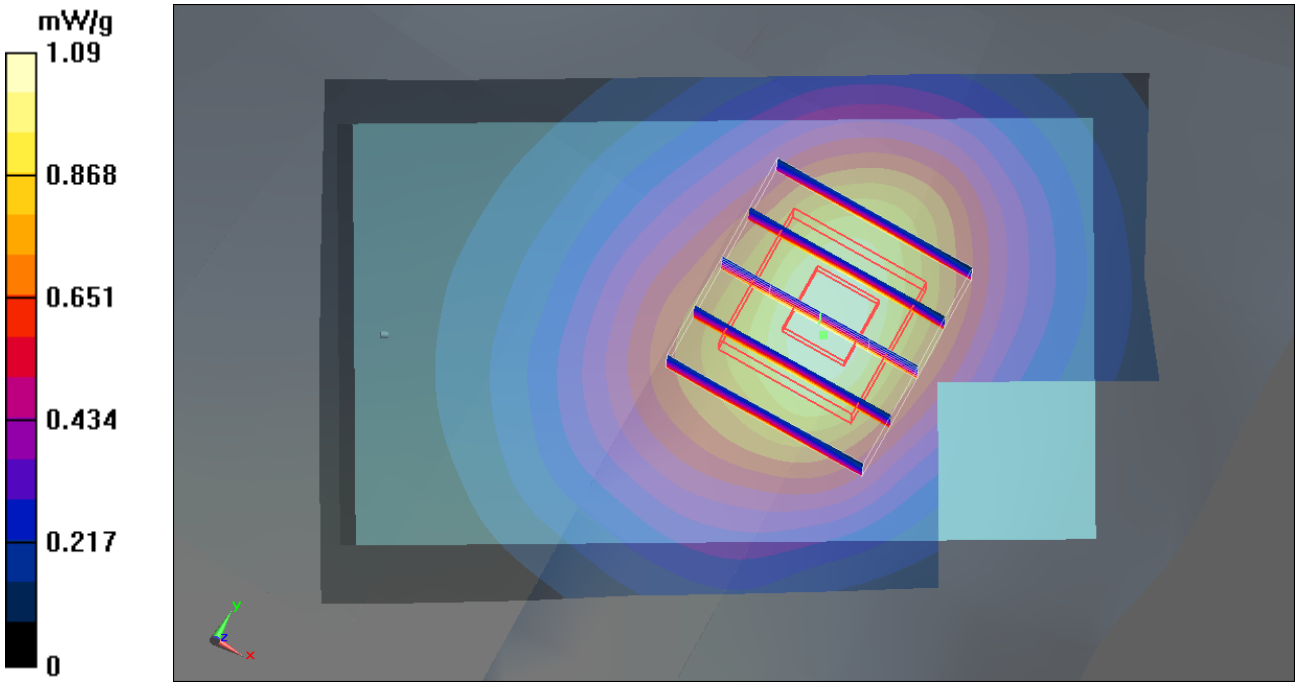
mW/g
1.09
0.868
0.651
0.434
0.217
0

**#49 WCDMA V_RMC 12.2K_Right Cheek_Ch4182_2D**

**DUT: 122803**

Communication System: UMTS; Frequency: 836.4 MHz;Duty Cycle: 1:1
Medium: HSL_835_110304 Medium parameters used: f = 836.4 MHz; $\sigma$ = 0.91 mho/m; $\varepsilon_r$ = 41.7; $\rho$ = 1000 kg/m$^3$
Ambient Temperature：23.5 ℃; Liquid Temperature：21.6 ℃

DASY5 Configuration:
- Probe: EX3DV4 - SN3697; ConvF(8.67, 8.67, 8.67); Calibrated: 2010-11-23
- Sensor-Surface: 4mm (Mechanical Surface Detection)
- Electronics: DAE4 Sn1210; Calibrated: 2010-11-18
- Phantom: SAM1; Type: SAM; Serial: TP-1479
- Measurement SW: DASY5, V5.2 Build 162; SEMCAD X Version 14.0 Build 57

**Ch4182/Area Scan (51x81x1):** Measurement grid: dx=15mm, dy=15mm
Maximum value of SAR (interpolated) = 1.09 mW/g

**Ch4182/Zoom Scan (5x5x7)/Cube 0:** Measurement grid: dx=8mm, dy=8mm, dz=5mm
Reference Value = 7.84 V/m; Power Drift = -0.097 dB
Peak SAR (extrapolated) = 1.27 W/kg
**SAR(1 g) = 0.988 mW/g; SAR(10 g) = 0.701 mW/g**
Maximum value of SAR (measured) = 1.05 mW/g

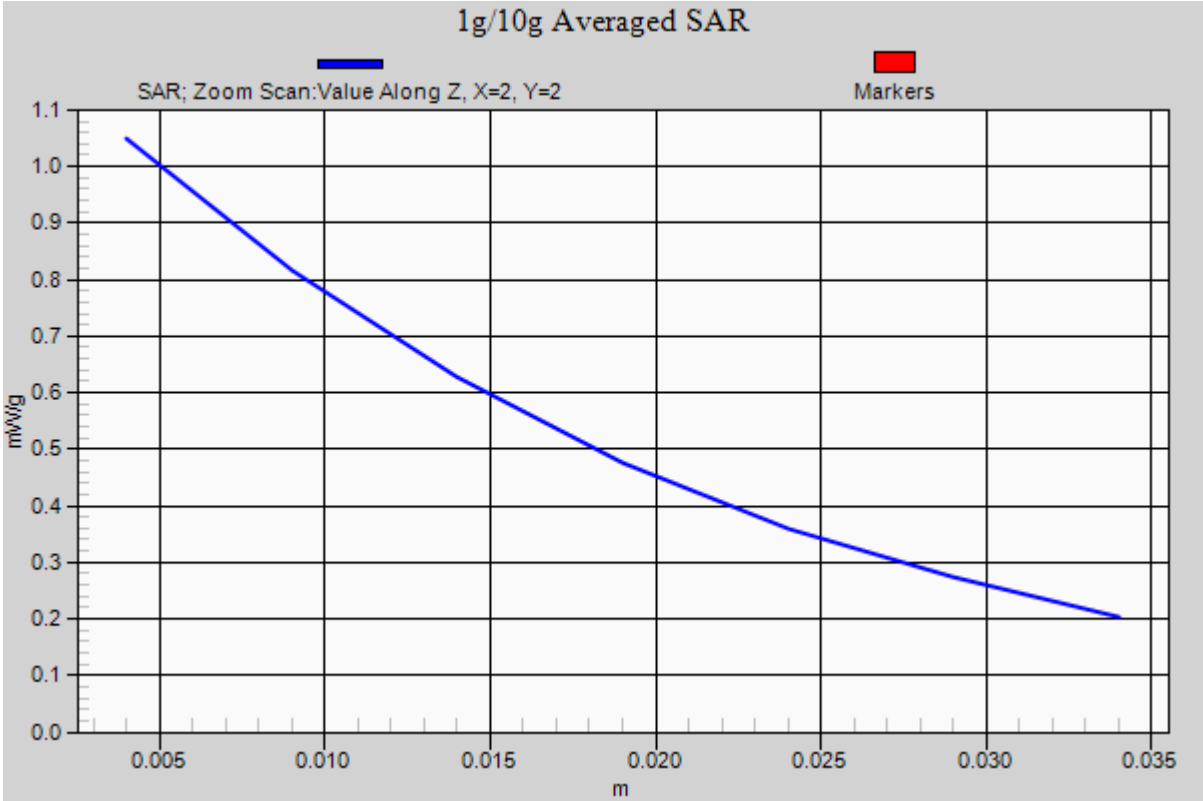
1g/10g Averaged SAR
SAR; Zoom Scan:Value Along Z, X=2, Y=2
Markers
mW/g
1.1
1.0
0.9
0.8
0.7
0.6
0.5
0.4
0.3
0.2
0.1
0.0
0.005
0.010
0.015
0.020
0.025
0.030
0.035
m

**#50 WCDMA V_RMC 12.2K_Right Tilted_Ch4182**

**DUT: 122803**

Communication System: UMTS; Frequency: 836.4 MHz;Duty Cycle: 1:1
Medium: HSL_835_110304 Medium parameters used: f = 836.4 MHz; $\sigma$ = 0.91 mho/m; $\varepsilon_r$ = 41.7; $\rho$ = 1000 kg/m$^3$
Ambient Temperature：23.5 ℃; Liquid Temperature：21.6 ℃

DASY5 Configuration:
- Probe: EX3DV4 - SN3697; ConvF(8.67, 8.67, 8.67); Calibrated: 2010-11-23
- Sensor-Surface: 4mm (Mechanical Surface Detection)
- Electronics: DAE4 Sn1210; Calibrated: 2010-11-18
- Phantom: SAM1; Type: SAM; Serial: TP-1479
- Measurement SW: DASY5, V5.2 Build 162; SEMCAD X Version 14.0 Build 57

**Ch4182/Area Scan (51x81x1):** Measurement grid: dx=15mm, dy=15mm
Maximum value of SAR (interpolated) = 0.503 mW/g

**Ch4182/Zoom Scan (5x5x7)/Cube 0:** Measurement grid: dx=8mm, dy=8mm, dz=5mm
Reference Value = 12 V/m; Power Drift = 0.025 dB
Peak SAR (extrapolated) = 0.596 W/kg
**SAR(1 g) = 0.477 mW/g; SAR(10 g) = 0.356 mW/g**
Maximum value of SAR (measured) = 0.503 mW/g

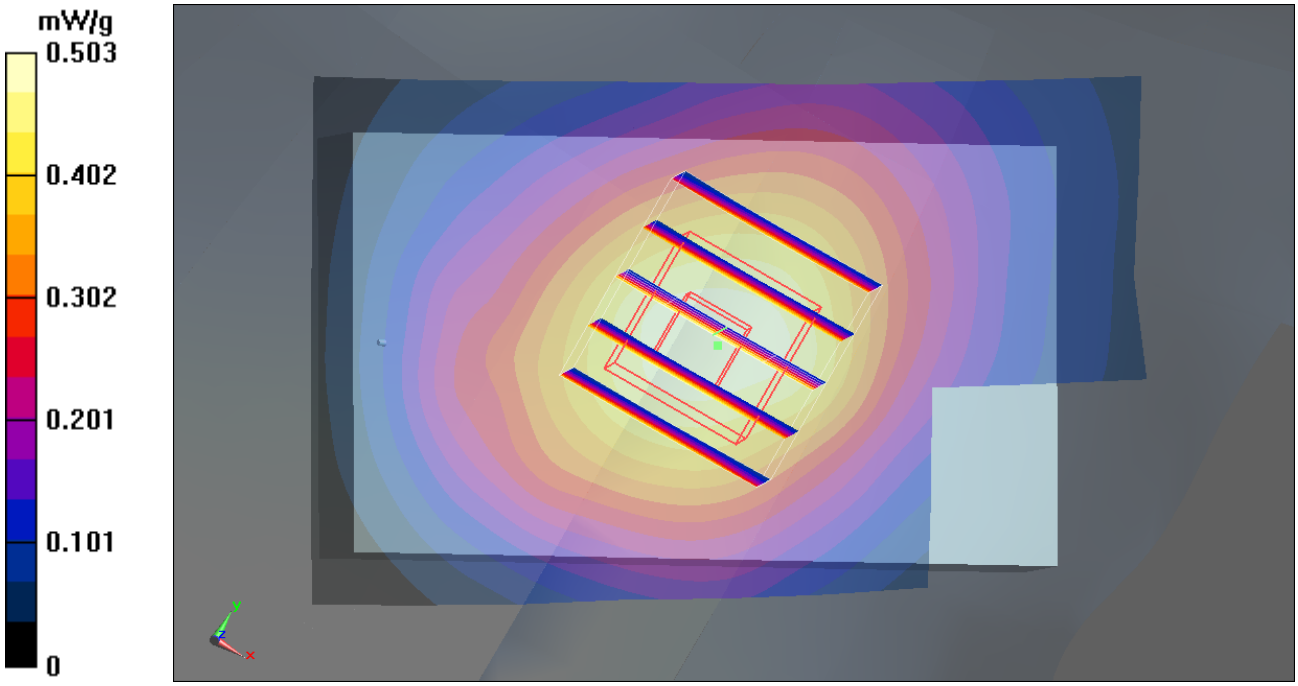
mW/g
0.503
0.402
0.302
0.201
0.101
0

**#51 WCDMA V_RMC 12.2K_Left Cheek_Ch4182**

**DUT: 122803**

Communication System: UMTS; Frequency: 836.4 MHz;Duty Cycle: 1:1
Medium: HSL_835_110304 Medium parameters used: f = 836.4 MHz; $\sigma$ = 0.91 mho/m; $\varepsilon_r$ = 41.7; $\rho$ = 1000 kg/m$^3$
Ambient Temperature：23.5 ℃; Liquid Temperature：21.6 ℃

DASY5 Configuration:
- Probe: EX3DV4 - SN3697; ConvF(8.67, 8.67, 8.67); Calibrated: 2010-11-23
- Sensor-Surface: 4mm (Mechanical Surface Detection)
- Electronics: DAE4 Sn1210; Calibrated: 2010-11-18
- Phantom: SAM1; Type: SAM; Serial: TP-1479
- Measurement SW: DASY5, V5.2 Build 162; SEMCAD X Version 14.0 Build 57

**Ch4182/Area Scan (51x81x1):** Measurement grid: dx=15mm, dy=15mm
Maximum value of SAR (interpolated) = 0.933 mW/g

**Ch4182/Zoom Scan (5x5x7)/Cube 0:** Measurement grid: dx=8mm, dy=8mm, dz=5mm
Reference Value = 7.76 V/m; Power Drift = 0.103 dB
Peak SAR (extrapolated) = 1.21 W/kg
**SAR(1 g) = 0.880 mW/g; SAR(10 g) = 0.617 mW/g**
Maximum value of SAR (measured) = 0.946 mW/g

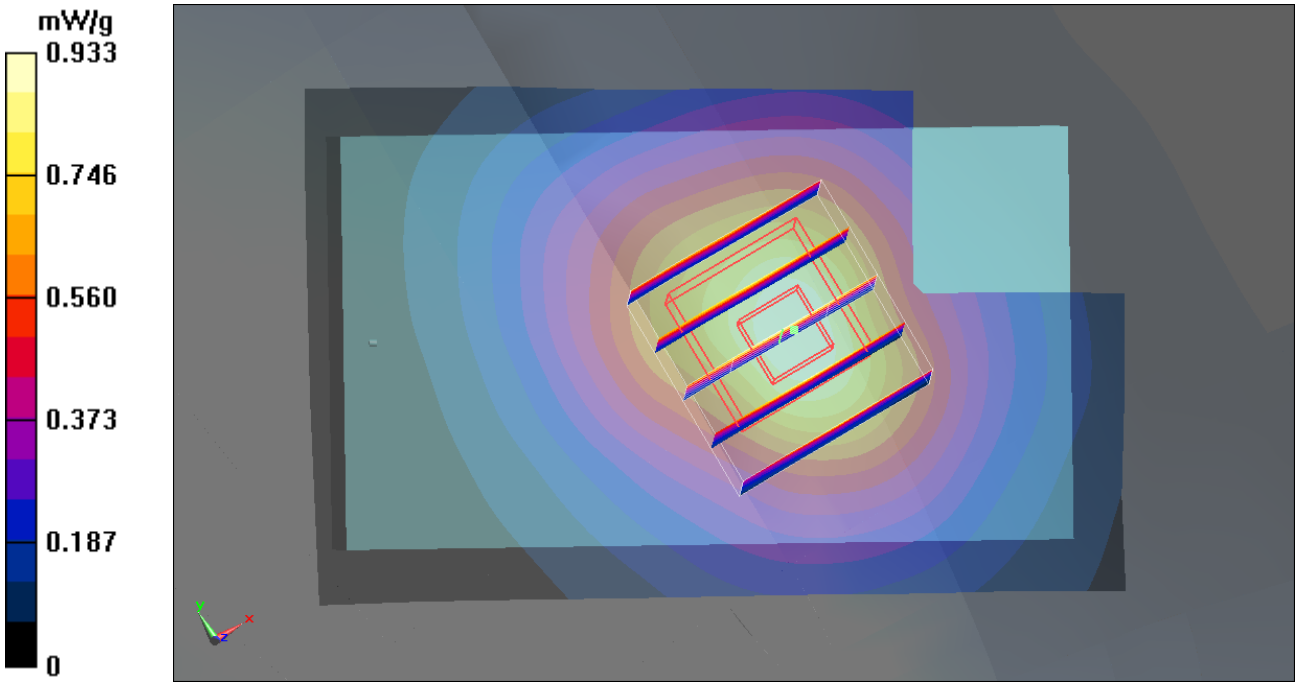
mW/g
0.933
0.746
0.560
0.373
0.187
0

**#52 WCDMA V_RMC 12.2K_Left Tilted_Ch4182**

**DUT: 122803**

Communication System: UMTS; Frequency: 836.4 MHz;Duty Cycle: 1:1
Medium: HSL_835_110304 Medium parameters used: f = 836.4 MHz; $\sigma$ = 0.91 mho/m; $\varepsilon_r$ = 41.7; $\rho$ = 1000 kg/m$^3$
Ambient Temperature：23.5 ℃; Liquid Temperature：21.6 ℃

DASY5 Configuration:
- Probe: EX3DV4 - SN3697; ConvF(8.67, 8.67, 8.67); Calibrated: 2010-11-23
- Sensor-Surface: 4mm (Mechanical Surface Detection)
- Electronics: DAE4 Sn1210; Calibrated: 2010-11-18
- Phantom: SAM1; Type: SAM; Serial: TP-1479
- Measurement SW: DASY5, V5.2 Build 162; SEMCAD X Version 14.0 Build 57

**Ch4182/Area Scan (51x81x1):** Measurement grid: dx=15mm, dy=15mm
Maximum value of SAR (interpolated) = 0.488 mW/g

**Ch4182/Zoom Scan (5x5x7)/Cube 0:** Measurement grid: dx=8mm, dy=8mm, dz=5mm
Reference Value = 14.2 V/m; Power Drift = -0.033 dB
Peak SAR (extrapolated) = 0.580 W/kg
**SAR(1 g) = 0.464 mW/g; SAR(10 g) = 0.346 mW/g**
Maximum value of SAR (measured) = 0.490 mW/g


mW/g
0.488
0.390
0.293
0.195
0.098
0

**#57 WCDMA II_RMC 12.2K_Right Cheek_Ch9400**

**DUT: 122803**

Communication System: UMTS; Frequency: 1880 MHz;Duty Cycle: 1:1
Medium: HSL_1900_110304 Medium parameters used: f = 1880 MHz; $\sigma$ = 1.43 mho/m; $\varepsilon_r$ = 39.8; $\rho$ = 1000 kg/m$^3$
Ambient Temperature：23.3 ℃; Liquid Temperature：21.2 ℃

DASY5 Configuration:
- Probe: EX3DV4 - SN3697; ConvF(7.39, 7.39, 7.39); Calibrated: 2010-11-23
- Sensor-Surface: 4mm (Mechanical Surface Detection)
- Electronics: DAE4 Sn1210; Calibrated: 2010-11-18
- Phantom: SAM3; Type: SAM; Serial: TP-1477
- Measurement SW: DASY5, V5.2 Build 162; SEMCAD X Version 14.0 Build 57

**Ch9400/Area Scan (51x81x1):** Measurement grid: dx=15mm, dy=15mm
Maximum value of SAR (interpolated) = 1.29 mW/g

**Ch9400/Zoom Scan (5x5x7)/Cube 0:** Measurement grid: dx=8mm, dy=8mm, dz=5mm
Reference Value = 9.84 V/m; Power Drift = -0.055 dB
Peak SAR (extrapolated) = 1.85 W/kg
**SAR(1 g) = 1.18 mW/g; SAR(10 g) = 0.710 mW/g**
Maximum value of SAR (measured) = 1.27 mW/g


mW/g
1.29
1.03
0.775
0.516
0.258
0

**#58 WCDMA II_RMC 12.2K_Right Tilted_Ch9400**

**DUT: 122803**

Communication System: UMTS; Frequency: 1880 MHz;Duty Cycle: 1:1
Medium: HSL_1900_110304 Medium parameters used: f = 1880 MHz; $\sigma$ = 1.43 mho/m; $\varepsilon_r$ = 39.8; $\rho$ = 1000 kg/m$^3$
Ambient Temperature：23.3 ℃; Liquid Temperature：21.2 ℃

DASY5 Configuration:
- Probe: EX3DV4 - SN3697; ConvF(7.39, 7.39, 7.39); Calibrated: 2010-11-23
- Sensor-Surface: 4mm (Mechanical Surface Detection)
- Electronics: DAE4 Sn1210; Calibrated: 2010-11-18
- Phantom: SAM3; Type: SAM; Serial: TP-1477
- Measurement SW: DASY5, V5.2 Build 162; SEMCAD X Version 14.0 Build 57

**Ch9400/Area Scan (51x81x1):** Measurement grid: dx=15mm, dy=15mm
Maximum value of SAR (interpolated) = 0.995 mW/g

**Ch9400/Zoom Scan (5x5x7)/Cube 0:** Measurement grid: dx=8mm, dy=8mm, dz=5mm
Reference Value = 20 V/m; Power Drift = -0.070 dB
Peak SAR (extrapolated) = 1.34 W/kg
**SAR(1 g) = 0.851 mW/g; SAR(10 g) = 0.519 mW/g**
Maximum value of SAR (measured) = 0.904 mW/g

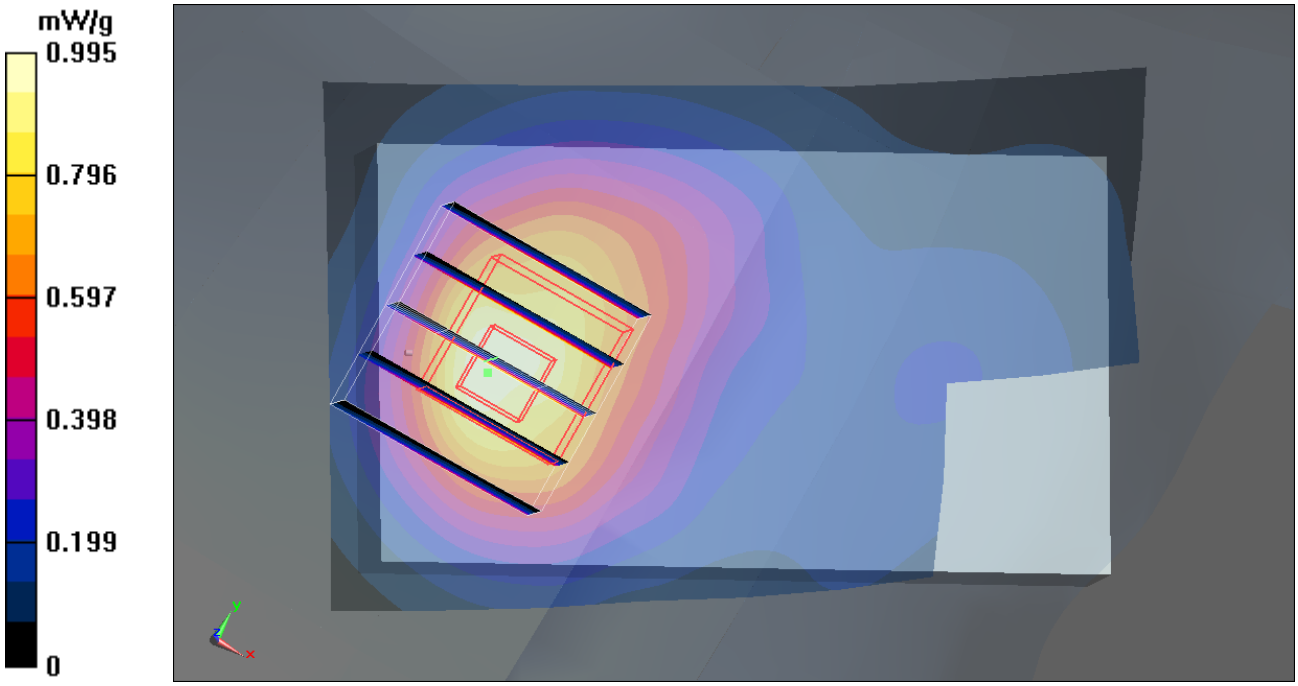
mW/g
0.995
0.796
0.597
0.398
0.199
0

**#59 WCDMA II_RMC 12.2K_Left Cheek_Ch9400**

**DUT: 122803**

Communication System: UMTS; Frequency: 1880 MHz;Duty Cycle: 1:1
Medium: HSL_1900_110304 Medium parameters used: f = 1880 MHz; $\sigma$ = 1.43 mho/m; $\varepsilon_r$ = 39.8; $\rho$ = 1000 kg/m$^3$
Ambient Temperature：23.3 ℃; Liquid Temperature：21.2 ℃

DASY5 Configuration:
- Probe: EX3DV4 - SN3697; ConvF(7.39, 7.39, 7.39); Calibrated: 2010-11-23
- Sensor-Surface: 4mm (Mechanical Surface Detection)
- Electronics: DAE4 Sn1210; Calibrated: 2010-11-18
- Phantom: SAM3; Type: SAM; Serial: TP-1477
- Measurement SW: DASY5, V5.2 Build 162; SEMCAD X Version 14.0 Build 57

**Ch9400/Area Scan (51x81x1):** Measurement grid: dx=15mm, dy=15mm
Maximum value of SAR (interpolated) = 1.65 mW/g

**Ch9400/Zoom Scan (5x5x7)/Cube 0:** Measurement grid: dx=8mm, dy=8mm, dz=5mm
Reference Value = 11.4 V/m; Power Drift = 0.454 dB
Peak SAR (extrapolated) = 2.5 W/kg
**SAR(1 g) = 1.52 mW/g; SAR(10 g) = 0.876 mW/g**
Maximum value of SAR (measured) = 1.66 mW/g

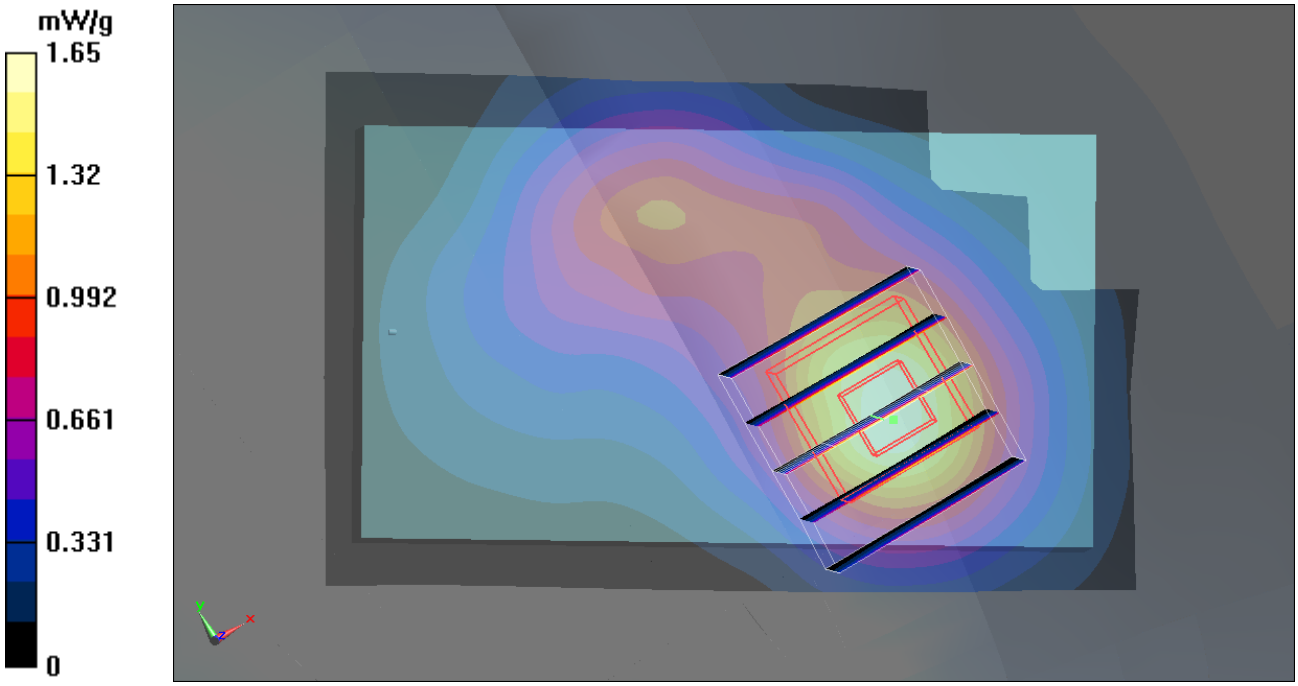
mW/g
1.65
1.32
0.992
0.661
0.331
0

**#59 WCDMA II_RMC 12.2K_Left Cheek_Ch9400_2D**

**DUT: 122803**

Communication System: UMTS; Frequency: 1880 MHz;Duty Cycle: 1:1
Medium: HSL_1900_110304 Medium parameters used: f = 1880 MHz; $\sigma$ = 1.43 mho/m; $\varepsilon_r$ = 39.8; $\rho$ = 1000 kg/m$^3$
Ambient Temperature：23.3 ℃; Liquid Temperature：21.2 ℃

DASY5 Configuration:
- Probe: EX3DV4 - SN3697; ConvF(7.39, 7.39, 7.39); Calibrated: 2010-11-23
- Sensor-Surface: 4mm (Mechanical Surface Detection)
- Electronics: DAE4 Sn1210; Calibrated: 2010-11-18
- Phantom: SAM3; Type: SAM; Serial: TP-1477
- Measurement SW: DASY5, V5.2 Build 162; SEMCAD X Version 14.0 Build 57

**Ch9400/Area Scan (51x81x1):** Measurement grid: dx=15mm, dy=15mm
Maximum value of SAR (interpolated) = 1.65 mW/g

**Ch9400/Zoom Scan (5x5x7)/Cube 0:** Measurement grid: dx=8mm, dy=8mm, dz=5mm
Reference Value = 11.4 V/m; Power Drift = 0.054 dB
Peak SAR (extrapolated) = 2.5 W/kg
**SAR(1 g) = 1.52 mW/g; SAR(10 g) = 0.876 mW/g**
Maximum value of SAR (measured) = 1.66 mW/g

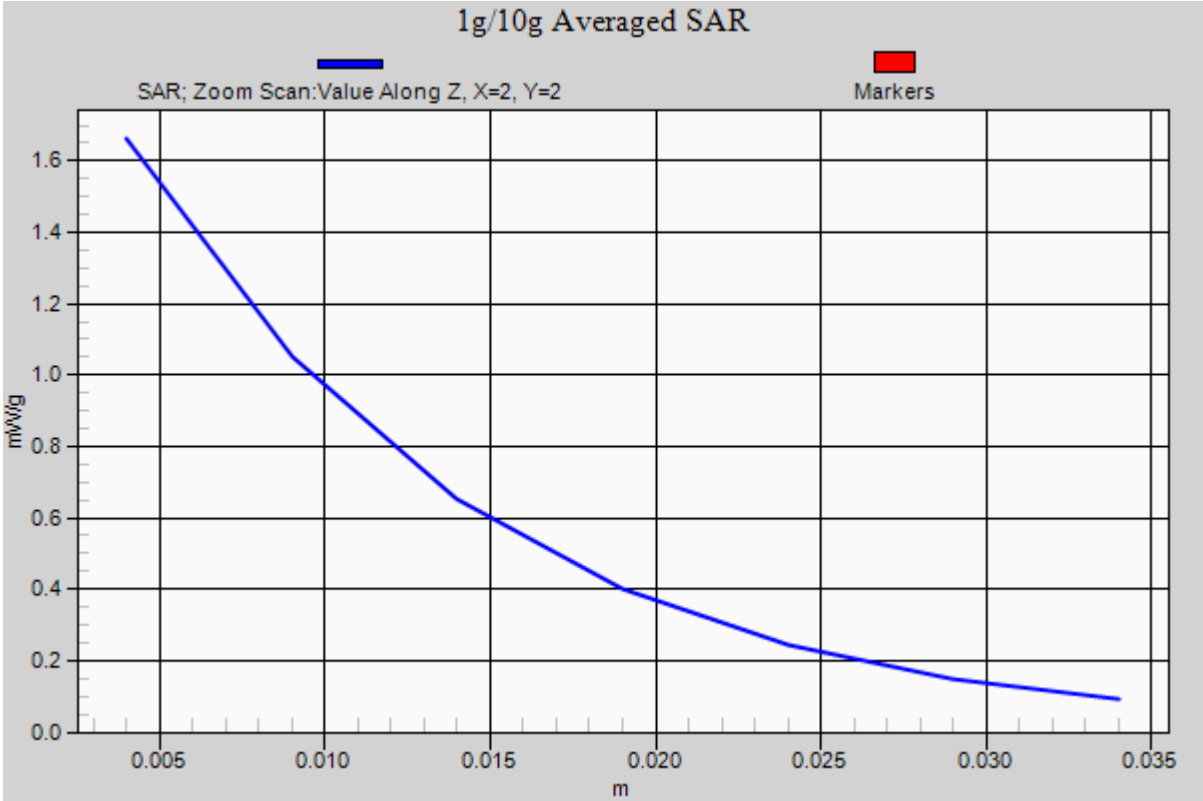
1g/10g Averaged SAR
SAR; Zoom Scan:Value Along Z, X=2, Y=2
Markers
mW/g
1.6
1.4
1.2
1.0
0.8
0.6
0.4
0.2
0.0
0.005
0.010
0.015
0.020
0.025
0.030
0.035
m

Test Laboratory: Sporton International Inc. SAR/HAC Testing Lab Date: 2011-3-4

**#60 WCDMA II_RMC 12.2K_Left Tilted_Ch9400**

**DUT: 122803**

Communication System: UMTS; Frequency: 1880 MHz;Duty Cycle: 1:1
Medium: HSL_1900_110304 Medium parameters used: f = 1880 MHz; $\sigma$ = 1.43 mho/m; $\varepsilon_r$ = 39.8; $\rho$ = 1000 kg/m$^3$
Ambient Temperature：23.3 ℃; Liquid Temperature：21.2 ℃

DASY5 Configuration:
- Probe: EX3DV4 - SN3697; ConvF(7.39, 7.39, 7.39); Calibrated: 2010-11-23
- Sensor-Surface: 4mm (Mechanical Surface Detection)
- Electronics: DAE4 Sn1210; Calibrated: 2010-11-18
- Phantom: SAM3; Type: SAM; Serial: TP-1477
- Measurement SW: DASY5, V5.2 Build 162; SEMCAD X Version 14.0 Build 57

**Ch9400/Area Scan (51x81x1):** Measurement grid: dx=15mm, dy=15mm
Maximum value of SAR (interpolated) = 0.812 mW/g

**Ch9400/Zoom Scan (5x5x7)/Cube 0:** Measurement grid: dx=8mm, dy=8mm, dz=5mm
Reference Value = 19 V/m; Power Drift = 0.047 dB
Peak SAR (extrapolated) = 1.11 W/kg
**SAR(1 g) = 0.727 mW/g; SAR(10 g) = 0.451 mW/g**
Maximum value of SAR (measured) = 0.781 mW/g

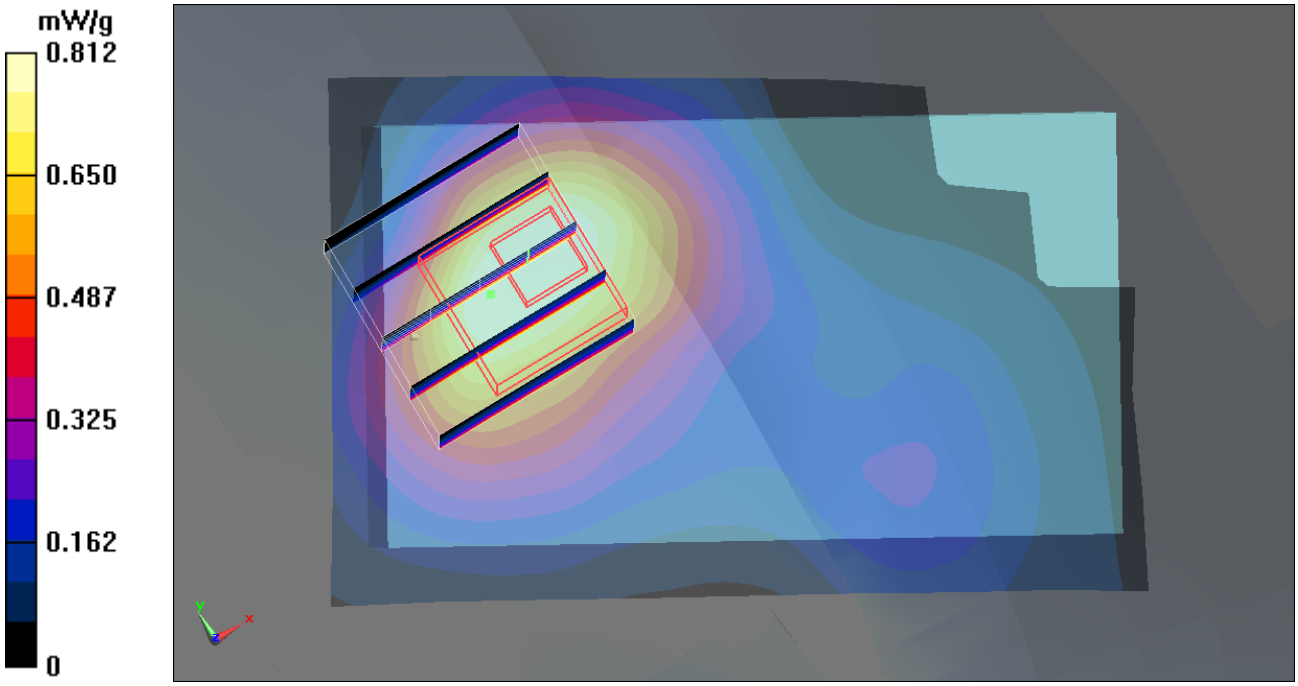
mW/g
0.812
0.650
0.487
0.325
0.162
0

**#01 GSM850_GPRS10_Rear Face_1.0cm_Ch189**

**DUT: 122803**

Communication System: GPRS/EDGE 10; Frequency: 836.4 MHz;Duty Cycle: 1:4
Medium: MSL_835_110303 Medium parameters used: f = 836.4 MHz; $\sigma$ = 0.978 mho/m; $\varepsilon_r$ = 54.4; $\rho$ = 1000 kg/m$^3$
Ambient Temperature：23.2 ℃; Liquid Temperature：21.6 ℃

DASY5 Configuration:
- Probe: EX3DV4 - SN3697; ConvF(8.65, 8.65, 8.65); Calibrated: 2010-11-23
- Sensor-Surface: 4mm (Mechanical Surface Detection)
- Electronics: DAE4 Sn1210; Calibrated: 2010-11-18
- Phantom: SAM3; Type: SAM; Serial: TP-1477
- Measurement SW: DASY5, V5.2 Build 162; SEMCAD X Version 14.0 Build 57

**Ch189/Area Scan (51x81x1):** Measurement grid: dx=15mm, dy=15mm
Maximum value of SAR (interpolated) = 0.686 mW/g

**Ch189/Zoom Scan (5x5x7)/Cube 0:** Measurement grid: dx=8mm, dy=8mm, dz=5mm
Reference Value = 12.5 V/m; Power Drift = -0.071 dB
Peak SAR (extrapolated) = 0.886 W/kg
**SAR(1 g) = 0.648 mW/g; SAR(10 g) = 0.458 mW/g**
Maximum value of SAR (measured) = 0.688 mW/g

**Ch189/Zoom Scan (5x5x7)/Cube 1:** Measurement grid: dx=8mm, dy=8mm, dz=5mm
Reference Value = 12.5 V/m; Power Drift = -0.071 dB
Peak SAR (extrapolated) = 1.23 W/kg
**SAR(1 g) = 0.595 mW/g; SAR(10 g) = 0.392 mW/g**
Maximum value of SAR (measured) = 0.641 mW/g

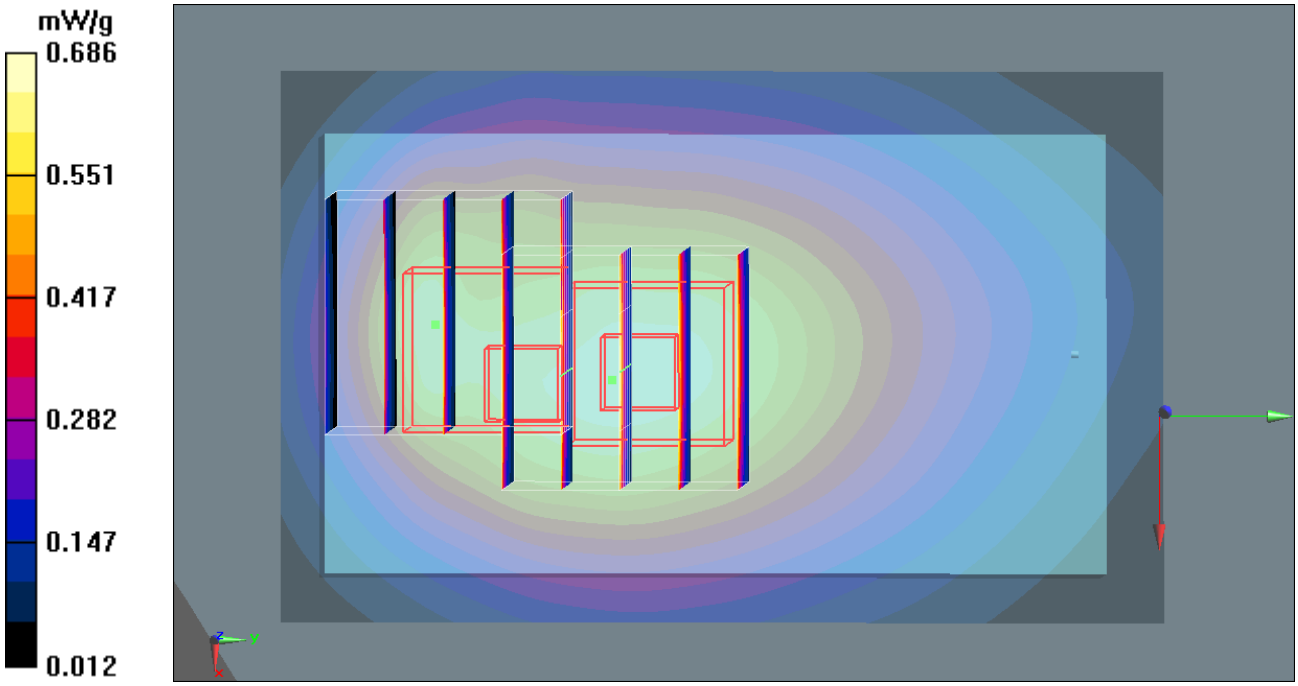
mW/g
0.686
0.551
0.417
0.282
0.147
0.012

**#01 GSM850_GPRS10_Rear Face_1.0cm_Ch189_2D**

**DUT: 122803**

Communication System: GPRS/EDGE 10; Frequency: 836.4 MHz;Duty Cycle: 1:4
Medium: MSL_835_110303 Medium parameters used: f = 836.4 MHz; $\sigma$ = 0.978 mho/m; $\varepsilon_r$ = 54.4; $\rho$ = 1000 kg/m$^3$
Ambient Temperature：23.2 ℃; Liquid Temperature：21.6 ℃

DASY5 Configuration:
- Probe: EX3DV4 - SN3697; ConvF(8.65, 8.65, 8.65); Calibrated: 2010-11-23
- Sensor-Surface: 4mm (Mechanical Surface Detection)
- Electronics: DAE4 Sn1210; Calibrated: 2010-11-18
- Phantom: SAM3; Type: SAM; Serial: TP-1477
- Measurement SW: DASY5, V5.2 Build 162; SEMCAD X Version 14.0 Build 57

**Ch189/Area Scan (51x81x1):** Measurement grid: dx=15mm, dy=15mm
Maximum value of SAR (interpolated) = 0.686 mW/g

**Ch189/Zoom Scan (5x5x7)/Cube 0:** Measurement grid: dx=8mm, dy=8mm, dz=5mm
Reference Value = 12.5 V/m; Power Drift = -0.071 dB
Peak SAR (extrapolated) = 0.886 W/kg
**SAR(1 g) = 0.648 mW/g; SAR(10 g) = 0.458 mW/g**
Maximum value of SAR (measured) = 0.688 mW/g

**Ch189/Zoom Scan (5x5x7)/Cube 1:** Measurement grid: dx=8mm, dy=8mm, dz=5mm
Reference Value = 12.5 V/m; Power Drift = -0.071 dB
Peak SAR (extrapolated) = 1.23 W/kg
**SAR(1 g) = 0.595 mW/g; SAR(10 g) = 0.392 mW/g**
Maximum value of SAR (measured) = 0.641 mW/g

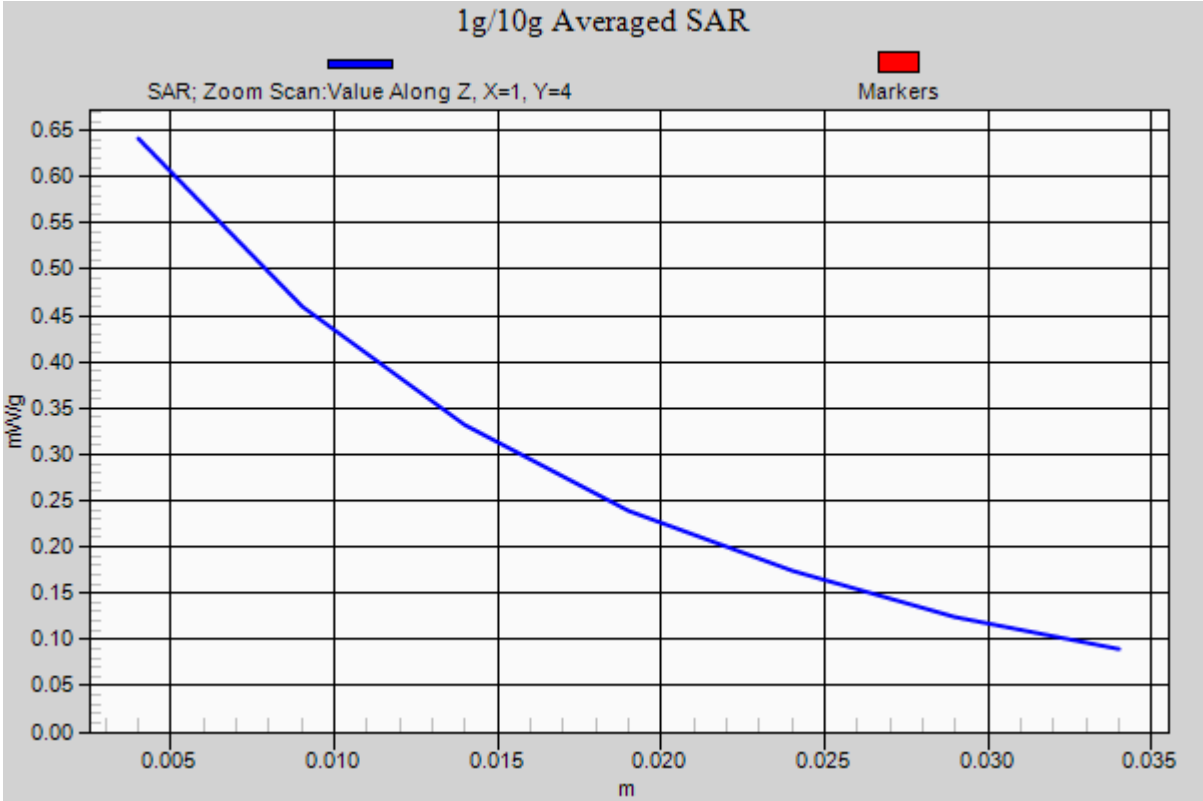
1g/10g Averaged SAR
SAR; Zoom Scan:Value Along Z, X=1, Y=4
Markers
mW/g
0.65
0.60
0.55
0.50
0.45
0.40
0.35
0.30
0.25
0.20
0.15
0.10
0.05
0.00
0.005
0.010
0.015
0.020
0.025
0.030
0.035
m

**#02 GSM850_GPRS10_Front Face_1.0cm_Ch189**

**DUT: 122803**

Communication System: GPRS/EDGE 10; Frequency: 836.4 MHz;Duty Cycle: 1:4
Medium: MSL_835_110303 Medium parameters used: f = 836.4 MHz; $\sigma$ = 0.978 mho/m; $\varepsilon_r$ = 54.4; $\rho$ = 1000 kg/m$^3$
Ambient Temperature：23.2 ℃; Liquid Temperature：21.6 ℃

DASY5 Configuration:
- Probe: EX3DV4 - SN3697; ConvF(8.65, 8.65, 8.65); Calibrated: 2010-11-23
- Sensor-Surface: 4mm (Mechanical Surface Detection)
- Electronics: DAE4 Sn1210; Calibrated: 2010-11-18
- Phantom: SAM3; Type: SAM; Serial: TP-1477
- Measurement SW: DASY5, V5.2 Build 162; SEMCAD X Version 14.0 Build 57

**Ch189/Area Scan (51x81x1):** Measurement grid: dx=15mm, dy=15mm
Maximum value of SAR (interpolated) = 0.395 mW/g

**Ch189/Zoom Scan (5x5x7)/Cube 0:** Measurement grid: dx=8mm, dy=8mm, dz=5mm
Reference Value = 7.9 V/m; Power Drift = 0.037 dB
Peak SAR (extrapolated) = 0.487 W/kg
**SAR(1 g) = 0.371 mW/g; SAR(10 g) = 0.267 mW/g**
Maximum value of SAR (measured) = 0.391 mW/g

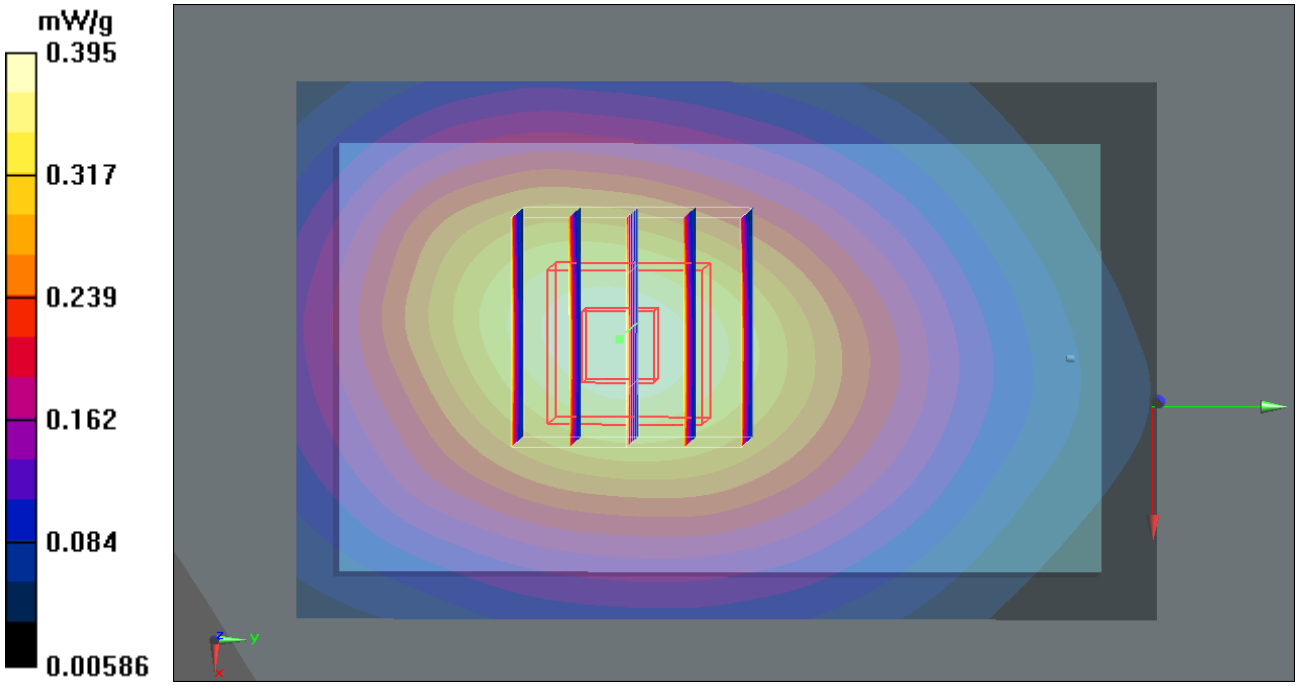
mW/g
0.395
0.317
0.239
0.162
0.084
0.00586

**#03 GSM850_GPRS10_Left Side_1.0cm_Ch189**

**DUT: 122803**

Communication System: GPRS/EDGE 10; Frequency: 836.4 MHz;Duty Cycle: 1:4
Medium: MSL_835_110303 Medium parameters used: f = 836.4 MHz; $\sigma$ = 0.978 mho/m; $\varepsilon_r$ = 54.4; $\rho$ = 1000 kg/m$^3$
Ambient Temperature：23.2 ℃; Liquid Temperature：21.6 ℃

DASY5 Configuration:
- Probe: EX3DV4 - SN3697; ConvF(8.65, 8.65, 8.65); Calibrated: 2010-11-23
- Sensor-Surface: 4mm (Mechanical Surface Detection)
- Electronics: DAE4 Sn1210; Calibrated: 2010-11-18
- Phantom: SAM3; Type: SAM; Serial: TP-1477
- Measurement SW: DASY5, V5.2 Build 162; SEMCAD X Version 14.0 Build 57

**Ch189/Area Scan (31x81x1):** Measurement grid: dx=15mm, dy=15mm
Maximum value of SAR (interpolated) = 0.275 mW/g

**Ch189/Zoom Scan (5x5x7)/Cube 0:** Measurement grid: dx=8mm, dy=8mm, dz=5mm
Reference Value = 7.29 V/m; Power Drift = 0.101 dB
Peak SAR (extrapolated) = 0.371 W/kg
**SAR(1 g) = 0.260 mW/g; SAR(10 g) = 0.179 mW/g**
Maximum value of SAR (measured) = 0.275 mW/g

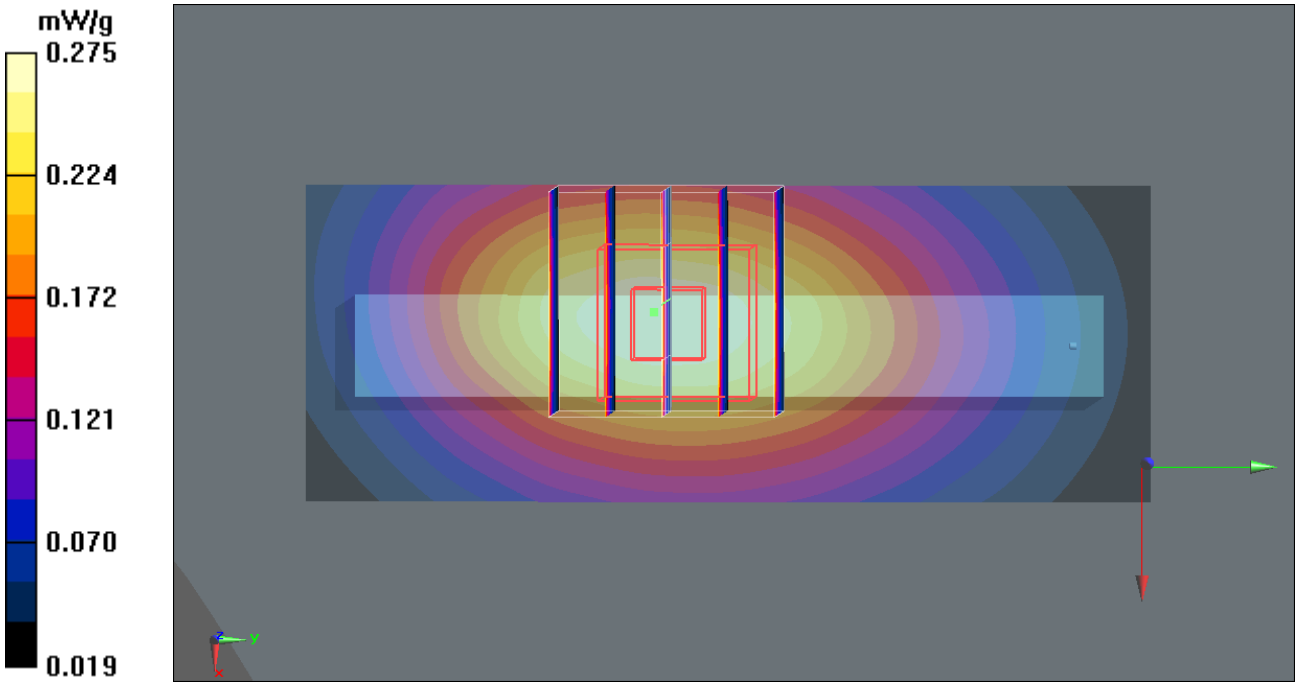
mW/g
0.275
0.224
0.172
0.121
0.070
0.019

**#04 GSM850_GPRS10_Right Side_1.0cm_Ch189**

**DUT: 122803**

Communication System: GPRS/EDGE 10; Frequency: 836.4 MHz;Duty Cycle: 1:4
Medium: MSL_835_110303 Medium parameters used: f = 836.4 MHz; $\sigma$ = 0.978 mho/m; $\varepsilon_r$ = 54.4; $\rho$ = 1000 kg/m$^3$
Ambient Temperature：23.2 ℃; Liquid Temperature：21.6 ℃

DASY5 Configuration:
- Probe: EX3DV4 - SN3697; ConvF(8.65, 8.65, 8.65); Calibrated: 2010-11-23
- Sensor-Surface: 4mm (Mechanical Surface Detection)
- Electronics: DAE4 Sn1210; Calibrated: 2010-11-18
- Phantom: SAM3; Type: SAM; Serial: TP-1477
- Measurement SW: DASY5, V5.2 Build 162; SEMCAD X Version 14.0 Build 57

**Ch189/Area Scan (31x81x1):** Measurement grid: dx=15mm, dy=15mm
Maximum value of SAR (interpolated) = 0.353 mW/g

**Ch189/Zoom Scan (5x5x7)/Cube 0:** Measurement grid: dx=8mm, dy=8mm, dz=5mm
Reference Value = 10.1 V/m; Power Drift = 0.082 dB
Peak SAR (extrapolated) = 0.464 W/kg
**SAR(1 g) = 0.335 mW/g; SAR(10 g) = 0.234 mW/g**
Maximum value of SAR (measured) = 0.356 mW/g

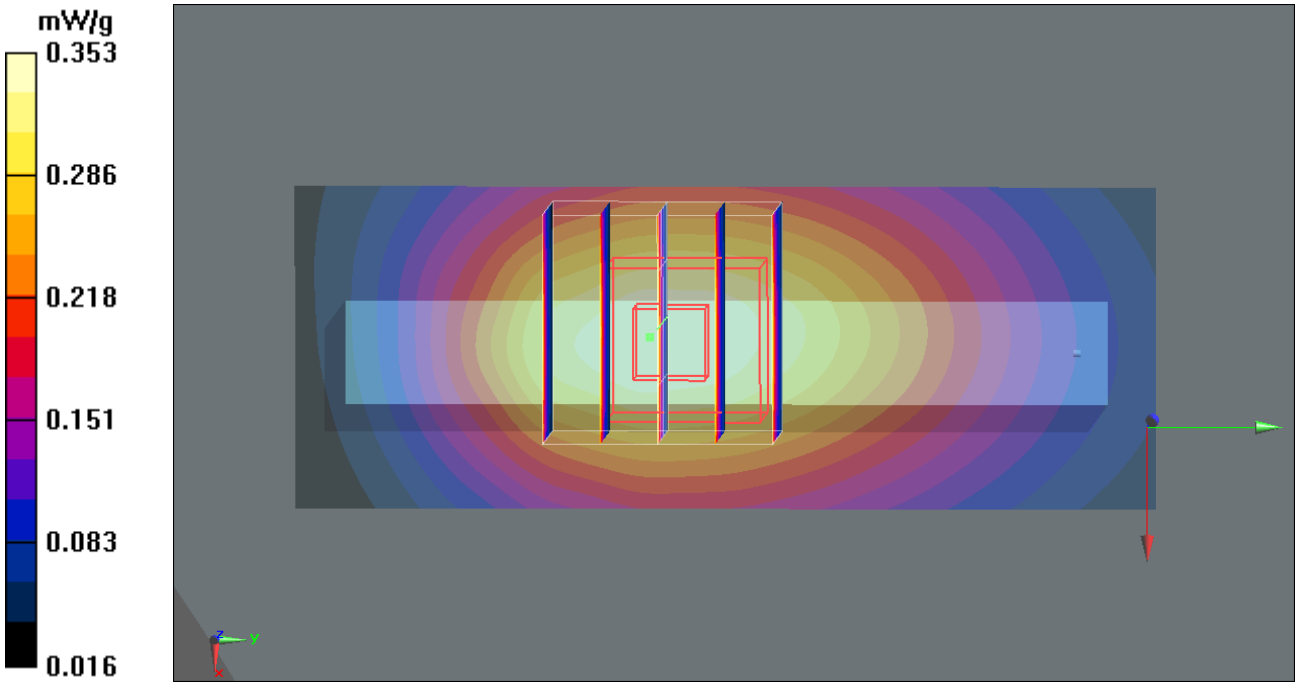
mW/g
0.353
0.286
0.218
0.151
0.083
0.016

**#06 GSM850_GPRS10_Bottom Side_1.0cm_Ch189**

**DUT: 122803**

Communication System: GPRS/EDGE 10; Frequency: 836.4 MHz;Duty Cycle: 1:4
Medium: MSL_835_110303 Medium parameters used: f = 836.4 MHz; $\sigma$ = 0.978 mho/m; $\varepsilon_r$ = 54.4; $\rho$ = 1000 kg/m$^3$
Ambient Temperature：23.2 ℃; Liquid Temperature：21.6 ℃

DASY5 Configuration:
- Probe: EX3DV4 - SN3697; ConvF(8.65, 8.65, 8.65); Calibrated: 2010-11-23
- Sensor-Surface: 4mm (Mechanical Surface Detection)
- Electronics: DAE4 Sn1210; Calibrated: 2010-11-18
- Phantom: SAM3; Type: SAM; Serial: TP-1477
- Measurement SW: DASY5, V5.2 Build 162; SEMCAD X Version 14.0 Build 57

**Ch189/Area Scan (41x51x1):** Measurement grid: dx=15mm, dy=15mm
Maximum value of SAR (interpolated) = 0.092 mW/g

**Ch189/Zoom Scan (5x5x7)/Cube 0:** Measurement grid: dx=8mm, dy=8mm, dz=5mm
Reference Value = 7.67 V/m; Power Drift = 0.064 dB
Peak SAR (extrapolated) = 0.130 W/kg
**SAR(1 g) = 0.084 mW/g; SAR(10 g) = 0.054 mW/g**.
Maximum value of SAR (measured) = 0.090 mW/g

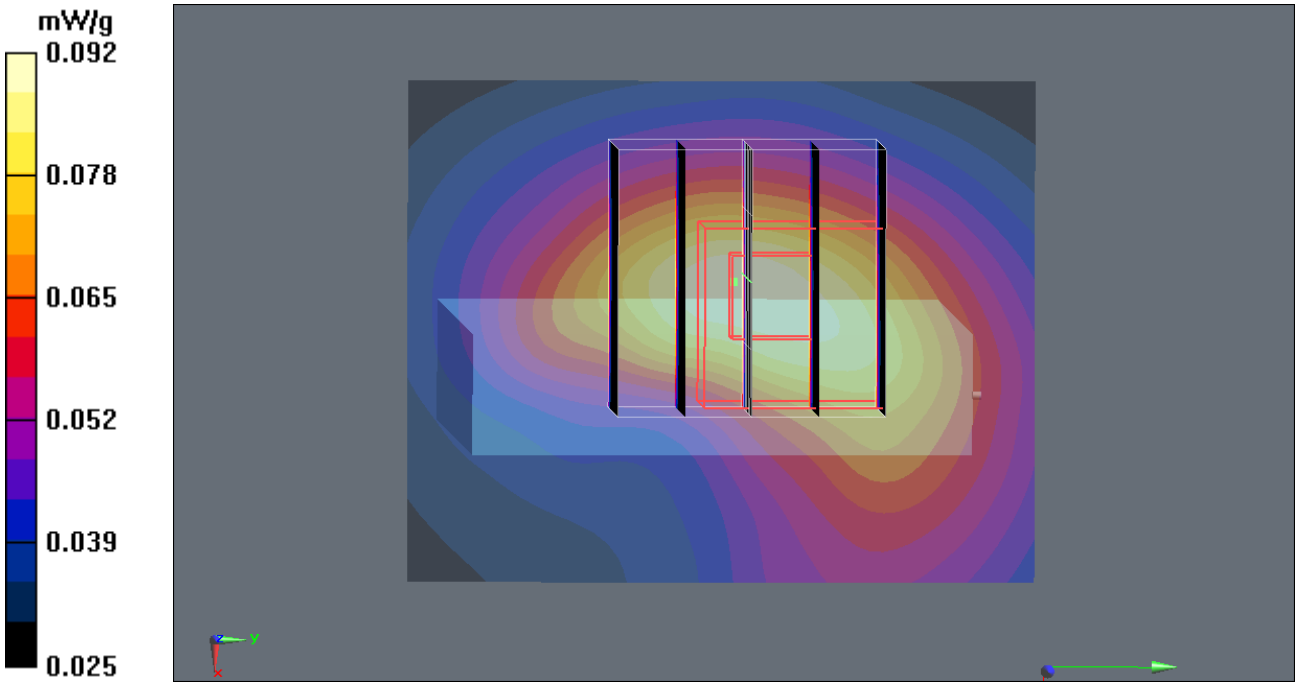
mW/g
0.092
0.078
0.065
0.052
0.039
0.025

**#34 GSM1900_GPRS10_Rear Face_1.0cm_Ch512**

**DUT: 122803**

Communication System: GPRS/EDGE 10; Frequency: 1850.2 MHz;Duty Cycle: 1:4
Medium: MSL_1900_110303 Medium parameters used: f = 1850.2 MHz; $\sigma$ = 1.46 mho/m; $\varepsilon_r$ = 54; $\rho$ = 1000 kg/m$^3$
Ambient Temperature：23.3 ℃; Liquid Temperature：21.4 ℃

DASY5 Configuration:
- Probe: EX3DV4 - SN3697; ConvF(7.26, 7.26, 7.26); Calibrated: 2010-11-23
- Sensor-Surface: 4mm (Mechanical Surface Detection)
- Electronics: DAE4 Sn1210; Calibrated: 2010-11-18
- Phantom: SAM1; Type: SAM; Serial: TP-1479
- Measurement SW: DASY5, V5.2 Build 162; SEMCAD X Version 14.0 Build 57

**Ch512/Area Scan (51x81x1):** Measurement grid: dx=15mm, dy=15mm
Maximum value of SAR (interpolated) = 1.6 mW/g

**Ch512/Zoom Scan (5x5x7)/Cube 0:** Measurement grid: dx=8mm, dy=8mm, dz=5mm
Reference Value = 12.2 V/m; Power Drift = -0.030 dB
Peak SAR (extrapolated) = 2.67 W/kg
**SAR(1 g) = 1.41 mW/g; SAR(10 g) = 0.736 mW/g**
Maximum value of SAR (measured) = 1.53 mW/g

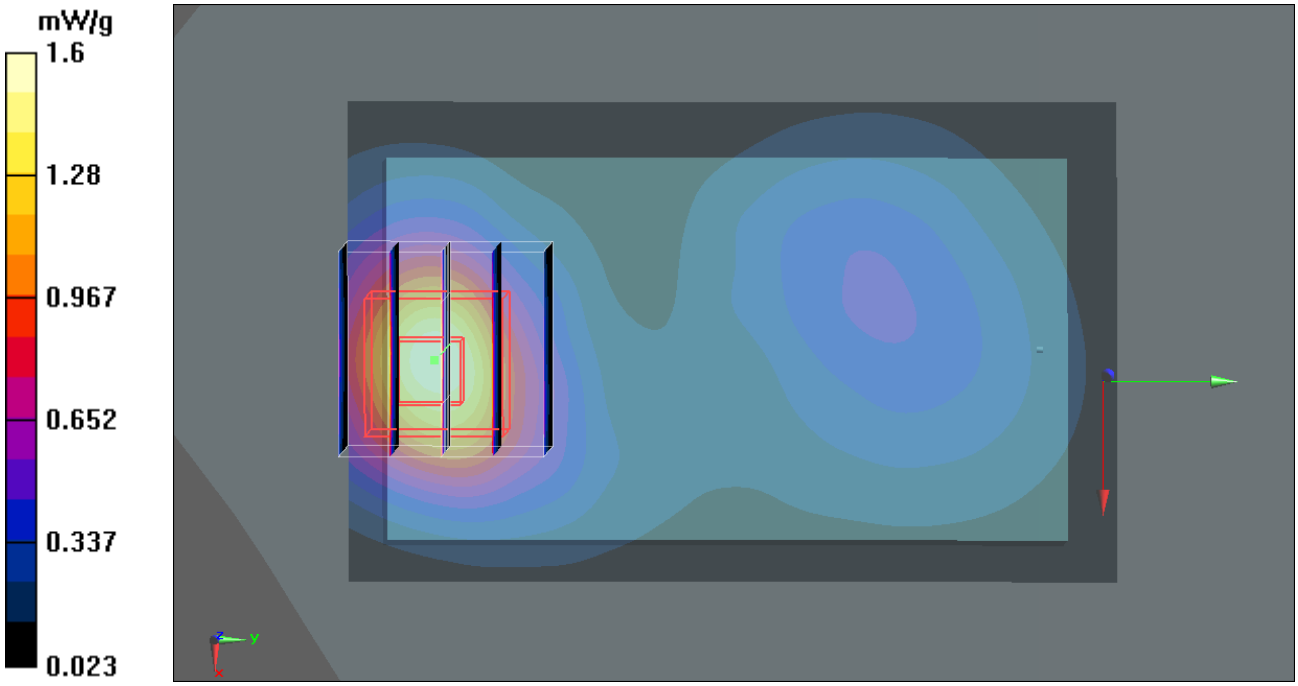
mW/g
1.6
1.28
0.967
0.652
0.337
0.023

**#34 GSM1900_GPRS10_Rear Face_1.0cm_Ch512_2D**

**DUT: 122803**

Communication System: GPRS/EDGE 10; Frequency: 1850.2 MHz;Duty Cycle: 1:4
Medium: MSL_1900_110303 Medium parameters used: f = 1850.2 MHz; $\sigma$ = 1.46 mho/m; $\varepsilon_r$ = 54; $\rho$ = 1000 kg/m$^3$
Ambient Temperature：23.3 ℃; Liquid Temperature：21.4 ℃

DASY5 Configuration:
- Probe: EX3DV4 - SN3697; ConvF(7.26, 7.26, 7.26); Calibrated: 2010-11-23
- Sensor-Surface: 4mm (Mechanical Surface Detection)
- Electronics: DAE4 Sn1210; Calibrated: 2010-11-18
- Phantom: SAM1; Type: SAM; Serial: TP-1479
- Measurement SW: DASY5, V5.2 Build 162; SEMCAD X Version 14.0 Build 57

**Ch512/Area Scan (51x81x1):** Measurement grid: dx=15mm, dy=15mm
Maximum value of SAR (interpolated) = 1.6 mW/g

**Ch512/Zoom Scan (5x5x7)/Cube 0:** Measurement grid: dx=8mm, dy=8mm, dz=5mm
Reference Value = 12.2 V/m; Power Drift = -0.030 dB
Peak SAR (extrapolated) = 2.67 W/kg
**SAR(1 g) = 1.41 mW/g; SAR(10 g) = 0.736 mW/g**
Maximum value of SAR (measured) = 1.53 mW/g

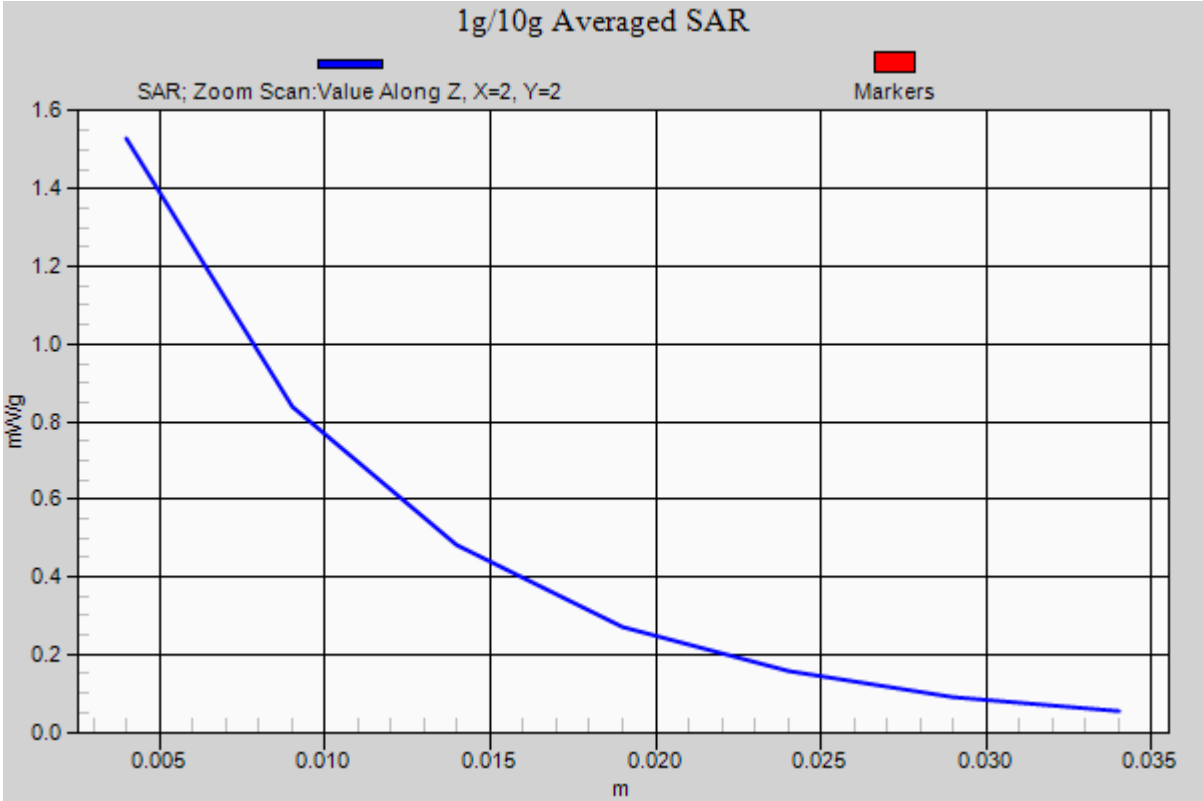
1g/10g Averaged SAR
SAR; Zoom Scan:Value Along Z, X=2, Y=2
Markers
mW/g
1.6
1.4
1.2
1.0
0.8
0.6
0.4
0.2
0.0
0.005
0.010
0.015
0.020
0.025
0.030
0.035
m

**#29 GSM1900_GPRS10_Front Face_1.0cm_Ch661**

**DUT: 122803**

Communication System: GPRS/EDGE 10; Frequency: 1880 MHz;Duty Cycle: 1:4
Medium: MSL_1900_110303 Medium parameters used: f = 1880 MHz; $\sigma$ = 1.49 mho/m; $\varepsilon_r$ = 54; $\rho$ = 1000 kg/m$^3$
Ambient Temperature：23.3 ℃; Liquid Temperature：21.4 ℃

DASY5 Configuration:
- Probe: EX3DV4 - SN3697; ConvF(7.26, 7.26, 7.26); Calibrated: 2010-11-23
- Sensor-Surface: 4mm (Mechanical Surface Detection)
- Electronics: DAE4 Sn1210; Calibrated: 2010-11-18
- Phantom: SAM1; Type: SAM; Serial: TP-1479
- Measurement SW: DASY5, V5.2 Build 162; SEMCAD X Version 14.0 Build 57

**Ch661/Area Scan (51x81x1):** Measurement grid: dx=15mm, dy=15mm
Maximum value of SAR (interpolated) = 0.535 mW/g

**Ch661/Zoom Scan (5x5x7)/Cube 0:** Measurement grid: dx=8mm, dy=8mm, dz=5mm
Reference Value = 10 V/m; Power Drift = 0.111 dB
Peak SAR (extrapolated) = 0.886 W/kg
**SAR(1 g) = 0.527 mW/g; SAR(10 g) = 0.305 mW/g**
Maximum value of SAR (measured) = 0.571 mW/g

**Ch661/Zoom Scan (5x5x7)/Cube 1:** Measurement grid: dx=8mm, dy=8mm, dz=5mm
Reference Value = 10 V/m; Power Drift = 0.111 dB
Peak SAR (extrapolated) = 0.625 W/kg
**SAR(1 g) = 0.401 mW/g; SAR(10 g) = 0.251 mW/g**
Maximum value of SAR (measured) = 0.422 mW/g

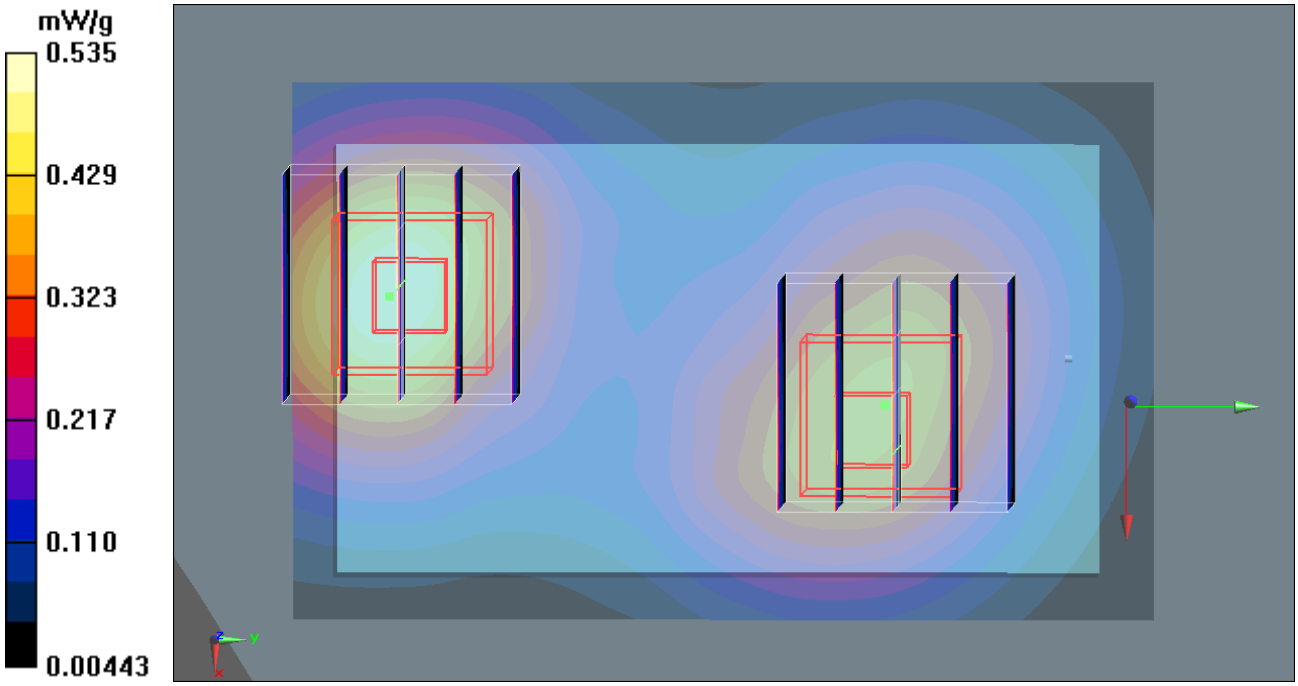
mW/g
0.535
0.429
0.323
0.217
0.110
0.00443

**#30 GSM1900_GPRS10_Left Side_1.0cm_Ch661**

**DUT: 122803**

Communication System: GPRS/EDGE 10; Frequency: 1880 MHz;Duty Cycle: 1:4
Medium: MSL_1900_110303 Medium parameters used: f = 1880 MHz; $\sigma$ = 1.49 mho/m; $\varepsilon_r$ = 54; $\rho$ = 1000 kg/m$^3$
Ambient Temperature：23.3 ℃; Liquid Temperature：21.4 ℃

DASY5 Configuration:
- Probe: EX3DV4 - SN3697; ConvF(7.26, 7.26, 7.26); Calibrated: 2010-11-23
- Sensor-Surface: 4mm (Mechanical Surface Detection)
- Electronics: DAE4 Sn1210; Calibrated: 2010-11-18
- Phantom: SAM1; Type: SAM; Serial: TP-1479
- Measurement SW: DASY5, V5.2 Build 162; SEMCAD X Version 14.0 Build 57

**Ch661/Area Scan (51x81x1):** Measurement grid: dx=15mm, dy=15mm
Maximum value of SAR (interpolated) = 0.348 mW/g

**Ch661/Zoom Scan (5x5x7)/Cube 0:** Measurement grid: dx=8mm, dy=8mm, dz=5mm
Reference Value = 8.52 V/m; Power Drift = 0.061 dB
Peak SAR (extrapolated) = 0.525 W/kg
**SAR(1 g) = 0.312 mW/g; SAR(10 g) = 0.184 mW/g**
Maximum value of SAR (measured) = 0.339 mW/g

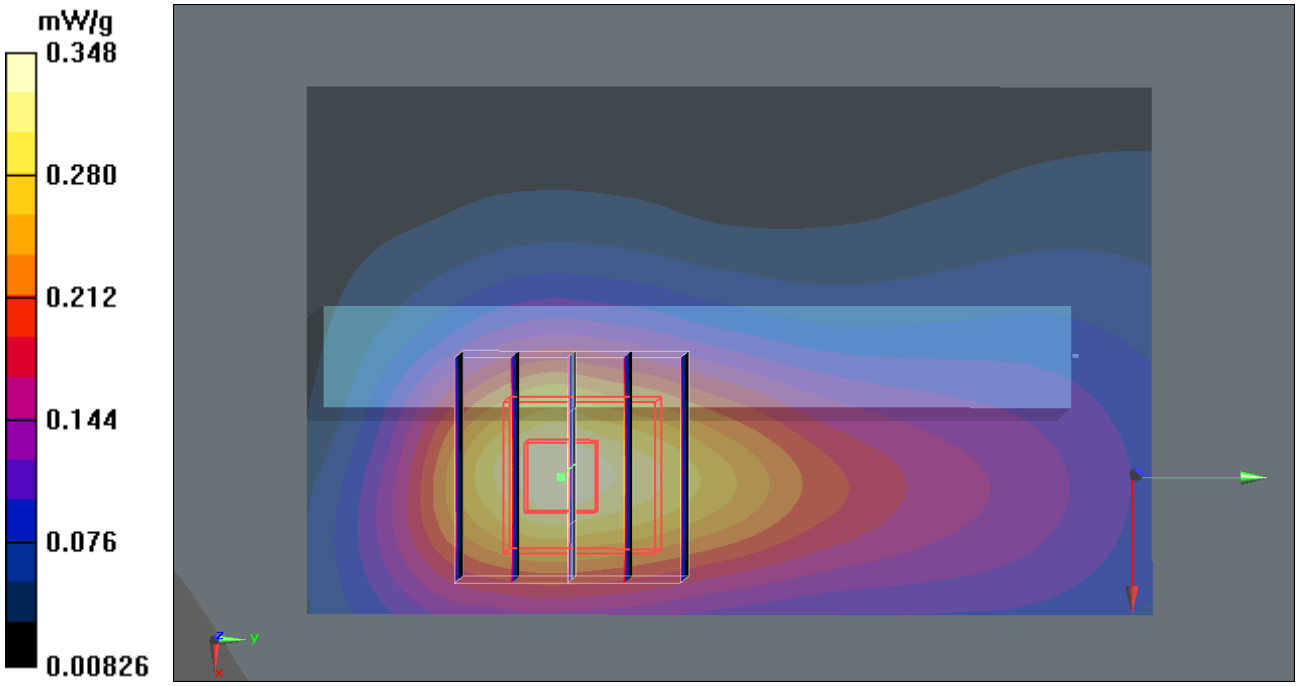
mW/g
0.348
0.280
0.212
0.144
0.076
0.00826

**#31 GSM1900_GPRS10_Right Side_1.0cm_Ch661**

**DUT: 122803**

Communication System: GPRS/EDGE 10; Frequency: 1880 MHz;Duty Cycle: 1:4
Medium: MSL_1900_110303 Medium parameters used: f = 1880 MHz; $\sigma$ = 1.49 mho/m; $\varepsilon_r$ = 54; $\rho$ = 1000 kg/m$^3$
Ambient Temperature：23.3 ℃; Liquid Temperature：21.4 ℃

DASY5 Configuration:
- Probe: EX3DV4 - SN3697; ConvF(7.26, 7.26, 7.26); Calibrated: 2010-11-23
- Sensor-Surface: 4mm (Mechanical Surface Detection)
- Electronics: DAE4 Sn1210; Calibrated: 2010-11-18
- Phantom: SAM1; Type: SAM; Serial: TP-1479
- Measurement SW: DASY5, V5.2 Build 162; SEMCAD X Version 14.0 Build 57

**Ch661/Area Scan (51x81x1):** Measurement grid: dx=15mm, dy=15mm
Maximum value of SAR (interpolated) = 0.167 mW/g

**Ch661/Zoom Scan (5x5x7)/Cube 0:** Measurement grid: dx=8mm, dy=8mm, dz=5mm
Reference Value = 2.93 V/m; Power Drift = 0.110 dB
Peak SAR (extrapolated) = 0.244 W/kg
**SAR(1 g) = 0.149 mW/g; SAR(10 g) = 0.089 mW/g**
Maximum value of SAR (measured) = 0.162 mW/g


mW/g
0.167
0.134
0.101
0.068
0.035
0.00243

**#33 GSM1900_GPRS10_Bottom Side_1.0cm_Ch661**

**DUT: 122803**

Communication System: GPRS/EDGE 10; Frequency: 1880 MHz;Duty Cycle: 1:4
Medium: MSL_1900_110303 Medium parameters used: f = 1880 MHz; $\sigma$ = 1.49 mho/m; $\varepsilon_r$ = 54; $\rho$ = 1000 kg/m$^3$
Ambient Temperature：23.3 ℃; Liquid Temperature：21.4 ℃

DASY5 Configuration:
- Probe: EX3DV4 - SN3697; ConvF(7.26, 7.26, 7.26); Calibrated: 2010-11-23
- Sensor-Surface: 4mm (Mechanical Surface Detection)
- Electronics: DAE4 Sn1210; Calibrated: 2010-11-18
- Phantom: SAM1; Type: SAM; Serial: TP-1479
- Measurement SW: DASY5, V5.2 Build 162; SEMCAD X Version 14.0 Build 57

**Ch661/Area Scan (51x71x1):** Measurement grid: dx=15mm, dy=15mm
Maximum value of SAR (interpolated) = 0.812 mW/g

**Ch661/Zoom Scan (5x5x7)/Cube 0:** Measurement grid: dx=8mm, dy=8mm, dz=5mm
Reference Value = 5.76 V/m; Power Drift = 0.081 dB
Peak SAR (extrapolated) = 1.22 W/kg
**SAR(1 g) = 0.694 mW/g; SAR(10 g) = 0.379 mW/g**
Maximum value of SAR (measured) = 0.766 mW/g

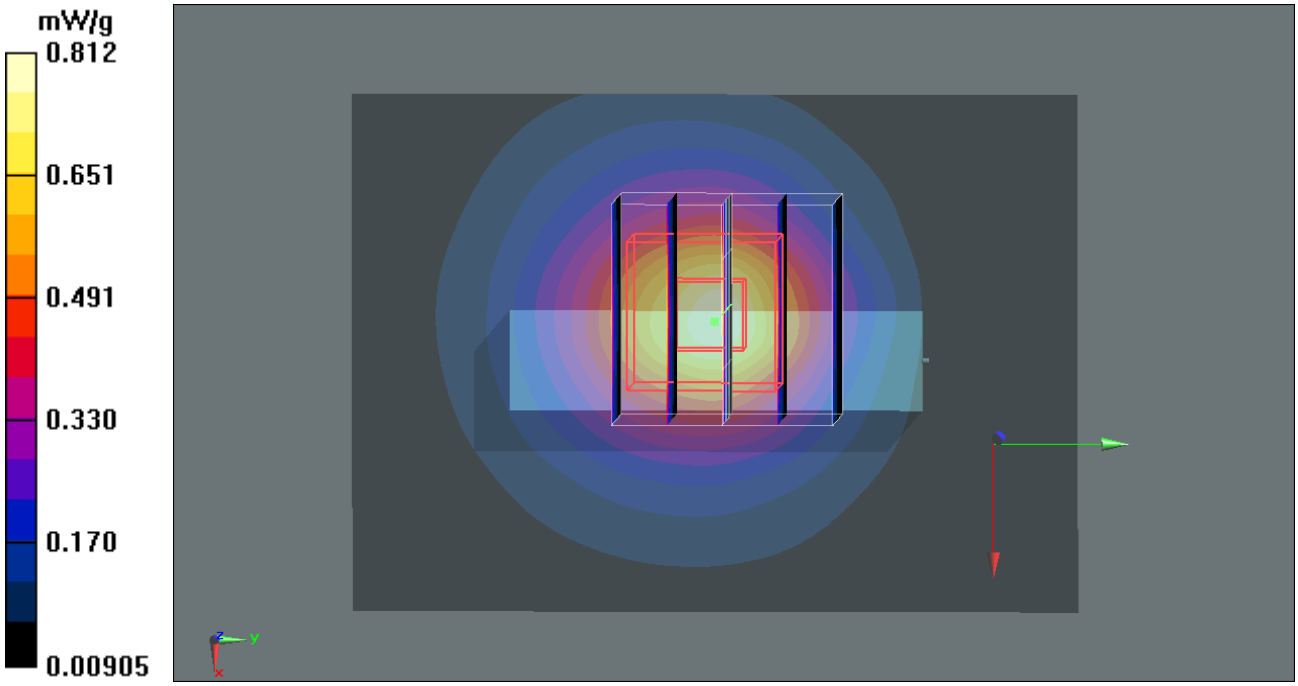
mW/g
0.812
0.651
0.491
0.330
0.170
0.00905

**#08 WCDMA V_RMC 12.2K_Rear Face_1.0cm_Ch4182**

**DUT: 122803**

Communication System: UMTS; Frequency: 836.4 MHz;Duty Cycle: 1:1
Medium: MSL_835_110303 Medium parameters used: f = 836.4 MHz; $\sigma$ = 0.978 mho/m; $\varepsilon_r$ = 54.4; $\rho$ = 1000 kg/m$^3$
Ambient Temperature：23.2 ℃; Liquid Temperature：21.6 ℃

DASY5 Configuration:
- Probe: EX3DV4 - SN3697; ConvF(8.65, 8.65, 8.65); Calibrated: 2010-11-23
- Sensor-Surface: 4mm (Mechanical Surface Detection)
- Electronics: DAE4 Sn1210; Calibrated: 2010-11-18
- Phantom: SAM3; Type: SAM; Serial: TP-1477
- Measurement SW: DASY5, V5.2 Build 162; SEMCAD X Version 14.0 Build 57

**Ch4182/Area Scan (51x81x1):** Measurement grid: dx=15mm, dy=15mm
Maximum value of SAR (interpolated) = 1.25 mW/g

**Ch4182/Zoom Scan (5x5x7)/Cube 0:** Measurement grid: dx=8mm, dy=8mm, dz=5mm
Reference Value = 11.4 V/m; Power Drift = 0.064 dB
Peak SAR (extrapolated) = 1.62 W/kg
**SAR(1 g) = 1.18 mW/g; SAR(10 g) = 0.826 mW/g**
Maximum value of SAR (measured) = 1.26 mW/g

**Ch4182/Zoom Scan (5x5x7)/Cube 1:** Measurement grid: dx=8mm, dy=8mm, dz=5mm
Reference Value = 11.4 V/m; Power Drift = 0.064 dB
Peak SAR (extrapolated) = 1.59 W/kg
**SAR(1 g) = 1.06 mW/g; SAR(10 g) = 0.705 mW/g**
Maximum value of SAR (measured) = 1.2 mW/g

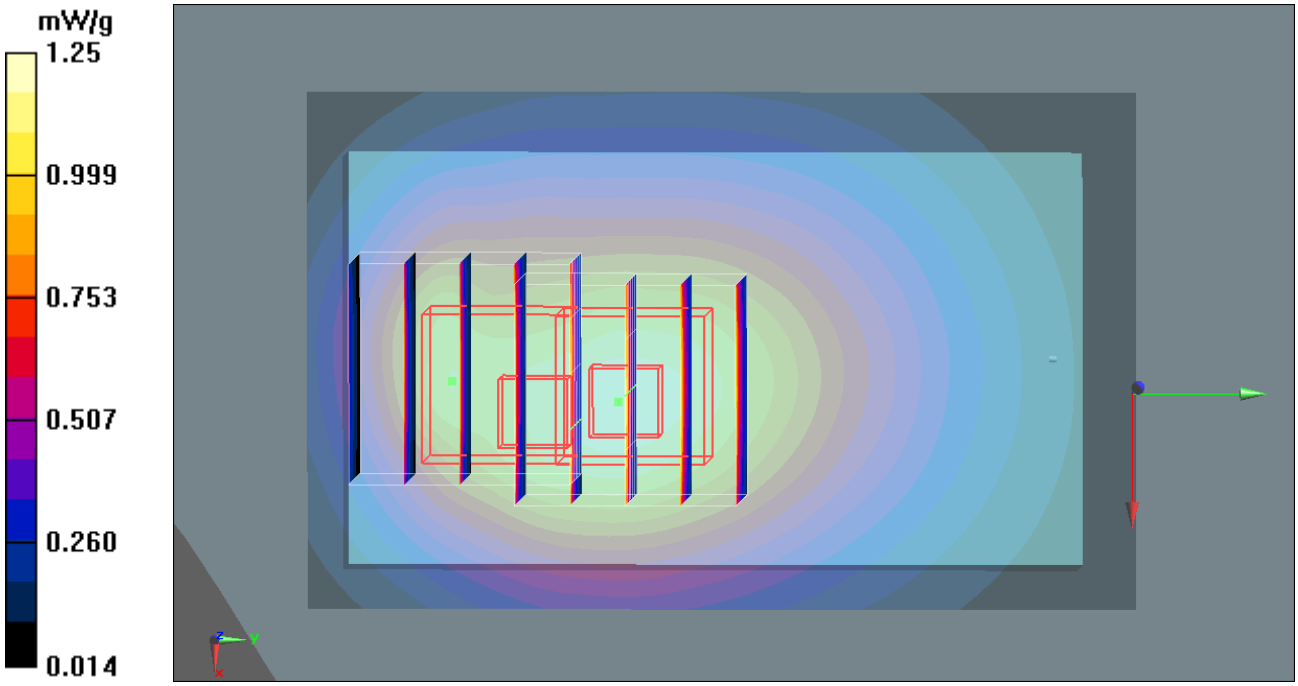
mW/g
1.25
0.999
0.753
0.507
0.260
0.014

**#08 WCDMA V_RMC 12.2K_Rear Face_1.0cm_Ch4182_2D**

**DUT: 122803**

Communication System: UMTS; Frequency: 836.4 MHz;Duty Cycle: 1:1
Medium: MSL_835_110303 Medium parameters used: f = 836.4 MHz; $\sigma$ = 0.978 mho/m; $\varepsilon_r$ = 54.4; $\rho$ = 1000 kg/m$^3$
Ambient Temperature：23.2 ℃; Liquid Temperature：21.6 ℃

DASY5 Configuration:
- Probe: EX3DV4 - SN3697; ConvF(8.65, 8.65, 8.65); Calibrated: 2010-11-23
- Sensor-Surface: 4mm (Mechanical Surface Detection)
- Electronics: DAE4 Sn1210; Calibrated: 2010-11-18
- Phantom: SAM3; Type: SAM; Serial: TP-1477
- Measurement SW: DASY5, V5.2 Build 162; SEMCAD X Version 14.0 Build 57

**Ch4182/Area Scan (51x81x1):** Measurement grid: dx=15mm, dy=15mm
Maximum value of SAR (interpolated) = 1.25 mW/g

**Ch4182/Zoom Scan (5x5x7)/Cube 0:** Measurement grid: dx=8mm, dy=8mm, dz=5mm
Reference Value = 11.4 V/m; Power Drift = 0.064 dB
Peak SAR (extrapolated) = 1.62 W/kg
**SAR(1 g) = 1.18 mW/g; SAR(10 g) = 0.826 mW/g**
Maximum value of SAR (measured) = 1.26 mW/g

**Ch4182/Zoom Scan (5x5x7)/Cube 1:** Measurement grid: dx=8mm, dy=8mm, dz=5mm
Reference Value = 11.4 V/m; Power Drift = 0.064 dB
Peak SAR (extrapolated) = 1.59 W/kg
**SAR(1 g) = 1.06 mW/g; SAR(10 g) = 0.705 mW/g**
Maximum value of SAR (measured) = 1.2 mW/g

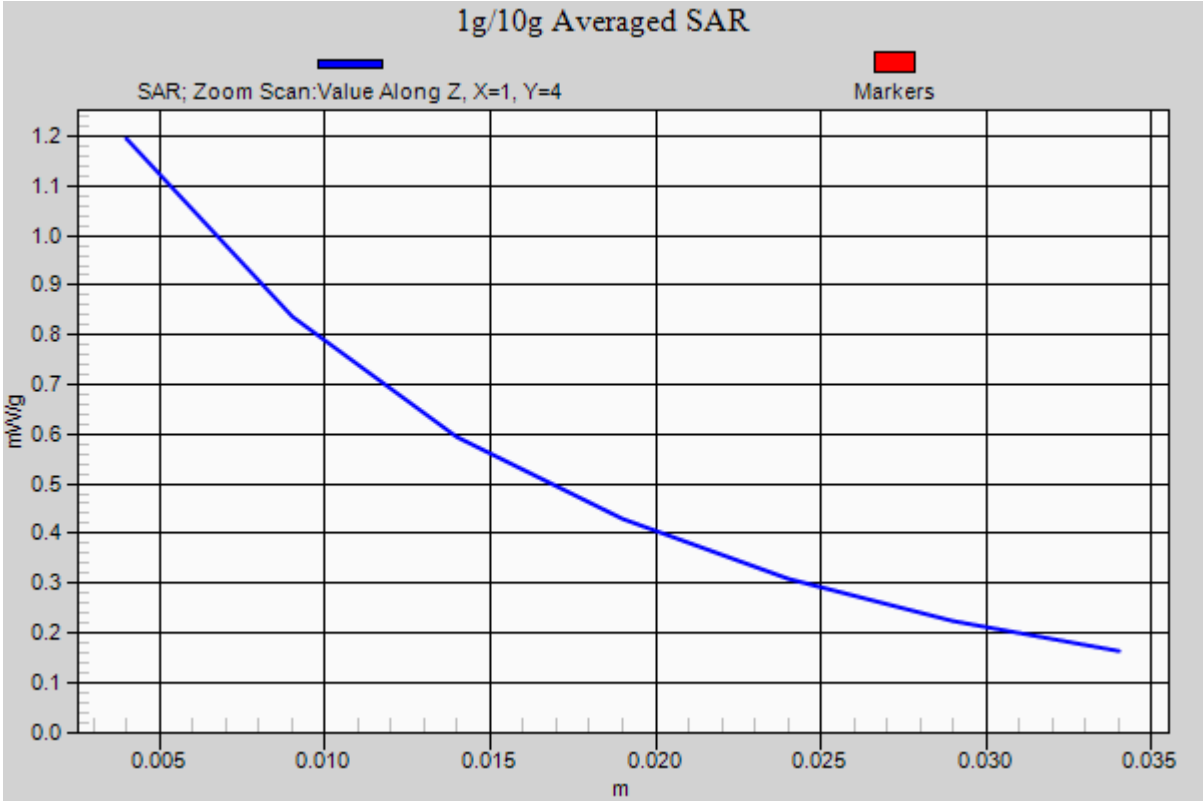
1g/10g Averaged SAR
SAR; Zoom Scan:Value Along Z, X=1, Y=4
Markers
mW/g
1.2
1.1
1.0
0.9
0.8
0.7
0.6
0.5
0.4
0.3
0.2
0.1
0.0
0.005
0.010
0.015
0.020
0.025
0.030
0.035
m

**#09 WCDMA V_RMC 12.2K_Front Face_1.0cm_Ch4182**

**DUT: 122803**

Communication System: UMTS; Frequency: 836.4 MHz;Duty Cycle: 1:1
Medium: MSL_835_110303 Medium parameters used: f = 836.4 MHz; $\sigma$ = 0.978 mho/m; $\varepsilon_r$ = 54.4; $\rho$ = 1000 kg/m$^3$
Ambient Temperature：23.2 ℃; Liquid Temperature：21.6 ℃

DASY5 Configuration:
- Probe: EX3DV4 - SN3697; ConvF(8.65, 8.65, 8.65); Calibrated: 2010-11-23
- Sensor-Surface: 4mm (Mechanical Surface Detection)
- Electronics: DAE4 Sn1210; Calibrated: 2010-11-18
- Phantom: SAM3; Type: SAM; Serial: TP-1477
- Measurement SW: DASY5, V5.2 Build 162; SEMCAD X Version 14.0 Build 57

**Ch4182/Area Scan (51x81x1):** Measurement grid: dx=15mm, dy=15mm
Maximum value of SAR (interpolated) = 0.714 mW/g

**Ch4182/Zoom Scan (5x5x7)/Cube 0:** Measurement grid: dx=8mm, dy=8mm, dz=5mm
Reference Value = 8.88 V/m; Power Drift = 0.130 dB
Peak SAR (extrapolated) = 0.903 W/kg
**SAR(1 g) = 0.686 mW/g; SAR(10 g) = 0.493 mW/g**
Maximum value of SAR (measured) = 0.728 mW/g


mW/g
0.714
0.573
0.431
0.290
0.149
0.00794

**#10 WCDMA V_RMC 12.2K_Left Side_1.0cm_Ch4182**

**DUT: 122803**

Communication System: UMTS; Frequency: 836.4 MHz;Duty Cycle: 1:1
Medium: MSL_835_110303 Medium parameters used: f = 836.4 MHz; $\sigma$ = 0.978 mho/m; $\varepsilon_r$ = 54.4; $\rho$ = 1000 kg/m$^3$
Ambient Temperature：23.2 ℃; Liquid Temperature：21.6 ℃

DASY5 Configuration:
- Probe: EX3DV4 - SN3697; ConvF(8.65, 8.65, 8.65); Calibrated: 2010-11-23
- Sensor-Surface: 4mm (Mechanical Surface Detection)
- Electronics: DAE4 Sn1210; Calibrated: 2010-11-18
- Phantom: SAM3; Type: SAM; Serial: TP-1477
- Measurement SW: DASY5, V5.2 Build 162; SEMCAD X Version 14.0 Build 57

**Ch4182/Area Scan (31x81x1):** Measurement grid: dx=15mm, dy=15mm
Maximum value of SAR (interpolated) = 0.503 mW/g

**Ch4182/Zoom Scan (5x5x7)/Cube 0:** Measurement grid: dx=8mm, dy=8mm, dz=5mm
Reference Value = 10.2 V/m; Power Drift = 0.134 dB
Peak SAR (extrapolated) = 0.671 W/kg
**SAR(1 g) = 0.475 mW/g; SAR(10 g) = 0.327 mW/g**
Maximum value of SAR (measured) = 0.506 mW/g

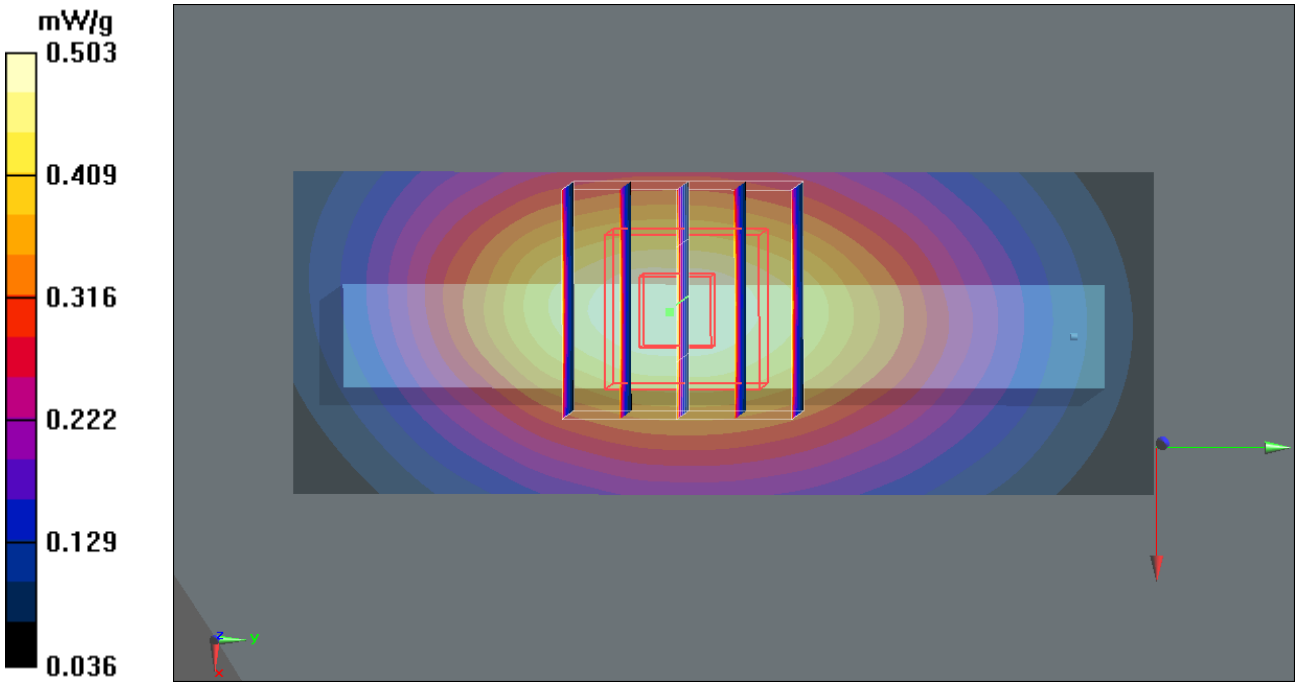
mW/g
0.503
0.409
0.316
0.222
0.129
0.036

**#11 WCDMA V_RMC 12.2K_Right Side_1.0cm_Ch4182**

**DUT: 122803**

Communication System: UMTS; Frequency: 836.4 MHz;Duty Cycle: 1:1
Medium: MSL_835_110303 Medium parameters used: f = 836.4 MHz; $\sigma$ = 0.978 mho/m; $\varepsilon_r$ = 54.4; $\rho$ = 1000 kg/m$^3$
Ambient Temperature：23.2 ℃; Liquid Temperature：21.6 ℃

DASY5 Configuration:
- Probe: EX3DV4 - SN3697; ConvF(8.65, 8.65, 8.65); Calibrated: 2010-11-23
- Sensor-Surface: 4mm (Mechanical Surface Detection)
- Electronics: DAE4 Sn1210; Calibrated: 2010-11-18
- Phantom: SAM3; Type: SAM; Serial: TP-1477
- Measurement SW: DASY5, V5.2 Build 162; SEMCAD X Version 14.0 Build 57

**Ch4182/Area Scan (31x81x1):** Measurement grid: dx=15mm, dy=15mm
Maximum value of SAR (interpolated) = 0.627 mW/g

**Ch4182/Zoom Scan (5x5x7)/Cube 0:** Measurement grid: dx=8mm, dy=8mm, dz=5mm
Reference Value = 10.8 V/m; Power Drift = 0.049 dB
Peak SAR (extrapolated) = 0.846 W/kg
**SAR(1 g) = 0.611 mW/g; SAR(10 g) = 0.426 mW/g**
Maximum value of SAR (measured) = 0.651 mW/g

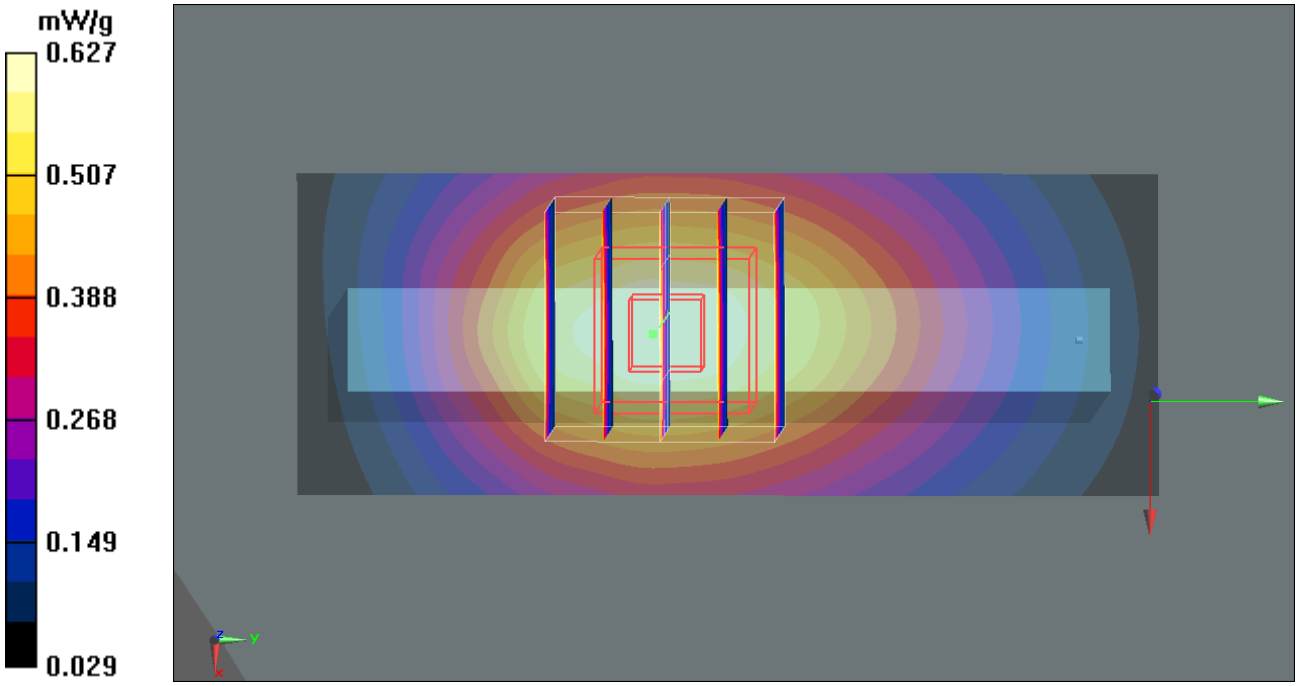
mW/g
0.627
0.507
0.388
0.268
0.149
0.029

**#13 WCDMA V_RMC 12.2K_Bottom Side_1.0cm_Ch4182**

**DUT: 122803**

Communication System: UMTS; Frequency: 836.4 MHz;Duty Cycle: 1:1
Medium: MSL_835_110303 Medium parameters used: f = 836.4 MHz; $\sigma$ = 0.978 mho/m; $\varepsilon_r$ = 54.4; $\rho$ = 1000 kg/m$^3$
Ambient Temperature：23.2 ℃; Liquid Temperature：21.6 ℃

DASY5 Configuration:
- Probe: EX3DV4 - SN3697; ConvF(8.65, 8.65, 8.65); Calibrated: 2010-11-23
- Sensor-Surface: 4mm (Mechanical Surface Detection)
- Electronics: DAE4 Sn1210; Calibrated: 2010-11-18
- Phantom: SAM3; Type: SAM; Serial: TP-1477
- Measurement SW: DASY5, V5.2 Build 162; SEMCAD X Version 14.0 Build 57

**Ch4182/Area Scan (51x61x1):** Measurement grid: dx=15mm, dy=15mm
Maximum value of SAR (interpolated) = 0.104 mW/g

**Ch4182/Zoom Scan (5x5x7)/Cube 0:** Measurement grid: dx=8mm, dy=8mm, dz=5mm
Reference Value = 7.32 V/m; Power Drift = 0.062 dB
Peak SAR (extrapolated) = 0.148 W/kg
**SAR(1 g) = 0.095 mW/g; SAR(10 g) = 0.062 mW/g**
Maximum value of SAR (measured) = 0.102 mW/g

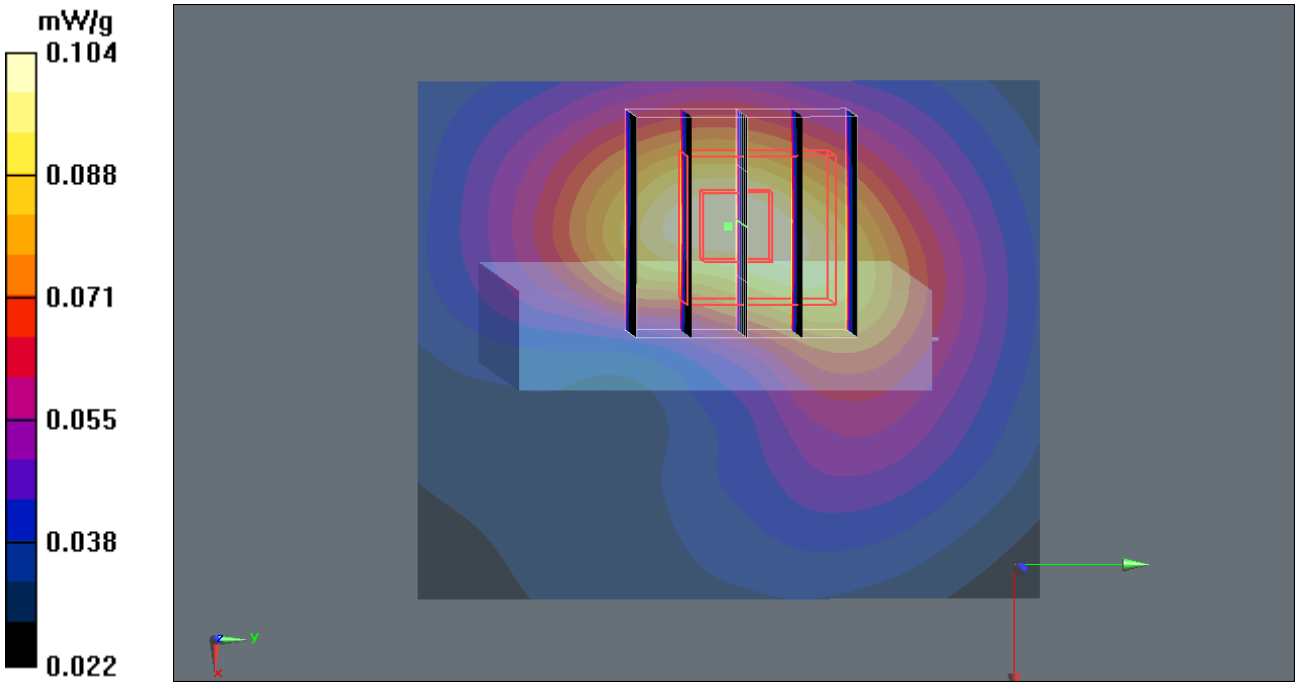
mW/g
0.104
0.088
0.071
0.055
0.038
0.022

**#17 WCDMA II_RMC 12.2K_Rear Face_1.0cm_Ch9400**

**DUT: 122803**

Communication System: UMTS; Frequency: 1880 MHz;Duty Cycle: 1:1
Medium: MSL_1900_110303 Medium parameters used: f = 1880 MHz; $\sigma$ = 1.49 mho/m; $\varepsilon_r$ = 54; $\rho$ = 1000 kg/m$^3$
Ambient Temperature：23.3 ℃; Liquid Temperature：21.4 ℃

DASY5 Configuration:
- Probe: EX3DV4 - SN3697; ConvF(7.26, 7.26, 7.26); Calibrated: 2010-11-23
- Sensor-Surface: 4mm (Mechanical Surface Detection)
- Electronics: DAE4 Sn1210; Calibrated: 2010-11-18
- Phantom: SAM1; Type: SAM; Serial: TP-1479
- Measurement SW: DASY5, V5.2 Build 162; SEMCAD X Version 14.0 Build 57

**Ch9400/Area Scan (51x81x1):** Measurement grid: dx=15mm, dy=15mm
Maximum value of SAR (interpolated) = 0.558 mW/g

**Ch9400/Zoom Scan (5x5x7)/Cube 0:** Measurement grid: dx=8mm, dy=8mm, dz=5mm
Reference Value = 7.87 V/m; Power Drift = 0.094 dB
Peak SAR (extrapolated) = 0.878 W/kg
**SAR(1 g) = 0.466 mW/g; SAR(10 g) = 0.244 mW/g**
Maximum value of SAR (measured) = 0.511 mW/g

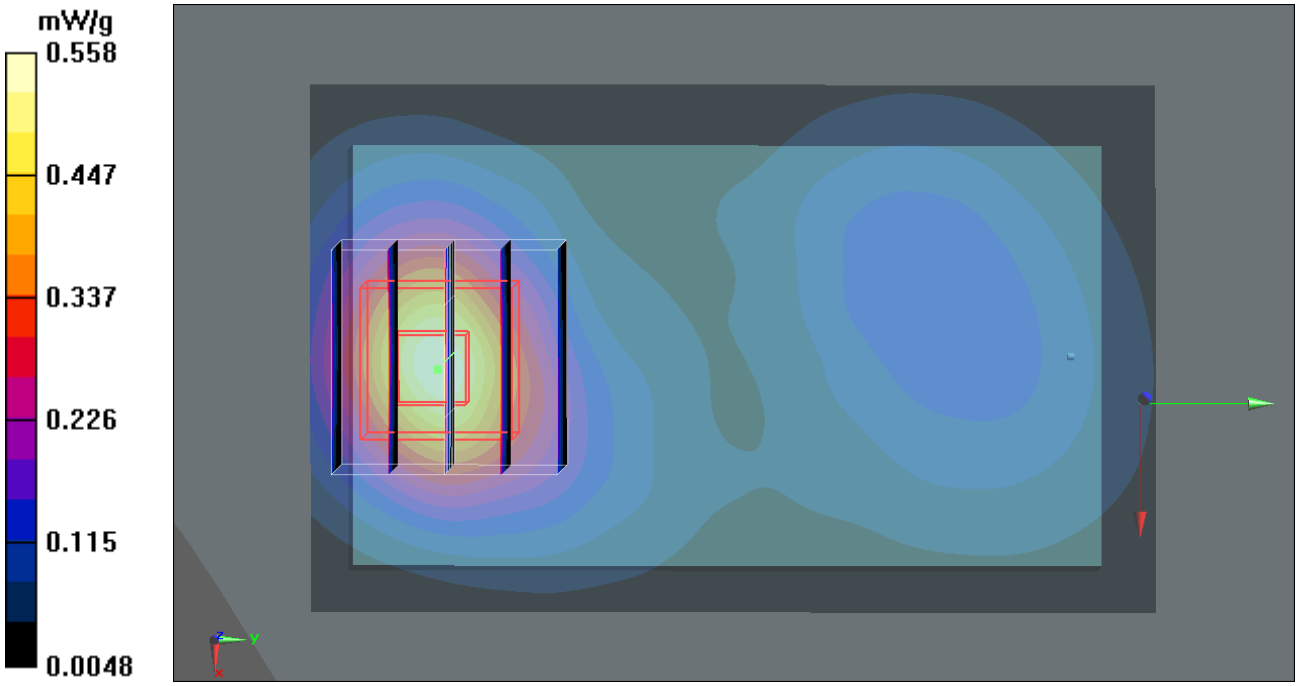
mW/g
0.558
0.447
0.337
0.226
0.115
0.0048

**#18 WCDMA II_RMC 12.2K_Front Face_1.0cm_Ch9400**

**DUT: 122803**

Communication System: UMTS; Frequency: 1880 MHz;Duty Cycle: 1:1
Medium: MSL_1900_110303 Medium parameters used: f = 1880 MHz; $\sigma$ = 1.49 mho/m; $\varepsilon_r$ = 54; $\rho$ = 1000 kg/m$^3$
Ambient Temperature：23.3 ℃; Liquid Temperature：21.4 ℃

DASY5 Configuration:
- Probe: EX3DV4 - SN3697; ConvF(7.26, 7.26, 7.26); Calibrated: 2010-11-23
- Sensor-Surface: 4mm (Mechanical Surface Detection)
- Electronics: DAE4 Sn1210; Calibrated: 2010-11-18
- Phantom: SAM1; Type: SAM; Serial: TP-1479
- Measurement SW: DASY5, V5.2 Build 162; SEMCAD X Version 14.0 Build 57

**Ch9400/Area Scan (51x81x1):** Measurement grid: dx=15mm, dy=15mm
Maximum value of SAR (interpolated) = 0.896 mW/g

**Ch9400/Zoom Scan (5x5x7)/Cube 0:** Measurement grid: dx=8mm, dy=8mm, dz=5mm
Reference Value = 13.5 V/m; Power Drift = 0.106 dB
Peak SAR (extrapolated) = 1.41 W/kg
**SAR(1 g) = 0.826 mW/g; SAR(10 g) = 0.478 mW/g**
Maximum value of SAR (measured) = 0.893 mW/g

**Ch9400/Zoom Scan (5x5x7)/Cube 1:** Measurement grid: dx=8mm, dy=8mm, dz=5mm
Reference Value = 13.5 V/m; Power Drift = 0.106 dB
Peak SAR (extrapolated) = 1.06 W/kg
**SAR(1 g) = 0.678 mW/g; SAR(10 g) = 0.422 mW/g**
Maximum value of SAR (measured) = 0.713 mW/g

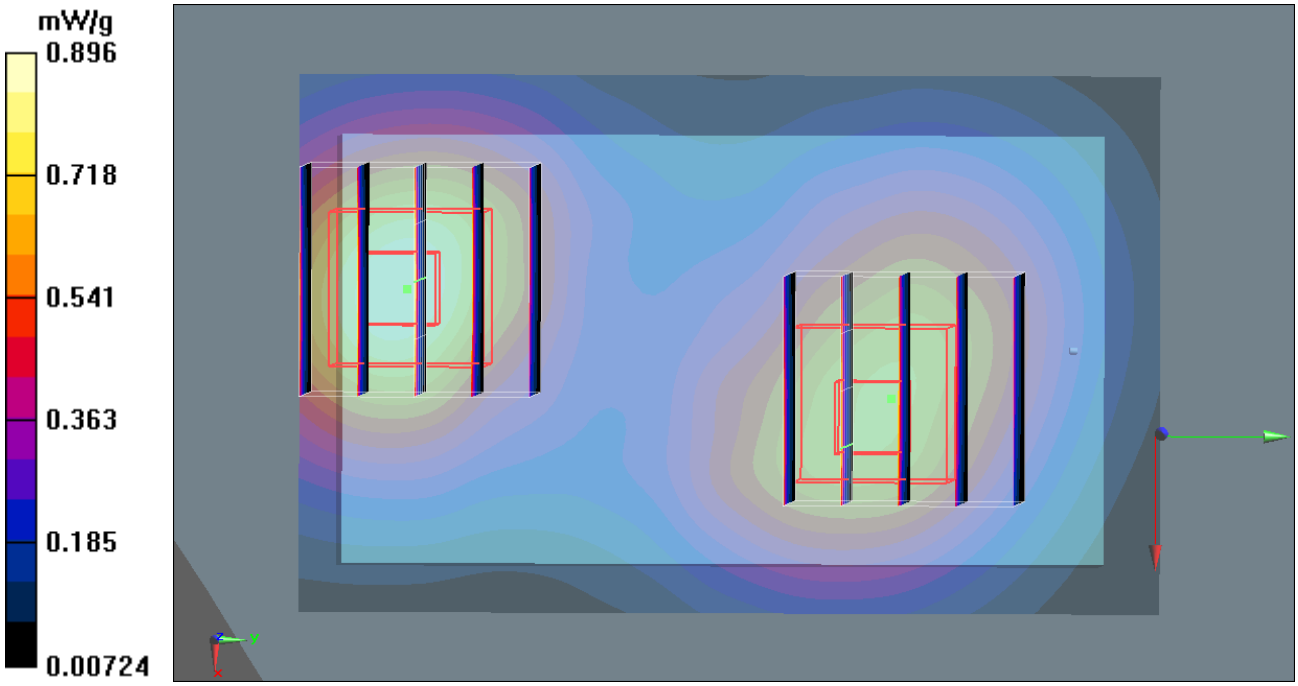
mW/g
0.896
0.718
0.541
0.363
0.185
0.00724

**#19 WCDMA II_RMC 12.2K_Left Side_1.0cm_Ch9400**

**DUT: 122803**

Communication System: UMTS; Frequency: 1880 MHz;Duty Cycle: 1:1
Medium: MSL_1900_110303 Medium parameters used: f = 1880 MHz; $\sigma$ = 1.49 mho/m; $\varepsilon_r$ = 54; $\rho$ = 1000 kg/m$^3$
Ambient Temperature：23.3 ℃; Liquid Temperature：21.4 ℃

DASY5 Configuration:
- Probe: EX3DV4 - SN3697; ConvF(7.26, 7.26, 7.26); Calibrated: 2010-11-23
- Sensor-Surface: 4mm (Mechanical Surface Detection)
- Electronics: DAE4 Sn1210; Calibrated: 2010-11-18
- Phantom: SAM1; Type: SAM; Serial: TP-1479
- Measurement SW: DASY5, V5.2 Build 162; SEMCAD X Version 14.0 Build 57

**Ch9400/Area Scan (51x81x1):** Measurement grid: dx=15mm, dy=15mm
Maximum value of SAR (interpolated) = 0.270 mW/g

**Ch9400/Zoom Scan (5x5x7)/Cube 0:** Measurement grid: dx=8mm, dy=8mm, dz=5mm
Reference Value = 7.56 V/m; Power Drift = 0.025 dB
Peak SAR (extrapolated) = 0.389 W/kg
**SAR(1 g) = 0.233 mW/g; SAR(10 g) = 0.139 mW/g**
Maximum value of SAR (measured) = 0.251 mW/g

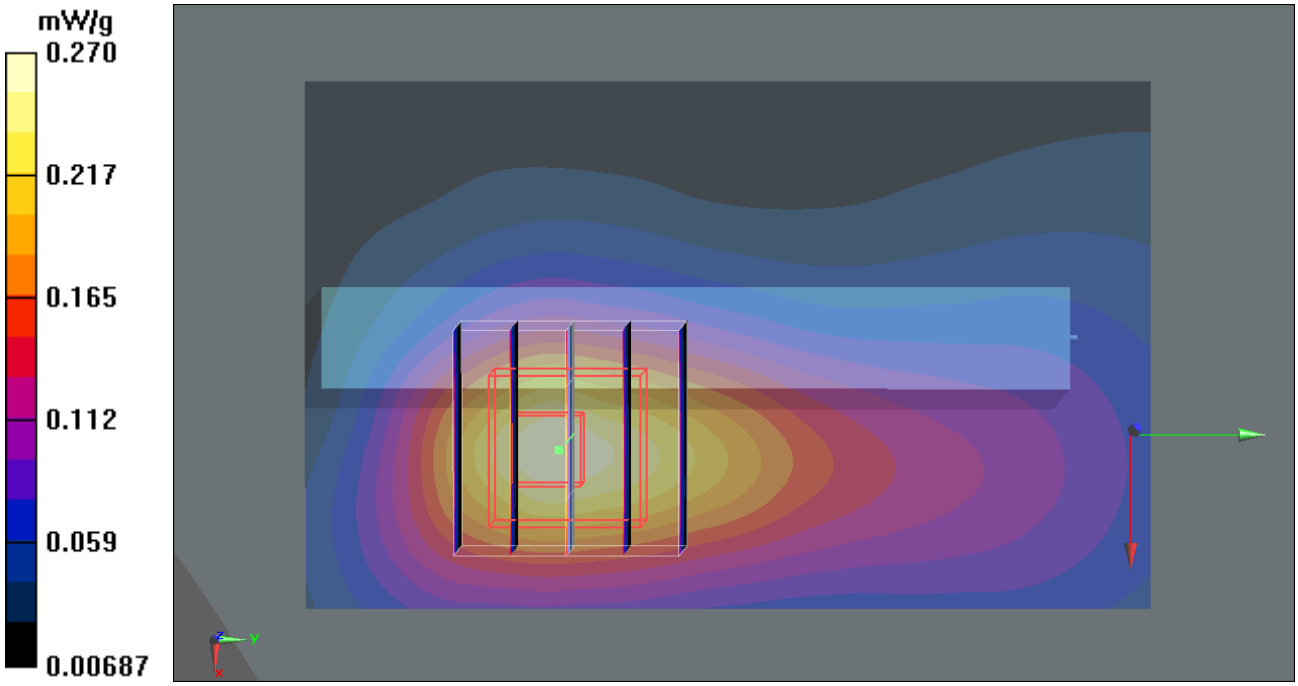
mW/g
0.270
0.217
0.165
0.112
0.059
0.00687

**#20 WCDMA II_RMC 12.2K_Right Side_1.0cm_Ch9400**

**DUT: 122803**

Communication System: UMTS; Frequency: 1880 MHz;Duty Cycle: 1:1
Medium: MSL_1900_110303 Medium parameters used: f = 1880 MHz; $\sigma$ = 1.49 mho/m; $\varepsilon_r$ = 54; $\rho$ = 1000 kg/m$^3$
Ambient Temperature：23.3 ℃; Liquid Temperature：21.4 ℃

DASY5 Configuration:
- Probe: EX3DV4 - SN3697; ConvF(7.26, 7.26, 7.26); Calibrated: 2010-11-23
- Sensor-Surface: 4mm (Mechanical Surface Detection)
- Electronics: DAE4 Sn1210; Calibrated: 2010-11-18
- Phantom: SAM1; Type: SAM; Serial: TP-1479
- Measurement SW: DASY5, V5.2 Build 162; SEMCAD X Version 14.0 Build 57

**Ch9400/Area Scan (51x81x1):** Measurement grid: dx=15mm, dy=15mm
Maximum value of SAR (interpolated) = 0.171 mW/g

**Ch9400/Zoom Scan (5x5x7)/Cube 0:** Measurement grid: dx=8mm, dy=8mm, dz=5mm
Reference Value = 2.85 V/m; Power Drift = 0.116 dB
Peak SAR (extrapolated) = 0.250 W/kg
**SAR(1 g) = 0.150 mW/g; SAR(10 g) = 0.089 mW/g**
Maximum value of SAR (measured) = 0.162 mW/g

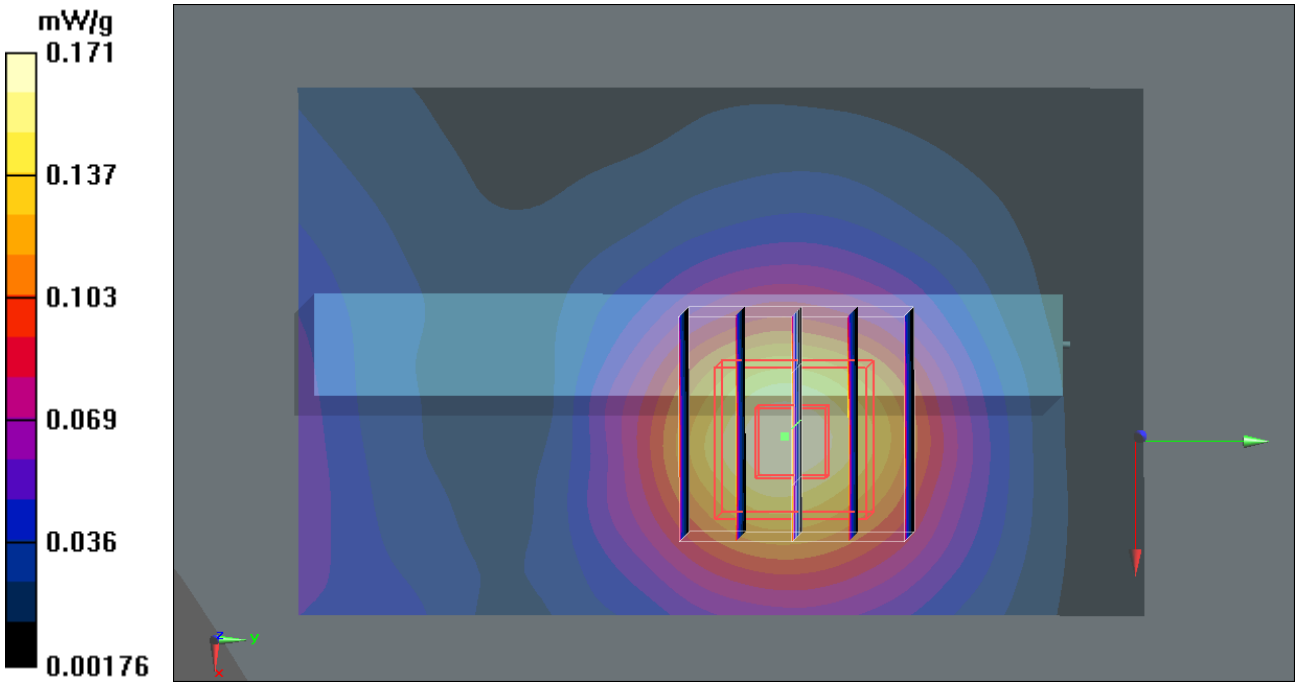
mW/g
0.171
0.137
0.103
0.069
0.036
0.00176

**#22 WCDMA II_RMC 12.2K_Bottom Side_1.0cm_Ch9400**

**DUT: 122803**

Communication System: UMTS; Frequency: 1880 MHz;Duty Cycle: 1:1
Medium: MSL_1900_110303 Medium parameters used: f = 1880 MHz; $\sigma$ = 1.49 mho/m; $\varepsilon_r$ = 54; $\rho$ = 1000 kg/m$^3$
Ambient Temperature：23.3 ℃; Liquid Temperature：21.4 ℃

DASY5 Configuration:
- Probe: EX3DV4 - SN3697; ConvF(7.26, 7.26, 7.26); Calibrated: 2010-11-23
- Sensor-Surface: 4mm (Mechanical Surface Detection)
- Electronics: DAE4 Sn1210; Calibrated: 2010-11-18
- Phantom: SAM1; Type: SAM; Serial: TP-1479
- Measurement SW: DASY5, V5.2 Build 162; SEMCAD X Version 14.0 Build 57

**Ch9400/Area Scan (51x61x1):** Measurement grid: dx=15mm, dy=15mm
Maximum value of SAR (interpolated) = 1.29 mW/g

**Ch9400/Zoom Scan (5x5x7)/Cube 0:** Measurement grid: dx=8mm, dy=8mm, dz=5mm
Reference Value = 7.3 V/m; Power Drift = 0.077 dB
Peak SAR (extrapolated) = 1.93 W/kg
**SAR(1 g) = 1.1 mW/g; SAR(10 g) = 0.605 mW/g**
Maximum value of SAR (measured) = 1.22 mW/g

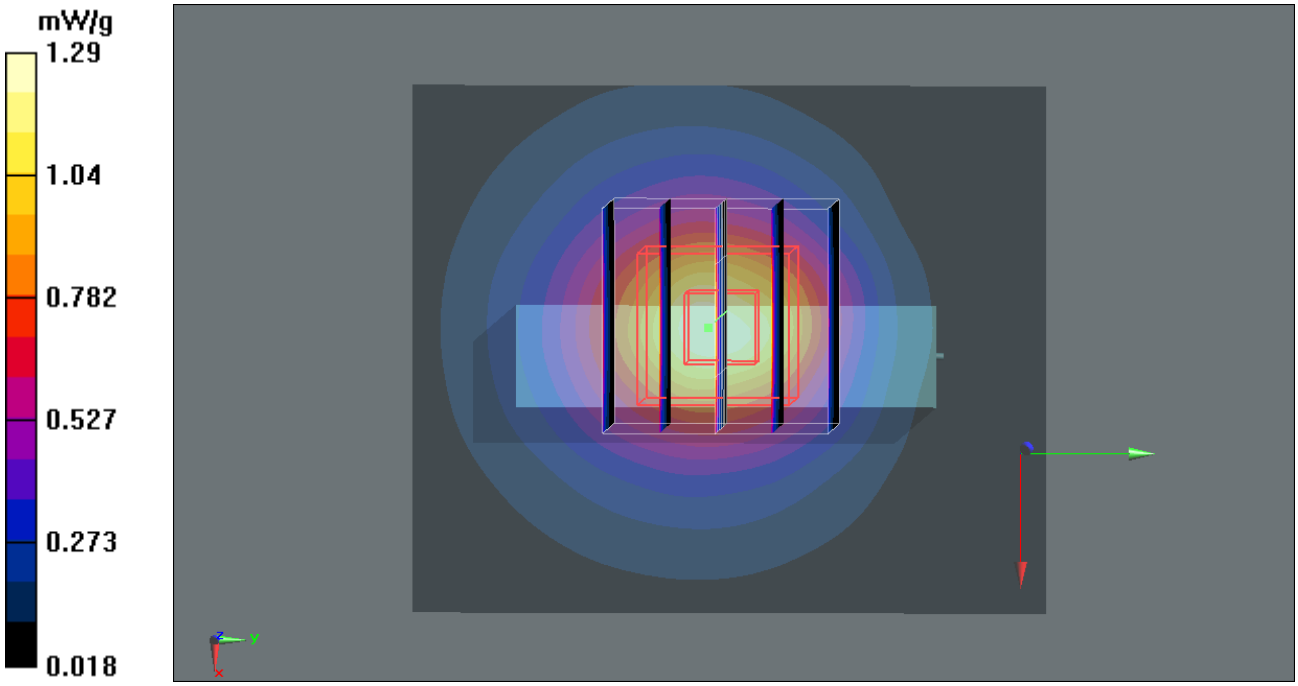
mW/g
1.29
1.04
0.782
0.527
0.273
0.018

**#22 WCDMA II_RMC 12.2K_Bottom Side_1.0cm_Ch9400_2D**

**DUT: 122803**

Communication System: UMTS; Frequency: 1880 MHz;Duty Cycle: 1:1
Medium: MSL_1900_110303 Medium parameters used: f = 1880 MHz; $\sigma$ = 1.49 mho/m; $\varepsilon_r$ = 54; $\rho$ = 1000 kg/m$^3$
Ambient Temperature：23.3 ℃; Liquid Temperature：21.4 ℃

DASY5 Configuration:
- Probe: EX3DV4 - SN3697; ConvF(7.26, 7.26, 7.26); Calibrated: 2010-11-23
- Sensor-Surface: 4mm (Mechanical Surface Detection)
- Electronics: DAE4 Sn1210; Calibrated: 2010-11-18
- Phantom: SAM1; Type: SAM; Serial: TP-1479
- Measurement SW: DASY5, V5.2 Build 162; SEMCAD X Version 14.0 Build 57

**Ch9400/Area Scan (51x61x1):** Measurement grid: dx=15mm, dy=15mm
Maximum value of SAR (interpolated) = 1.29 mW/g

**Ch9400/Zoom Scan (5x5x7)/Cube 0:** Measurement grid: dx=8mm, dy=8mm, dz=5mm
Reference Value = 7.3 V/m; Power Drift = 0.077 dB
Peak SAR (extrapolated) = 1.93 W/kg
**SAR(1 g) = 1.1 mW/g; SAR(10 g) = 0.605 mW/g**
Maximum value of SAR (measured) = 1.22 mW/g

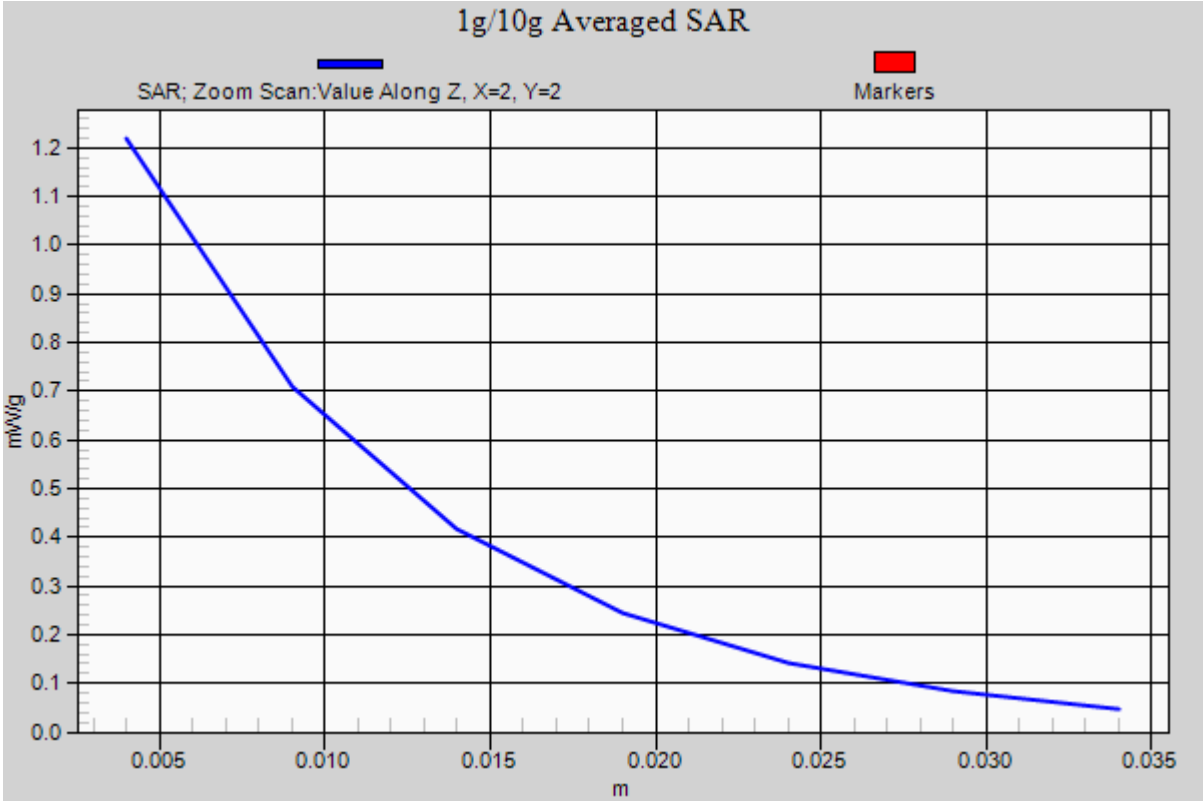
1g/10g Averaged SAR
SAR; Zoom Scan:Value Along Z, X=2, Y=2
Markers
mW/g
1.2
1.1
1.0
0.9
0.8
0.7
0.6
0.5
0.4
0.3
0.2
0.1
0.0
0.005
0.010
0.015
0.020
0.025
0.030
0.035
m