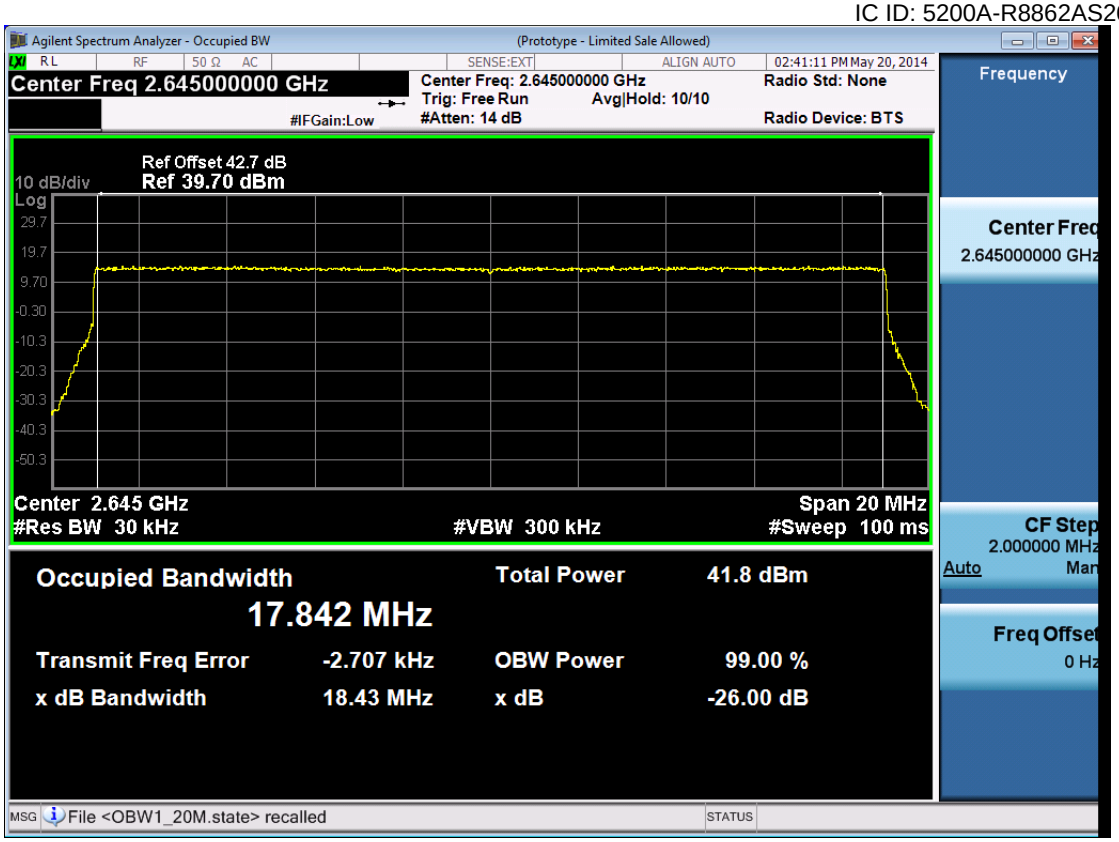

20M+20M -Port 1 –carry2-2665MHz

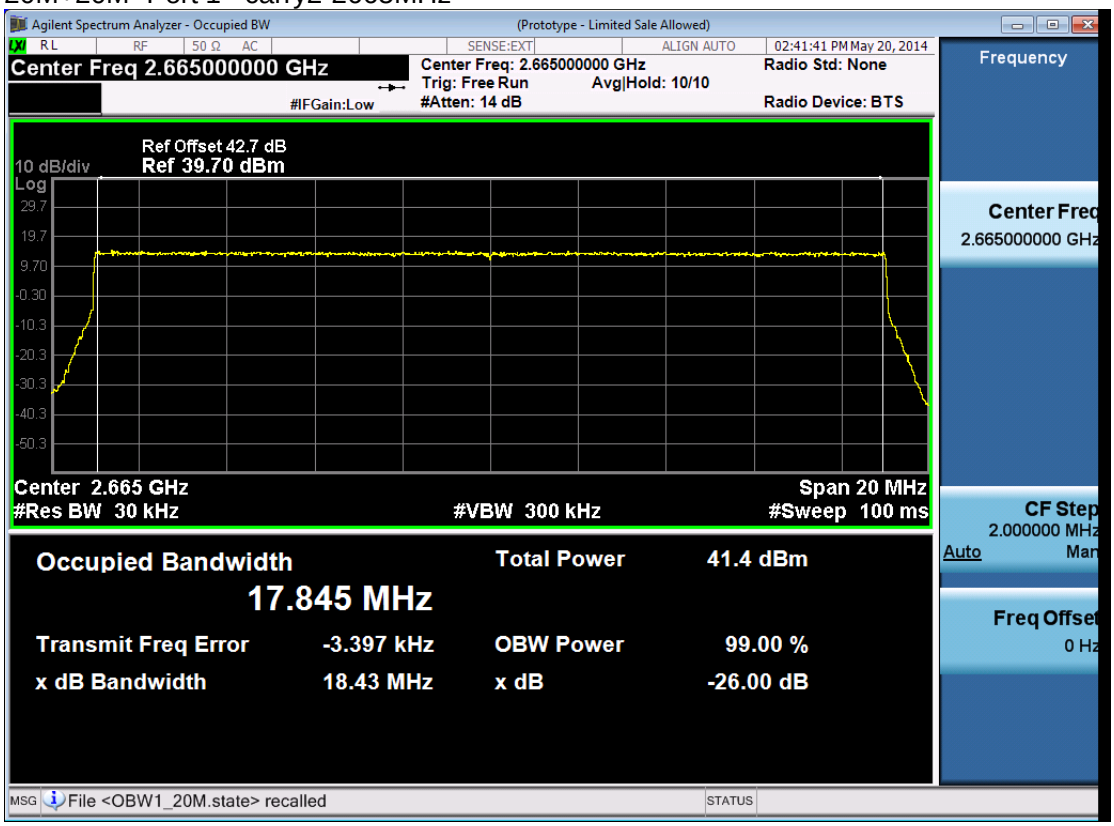

20M+20M -Port 1 –carry1-2660MHz

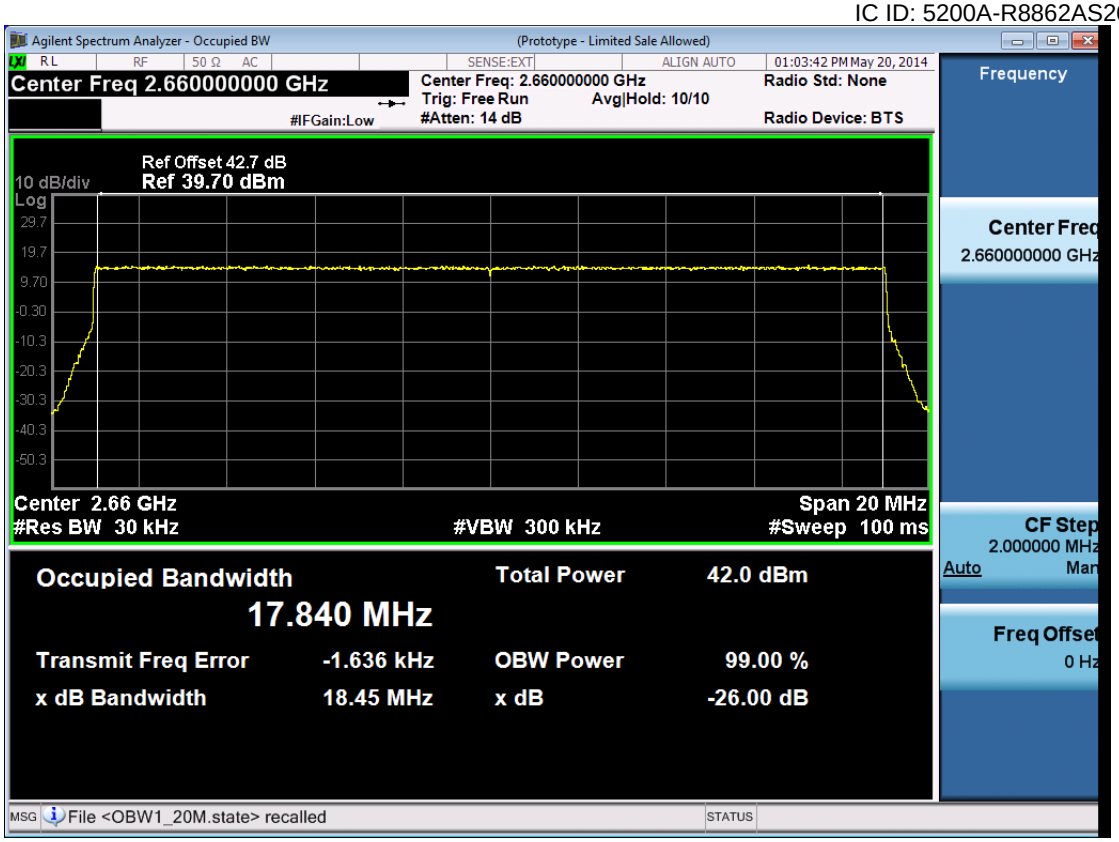

20M+20M -Port 1 –carry2-2680MHz

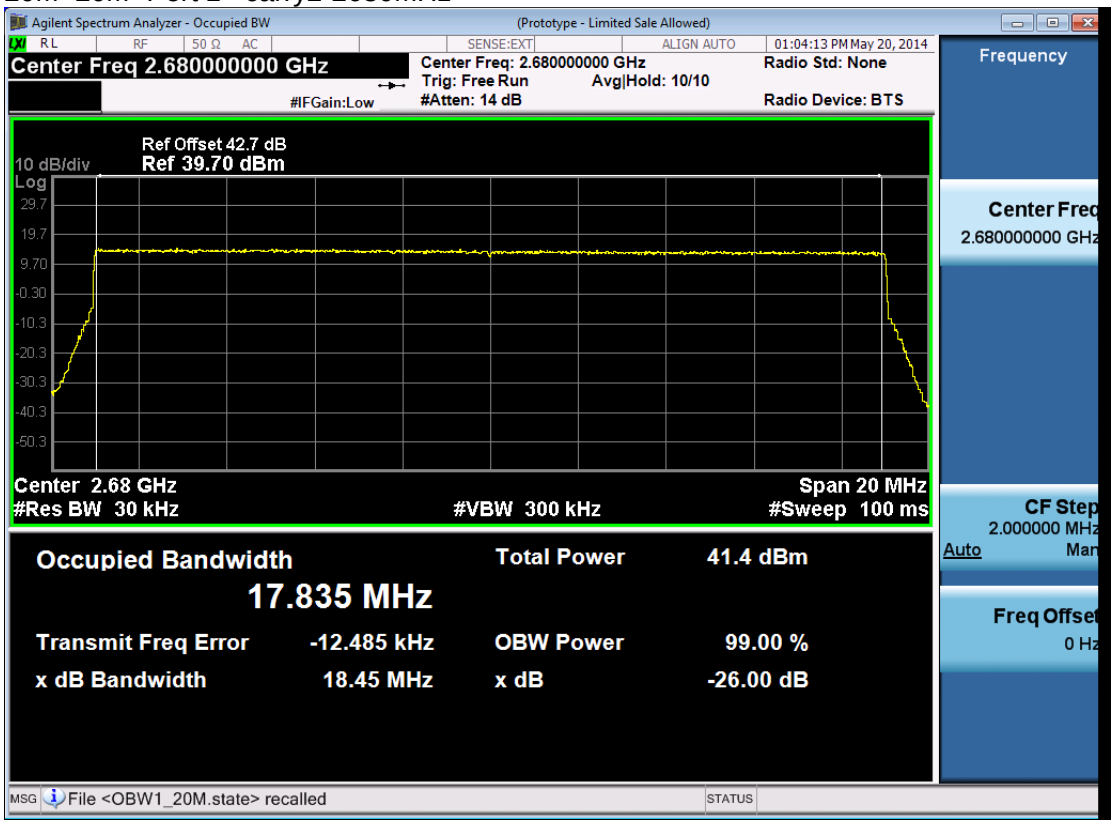

20M+20M -Port 2 –carry1-2630MHz

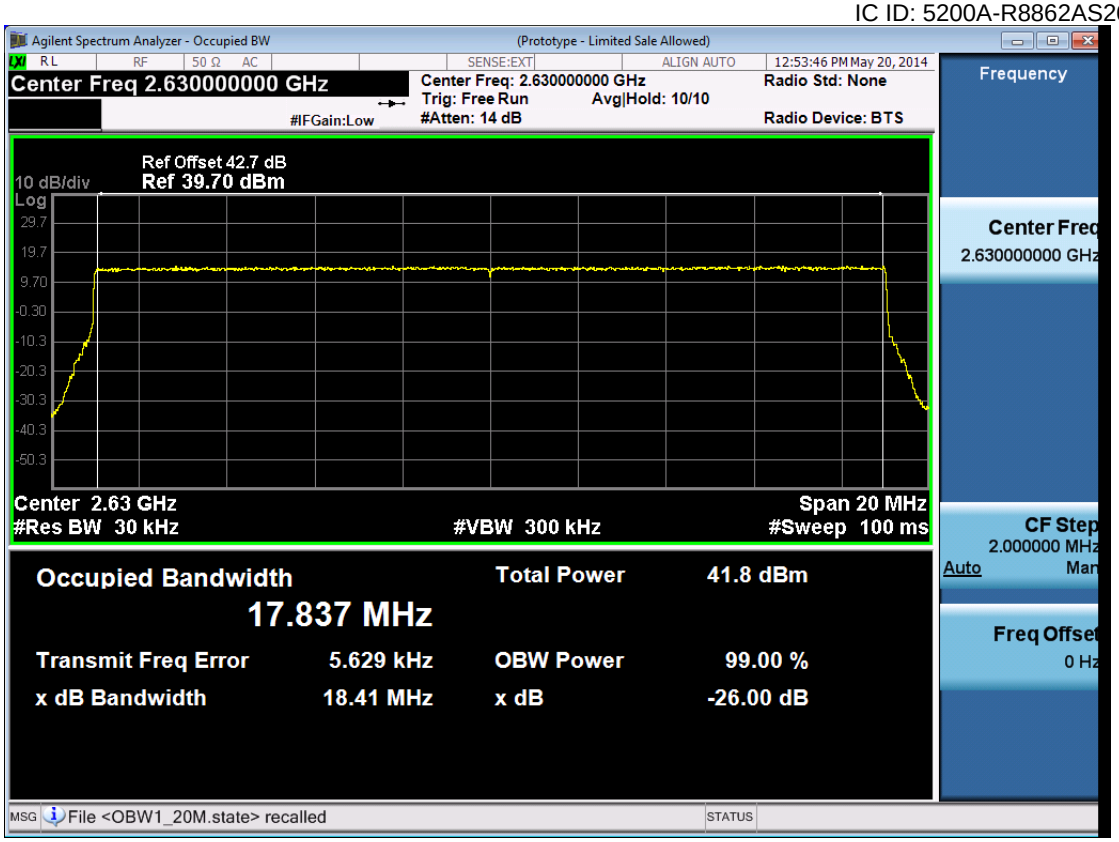

20M+20M -Port 2 –carry2-2650MHz

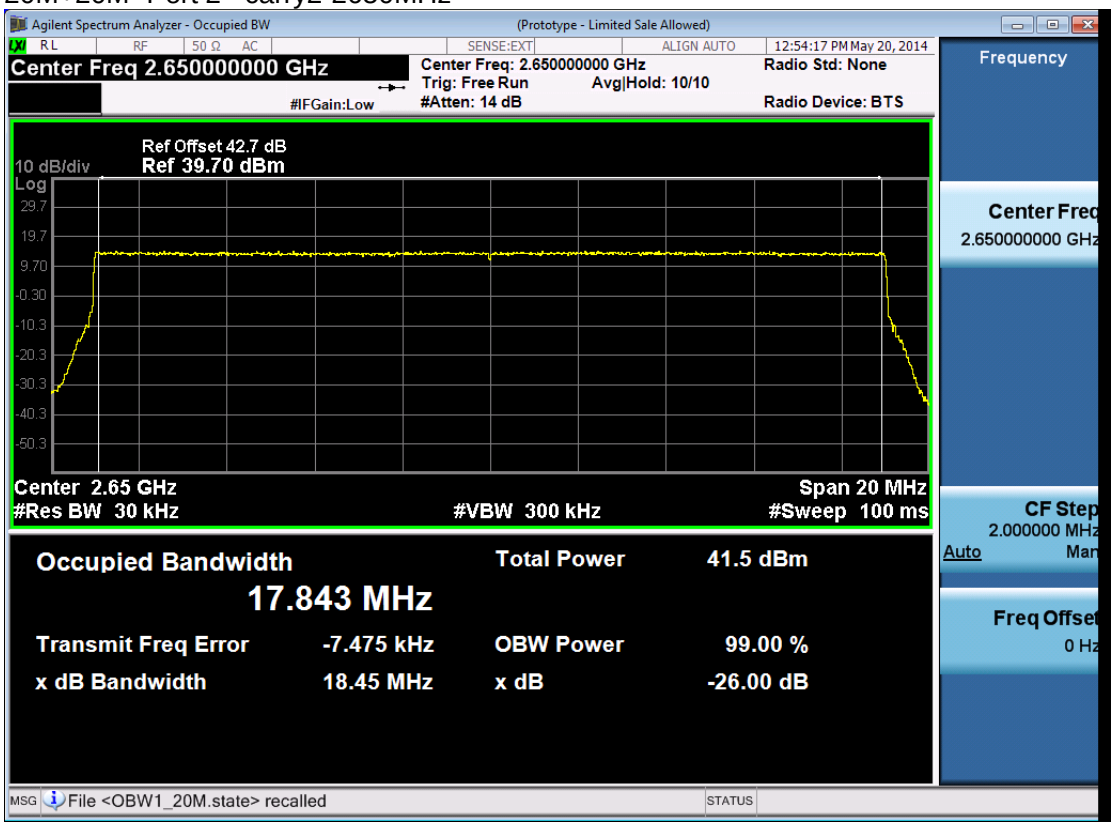

20M+20M -Port 2 –carry1-2645MHz

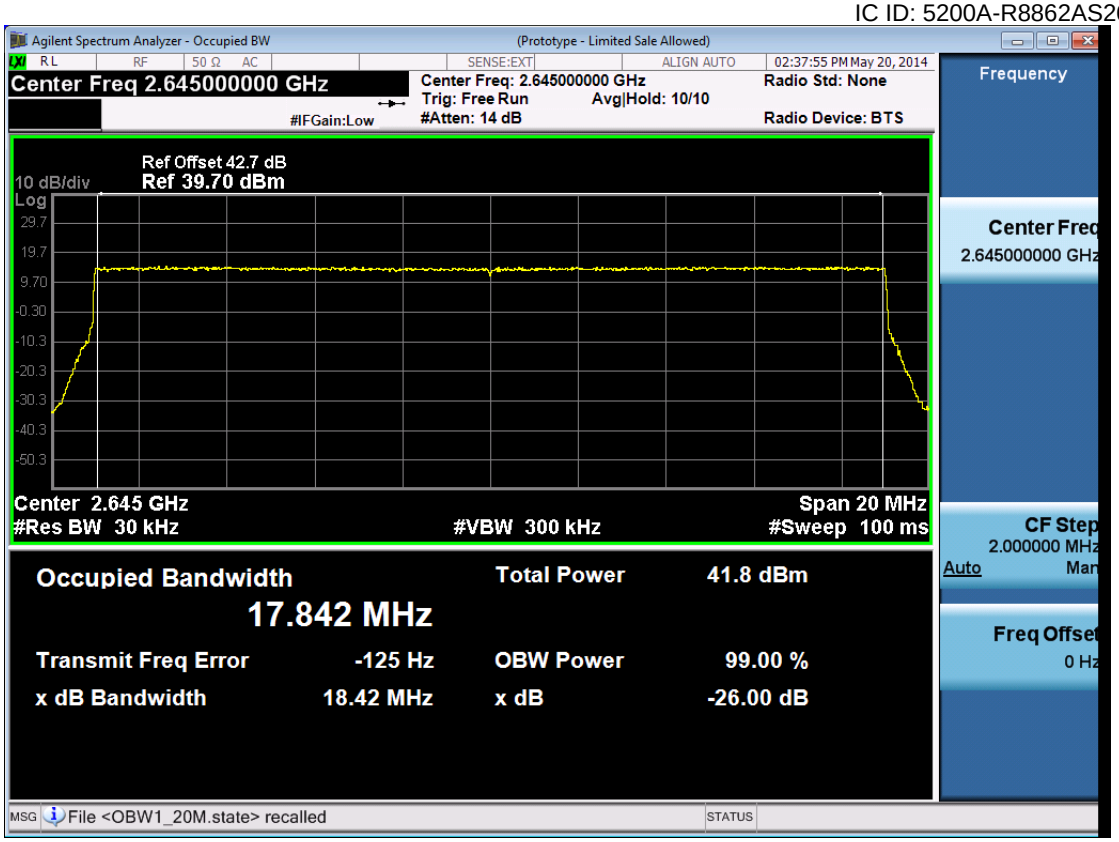

20M+20M -Port 2 –carry2-2665MHz

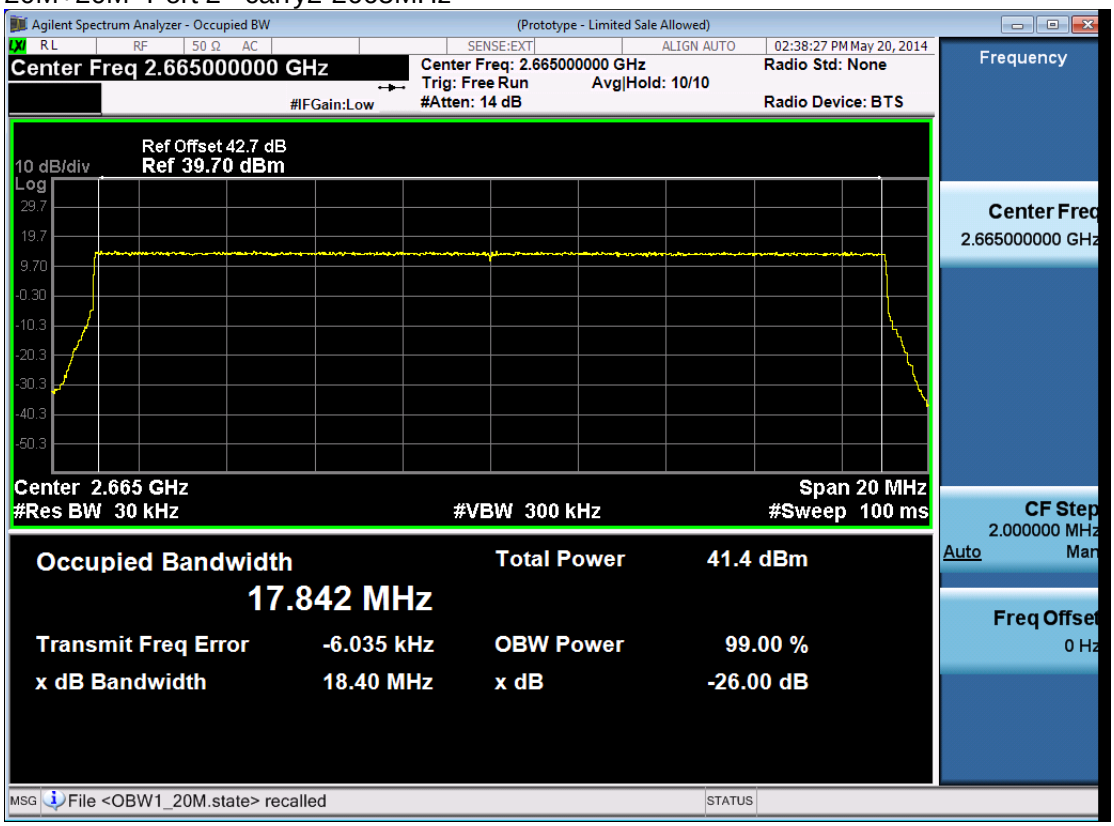

20M+20M -Port 2 –carry1-2660MHz

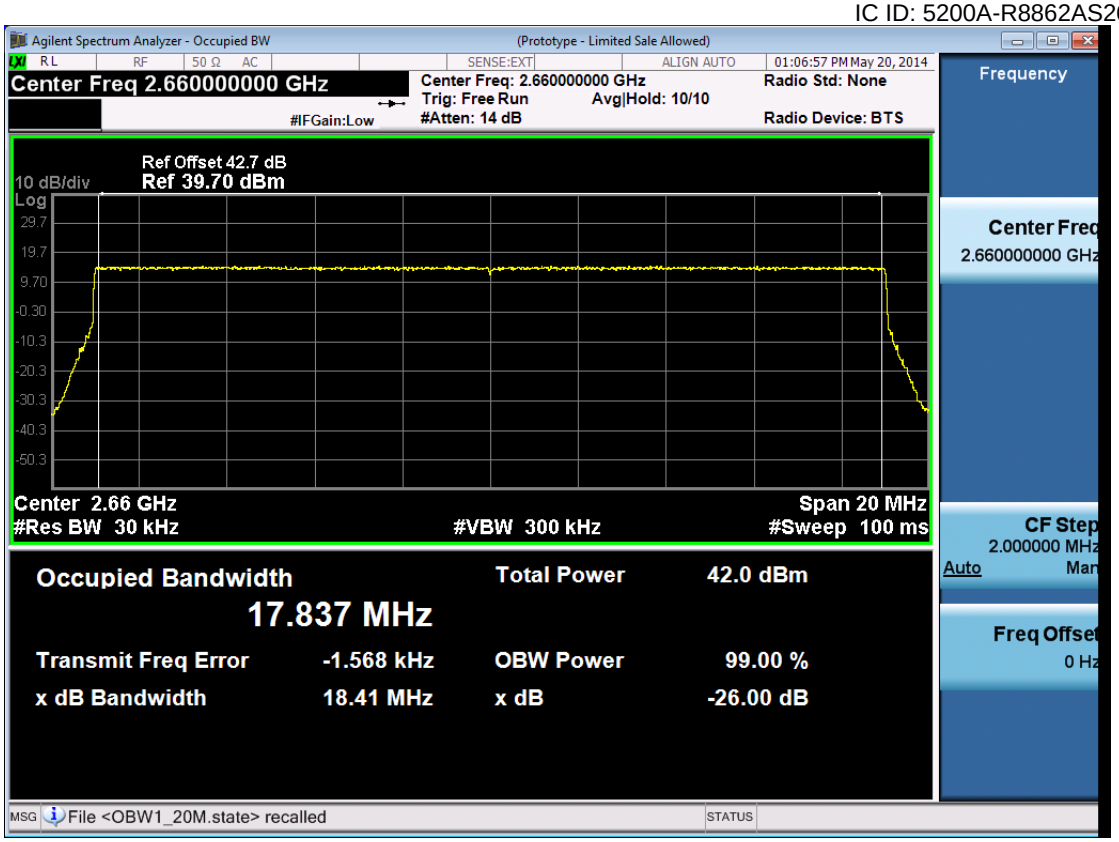

20M+20M -Port 2 –carry2-2680MHz

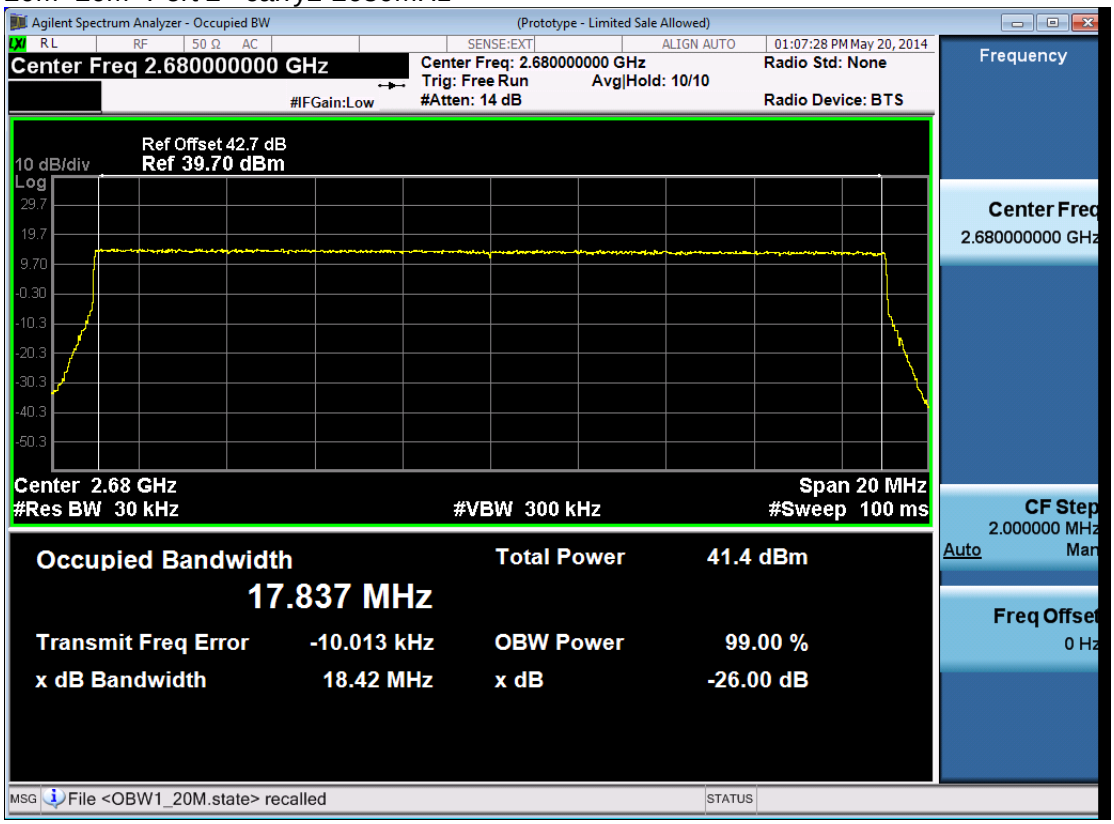

12 BAND EDGES

The power of any emission outside of the authorized operating frequency ranges must be attenuated below the transmitting power (p) by a factor of at least 43 + 10 log (p) dB. The limit (dBm) should < P –(43+10log(P)) = -13dBm.

Test Equipment List and Details

Manufacturer	Description	Model	Serial Number	Calibration Date	Calibration Due Date
Agilent	MXA Series Spectrum Analyzer	N9030A	MY49431143	2015.06.18	2016.06.18
DTS	DTS 40dB Attenuator	DTS100-40-3-1	09112005	2015.07.19	2016.07.19

***statement of traceability:** ZTE Corporation Reliability Testing Center attest that all calibration have been performed per the NVLAP requirements , traceable to NIST.

Test Procedure

The RF output of the transmitter was connected to the input of the spectrum analyzer through sufficient attenuation.
The center of the spectrum analyzer was set to block edge frequency.

Test Data Environmental Conditions

Temperature:	20 °C
Relative Humidity:	53%
ATM Pressure:	1009mbar

Test Result: Pass

Test Mode: Transmitting LTE

Test Data

Single Carrier:

Channel Bandwidth :5M

Port	Center Freq. (MHz)	Max bandedge Emission (dBm)	Limit (dBm)
1	2622.5	-19.65	-13
	2655	-24.81	-13
	2687.5	-24.70	-13
2	2622.5	-23.16	-13
	2655	-24.80	-13
	2687.5	-25.04	-13

5M -Port 1 -2622.5MHz

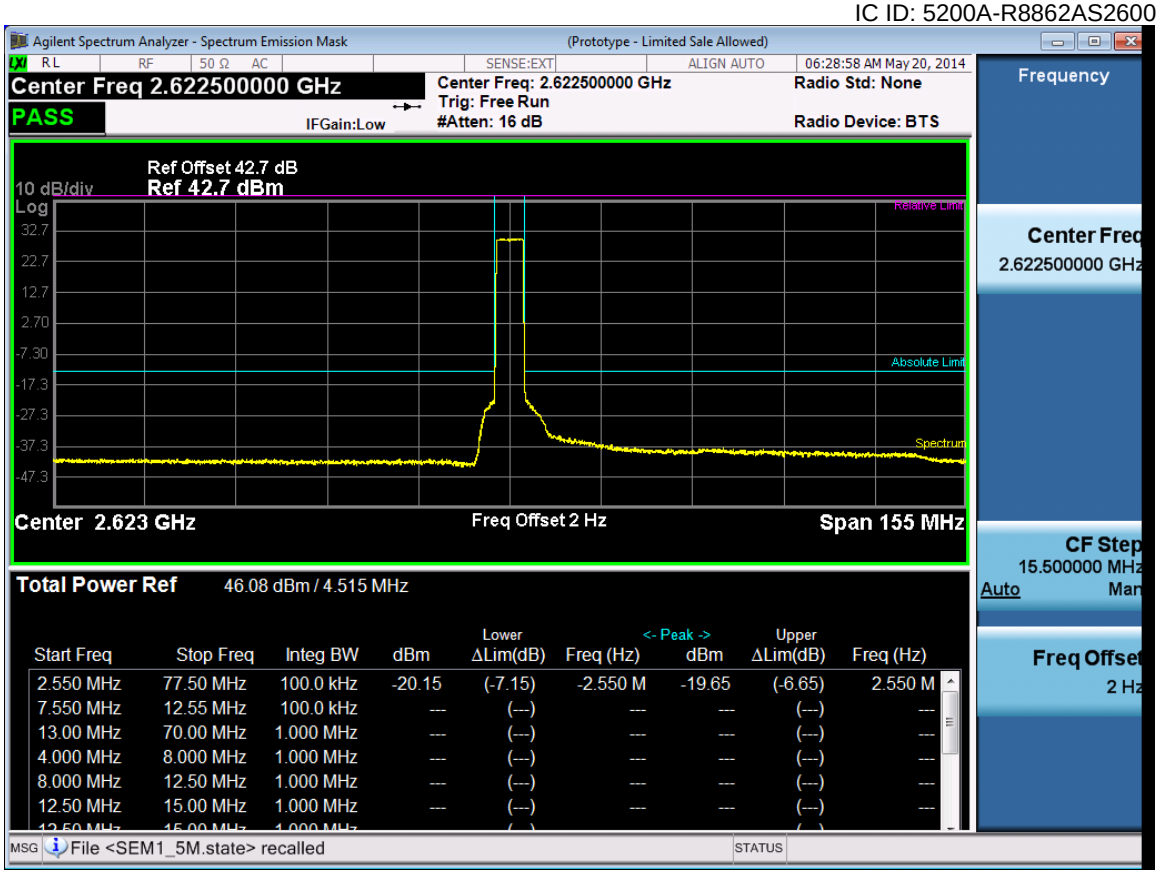

5M -Port 1 -2655MHz

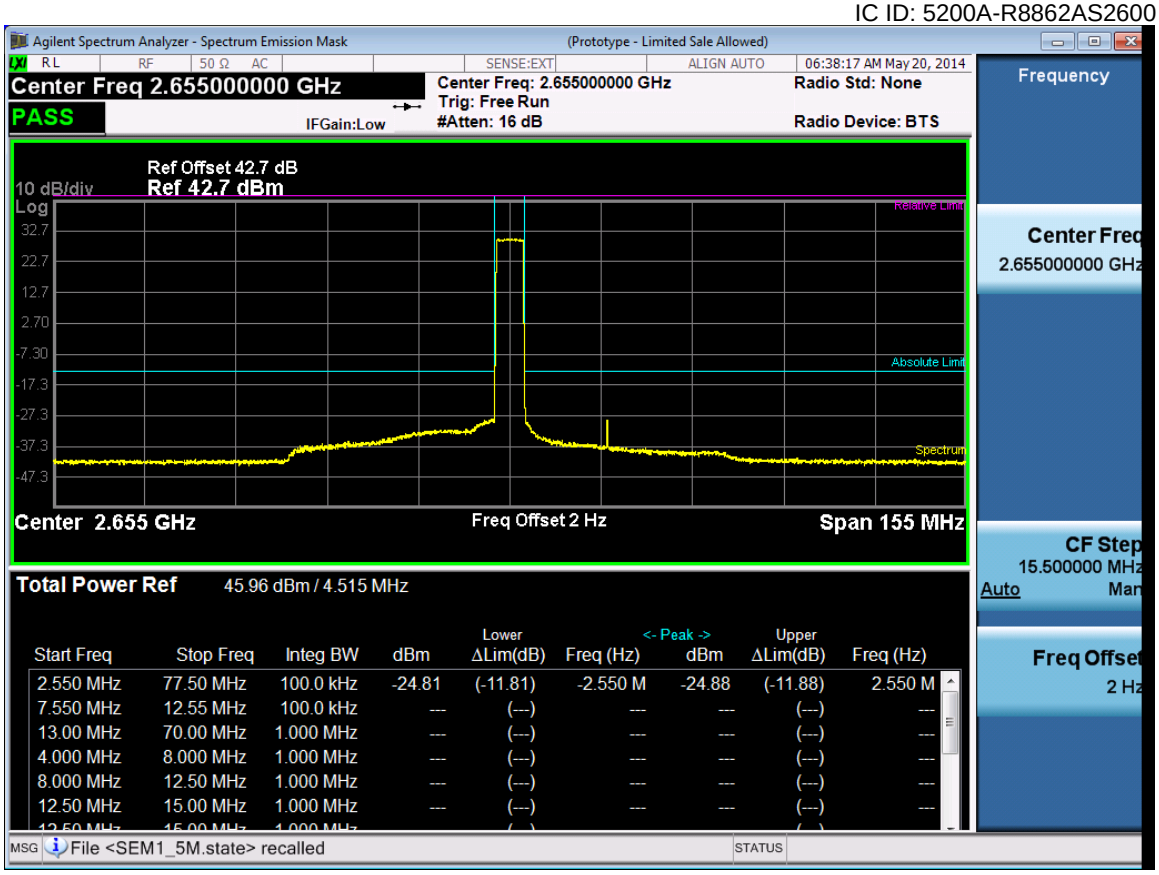

5M -Port 1 -2687.5MHz

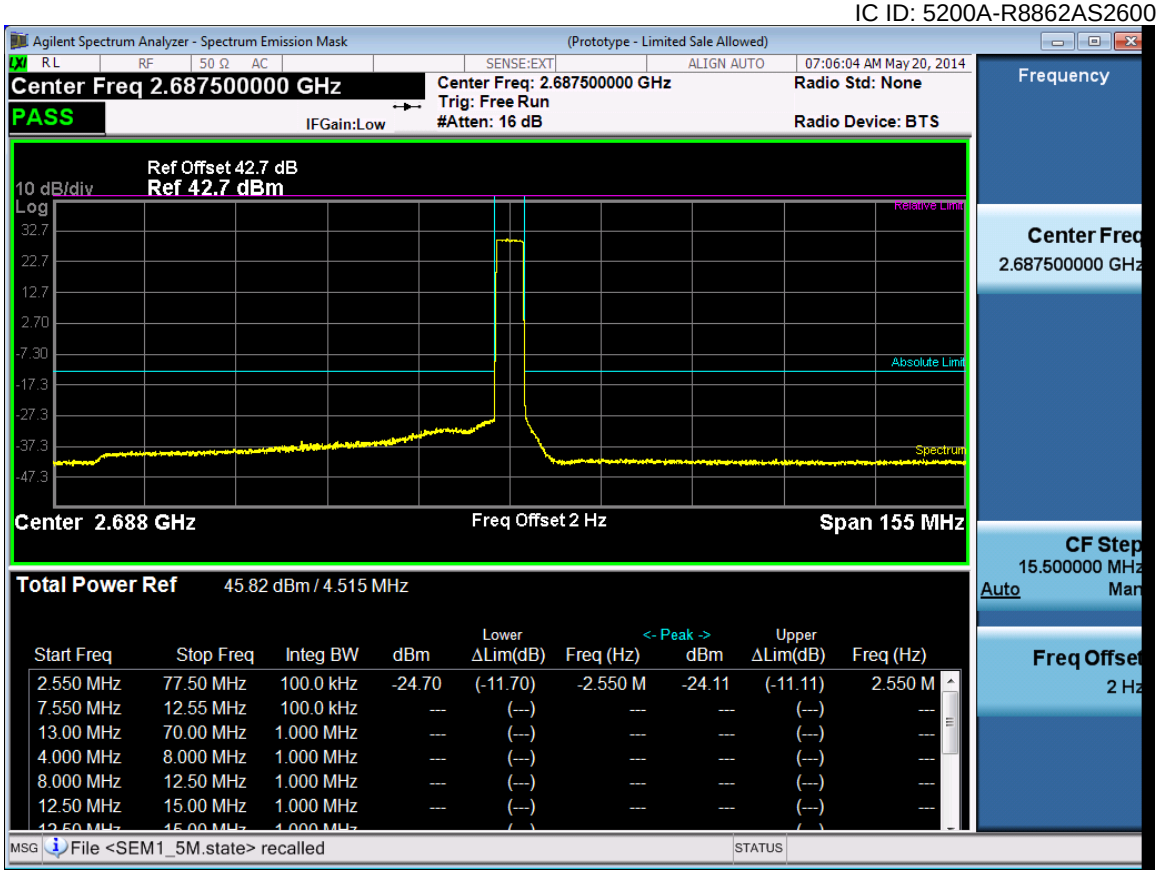

5M -Port 2 -2622.5MHz

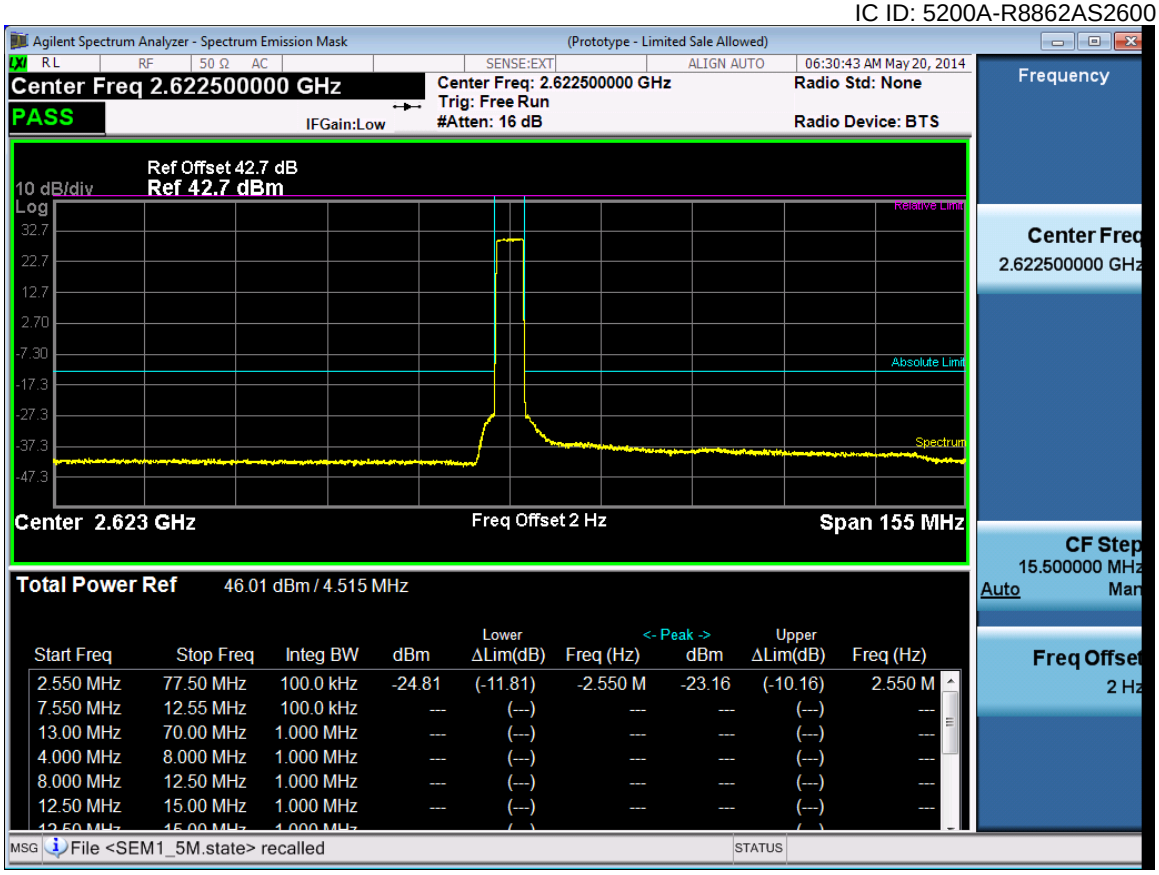

5M -Port 2 -2655MHz

5M -Port 2 -2687.5MHz

Channel Bandwidth :10M

Port	Center Freq. (MHz)	Max bandedge Emission (dBm)	Limit (dBm)
1	2625	-19.96	-13
	2655	-22.16	-13
	2685	-22.55	-13
2	2625	-22.15	-13
	2655	-22.69	-13
	2685	-21.84	-13

10M -Port 1 -2625MHz

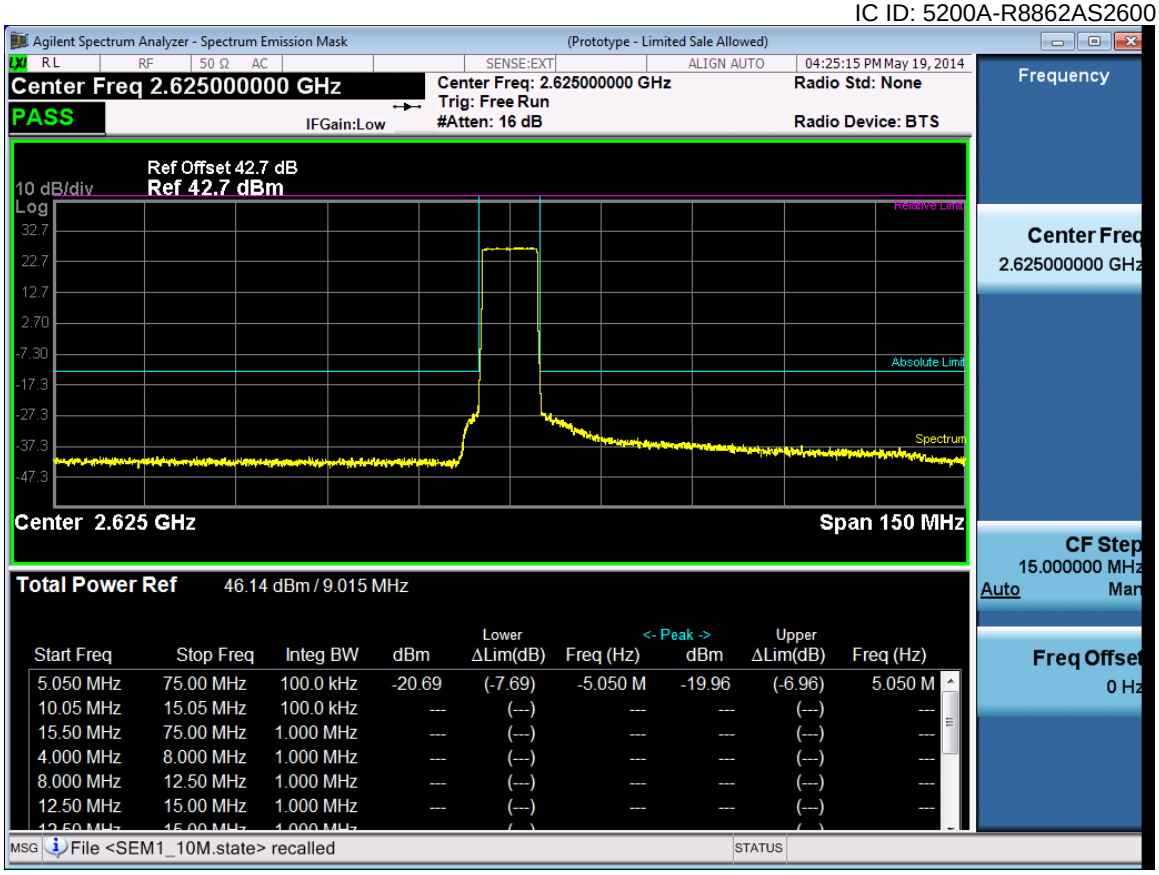

10M -Port 1 -2655MHz

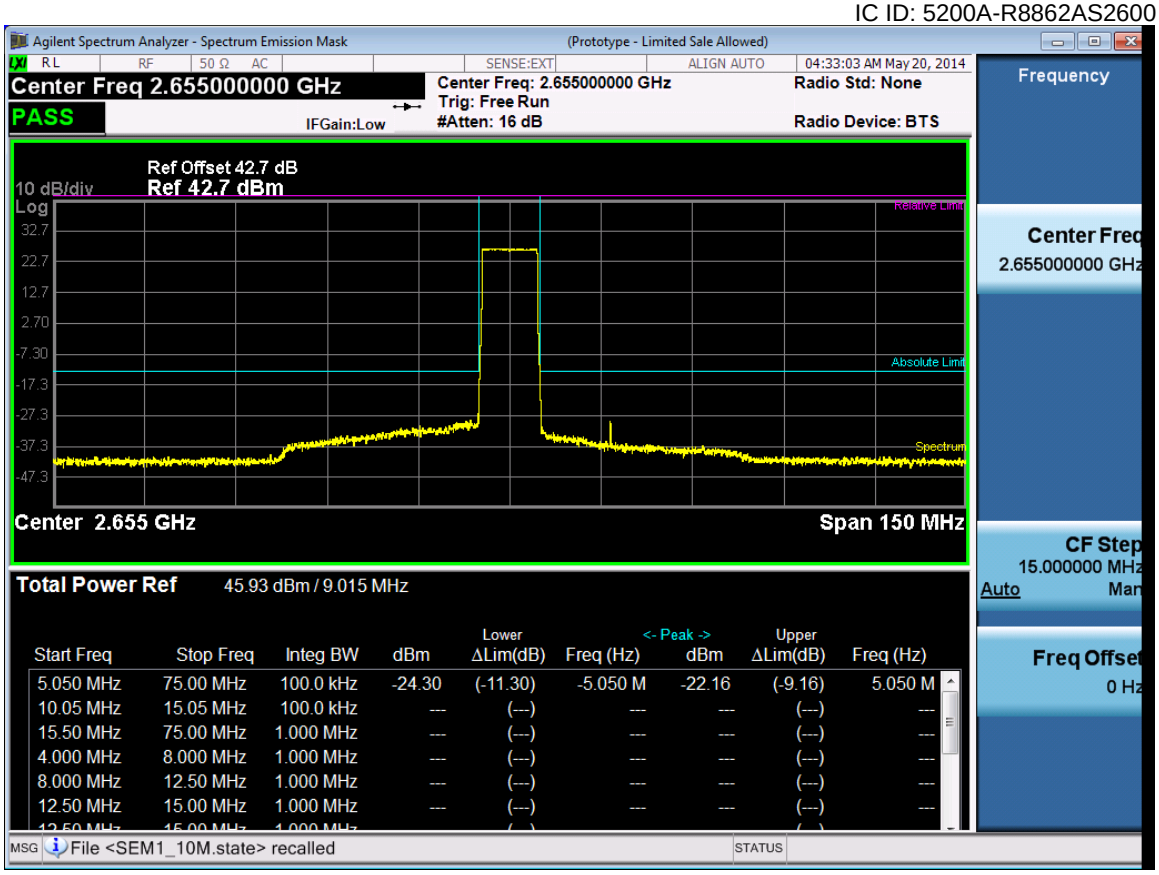

10M -Port 1 -2685MHz

10M -Port 2 -2625MHz

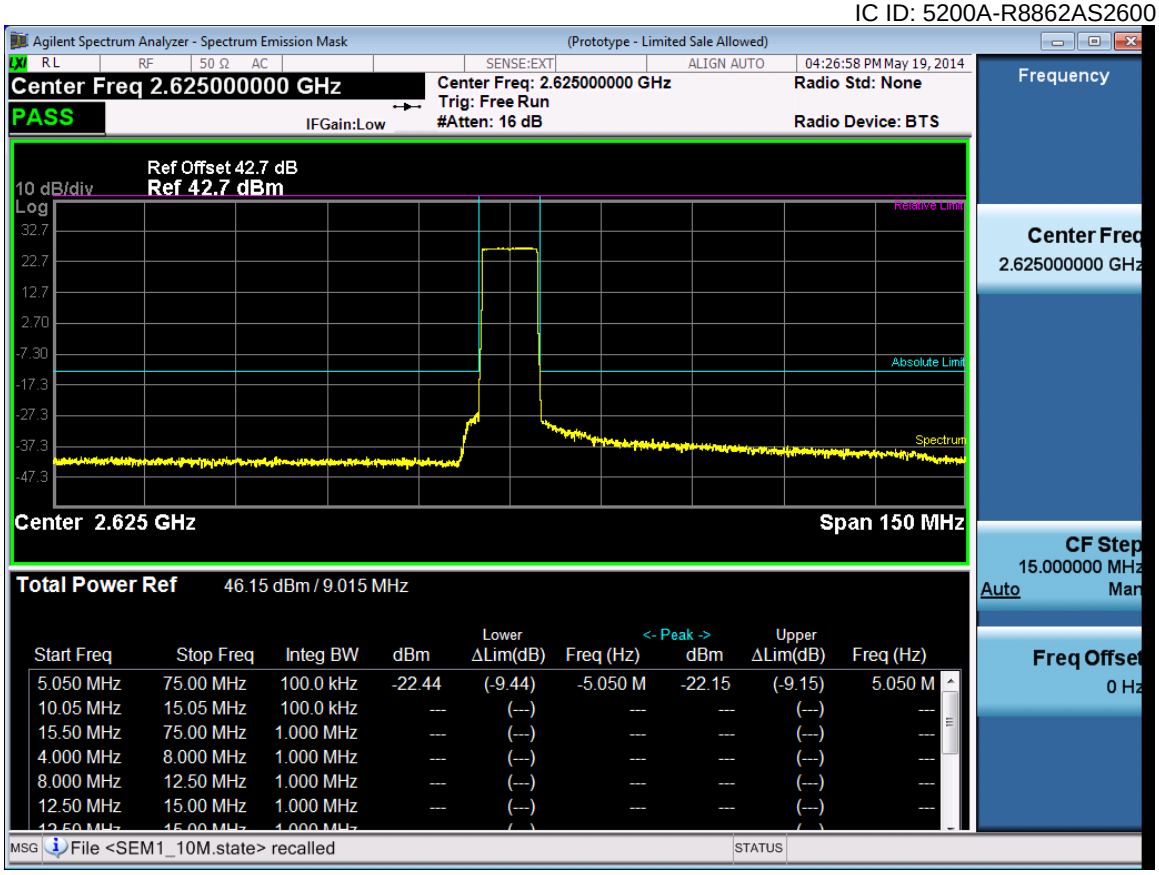

10M -Port 2 -2655MHz

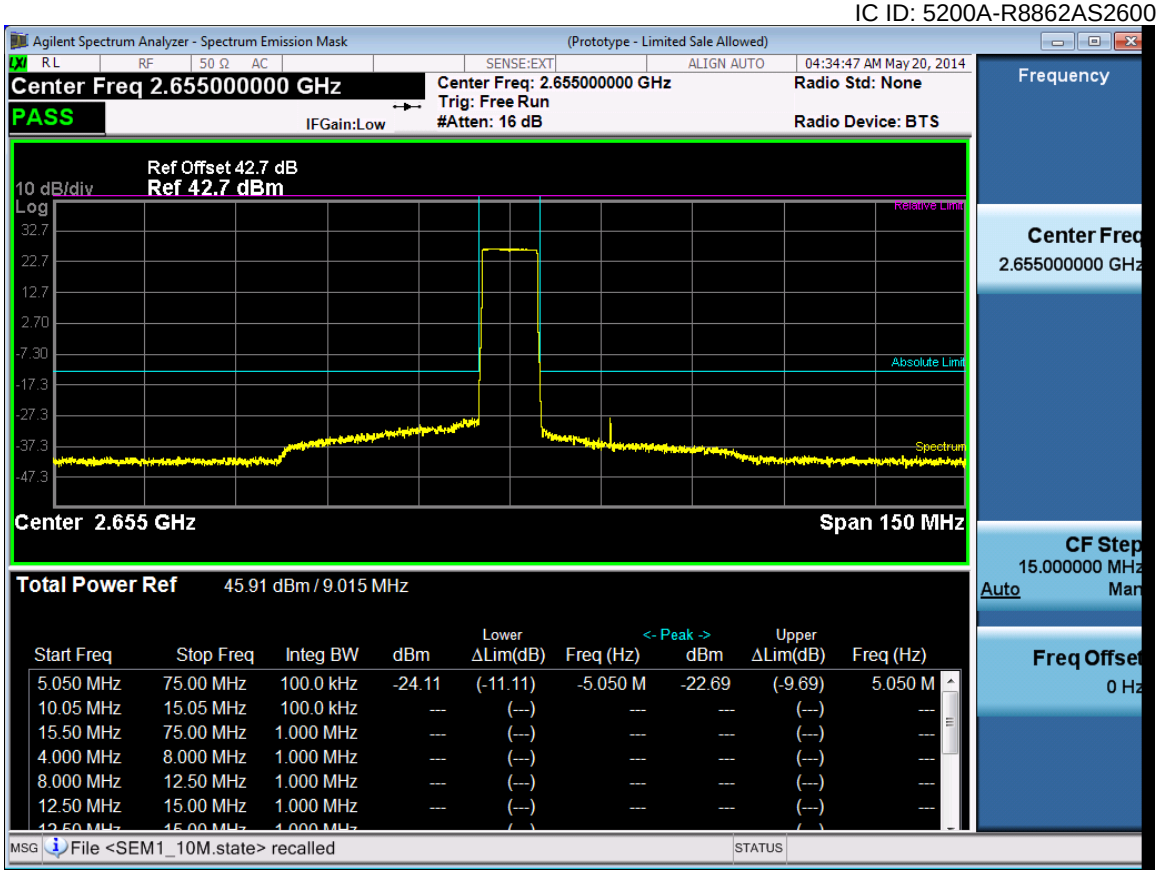

10M -Port 2 -2685MHz

Channel Bandwidth :15M

Port	Center Freq. (MHz)	Max bandedge Emission (dBm)	Limit (dBm)
1	2627.5	-25.09	-13
	2655	-24.57	-13
	2682.5	-23.82	-13
2	2627.5	-25.41	-13
	2655	-25.45	-13
	2682.5	-22.94	-13

15M -Port 1 -2627.5MHz

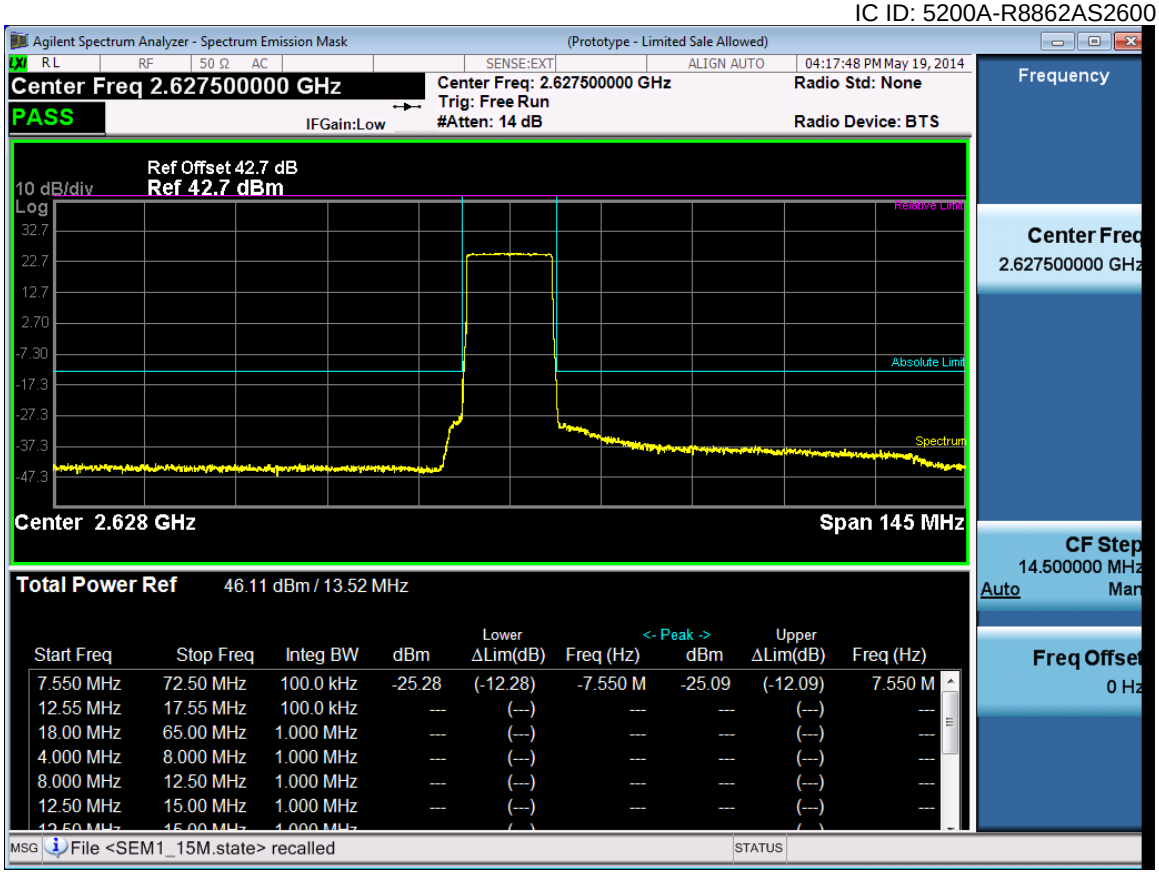

15M -Port 1 -2655MHz

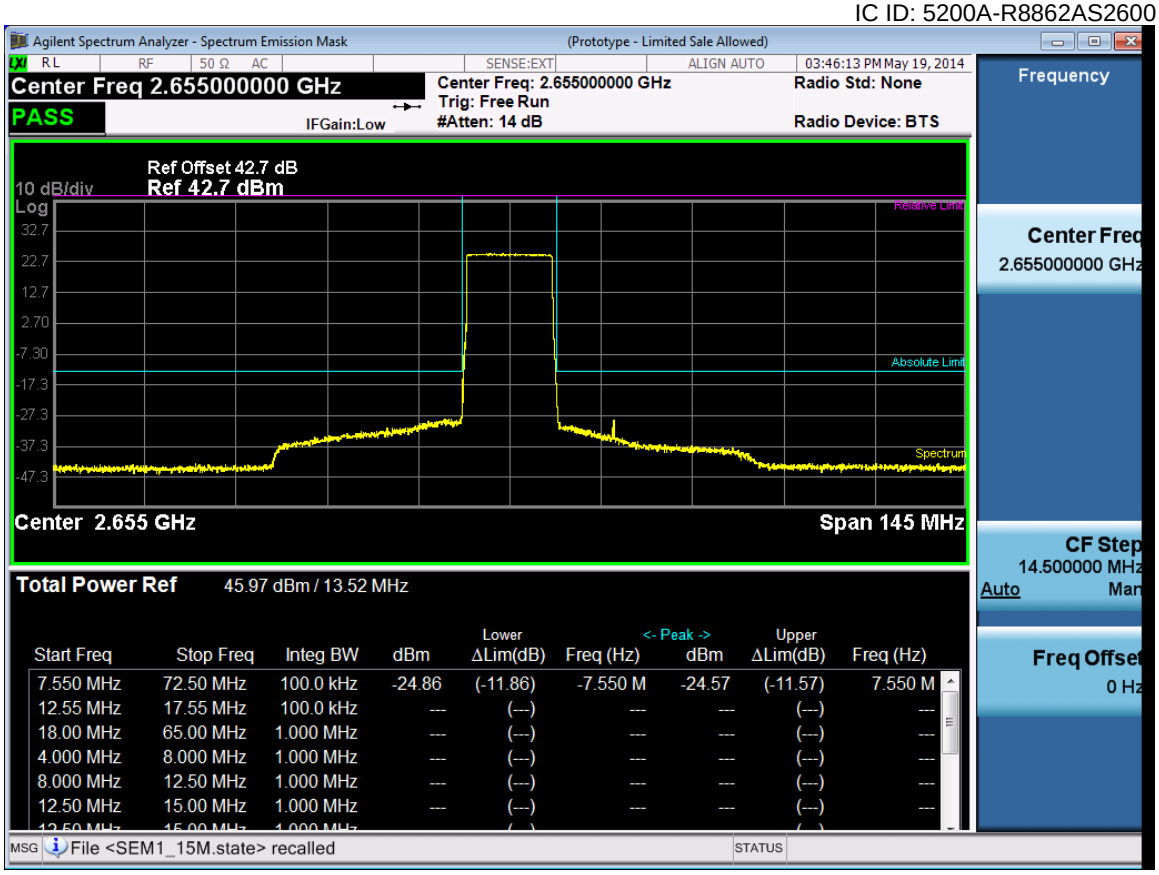

15M -Port 1 -2682.5MHz

15M -Port 2 -2627.5MHz

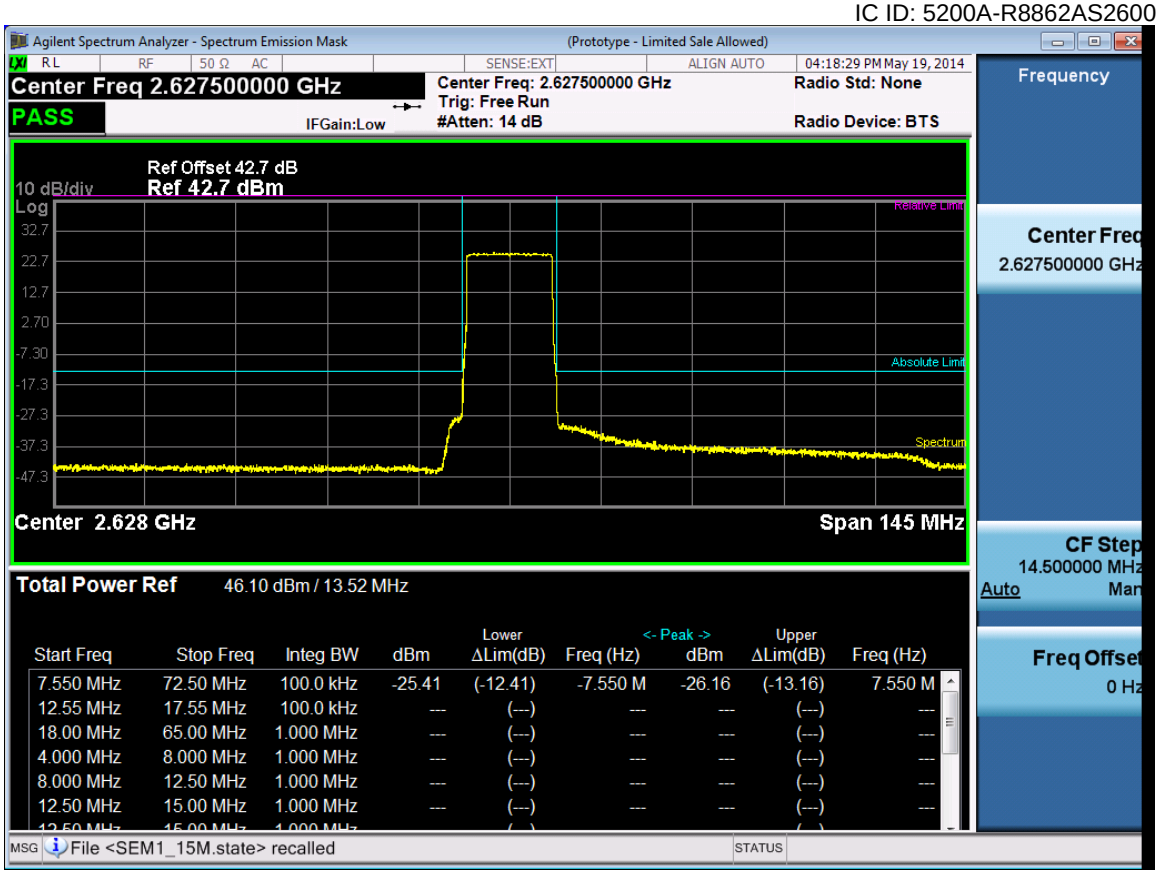

15M -Port 2 -2655MHz

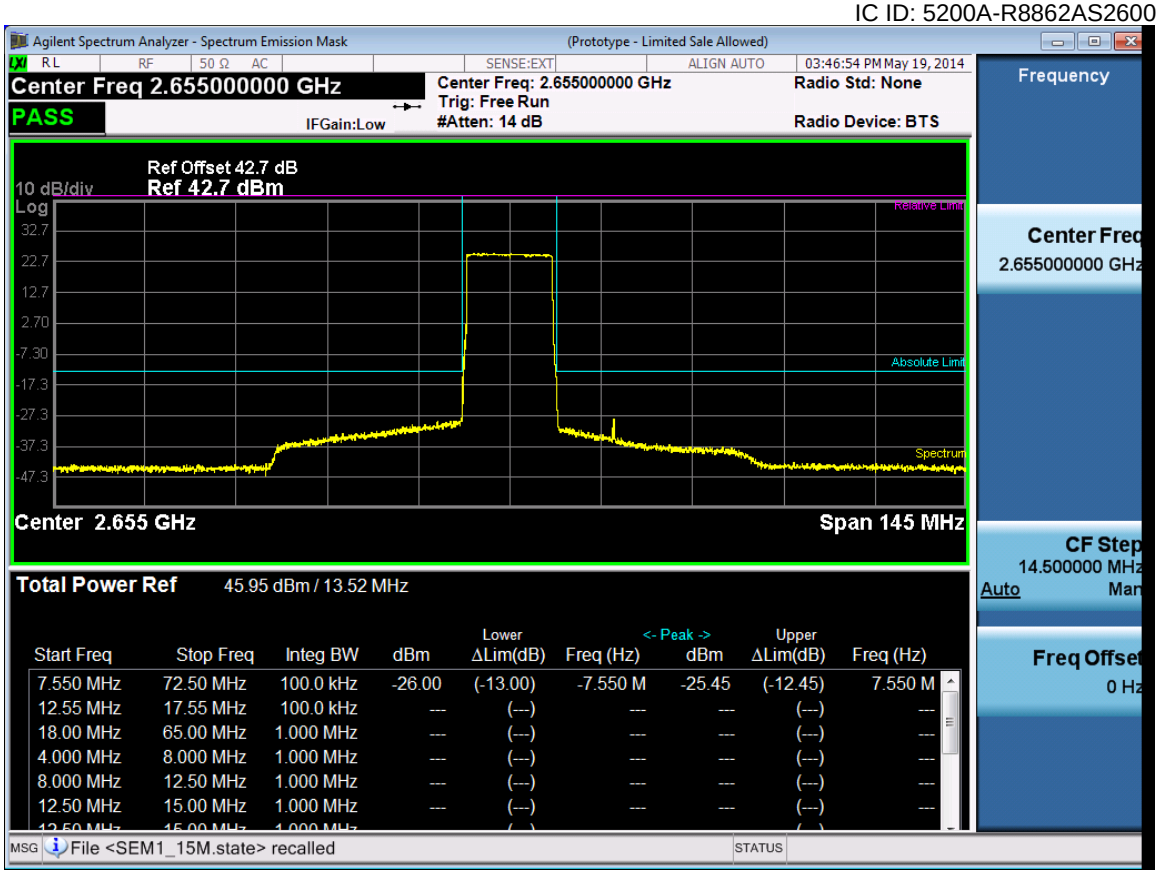

15M -Port 2 -2682.5MHz

Channel Bandwidth :20M

Port	Center Freq. (MHz)	Max bandedge Emission (dBm)	Limit (dBm)
1	2630	-28.72	-13
	2655	-26.84	-13
	2680	-26.56	-13
2	2630	-28.07	-13
	2655	-27.74	-13
	2680	-26.50	-13

20M -Port 1 -2630MHz

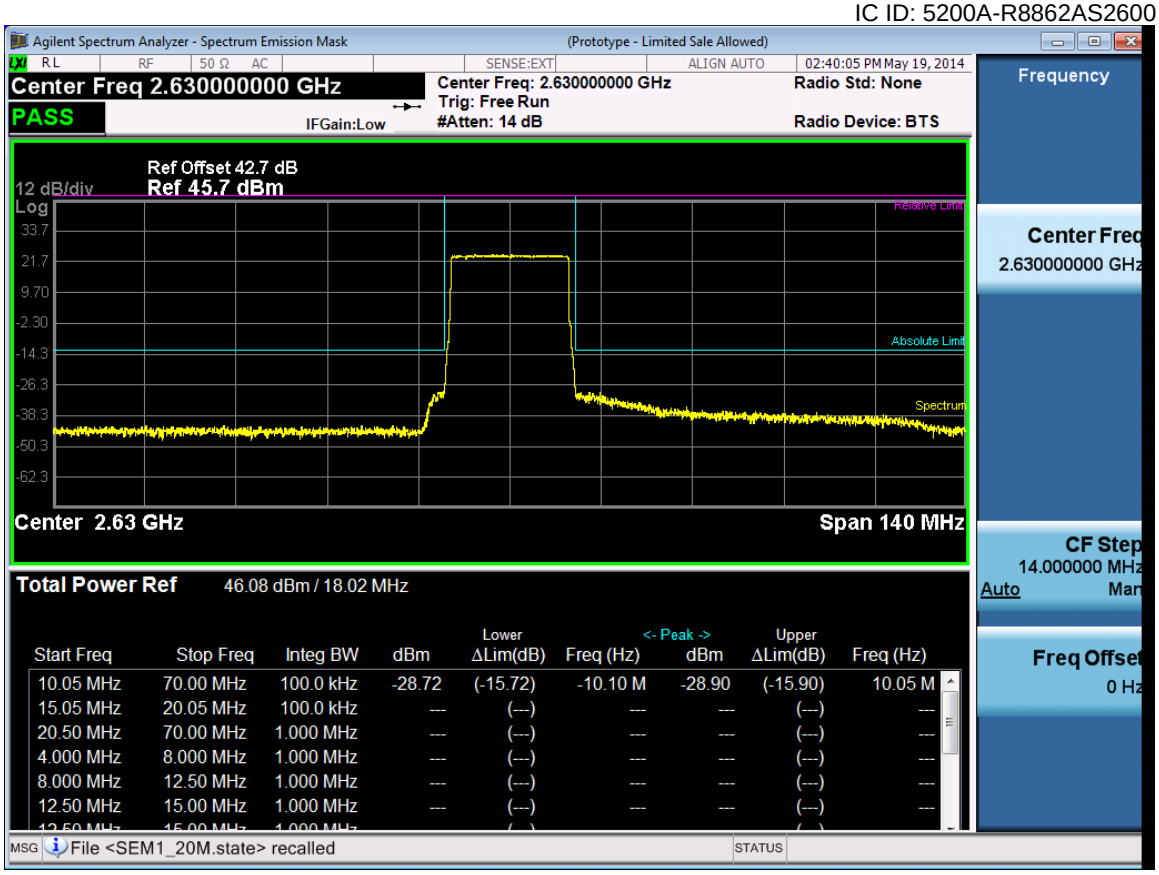

20M -Port 1 -2655MHz

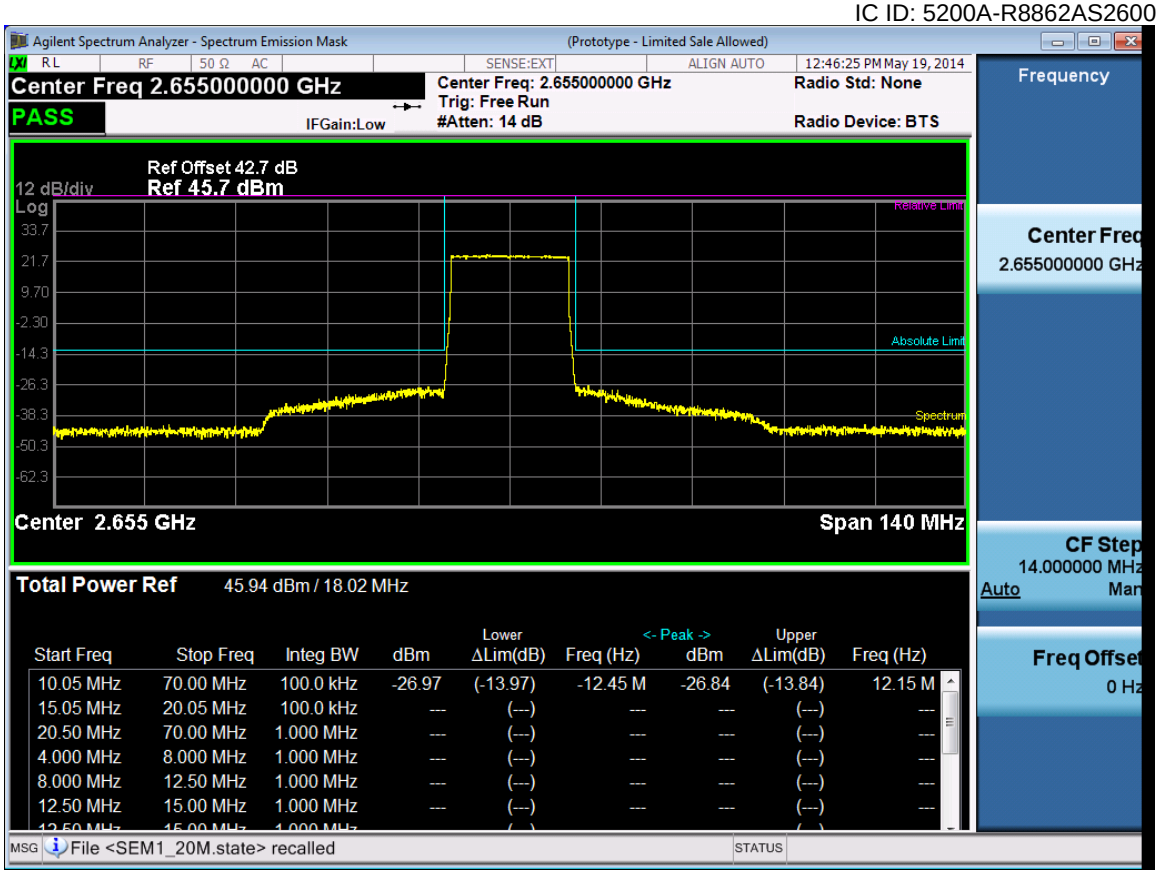

20M -Port 1 -2680MHz

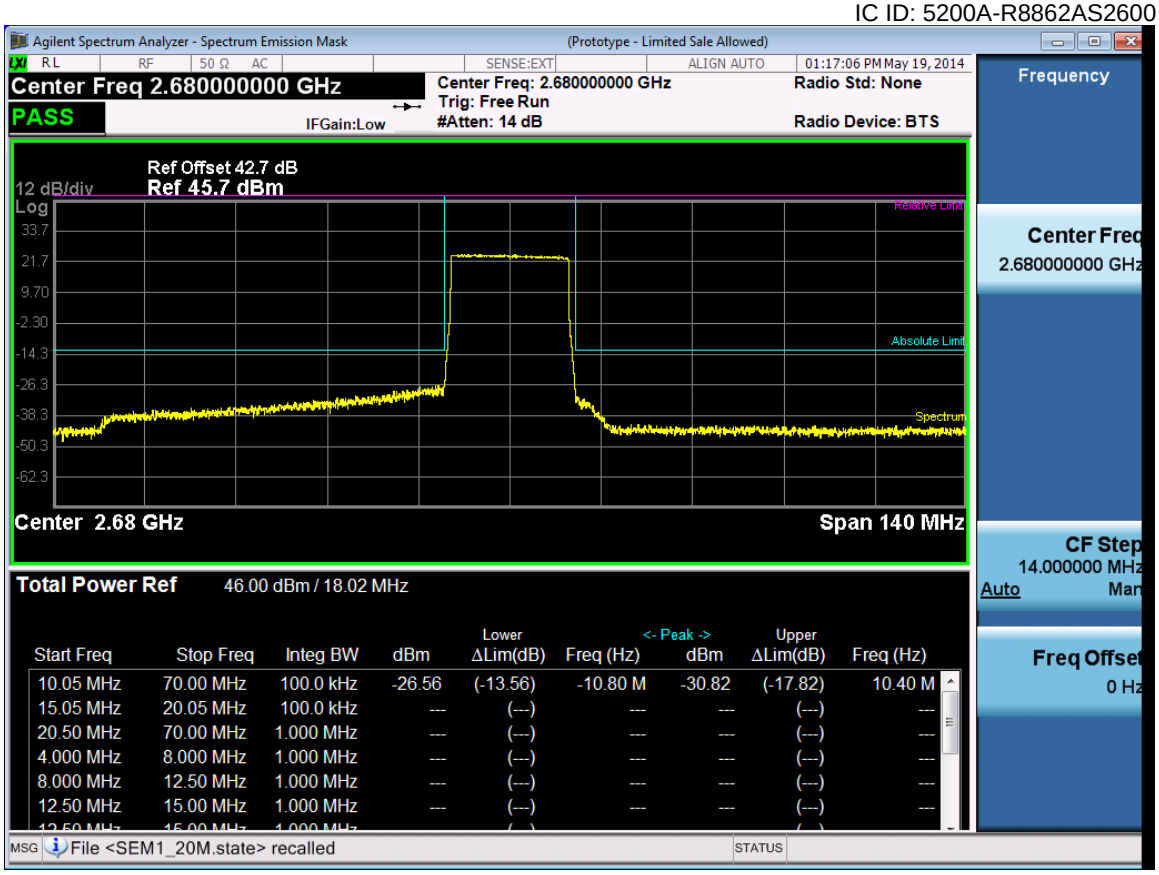

20M -Port 2 -2630MHz

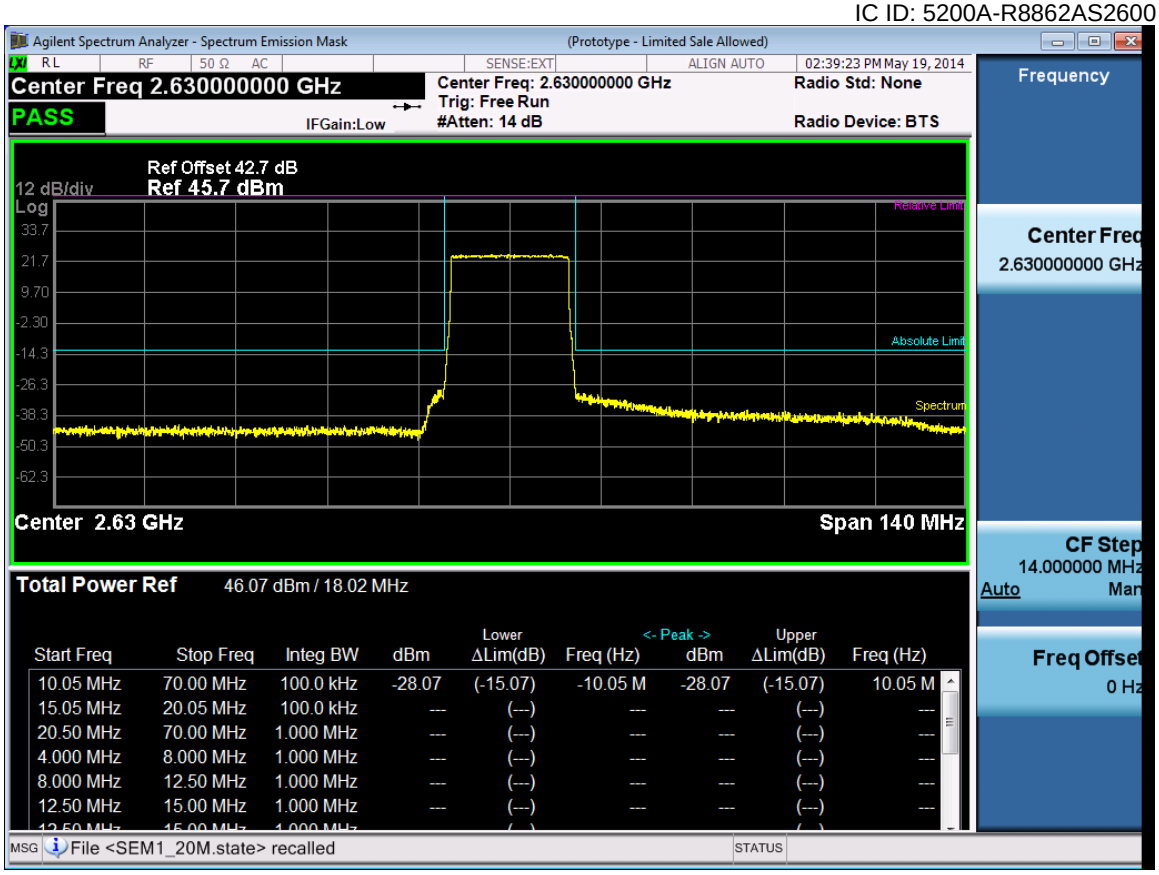

20M -Port 2 -2655MHz

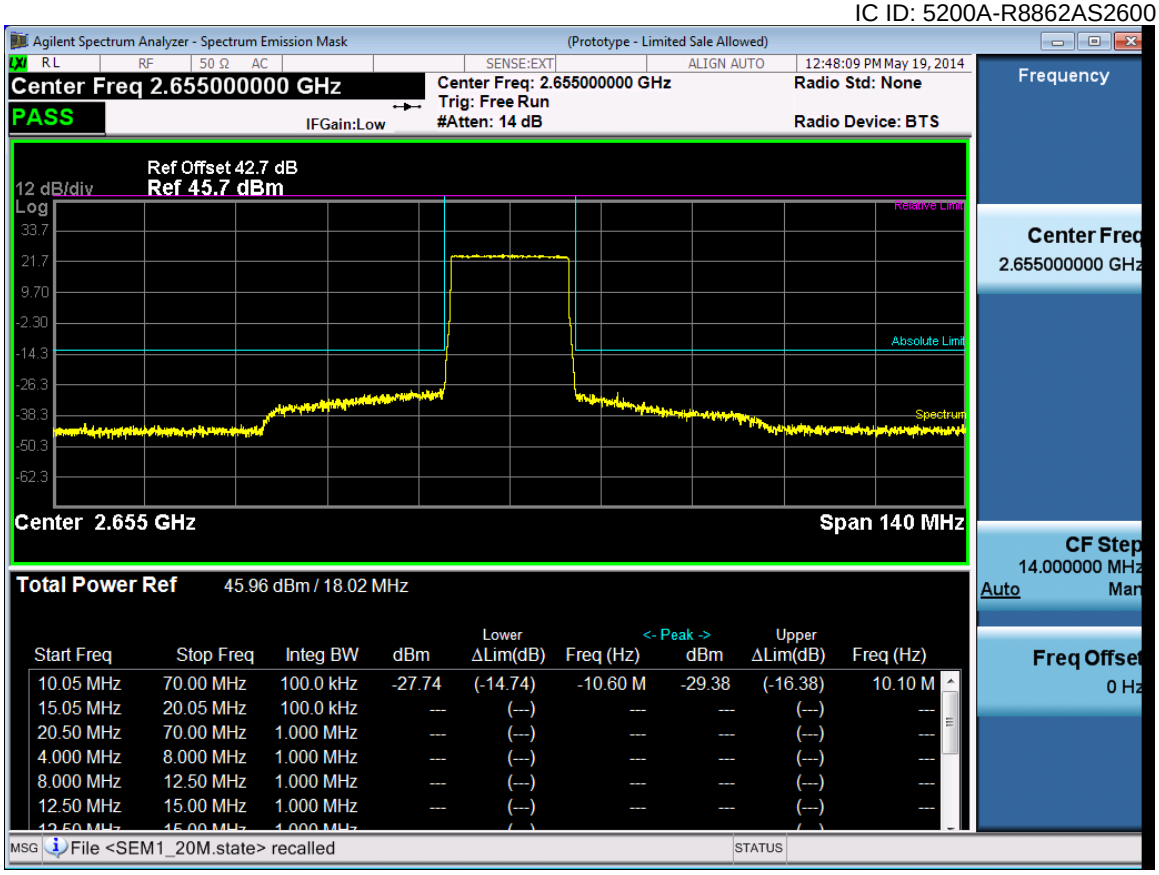

20M -Port 2 -2680MHz

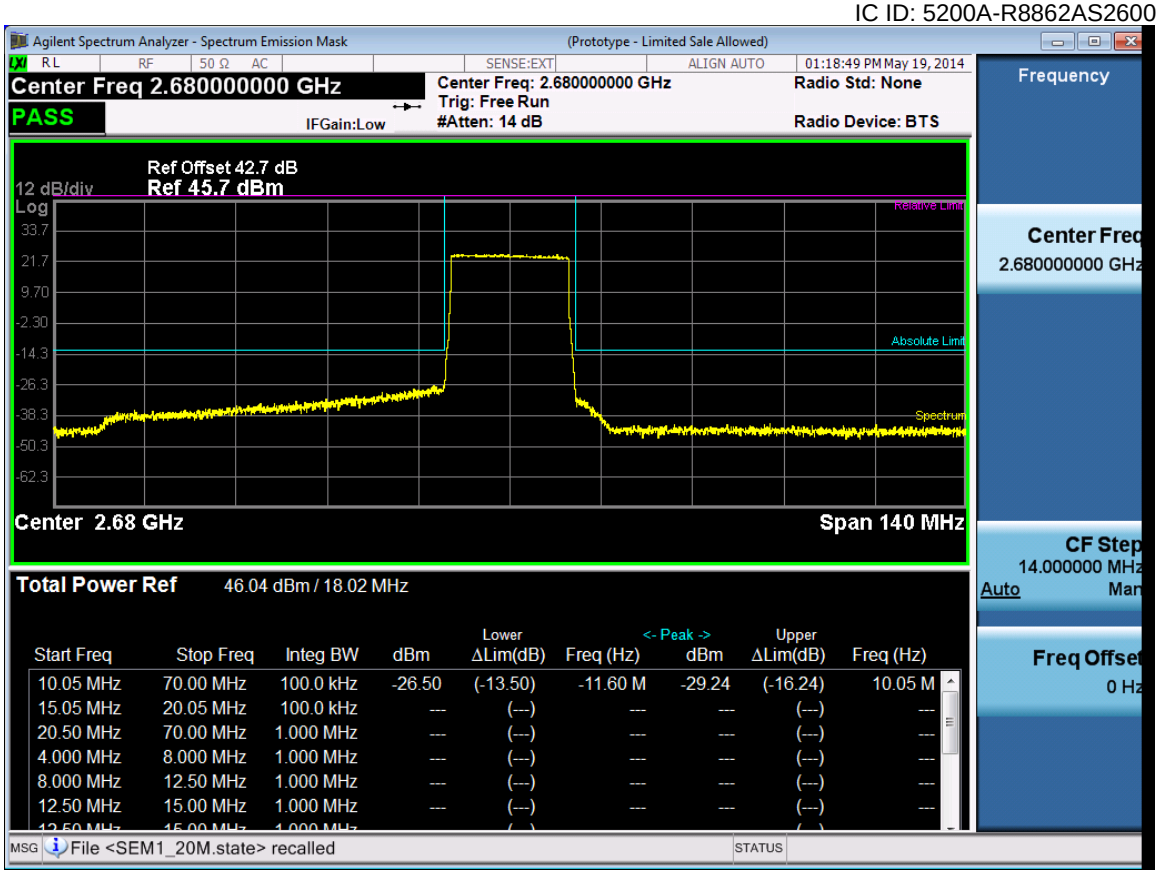

Double Carrier:

Channel Bandwidth :10M+10M

Port	RF Carrier Center Frequency. (MHz)	Max bandedge Emission (dBm)	Limit (dBm)
1	2640	-25.92	-13
	2655	-25.45	-13
	2670	-25.28	-13
2	2640	-26.81	-13
	2655	-26.26	-13
	2670	-25.76	-13

10M+10M -Port 1 -2640MHz

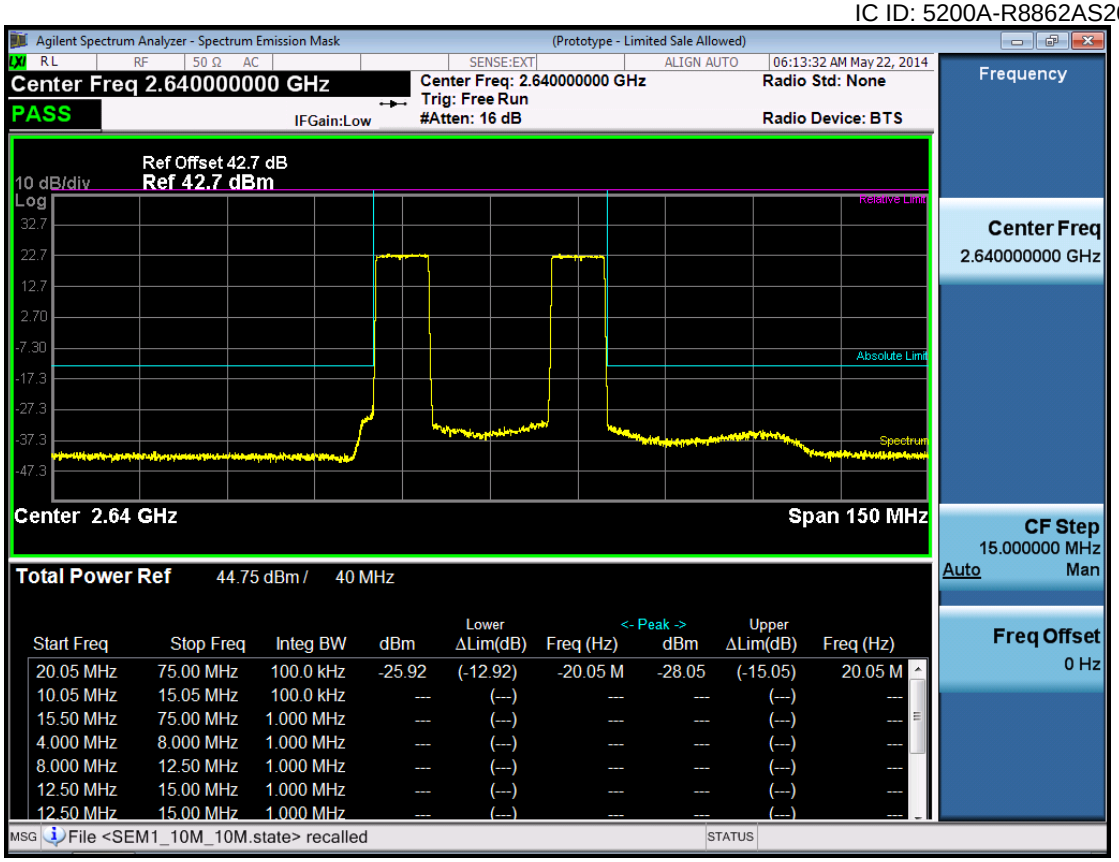

10M+10M -Port 1 -2655MHz

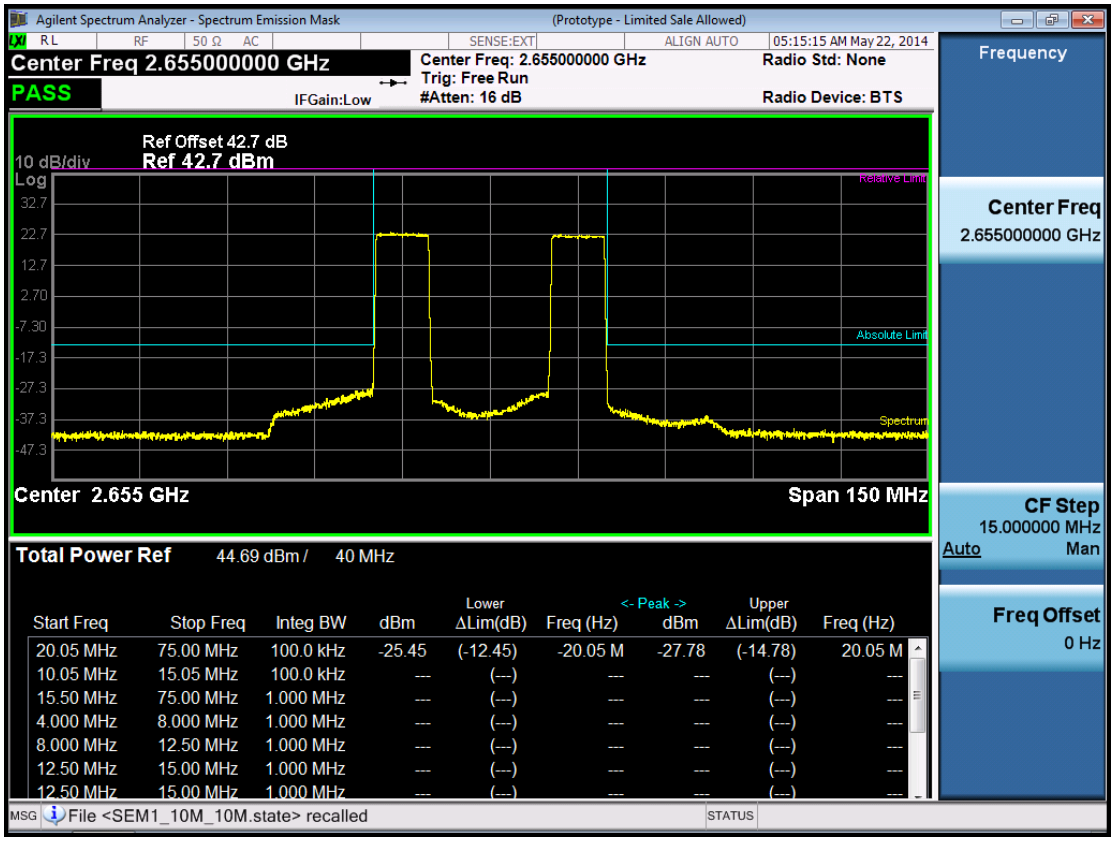

10M+10M -Port 1 -2670MHz

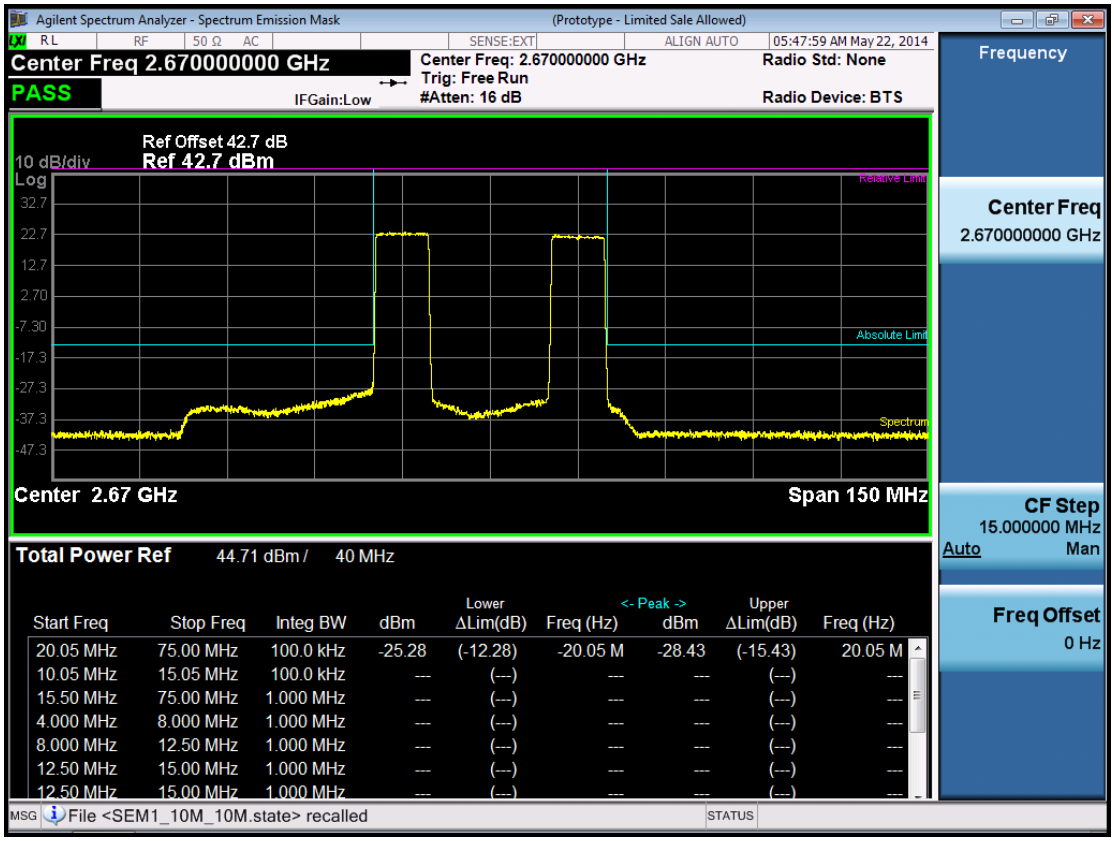

10M+10M -Port 2 -2640MHz

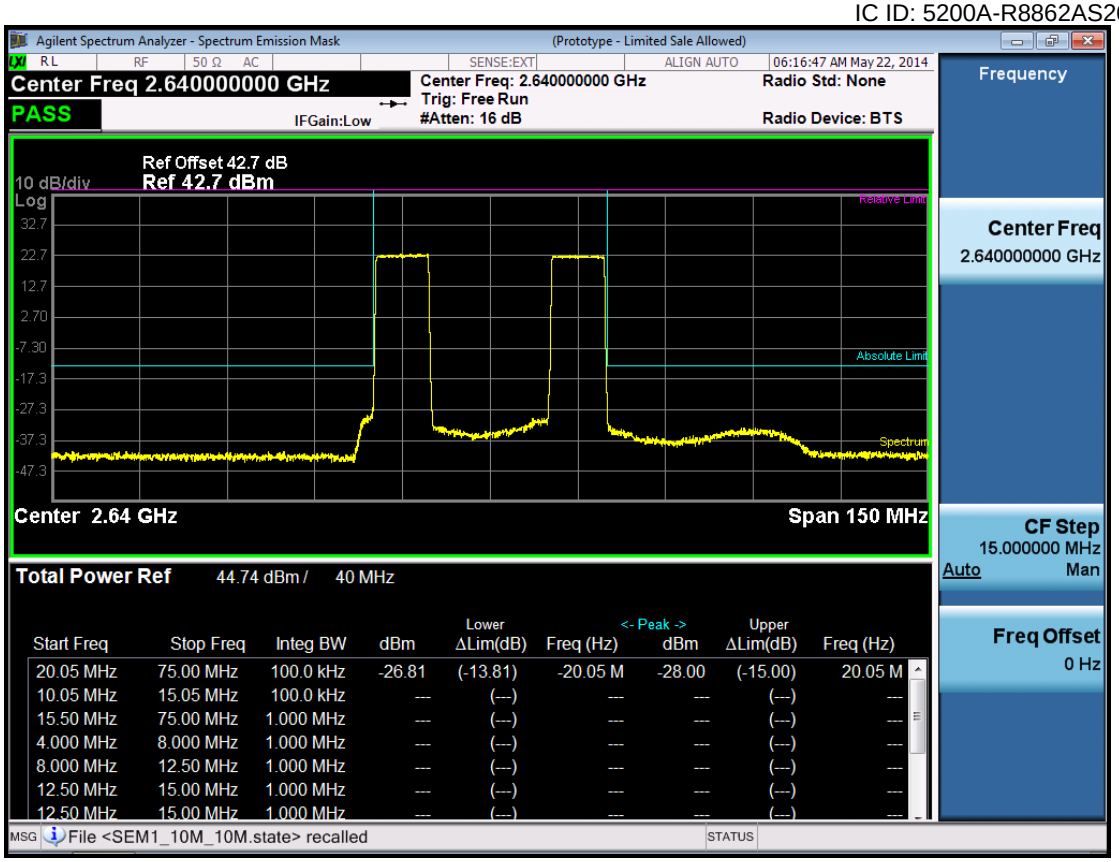

10M+10M -Port 2 -2655MHz

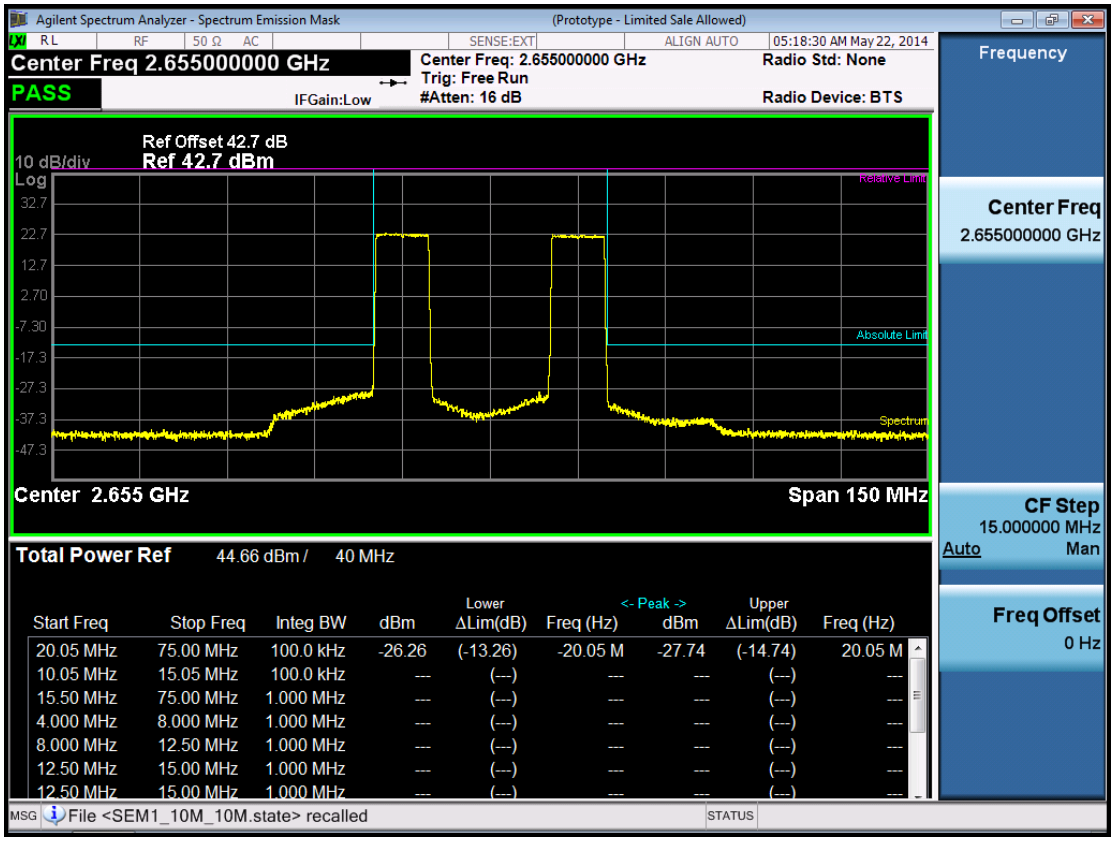

10M+10M -Port 2 -2670MHz

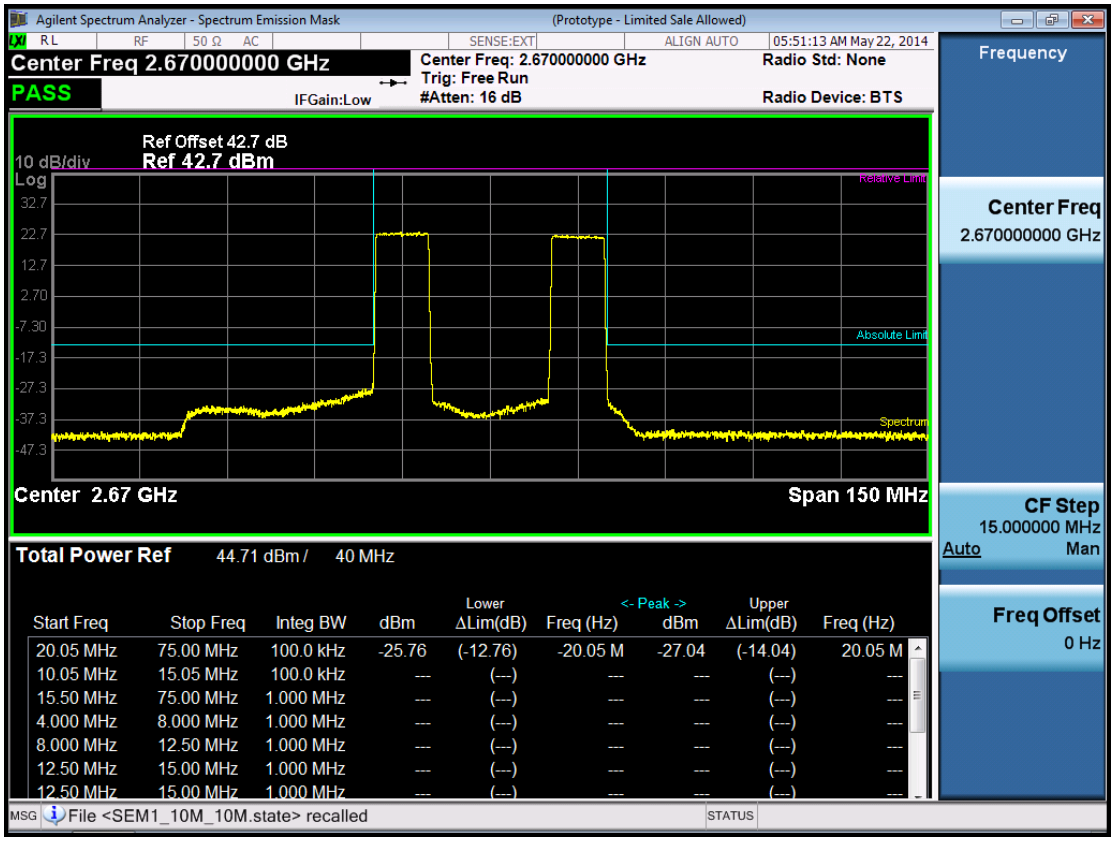

Channel Bandwidth :15M+15M

Port	RF Carrier Center Frequency. (MHz)	Max bandedge Emission (dBm)	Limit (dBm)
1	2640	-29.47	-13
	2655	-27.91	-13
	2670	-27.45	-13
2	2640	-29.68	-13
	2655	-27.78	-13
	2670	-27.96	-13

15M+15M -Port 1 -2640MHz

15M+15M -Port 1 -2655MHz

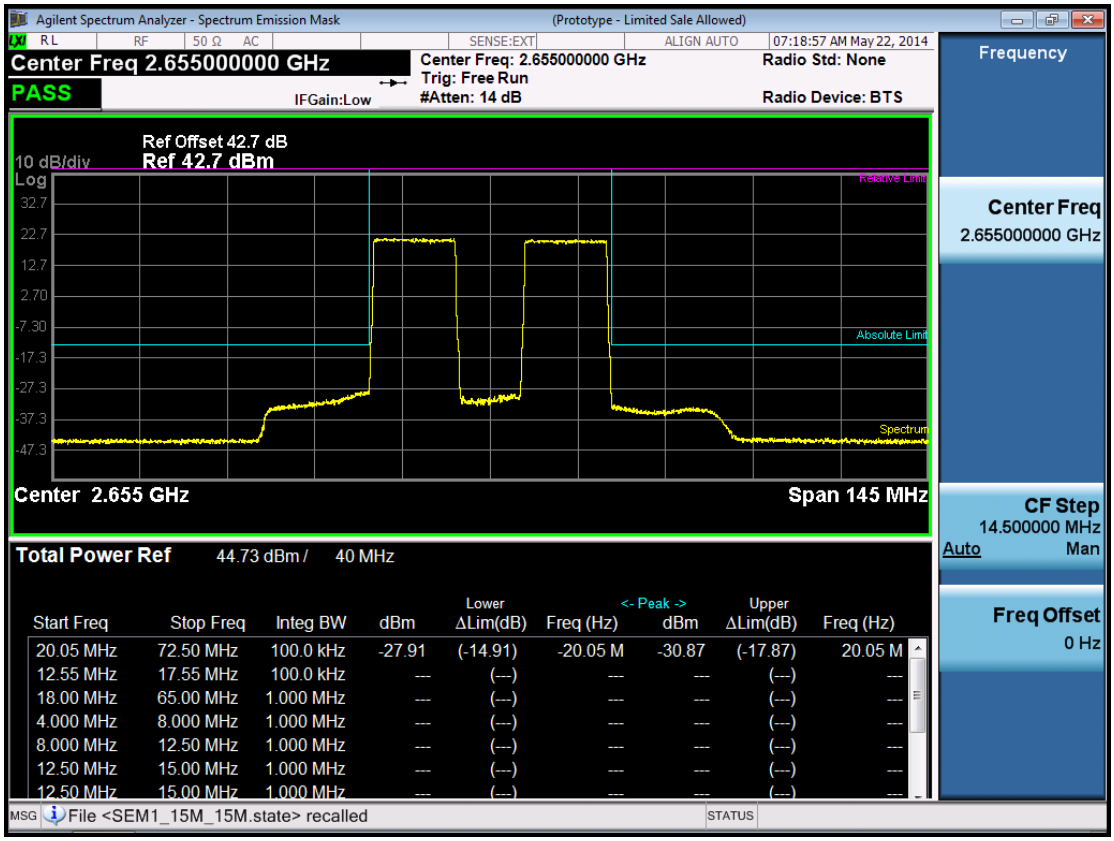

15M+15M -Port 1 -2670MHz

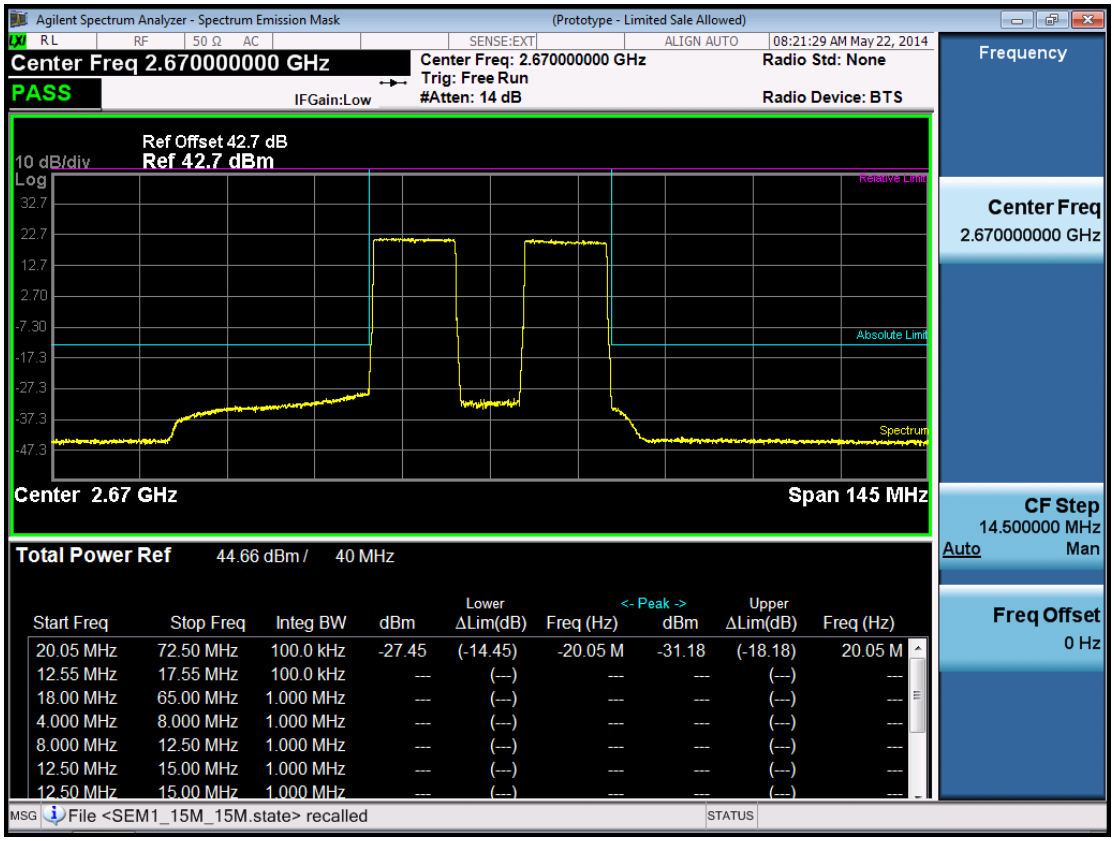

15M+15M -Port 2 -2640MHz

15M+15M -Port 2 -2655MHz

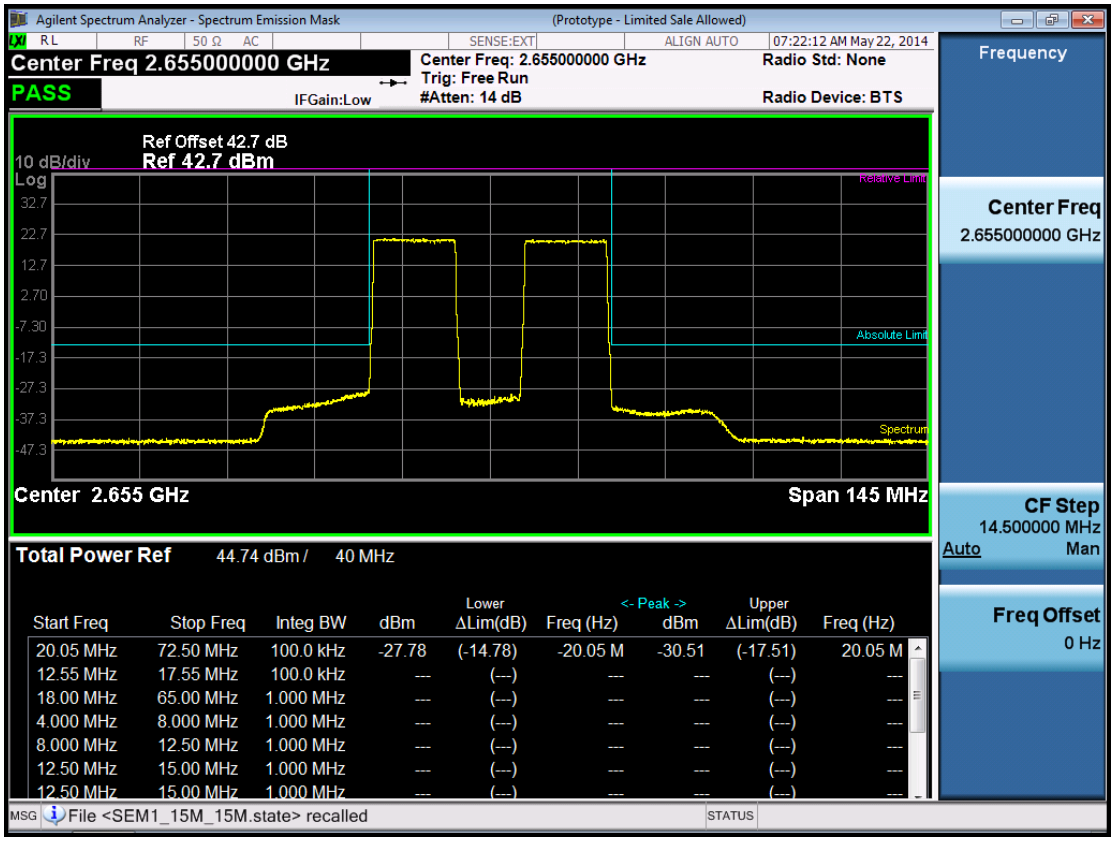

15M+15M -Port 2 -2670MHz

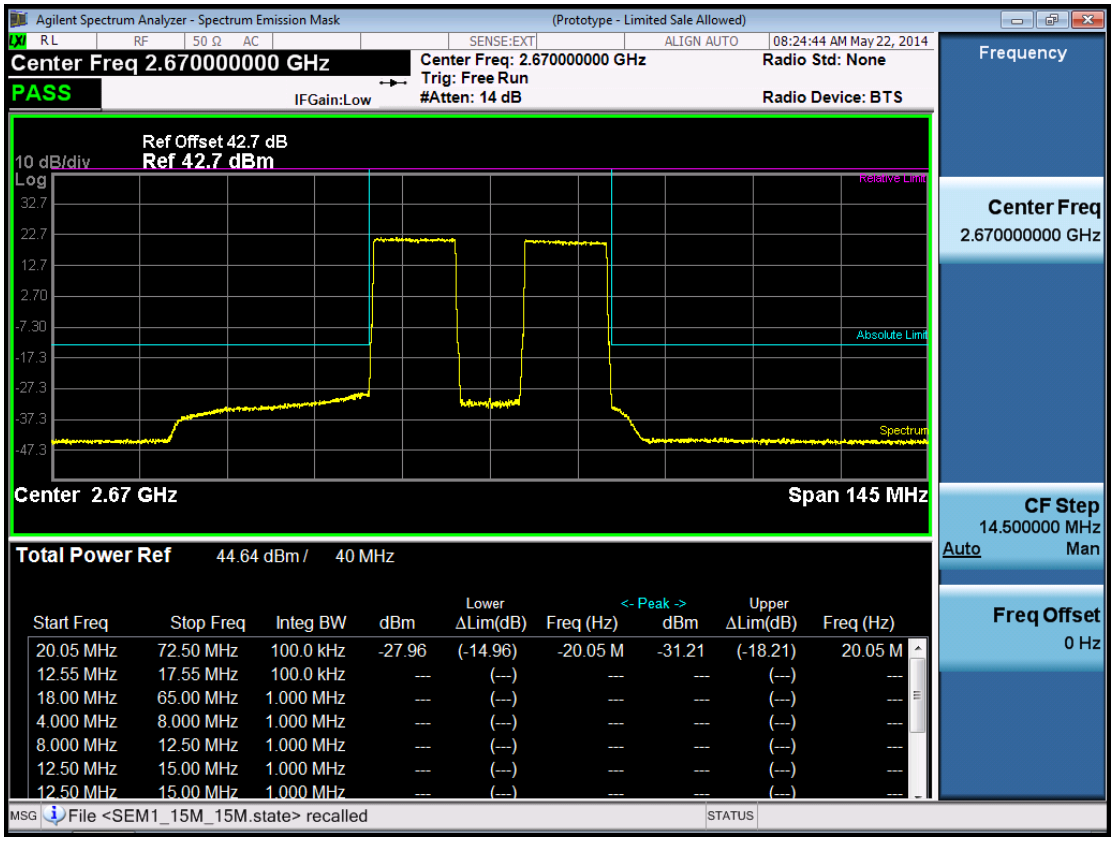

Channel Bandwidth :20M+20M

Port	RF Carrier Center Frequency. (MHz)	Max bandedge Emission (dBm)	Limit (dBm)
1	2640	-28.79	-13
	2655	-28.12	-13
	2670	-28.50	-13
2	2640	-29.64	-13
	2655	-28.60	-13
	2670	-28.61	-13

20M+20M -Port 1 -2640MHz

20M+20M -Port 1 -2655MHz

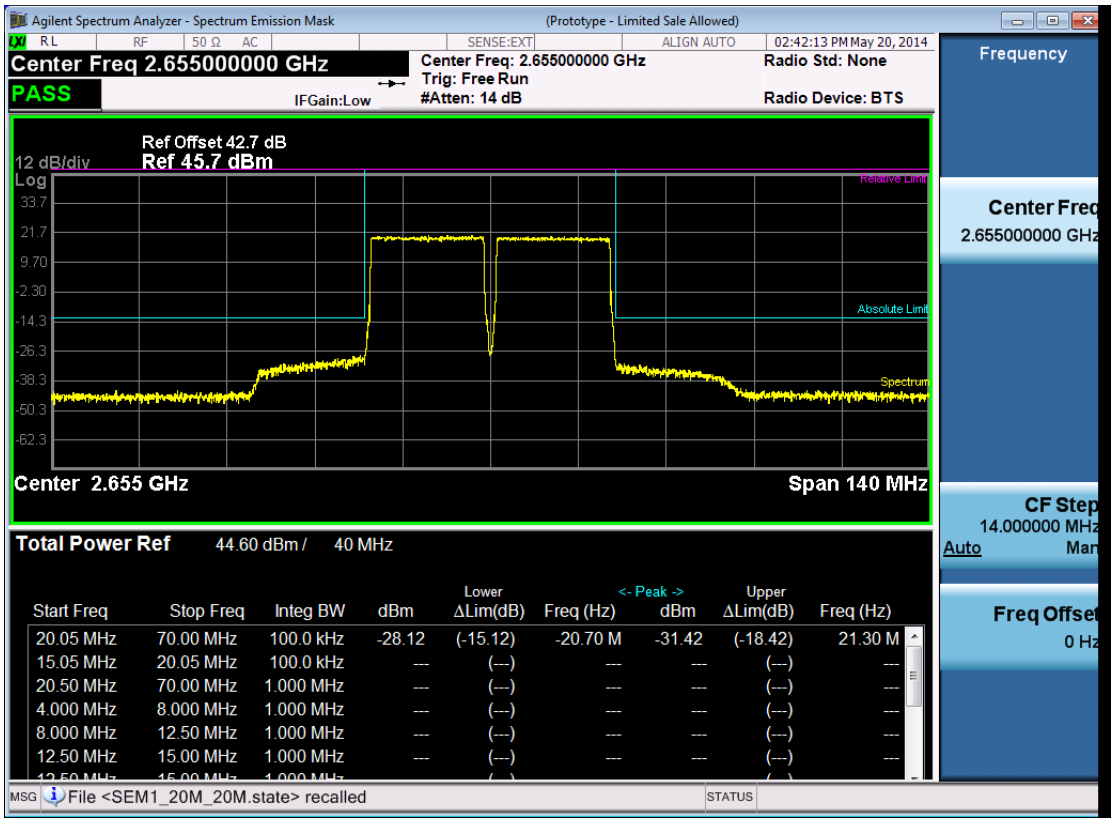

20M+20M -Port 1 -2670MHz

20M+20M -Port 2 -2640MHz

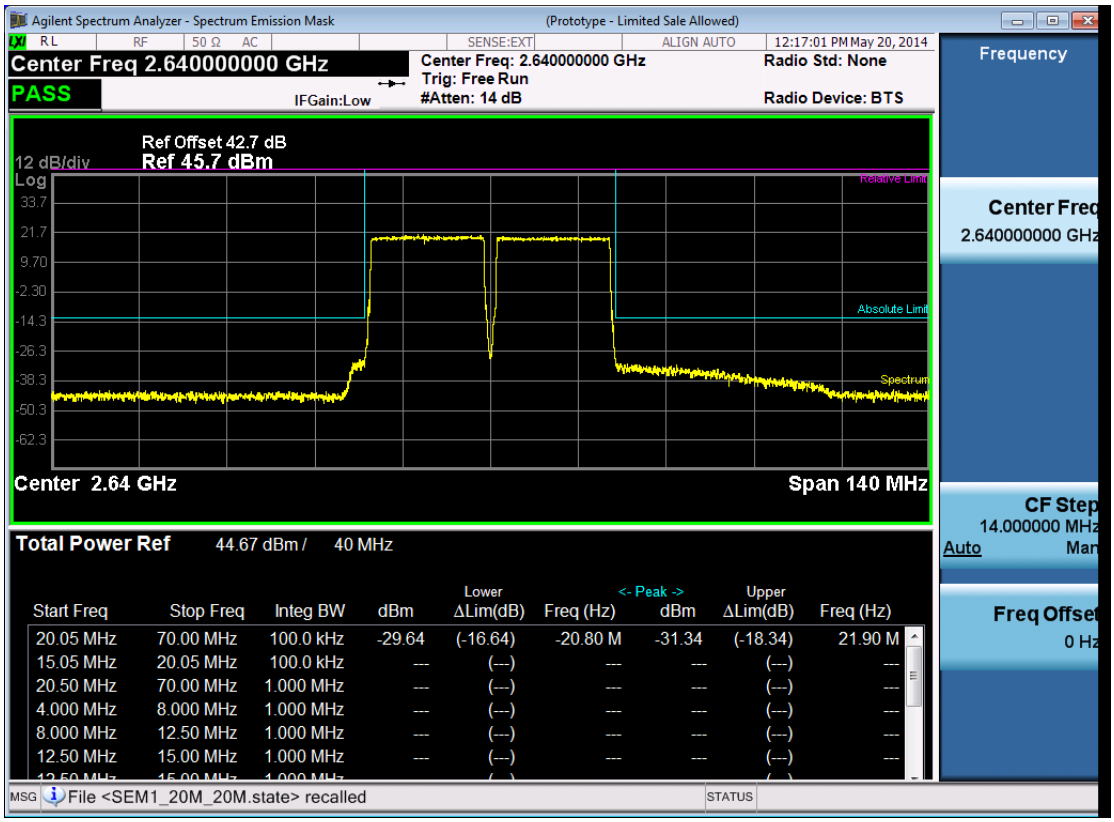

20M+20M -Port 2 -2655MHz

20M+20M -Port 2 -2670MHz

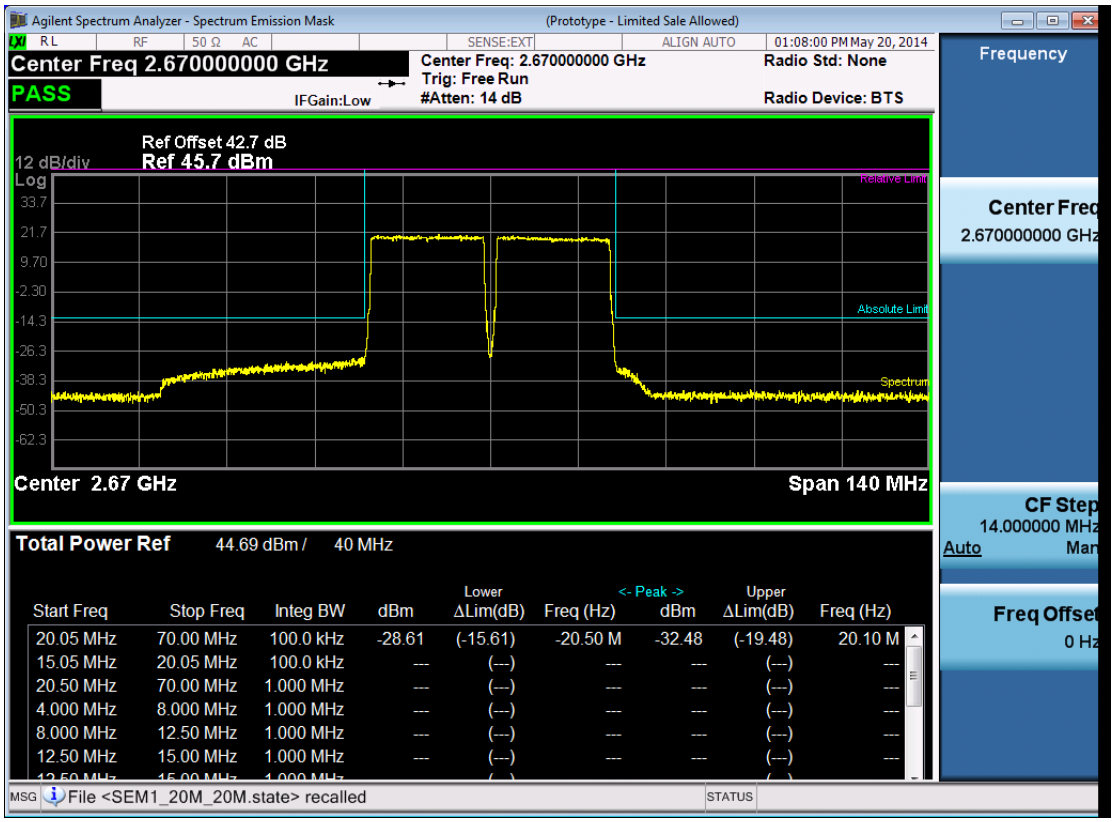

13 FREQUENCY STABILITY

Requirements: The frequency stability shall be sufficient to ensure that the fundamental emissions stay within the authorized bands of operation.

Test Equipment List and Details

Manufacturer	Description	Model	Serial Number	Calibration Date	Calibration Due Date
GZ-ESPEC	Temperature Chamber	EW0470	06113028	2015.12.06	2016.12.06
Agilent	MXA Series Spectrum Analyzer	N9030A	MY49431143	2015.06.18	2016.06.18
DTS	DTS 40dB Attenuator	DTS100-40-3-1	09112005	2015.07.19	2016.07.19

***statement of traceability:** ZTE Corporation Reliability Testing Center attest that all calibration have been performed per the NVLAP requirements, traceable to NIST.

Test Procedure

Frequency Stability vs. Temperature: The equipment under test was connected to an external DC power supply and the RF output was connected to a Spectrum Analyzer via feed-through attenuators. The EUT was placed inside the temperature chamber. The DC leads and RF output cable exited the chamber through an opening made for the purpose.
After the temperature stabilized for approximately 150 minutes, the frequency output was recorded from the counter.
Frequency Stability vs. Voltage: An external variable DC power supply Source. The voltage was set to 115% of the nominal value and was then decreased until the transmitter light no longer illuminated; i.e., the end point. The output frequency was recorded for each voltage.

Environmental Conditions

Normal condition:	25° C
Relative Humidity:	54%
ATM Pressure:	1011 mbar

Test Result: Pass

Test Mode: Transmitting LTE

Test Data

Frequency Stability Versus Temperature

Frequency Stability vs Temperature（Channel Bandwidth:20M Frequency :2655MHz）							
Temperature (℃)	**Power Supplied (V_{DC})**	**Port**	**Frequency Measure Error (Hz)**	**E-TM**	**Limit (ppm)**	**Limit (Hz)**	**Result**
-40	-48	1	0.313	TM2.0	0.05	37.3	PASS
			0.292	TM3.1	0.05	37.3	PASS
			0.298	TM3.2	0.05	37.3	PASS
			0.221	TM3.3	0.05	37.3	PASS
		2	0.810	TM2.0	0.05	37.3	PASS
			0.123	TM3.1	0.05	37.3	PASS
			0.118	TM3.2	0.05	37.3	PASS
			1.530	TM3.3	0.05	37.3	PASS
-30		1	1.021	TM2.0	0.05	37.3	PASS
			0.423	TM3.1	0.05	37.3	PASS
			0.325	TM3.2	0.05	37.3	PASS
			0.381	TM3.3	0.05	37.3	PASS
		2	0.152	TM2.0	0.05	37.3	PASS
			1.687	TM3.1	0.05	37.3	PASS
			0.264	TM3.2	0.05	37.3	PASS
			0.328	TM3.3	0.05	37.3	PASS
-20		1	0.124	TM2.0	0.05	37.3	PASS
			0.510	TM3.1	0.05	37.3	PASS
			0.101	TM3.2	0.05	37.3	PASS
			0.493	TM3.3	0.05	37.3	PASS
		2	0.206	TM2.0	0.05	37.3	PASS

			0.114	TM3.1	0.05	37.3	PASS
			0.213	TM3.2	0.05	37.3	PASS
			0.323	TM3.3	0.05	37.3	PASS
-10		1	0.067	TM2.0	0.05	37.3	PASS
			0.057	TM3.1	0.05	37.3	PASS
			0.504	TM3.2	0.05	37.3	PASS
			0.156	TM3.3	0.05	37.3	PASS
		2	0.124	TM2.0	0.05	37.3	PASS
			0.156	TM3.1	0.05	37.3	PASS
			0.301	TM3.2	0.05	37.3	PASS
			0.156	TM3.3	0.05	37.3	PASS
0		1	0.068	TM2.0	0.05	37.3	PASS
			0.142	TM3.1	0.05	37.3	PASS
			0.230	TM3.2	0.05	37.3	PASS
			0.102	TM3.3	0.05	37.3	PASS
		2	0.150	TM2.0	0.05	37.3	PASS
			0.162	TM3.1	0.05	37.3	PASS
			0.580	TM3.2	0.05	37.3	PASS
			0.219	TM3.3	0.05	37.3	PASS
10		1	0.090	TM2.0	0.05	37.3	PASS
			0.233	TM3.1	0.05	37.3	PASS
			0.162	TM3.2	0.05	37.3	PASS
			0.090	TM3.3	0.05	37.3	PASS
		2	0.090	TM2.0	0.05	37.3	PASS
			0.162	TM3.1	0.05	37.3	PASS
			0.110	TM3.2	0.05	37.3	PASS
			0.172	TM3.3	0.05	37.3	PASS
20		1	0.230	TM2.0	0.05	37.3	PASS
			0.430	TM3.1	0.05	37.3	PASS
			0.321	TM3.2	0.05	37.3	PASS
			0.112	TM3.3	0.05	37.3	PASS
		2	0.672	TM2.0	0.05	37.3	PASS
			0.166	TM3.1	0.05	37.3	PASS
			0.318	TM3.2	0.05	37.3	PASS
			0.172	TM3.3	0.05	37.3	PASS
30		1	0.268	TM2.0	0.05	37.3	PASS
			0.856	TM3.1	0.05	37.3	PASS
			0.121	TM3.2	0.05	37.3	PASS

			0.107	TM3.3	0.05	37.3	PASS
		2	1.140	TM2.0	0.05	37.3	PASS
			1.103	TM3.1	0.05	37.3	PASS
			0.756	TM3.2	0.05	37.3	PASS
			0.259	TM3.3	0.05	37.3	PASS
40		1	0.121	TM2.0	0.05	37.3	PASS
			0.323	TM3.1	0.05	37.3	PASS
			0.234	TM3.2	0.05	37.3	PASS
			0.235	TM3.3	0.05	37.3	PASS
		2	0.785	TM2.0	0.05	37.3	PASS
			0.563	TM3.1	0.05	37.3	PASS
			0.233	TM3.2	0.05	37.3	PASS
			0.125	TM3.3	0.05	37.3	PASS
50		1	0.523	TM2.0	0.05	37.3	PASS
			0.962	TM3.1	0.05	37.3	PASS
			0.354	TM3.2	0.05	37.3	PASS
			0.076	TM3.3	0.05	37.3	PASS
		2	1.923	TM2.0	0.05	37.3	PASS
			1.023	TM3.1	0.05	37.3	PASS
			0.564	TM3.2	0.05	37.3	PASS
			0.823	TM3.3	0.05	37.3	PASS
55		1	0.612	TM2.0	0.05	37.3	PASS
			1.031	TM3.1	0.05	37.3	PASS
			0.345	TM3.2	0.05	37.3	PASS
			0.625	TM3.3	0.05	37.3	PASS
		2	1.239	TM2.0	0.05	37.3	PASS
			1.023	TM3.1	0.05	37.3	PASS
			0.420	TM3.2	0.05	37.3	PASS
			0.843	TM3.3	0.05	37.3	PASS

Frequency Stability vs Temperature（Channel Bandwidth:20M　Frequency :2655MHz）							
Temperature (℃)	**Power Supplied (V_{AC})**	**Port**	**Frequency Measure Error (Hz)**	**E-TM**	**Limit (ppm)**	**Limit (Hz)**	**Result**
-40	220	1	0.213	TM2.0	0.05	37.3	PASS
			0.232	TM3.1	0.05	37.3	PASS
			0.248	TM3.2	0.05	37.3	PASS

			0.271	TM3.3	0.05	37.3	PASS
		2	0.610	TM2.0	0.05	37.3	PASS
			0.223	TM3.1	0.05	37.3	PASS
			0.318	TM3.2	0.05	37.3	PASS
			1.430	TM3.3	0.05	37.3	PASS
-30		1	1.221	TM2.0	0.05	37.3	PASS
			0.323	TM3.1	0.05	37.3	PASS
			0.625	TM3.2	0.05	37.3	PASS
			0.481	TM3.3	0.05	37.3	PASS
		2	0.252	TM2.0	0.05	37.3	PASS
			1.287	TM3.1	0.05	37.3	PASS
			0.164	TM3.2	0.05	37.3	PASS
			0.328	TM3.3	0.05	37.3	PASS
-20		1	0.124	TM2.0	0.05	37.3	PASS
			0.510	TM3.1	0.05	37.3	PASS
			0.171	TM3.2	0.05	37.3	PASS
			0.473	TM3.3	0.05	37.3	PASS
		2	0.246	TM2.0	0.05	37.3	PASS
			0.414	TM3.1	0.05	37.3	PASS
			0.213	TM3.2	0.05	37.3	PASS
			0.343	TM3.3	0.05	37.3	PASS
-10		1	0.367	TM2.0	0.05	37.3	PASS
			0.257	TM3.1	0.05	37.3	PASS
			0.204	TM3.2	0.05	37.3	PASS
			0.256	TM3.3	0.05	37.3	PASS
		2	0.624	TM2.0	0.05	37.3	PASS
			0.156	TM3.1	0.05	37.3	PASS
			0.401	TM3.2	0.05	37.3	PASS
			0.356	TM3.3	0.05	37.3	PASS
0		1	0.568	TM2.0	0.05	37.3	PASS
			0.242	TM3.1	0.05	37.3	PASS
			0.130	TM3.2	0.05	37.3	PASS
			0.302	TM3.3	0.05	37.3	PASS
		2	0.550	TM2.0	0.05	37.3	PASS
			0.762	TM3.1	0.05	37.3	PASS
			0.580	TM3.2	0.05	37.3	PASS
			0.219	TM3.3	0.05	37.3	PASS
10		1	0.290	TM2.0	0.05	37.3	PASS

			0.333	TM3.1	0.05	37.3	PASS
			0.662	TM3.2	0.05	37.3	PASS
			0.390	TM3.3	0.05	37.3	PASS
		2	0.290	TM2.0	0.05	37.3	PASS
			0.262	TM3.1	0.05	37.3	PASS
			0.110	TM3.2	0.05	37.3	PASS
			0.172	TM3.3	0.05	37.3	PASS
20		1	0.130	TM2.0	0.05	37.3	PASS
			0.330	TM3.1	0.05	37.3	PASS
			0.521	TM3.2	0.05	37.3	PASS
			0.212	TM3.3	0.05	37.3	PASS
		2	0.172	TM2.0	0.05	37.3	PASS
			0.136	TM3.1	0.05	37.3	PASS
			0.338	TM3.2	0.05	37.3	PASS
			0.472	TM3.3	0.05	37.3	PASS
30		1	0.568	TM2.0	0.05	37.3	PASS
			0.356	TM3.1	0.05	37.3	PASS
			0.221	TM3.2	0.05	37.3	PASS
			0.207	TM3.3	0.05	37.3	PASS
		2	1.140	TM2.0	0.05	37.3	PASS
			1.103	TM3.1	0.05	37.3	PASS
			1.756	TM3.2	0.05	37.3	PASS
			0.459	TM3.3	0.05	37.3	PASS
40		1	0.121	TM2.0	0.05	37.3	PASS
			0.323	TM3.1	0.05	37.3	PASS
			0.234	TM3.2	0.05	37.3	PASS
			0.235	TM3.3	0.05	37.3	PASS
		2	0.785	TM2.0	0.05	37.3	PASS
			0.563	TM3.1	0.05	37.3	PASS
			0.233	TM3.2	0.05	37.3	PASS
			0.125	TM3.3	0.05	37.3	PASS
50		1	0.323	TM2.0	0.05	37.3	PASS
			0.262	TM3.1	0.05	37.3	PASS
			0.554	TM3.2	0.05	37.3	PASS
			0.376	TM3.3	0.05	37.3	PASS
		2	1.223	TM2.0	0.05	37.3	PASS
			1.223	TM3.1	0.05	37.3	PASS
			0.264	TM3.2	0.05	37.3	PASS

			0.823	TM3.3	0.05	37.3	PASS
55		1	0.212	TM2.0	0.05	37.3	PASS
			1.331	TM3.1	0.05	37.3	PASS
			0.545	TM3.2	0.05	37.3	PASS
			0.725	TM3.3	0.05	37.3	PASS
		2	1.139	TM2.0	0.05	37.3	PASS
			1.123	TM3.1	0.05	37.3	PASS
			0.420	TM3.2	0.05	37.3	PASS
			0.143	TM3.3	0.05	37.3	PASS

Frequency Stability vs Temperature（Channel Bandwidth:20M Frequency :2655MHz）							
Temperature (℃)	**Power Supplied (V_{AC})**	**Port**	**Frequency Measure Error (Hz)**	**E-TM**	**Limit (ppm)**	**Limit (Hz)**	**Result**
-40	110	1	0.313	TM2.0	0.05	37.3	PASS
			0.242	TM3.1	0.05	37.3	PASS
			0.263	TM3.2	0.05	37.3	PASS
			0.132	TM3.3	0.05	37.3	PASS
		2	0.210	TM2.0	0.05	37.3	PASS
			0.323	TM3.1	0.05	37.3	PASS
			0.118	TM3.2	0.05	37.3	PASS
			1.130	TM3.3	0.05	37.3	PASS
-30		1	1.211	TM2.0	0.05	37.3	PASS
			0.323	TM3.1	0.05	37.3	PASS
			0.225	TM3.2	0.05	37.3	PASS
			0.431	TM3.3	0.05	37.3	PASS
		2	0.212	TM2.0	0.05	37.3	PASS
			1.237	TM3.1	0.05	37.3	PASS
			0.144	TM3.2	0.05	37.3	PASS
			0.328	TM3.3	0.05	37.3	PASS
-20		1	0.124	TM2.0	0.05	37.3	PASS
			0.410	TM3.1	0.05	37.3	PASS
			0.121	TM3.2	0.05	37.3	PASS
			0.413	TM3.3	0.05	37.3	PASS
		2	0.216	TM2.0	0.05	37.3	PASS
			0.414	TM3.1	0.05	37.3	PASS
			0.113	TM3.2	0.05	37.3	PASS
			0.313	TM3.3	0.05	37.3	PASS

-10		1	0.167	TM2.0	0.05	37.3	PASS
			0.257	TM3.1	0.05	37.3	PASS
			0.214	TM3.2	0.05	37.3	PASS
			0.226	TM3.3	0.05	37.3	PASS
		2	0.624	TM2.0	0.05	37.3	PASS
			0.154	TM3.1	0.05	37.3	PASS
			0.101	TM3.2	0.05	37.3	PASS
			0.316	TM3.3	0.05	37.3	PASS
0		1	0.564	TM2.0	0.05	37.3	PASS
			0.212	TM3.1	0.05	37.3	PASS
			0.110	TM3.2	0.05	37.3	PASS
			0.322	TM3.3	0.05	37.3	PASS
		2	0.520	TM2.0	0.05	37.3	PASS
			0.262	TM3.1	0.05	37.3	PASS
			0.280	TM3.2	0.05	37.3	PASS
			0.229	TM3.3	0.05	37.3	PASS
10		1	0.220	TM2.0	0.05	37.3	PASS
			0.323	TM3.1	0.05	37.3	PASS
			0.262	TM3.2	0.05	37.3	PASS
			0.320	TM3.3	0.05	37.3	PASS
		2	0.220	TM2.0	0.05	37.3	PASS
			0.222	TM3.1	0.05	37.3	PASS
			0.120	TM3.2	0.05	37.3	PASS
			0.122	TM3.3	0.05	37.3	PASS
20		1	0.131	TM2.0	0.05	37.3	PASS
			0.320	TM3.1	0.05	37.3	PASS
			0.221	TM3.2	0.05	37.3	PASS
			0.222	TM3.3	0.05	37.3	PASS
		2	0.122	TM2.0	0.05	37.3	PASS
			0.126	TM3.1	0.05	37.3	PASS
			0.322	TM3.2	0.05	37.3	PASS
			0.272	TM3.3	0.05	37.3	PASS
30		1	0.268	TM2.0	0.05	37.3	PASS
			0.156	TM3.1	0.05	37.3	PASS
			0.221	TM3.2	0.05	37.3	PASS
			0.207	TM3.3	0.05	37.3	PASS
		2	1.120	TM2.0	0.05	37.3	PASS
			1.103	TM3.1	0.05	37.3	PASS

			1.256	TM3.2	0.05	37.3	PASS
			0.159	TM3.3	0.05	37.3	PASS
40		1	0.121	TM2.0	0.05	37.3	PASS
			0.123	TM3.1	0.05	37.3	PASS
			0.214	TM3.2	0.05	37.3	PASS
			0.215	TM3.3	0.05	37.3	PASS
		2	0.285	TM2.0	0.05	37.3	PASS
			0.163	TM3.1	0.05	37.3	PASS
			0.233	TM3.2	0.05	37.3	PASS
			0.115	TM3.3	0.05	37.3	PASS
50		1	0.123	TM2.0	0.05	37.3	PASS
			0.262	TM3.1	0.05	37.3	PASS
			0.154	TM3.2	0.05	37.3	PASS
			0.176	TM3.3	0.05	37.3	PASS
		2	1.223	TM2.0	0.05	37.3	PASS
			1.223	TM3.1	0.05	37.3	PASS
			0.364	TM3.2	0.05	37.3	PASS
			0.123	TM3.3	0.05	37.3	PASS
55		1	0.212	TM2.0	0.05	37.3	PASS
			1.131	TM3.1	0.05	37.3	PASS
			0.145	TM3.2	0.05	37.3	PASS
			0.125	TM3.3	0.05	37.3	PASS
		2	1.239	TM2.0	0.05	37.3	PASS
			1.423	TM3.1	0.05	37.3	PASS
			0.420	TM3.2	0.05	37.3	PASS
			0.143	TM3.3	0.05	37.3	PASS

	Frequency Stability vs Temperature（Channel Bandwidth:10M+10M RF Center Frequency :2655MHz）							
Temperature (℃)	**Power Supplied (V_{DC})**	**Port**	**Carry1 Frequency Measure Error (Hz)**	**Carry2 Frequency Measure Error (Hz)**	**E-TM**	**Limit (ppm)**	**Limit (Hz)**	**Result**
-40	-48	1	-1.039	-1.179	TM2.0	0.05	37.3	PASS
			-1.296	-1.135	TM3.1	0.05	37.3	PASS
			-1.166	-0.996	TM3.2	0.05	37.3	PASS
			-0.783	-0.921	TM3.3	0.05	37.3	PASS
		2	-1.209	-0.956	TM2.0	0.05	37.3	PASS

		-1.132	-1.162	TM3.1	0.05	37.3	PASS
		-1.117	-1.265	TM3.2	0.05	37.3	PASS
		-1.045	-1.315	TM3.3	0.05	37.3	PASS
-30	1	-1.015	-1.117	TM2.0	0.05	37.3	PASS
		-1.226	-1.1213	TM3.1	0.05	37.3	PASS
		-1.162	-1.0021	TM3.2	0.05	37.3	PASS
		-0.802	-0.8923	TM3.3	0.05	37.3	PASS
	2	-1.149	-0.9612	TM2.0	0.05	37.3	PASS
		-1.095	-1.162	TM3.1	0.05	37.3	PASS
		-1.117	-1.185	TM3.2	0.05	37.3	PASS
		-1.024	-1.256	TM3.3	0.05	37.3	PASS
-20	1	-1.001	-1.085	TM2.0	0.05	37.3	PASS
		-1.221	-1.095	TM3.1	0.05	37.3	PASS
		-1.159	-1.010	TM3.2	0.05	37.3	PASS
		-0.811	-0.882	TM3.3	0.05	37.3	PASS
	2	-1.159	-0.971	TM2.0	0.05	37.3	PASS
		-1.056	-1.152	TM3.1	0.05	37.3	PASS
		-1.096	-1.125	TM3.2	0.05	37.3	PASS
		-1.011	-1.232	TM3.3	0.05	37.3	PASS
-10	1	-1.002	-1.085	TM2.0	0.05	37.3	PASS
		-1.211	-1.095	TM3.1	0.05	37.3	PASS
		-1.143	-1.010	TM3.2	0.05	37.3	PASS
		-0.802	-0.862	TM3.3	0.05	37.3	PASS
	2	-1.142	-0.965	TM2.0	0.05	37.3	PASS
		-1.032	-1.131	TM3.1	0.05	37.3	PASS
		-1.095	-1.130	TM3.2	0.05	37.3	PASS
		-1.015	-1.212	TM3.3	0.05	37.3	PASS
0	1	-0.986	-1.011	TM2.0	0.05	37.3	PASS
		-1.101	-1.090	TM3.1	0.05	37.3	PASS
		-1.144	-1.020	TM3.2	0.05	37.3	PASS
		-0.800	-0.842	TM3.3	0.05	37.3	PASS
	2	-1.092	-0.985	TM2.0	0.05	37.3	PASS
		-1.012	-1.123	TM3.1	0.05	37.3	PASS
		-1.064	-1.130	TM3.2	0.05	37.3	PASS
		-1.014	-1.156	TM3.3	0.05	37.3	PASS
10	1	-0.986	-0.998	TM2.0	0.05	37.3	PASS
		-1.096	-1.066	TM3.1	0.05	37.3	PASS
		-1.102	-0.996	TM3.2	0.05	37.3	PASS

			-0.802	-0.856	TM3.3	0.05	37.3	PASS
		2	-1.122	-0.975	TM2.0	0.05	37.3	PASS
			-1.022	-1.121	TM3.1	0.05	37.3	PASS
			-1.065	-1.112	TM3.2	0.05	37.3	PASS
			-1.021	-1.122	TM3.3	0.05	37.3	PASS
20		1	-0.988	-0.981	TM2.0	0.05	37.3	PASS
			-1.106	-1.046	TM3.1	0.05	37.3	PASS
			-1.096	-0.985	TM3.2	0.05	37.3	PASS
			-0.796	-0.855	TM3.3	0.05	37.3	PASS
		2	-1.122	-0.985	TM2.0	0.05	37.3	PASS
			-1.015	-1.109	TM3.1	0.05	37.3	PASS
			-1.043	-1.106	TM3.2	0.05	37.3	PASS
			-1.005	-1.136	TM3.3	0.05	37.3	PASS
30		1	-0.978	-0.971	TM2.0	0.05	37.3	PASS
			-1.066	-1.016	TM3.1	0.05	37.3	PASS
			-1.086	-0.976	TM3.2	0.05	37.3	PASS
			-0.803	-0.865	TM3.3	0.05	37.3	PASS
		2	-1.134	-1.012	TM2.0	0.05	37.3	PASS
			-1.025	-1.115	TM3.1	0.05	37.3	PASS
			-1.123	-1.126	TM3.2	0.05	37.3	PASS
			-1.035	-1.135	TM3.3	0.05	37.3	PASS
40		1	-0.975	-0.986	TM2.0	0.05	37.3	PASS
			-1.052	-1.003	TM3.1	0.05	37.3	PASS
			-1.006	-0.968	TM3.2	0.05	37.3	PASS
			-0.801	-0.864	TM3.3	0.05	37.3	PASS
		2	-1.131	-1.011	TM2.0	0.05	37.3	PASS
			-1.015	-1.105	TM3.1	0.05	37.3	PASS
			-1.123	-1.131	TM3.2	0.05	37.3	PASS
			-1.023	-1.143	TM3.3	0.05	37.3	PASS
50		1	-0.989	-0.976	TM2.0	0.05	37.3	PASS
			-1.042	-0.996	TM3.1	0.05	37.3	PASS
			-1.010	-0.973	TM3.2	0.05	37.3	PASS
			-0.800	-0.863	TM3.3	0.05	37.3	PASS
		2	-1.110	-1.003	TM2.0	0.05	37.3	PASS
			-1.012	-1.098	TM3.1	0.05	37.3	PASS
			-1.112	-1.132	TM3.2	0.05	37.3	PASS
			-1.023	-1.143	TM3.3	0.05	37.3	PASS
55		1	-0.963	-0.943	TM2.0	0.05	37.3	PASS

			-1.032	-0.985	TM3.1	0.05	37.3	PASS
			-0.986	-0.976	TM3.2	0.05	37.3	PASS
			-0.765	-0.863	TM3.3	0.05	37.3	PASS
		2	-1.102	-1.032	TM2.0	0.05	37.3	PASS
			-1.010	-0.988	TM3.1	0.05	37.3	PASS
			-1.019	-1.096	TM3.2	0.05	37.3	PASS
			-1.021	-1.119	TM3.3	0.05	37.3	PASS

	Frequency Stability vs Temperature（Channel Bandwidth:10M+10M RF Center Frequency :2655MHz）							
Temperature (℃)	**Power Supplied (V_{AC})**	**Port**	**Carry1 Frequency Measure Error (Hz)**	**Carry2 Frequency Measure Error (Hz)**	**E-TM**	**Limit (ppm)**	**Limit (Hz)**	**Result**
-40	220	1	-1.139	-1.279	TM2.0	0.05	37.3	PASS
			-1.396	-1.435	TM3.1	0.05	37.3	PASS
			-1.166	-0.196	TM3.2	0.05	37.3	PASS
			-1.783	-1.921	TM3.3	0.05	37.3	PASS
		2	-1.309	-0.656	TM2.0	0.05	37.3	PASS
			-1.332	-1.762	TM3.1	0.05	37.3	PASS
			-1.317	-1.565	TM3.2	0.05	37.3	PASS
			-1.445	-1.215	TM3.3	0.05	37.3	PASS
-30		1	-1.215	-1.117	TM2.0	0.05	37.3	PASS
			-1.326	-1.423	TM3.1	0.05	37.3	PASS
			-1.162	-1.021	TM3.2	0.05	37.3	PASS
			-0.202	-0.823	TM3.3	0.05	37.3	PASS
		2	-1.349	-0.362	TM2.0	0.05	37.3	PASS
			-1.195	-1.322	TM3.1	0.05	37.3	PASS
			-1.517	-1.185	TM3.2	0.05	37.3	PASS
			-1.324	-1.256	TM3.3	0.05	37.3	PASS
-20		1	-1.201	-1.285	TM2.0	0.05	37.3	PASS
			-1.421	-1.595	TM3.1	0.05	37.3	PASS
			-1.559	-1.410	TM3.2	0.05	37.3	PASS
			-0.411	-0.282	TM3.3	0.05	37.3	PASS
		2	-1.559	-0.271	TM2.0	0.05	37.3	PASS
			-1.556	-1.452	TM3.1	0.05	37.3	PASS
			-1.296	-1.325	TM3.2	0.05	37.3	PASS
			-1.211	-1.432	TM3.3	0.05	37.3	PASS
-10		1	-1.102	-1.285	TM2.0	0.05	37.3	PASS

			-1.211	-1.395	TM3.1	0.05	37.3	PASS
			-1.443	-1.710	TM3.2	0.05	37.3	PASS
			-0.702	-0.762	TM3.3	0.05	37.3	PASS
		2	-1.142	-0.365	TM2.0	0.05	37.3	PASS
			-1.432	-1.531	TM3.1	0.05	37.3	PASS
			-1.395	-1.330	TM3.2	0.05	37.3	PASS
			-1.415	-1.512	TM3.3	0.05	37.3	PASS
0		1	-0.286	-1.311	TM2.0	0.05	37.3	PASS
			-1.201	-1.490	TM3.1	0.05	37.3	PASS
			-1.544	-1.420	TM3.2	0.05	37.3	PASS
			-0.400	-0.542	TM3.3	0.05	37.3	PASS
		2	-1.392	-0.685	TM2.0	0.05	37.3	PASS
			-1.212	-1.223	TM3.1	0.05	37.3	PASS
			-1.064	-1.130	TM3.2	0.05	37.3	PASS
			-1.414	-1.256	TM3.3	0.05	37.3	PASS
10		1	-0.286	-0.498	TM2.0	0.05	37.3	PASS
			-1.396	-1.366	TM3.1	0.05	37.3	PASS
			-1.302	-0.956	TM3.2	0.05	37.3	PASS
			-0.602	-0.356	TM3.3	0.05	37.3	PASS
		2	-1.342	-0.655	TM2.0	0.05	37.3	PASS
			-1.622	-1.321	TM3.1	0.05	37.3	PASS
			-1.765	-1.542	TM3.2	0.05	37.3	PASS
			-1.021	-1.622	TM3.3	0.05	37.3	PASS
20		1	-0.288	-0.481	TM2.0	0.05	37.3	PASS
			-1.456	-1.646	TM3.1	0.05	37.3	PASS
			-1.556	-0.485	TM3.2	0.05	37.3	PASS
			-0.296	-0.655	TM3.3	0.05	37.3	PASS
		2	-1.222	-0.585	TM2.0	0.05	37.3	PASS
			-1.515	-1.409	TM3.1	0.05	37.3	PASS
			-1.643	-1.706	TM3.2	0.05	37.3	PASS
			-1.305	-1.436	TM3.3	0.05	37.3	PASS
30		1	-0.278	-1.971	TM2.0	0.05	37.3	PASS
			-1.566	-1.416	TM3.1	0.05	37.3	PASS
			-1.486	-0.376	TM3.2	0.05	37.3	PASS
			-0.303	-0.565	TM3.3	0.05	37.3	PASS
		2	-1.234	-1.212	TM2.0	0.05	37.3	PASS
			-1.225	-1.225	TM3.1	0.05	37.3	PASS
			-1.223	-1.226	TM3.2	0.05	37.3	PASS

			-1.335	-1.335	TM3.3	0.05	37.3	PASS
40		1	-0.375	-0.386	TM2.0	0.05	37.3	PASS
			-1.352	-1.043	TM3.1	0.05	37.3	PASS
			-1.006	-0.668	TM3.2	0.05	37.3	PASS
			-0.851	-0.894	TM3.3	0.05	37.3	PASS
		2	-1.445	-1.571	TM2.0	0.05	37.3	PASS
			-1.675	-1.155	TM3.1	0.05	37.3	PASS
			-1.323	-1.731	TM3.2	0.05	37.3	PASS
			-1.623	-1.743	TM3.3	0.05	37.3	PASS
50		1	-0.289	-0.276	TM2.0	0.05	37.3	PASS
			-1.442	-0.396	TM3.1	0.05	37.3	PASS
			-1.110	-0.273	TM3.2	0.05	37.3	PASS
			-0.400	-0.363	TM3.3	0.05	37.3	PASS
		2	-1.110	-1.003	TM2.0	0.05	37.3	PASS
			-1.412	-1.498	TM3.1	0.05	37.3	PASS
			-1.512	-1.532	TM3.2	0.05	37.3	PASS
			-1.023	-1.743	TM3.3	0.05	37.3	PASS
55		1	-0.263	-0.243	TM2.0	0.05	37.3	PASS
			-1.132	-0.185	TM3.1	0.05	37.3	PASS
			-0.186	-0.276	TM3.2	0.05	37.3	PASS
			-0.365	-0.563	TM3.3	0.05	37.3	PASS
		2	-1.302	-1.732	TM2.0	0.05	37.3	PASS
			-1.310	-0.588	TM3.1	0.05	37.3	PASS
			-1.019	-1.396	TM3.2	0.05	37.3	PASS
			-1.421	-1.619	TM3.3	0.05	37.3	PASS

	Frequency Stability vs Temperature（Channel Bandwidth:10M+10M RF Center Frequency :2655MHz）							
Temperature (℃)	**Power Supplied (V_{AC})**	**Port**	**Carry1 Frequency Measure Error (Hz)**	**Carry2 Frequency Measure Error (Hz)**	**E-TM**	**Limit (ppm)**	**Limit (Hz)**	**Result**
-40	110	1	-0.139	-.379	TM2.0	0.05	37.3	PASS
			-1.316	-1.235	TM3.1	0.05	37.3	PASS
			-1.136	-0.156	TM3.2	0.05	37.3	PASS
			-1.183	-1.221	TM3.3	0.05	37.3	PASS
		2	-1.309	-0.356	TM2.0	0.05	37.3	PASS
			-1.232	-1.462	TM3.1	0.05	37.3	PASS
			-1.637	-1.455	TM3.2	0.05	37.3	PASS

			-1.335	-1.345	TM3.3	0.05	37.3	PASS
-30		1	-1.515	-1.317	TM2.0	0.05	37.3	PASS
			-1.326	-1.423	TM3.1	0.05	37.3	PASS
			-1.262	-1.421	TM3.2	0.05	37.3	PASS
			-0.202	-0.823	TM3.3	0.05	37.3	PASS
		2	-1.449	-0.462	TM2.0	0.05	37.3	PASS
			-1.495	-1.622	TM3.1	0.05	37.3	PASS
			-1.417	-1.385	TM3.2	0.05	37.3	PASS
			-1.124	-1.456	TM3.3	0.05	37.3	PASS
-20		1	-1.231	-1.245	TM2.0	0.05	37.3	PASS
			-1.651	-1.395	TM3.1	0.05	37.3	PASS
			-1.159	-1.810	TM3.2	0.05	37.3	PASS
			-0.211	-0.282	TM3.3	0.05	37.3	PASS
		2	-1.259	-0.321	TM2.0	0.05	37.3	PASS
			-1.256	-1.152	TM3.1	0.05	37.3	PASS
			-1.296	-1.225	TM3.2	0.05	37.3	PASS
			-1.111	-1.332	TM3.3	0.05	37.3	PASS
-10		1	-1.402	-1.285	TM2.0	0.05	37.3	PASS
			-1.411	-1.295	TM3.1	0.05	37.3	PASS
			-1.443	-1.210	TM3.2	0.05	37.3	PASS
			-0.602	-0.562	TM3.3	0.05	37.3	PASS
		2	-1.742	-0.345	TM2.0	0.05	37.3	PASS
			-1.332	-1.571	TM3.1	0.05	37.3	PASS
			-1.395	-1.630	TM3.2	0.05	37.3	PASS
			-1.415	-1.582	TM3.3	0.05	37.3	PASS
0		1	-0.786	-1.391	TM2.0	0.05	37.3	PASS
			-1.201	-1.496	TM3.1	0.05	37.3	PASS
			-1.554	-1.480	TM3.2	0.05	37.3	PASS
			-0.480	-0.952	TM3.3	0.05	37.3	PASS
		2	-1.892	-0.695	TM2.0	0.05	37.3	PASS
			-1.252	-1.223	TM3.1	0.05	37.3	PASS
			-1.464	-1.330	TM3.2	0.05	37.3	PASS
			-1.454	-1.226	TM3.3	0.05	37.3	PASS
10		1	-0.256	-0.428	TM2.0	0.05	37.3	PASS
			-1.396	-1.356	TM3.1	0.05	37.3	PASS
			-1.332	-0.966	TM3.2	0.05	37.3	PASS
			-0.612	-0.256	TM3.3	0.05	37.3	PASS
		2	-1.442	-0.355	TM2.0	0.05	37.3	PASS

			-1.522	-1.621	TM3.1	0.05	37.3	PASS
			-1.765	-1.742	TM3.2	0.05	37.3	PASS
			-1.021	-1.822	TM3.3	0.05	37.3	PASS
20		1	-0.288	-0.491	TM2.0	0.05	37.3	PASS
			-1.456	-1.646	TM3.1	0.05	37.3	PASS
			-1.553	-0.482	TM3.2	0.05	37.3	PASS
			-0.236	-0.645	TM3.3	0.05	37.3	PASS
		2	-1.222	-0.582	TM2.0	0.05	37.3	PASS
			-1.515	-1.406	TM3.1	0.05	37.3	PASS
			-1.623	-1.746	TM3.2	0.05	37.3	PASS
			-1.205	-1.136	TM3.3	0.05	37.3	PASS
30		1	-0.178	-1.921	TM2.0	0.05	37.3	PASS
			-1.266	-1.446	TM3.1	0.05	37.3	PASS
			-1.286	-0.476	TM3.2	0.05	37.3	PASS
			-0.103	-0.265	TM3.3	0.05	37.3	PASS
		2	-1.434	-1.312	TM2.0	0.05	37.3	PASS
			-1.525	-1.625	TM3.1	0.05	37.3	PASS
			-1.223	-1.326	TM3.2	0.05	37.3	PASS
			-1.335	-1.535	TM3.3	0.05	37.3	PASS
40		1	-0.775	-0.686	TM2.0	0.05	37.3	PASS
			-1.852	-1.143	TM3.1	0.05	37.3	PASS
			-1.206	-0.268	TM3.2	0.05	37.3	PASS
			-0.251	-0.494	TM3.3	0.05	37.3	PASS
		2	-1.545	-1.671	TM2.0	0.05	37.3	PASS
			-1.375	-1.355	TM3.1	0.05	37.3	PASS
			-1.123	-1.231	TM3.2	0.05	37.3	PASS
			-1.223	-1.243	TM3.3	0.05	37.3	PASS
50		1	-0.289	-0.226	TM2.0	0.05	37.3	PASS
			-1.422	-0.326	TM3.1	0.05	37.3	PASS
			-1.120	-0.223	TM3.2	0.05	37.3	PASS
			-0.420	-0.363	TM3.3	0.05	37.3	PASS
		2	-1.110	-1.203	TM2.0	0.05	37.3	PASS
			-1.412	-1.298	TM3.1	0.05	37.3	PASS
			-1.212	-1.232	TM3.2	0.05	37.3	PASS
			-1.023	-1.733	TM3.3	0.05	37.3	PASS
55		1	-0.263	-0.243	TM2.0	0.05	37.3	PASS
			-1.122	-0.185	TM3.1	0.05	37.3	PASS
			-0.116	-0.216	TM3.2	0.05	37.3	PASS

			-0.315	-0.513	TM3.3	0.05	37.3	PASS
		2	-1.102	-1.712	TM2.0	0.05	37.3	PASS
			-1.310	-0.188	TM3.1	0.05	37.3	PASS
			-1.019	-1.316	TM3.2	0.05	37.3	PASS
			-1.121	-1.119	TM3.3	0.05	37.3	PASS

Frequency Stability Versus Voltage

Frequency Stability vs Voltage（Channel Bandwidth:20M Frequency :2655MHz）							
Power Supplied (V_{DC})	**Temperature (℃)**	**Port**	**Frequency Measure Error (Hz)**	**E-TM**	**Limit (ppm)**	**Limit (Hz)**	**Result**
-40	20	1	1.203	TM2.0	0.05	37.3	PASS
			0.321	TM3.1	0.05	37.3	PASS
			0.280	TM3.2	0.05	37.3	PASS
			0.127	TM3.3	0.05	37.3	PASS
		2	1.218	TM2.0	0.05	37.3	PASS
			1.317	TM3.1	0.05	37.3	PASS
			0.627	TM3.2	0.05	37.3	PASS
			0.127	TM3.3	0.05	37.3	PASS
-44		1	0.271	TM2.0	0.05	37.3	PASS
			0.754	TM3.1	0.05	37.3	PASS
			1.038	TM3.2	0.05	37.3	PASS
			2.531	TM3.3	0.05	37.3	PASS
		2	1.058	TM2.0	0.05	37.3	PASS
			0.323	TM3.1	0.05	37.3	PASS
			0.455	TM3.2	0.05	37.3	PASS
			0.567	TM3.3	0.05	37.3	PASS
-48		1	0.230	TM2.0	0.05	37.3	PASS
			0.430	TM3.1	0.05	37.3	PASS
			0.321	TM3.2	0.05	37.3	PASS
			0.112	TM3.3	0.05	37.3	PASS
		2	0.672	TM2.0	0.05	37.3	PASS
			0.166	TM3.1	0.05	37.3	PASS
			0.318	TM3.2	0.05	37.3	PASS
			0.172	TM3.3	0.05	37.3	PASS
-52		1	0.561	TM2.0	0.05	37.3	PASS

			0.785	TM3.1	0.05	37.3	PASS
			0.452	TM3.2	0.05	37.3	PASS
			1.9627	TM3.3	0.05	37.3	PASS
		2	0.560	TM2.0	0.05	37.3	PASS
			0.523	TM3.1	0.05	37.3	PASS
			0.442	TM3.2	0.05	37.3	PASS
			0.774	TM3.3	0.05	37.3	PASS
-60		1	0.573	TM2.0	0.05	37.3	PASS
			0.655	TM3.1	0.05	37.3	PASS
			0.235	TM3.2	0.05	37.3	PASS
			0.231	TM3.3	0.05	37.3	PASS
		2	0.413	TM2.0	0.05	37.3	PASS
			0.985	TM3.1	0.05	37.3	PASS
			0.654	TM3.2	0.05	37.3	PASS
			0.325	TM3.3	0.05	37.3	PASS

Frequency Stability vs Voltage（Channel Bandwidth:20M Frequency :2655MHz）							
Power Supplied (V_{AC})	**Temperature (℃)**	**Port**	**Frequency Measure Error (Hz)**	**E-TM**	**Limit (ppm)**	**Limit (Hz)**	**Result**
93	20	1	1.103	TM2.0	0.05	37.3	PASS
			1.321	TM3.1	0.05	37.3	PASS
			0.380	TM3.2	0.05	37.3	PASS
			0.147	TM3.3	0.05	37.3	PASS
		2	1.518	TM2.0	0.05	37.3	PASS
			1.217	TM3.1	0.05	37.3	PASS
			0.127	TM3.2	0.05	37.3	PASS
			0.117	TM3.3	0.05	37.3	PASS
110		1	0.231	TM2.0	0.05	37.3	PASS
			0.724	TM3.1	0.05	37.3	PASS
			1.238	TM3.2	0.05	37.3	PASS
			2.131	TM3.3	0.05	37.3	PASS
		2	1.258	TM2.0	0.05	37.3	PASS
			0.123	TM3.1	0.05	37.3	PASS
			0.255	TM3.2	0.05	37.3	PASS
			0.367	TM3.3	0.05	37.3	PASS
220		1	0.230	TM2.0	0.05	37.3	PASS
			0.420	TM3.1	0.05	37.3	PASS

			0.221	TM3.2	0.05	37.3	PASS
			0.212	TM3.3	0.05	37.3	PASS
		2	0.272	TM2.0	0.05	37.3	PASS
			0.266	TM3.1	0.05	37.3	PASS
			0.318	TM3.2	0.05	37.3	PASS
			0.132	TM3.3	0.05	37.3	PASS
253		1	0.531	TM2.0	0.05	37.3	PASS
			0.285	TM3.1	0.05	37.3	PASS
			0.432	TM3.2	0.05	37.3	PASS
			1.2627	TM3.3	0.05	37.3	PASS
		2	0.260	TM2.0	0.05	37.3	PASS
			0.223	TM3.1	0.05	37.3	PASS
			0.242	TM3.2	0.05	37.3	PASS
			0.374	TM3.3	0.05	37.3	PASS
286		1	0.373	TM2.0	0.05	37.3	PASS
			0.255	TM3.1	0.05	37.3	PASS
			0.235	TM3.2	0.05	37.3	PASS
			0.131	TM3.3	0.05	37.3	PASS
		2	0.113	TM2.0	0.05	37.3	PASS
			0.185	TM3.1	0.05	37.3	PASS
			0.154	TM3.2	0.05	37.3	PASS
			0.125	TM3.3	0.05	37.3	PASS

	Frequency Stability vs Voltage（Channel Bandwidth:10M+10M RF Center Frequency :2655MHz）							
Power Supplied (V_{DC})	**Temperature (℃)**	**Port**	**Carry1 Frequency Measure Error (Hz)**	**Carry2 Frequency Measure Error (Hz)**	**E-TM**	**Limit (ppm)**	**Limit (Hz)**	**Result**
-40	20	1	-0.987	-0.979	TM2.0	0.05	37.3	PASS
			-1.098	-1.041	TM3.1	0.05	37.3	PASS
			-1.086	-0.975	TM3.2	0.05	37.3	PASS
			-0.776	-0.845	TM3.3	0.05	37.3	PASS
		2	-1.118	-0.982	TM2.0	0.05	37.3	PASS
			-1.008	-1.102	TM3.1	0.05	37.3	PASS
			-1.033	-1.104	TM3.2	0.05	37.3	PASS
			-1.002	-1.134	TM3.3	0.05	37.3	PASS
-44		1	-0.985	-0.981	TM2.0	0.05	37.3	PASS

			-1.103	-1.042	TM3.1	0.05	37.3	PASS
			-1.088	-0.992	TM3.2	0.05	37.3	PASS
			-0.804	-0.862	TM3.3	0.05	37.3	PASS
		2	-1.111	-0.992	TM2.0	0.05	37.3	PASS
			-1.015	-1.065	TM3.1	0.05	37.3	PASS
			-1.032	-1.063	TM3.2	0.05	37.3	PASS
			-1.011	-1.121	TM3.3	0.05	37.3	PASS
-48		1	-0.988	-0.981	TM2.0	0.05	37.3	PASS
			-1.106	-1.046	TM3.1	0.05	37.3	PASS
			-1.096	-0.985	TM3.2	0.05	37.3	PASS
			-0.796	-0.855	TM3.3	0.05	37.3	PASS
		2	-1.122	-0.985	TM2.0	0.05	37.3	PASS
			-1.015	-1.109	TM3.1	0.05	37.3	PASS
			-1.043	-1.106	TM3.2	0.05	37.3	PASS
			-1.005	-1.136	TM3.3	0.05	37.3	PASS
-52		1	-0.992	-0.956	TM2.0	0.05	37.3	PASS
			-1.063	-1.032	TM3.1	0.05	37.3	PASS
			-1.086	-0.963	TM3.2	0.05	37.3	PASS
			-0.796	-0.823	TM3.3	0.05	37.3	PASS
		2	-1.163	-0.988	TM2.0	0.05	37.3	PASS
			-1.011	-1.111	TM3.1	0.05	37.3	PASS
			-1.023	-1.111	TM3.2	0.05	37.3	PASS
			-1.009	-1.112	TM3.3	0.05	37.3	PASS
-60		1	-0.977	-0.971	TM2.0	0.05	37.3	PASS
			-1.110	-1.036	TM3.1	0.05	37.3	PASS
			-1.066	-0.925	TM3.2	0.05	37.3	PASS
			-0.786	-0.835	TM3.3	0.05	37.3	PASS
		2	-1.092	-0.975	TM2.0	0.05	37.3	PASS
			-1.061	-1.123	TM3.1	0.05	37.3	PASS
			-1.053	-1.106	TM3.2	0.05	37.3	PASS
			-1.041	-1.111	TM3.3	0.05	37.3	PASS

	Frequency Stability vs Voltage（Channel Bandwidth:10M+10M RF Center Frequency :2655MHz）							
Power Supplied (V_{AC})	**Temperature (℃)**	**Port**	**Carry1 Frequency Measure Error (Hz)**	**Carry2 Frequency Measure Error (Hz)**	**E-TM**	**Limit (ppm)**	**Limit (Hz)**	**Result**
93	20	1	-2.987	-0.939	TM2.0	0.05	37.3	PASS
			-1.298	-1.041	TM3.1	0.05	37.3	PASS
			-1.186	-0.375	TM3.2	0.05	37.3	PASS
			-0.776	-0.245	TM3.3	0.05	37.3	PASS
		2	-1.128	-0.982	TM2.0	0.05	37.3	PASS
			-1.108	-1.122	TM3.1	0.05	37.3	PASS
			-1.133	-1.124	TM3.2	0.05	37.3	PASS
			-1.102	-1.534	TM3.3	0.05	37.3	PASS
110		1	-0.285	-0.381	TM2.0	0.05	37.3	PASS
			-1.123	-1.242	TM3.1	0.05	37.3	PASS
			-1.288	-0.292	TM3.2	0.05	37.3	PASS
			-0.404	-0.362	TM3.3	0.05	37.3	PASS
		2	-1.411	-0.292	TM2.0	0.05	37.3	PASS
			-1.515	-1.265	TM3.1	0.05	37.3	PASS
			-1.232	-1.163	TM3.2	0.05	37.3	PASS
			-1.111	-1.121	TM3.3	0.05	37.3	PASS
220		1	-0.188	-0.181	TM2.0	0.05	37.3	PASS
			-1.106	-1.041	TM3.1	0.05	37.3	PASS
			-1.016	-0.915	TM3.2	0.05	37.3	PASS
			-0.716	-0.815	TM3.3	0.05	37.3	PASS
		2	-1.122	-0.925	TM2.0	0.05	37.3	PASS
			-1.025	-1.129	TM3.1	0.05	37.3	PASS
			-1.243	-1.126	TM3.2	0.05	37.3	PASS
			-1.005	-1.236	TM3.3	0.05	37.3	PASS
253		1	-0.292	-0.256	TM2.0	0.05	37.3	PASS
			-1.063	-1.232	TM3.1	0.05	37.3	PASS
			-1.026	-0.963	TM3.2	0.05	37.3	PASS
			-0.726	-0.823	TM3.3	0.05	37.3	PASS
		2	-1.163	-0.288	TM2.0	0.05	37.3	PASS
			-1.311	-1.131	TM3.1	0.05	37.3	PASS
			-1.333	-1.311	TM3.2	0.05	37.3	PASS
			-1.009	-1.132	TM3.3	0.05	37.3	PASS
286		1	-0.932	-0.956	TM2.0	0.05	37.3	PASS

			-1.033	-1.332	TM3.1	0.05	37.3	PASS
			-1.036	-0.963	TM3.2	0.05	37.3	PASS
			-0.396	-0.323	TM3.3	0.05	37.3	PASS
		2	-0.932	-0.356	TM2.0	0.05	37.3	PASS
			-1.033	-1.332	TM3.1	0.05	37.3	PASS
			-1.386	-0.363	TM3.2	0.05	37.3	PASS
			-0.496	-0.423	TM3.3	0.05	37.3	PASS

14 Receiver Spurious Emissions

Receivers, are required to comply with the limits of spurious emissions as set out in this section. Receiver emission measurements are to be performed as per the normative test method referenced in Section 3.
For emissions at frequencies below 1 GHz, measurements shall be performed using a CISPR quasi-peak detector and the related measurement bandwidth. At frequencies above 1 GHz, measurements shall be performed using a linear average detector with a minimum resolution bandwidth of 1 MHz.
As an alternative to CISPR quasi-peak or average measurements, compliance with the emission limit can be demonstrated using measuring equipment employing a peak detector function properly adjusted for factors such as pulse desensitization, as required, with a measurement bandwidth equal to, or greater than, the applicable CISPR quasi-peak bandwidth or 1 MHz bandwidth, respectively.

Test Equipment List and Details

Manufacturer	Description	Model	Serial Number	Calibration Date	Calibration Due Date
Agilent	PXA Series Spectrum Analyzer	N9030A	MY49431143	2014.09.16	2015.09.16
DTS	DTS 40dB Attenuator	DTS100-10-3-1		2014.09.16	2015.09.16

***statement of traceability:** The Reliability Testing Center attest that all calibration have been performed per the NVLAP requirements, traceable to NIST.

Test Procedure

EUT Setup:

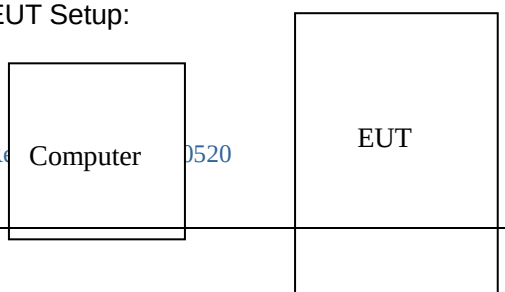

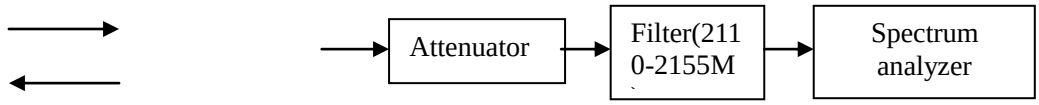

The Receiver Spurious emissions shall be measured at the frequencies of the highest and lowest channel of all bandwidths that the equipment can operate with a resolution bandwidth of 1 MHz or less, but at least 1% of the occupied bandwidth of the transmitter, provided that the measured power is integrated over a 1 MHz bandwidth.

Test Data Environmental Conditions

Temperature:	20 °C
Relative Humidity:	53 %
ATM Pressure:	1009 mbar

Test Result: Pass

Test Mode: Transmitting LTE

Test Data:

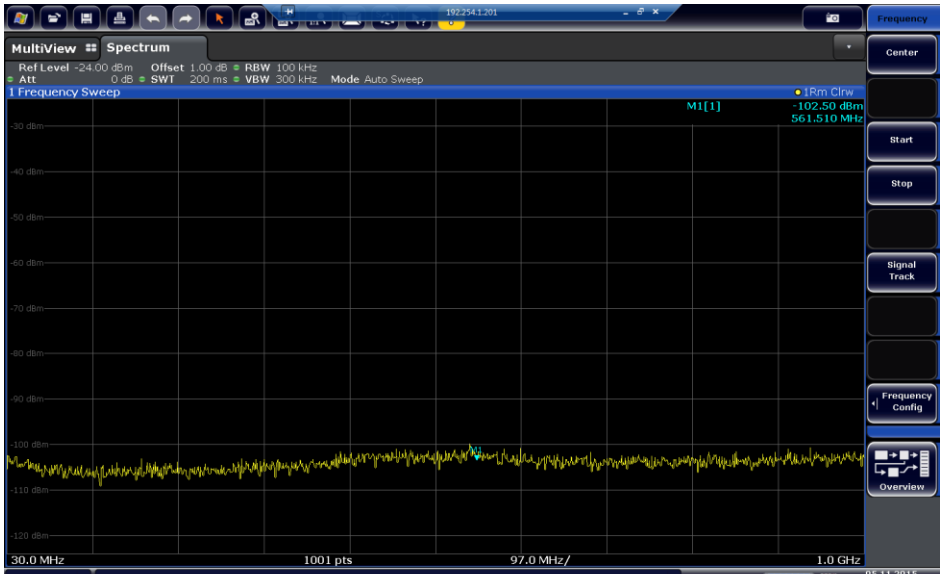

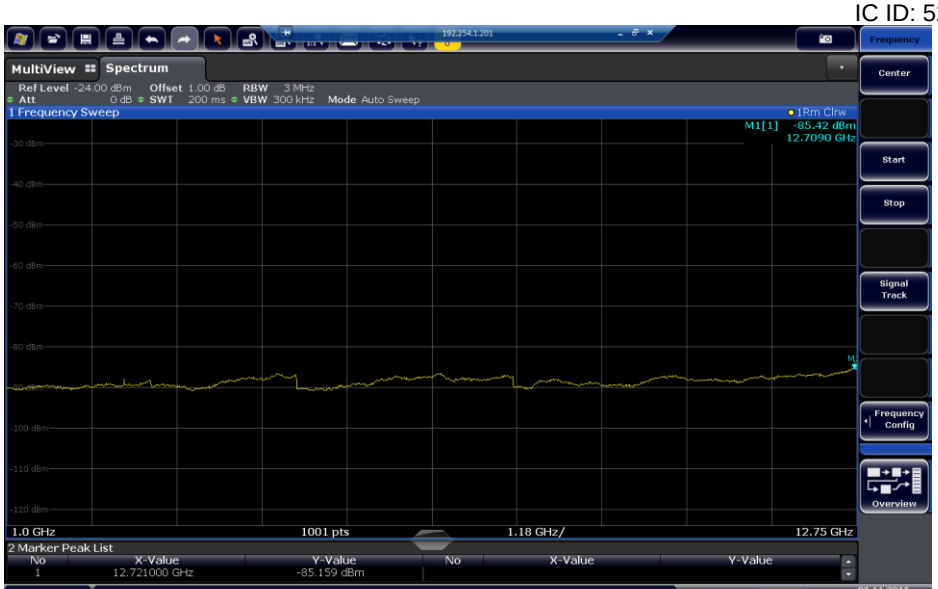
MultiView
Spectrum
Ref Level -24.00 dBm Offset 1.00 dB RBW 3 MHz
Att 0 dB SWT 200 ms VBW 300 kHz Mode Auto Sweep
1 Frequency Sweep
1Rm Clrw
M1[1] -85.42 dBm
12.7090 GHz
1.0 GHz
1001 pts
1.18 GHz/
12.75 GHz
2 Marker Peak List
No X-Value Y-Value No X-Value Y-Value
1 12.721000 GHz -85.159 dBm
Frequency
Center
Start
Stop
Signal Track
Frequency Config
Overview
Measuring...
05.11.2015
16:25:43

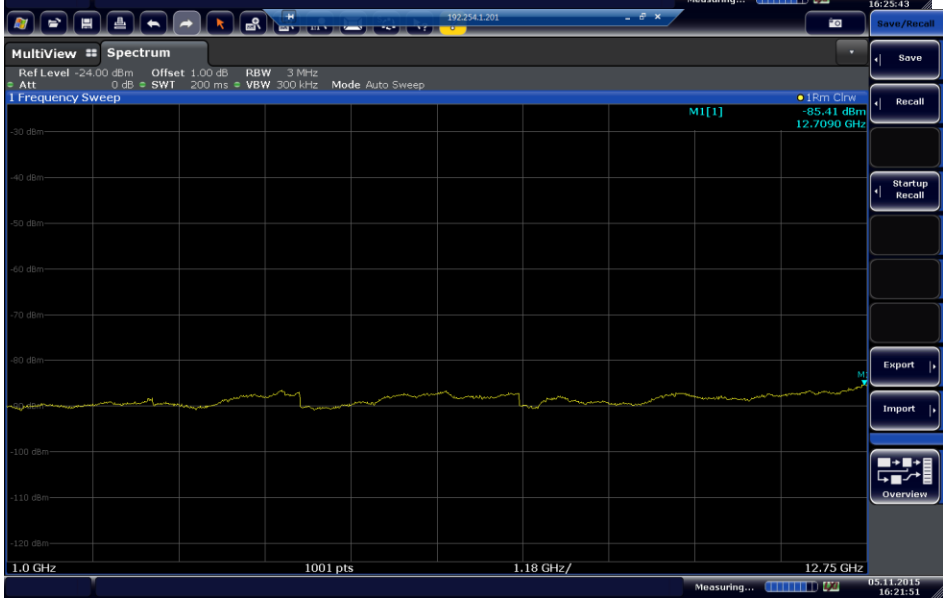
MultiView
Spectrum
Ref Level -24.00 dBm Offset 1.00 dB RBW 3 MHz
Att 0 dB SWT 200 ms VBW 300 kHz Mode Auto Sweep
1 Frequency Sweep
1Rm Clrw
M1[1] -85.41 dBm
12.7090 GHz
1.0 GHz
1001 pts
1.18 GHz/
12.75 GHz
Save/Recall
Save
Recall
Startup Recall
Export
Import
Overview
Measuring...
05.11.2015
16:21:51