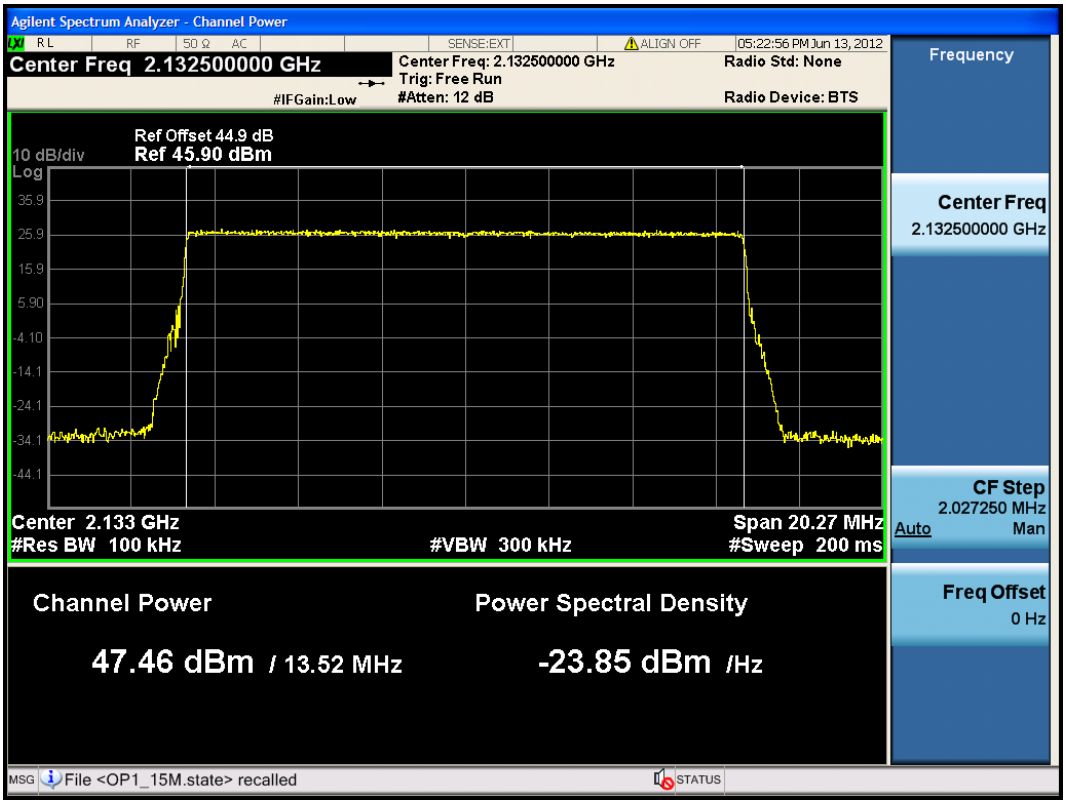

15M-Port 2 -2147.5MHz

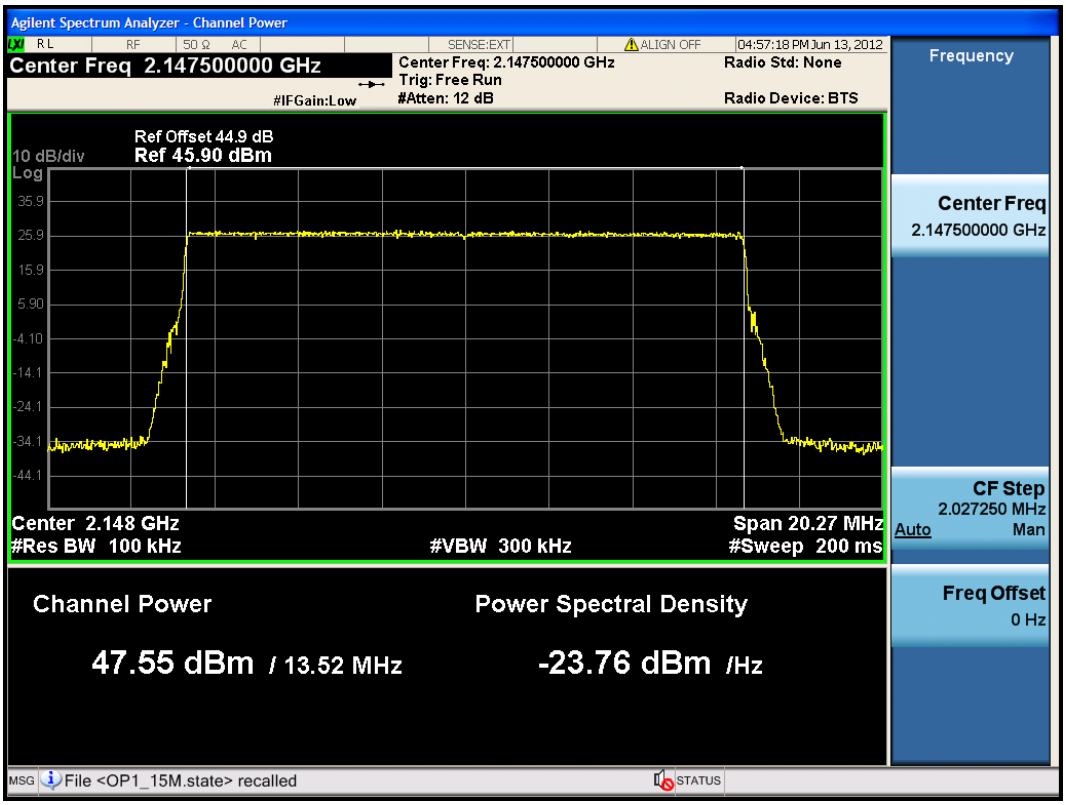

Channel Bandwidth :10M

Port	Center Freq.	Max output	Antenna gain	Cable Loss	Equivalent radiated	Total Power in W	Total Power in W

	(MHz)	Power in dBm	dBi	dB	power dBm Of single antenna	Of single antenna	Of Two antenna
1	2115	48.12	15	1.5	61.62	1452.11	2904.22
	2132.5	47.21	15	1.5	60.71	1177.60	2355.21
	2150	47.44	15	1.5	60.94	1241.65	2483.30
2	2115	47.89	15	1.5	61.39	1377.20	2754.41
	2132.5	47.33	15	1.5	60.83	1210.59	2421.19
	2150	47.61	15	1.5	61.11	1291.21	2582.43

10M-Port 1 -2115MHz

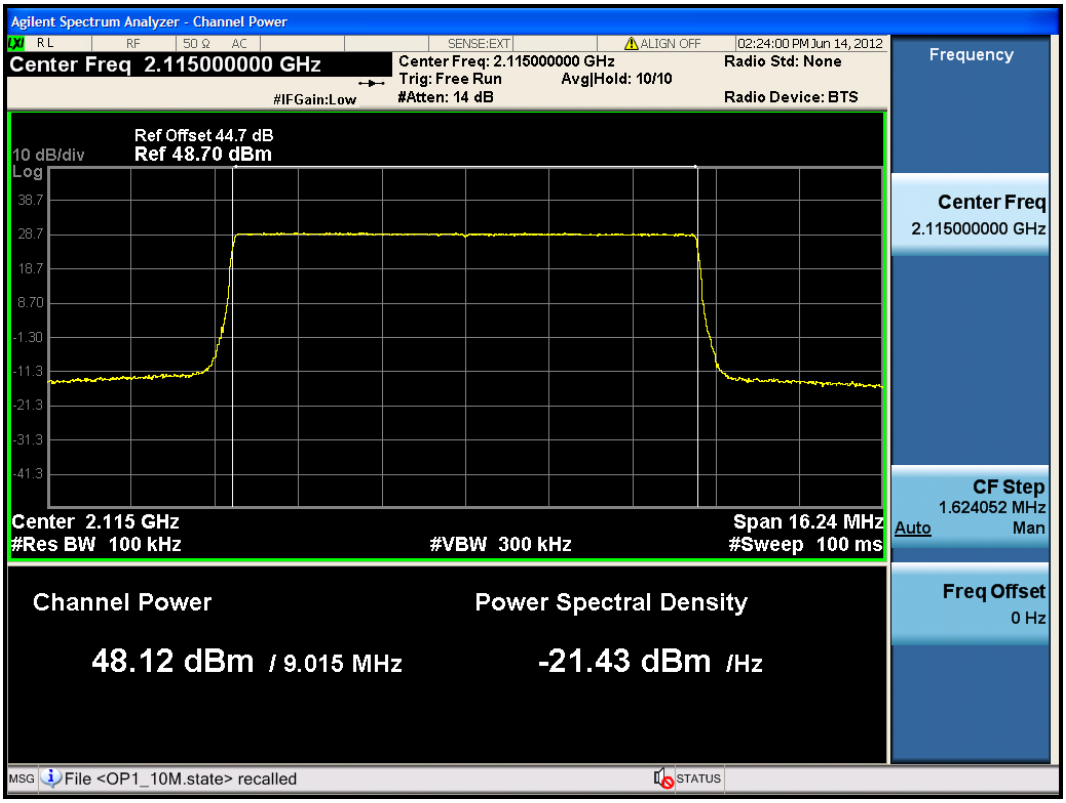

10M-Port 1 -2132.5MHz

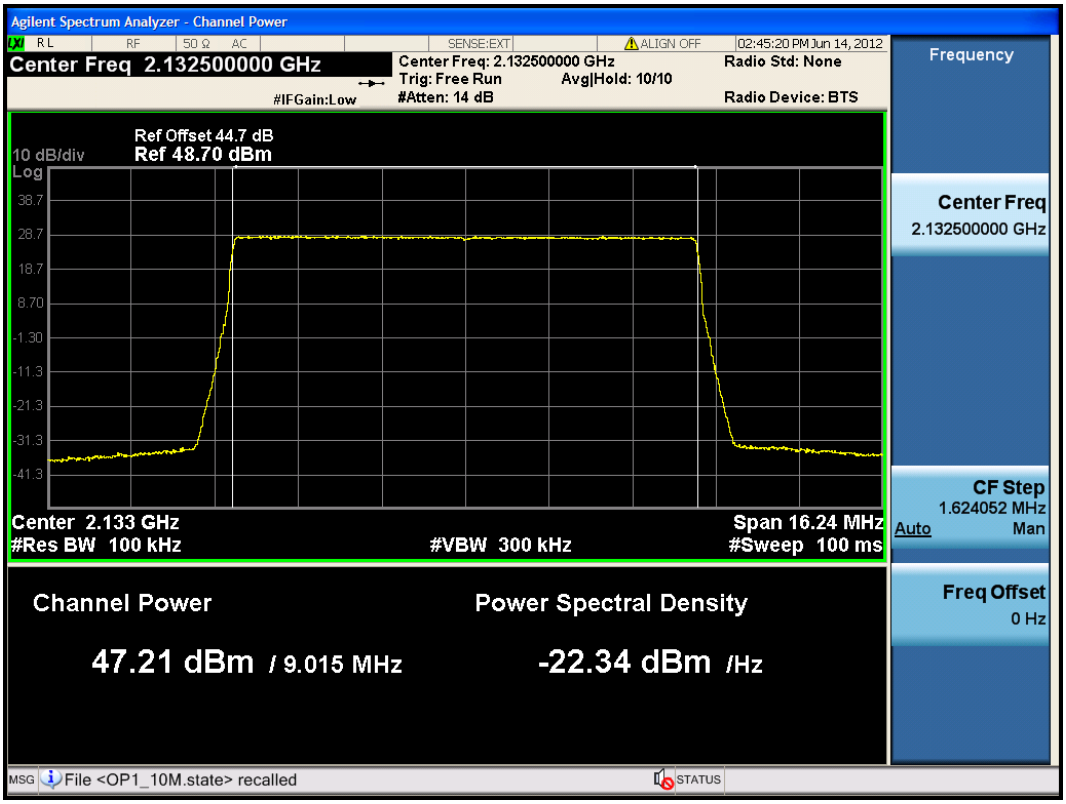

10M-Port 1 -2150MHz

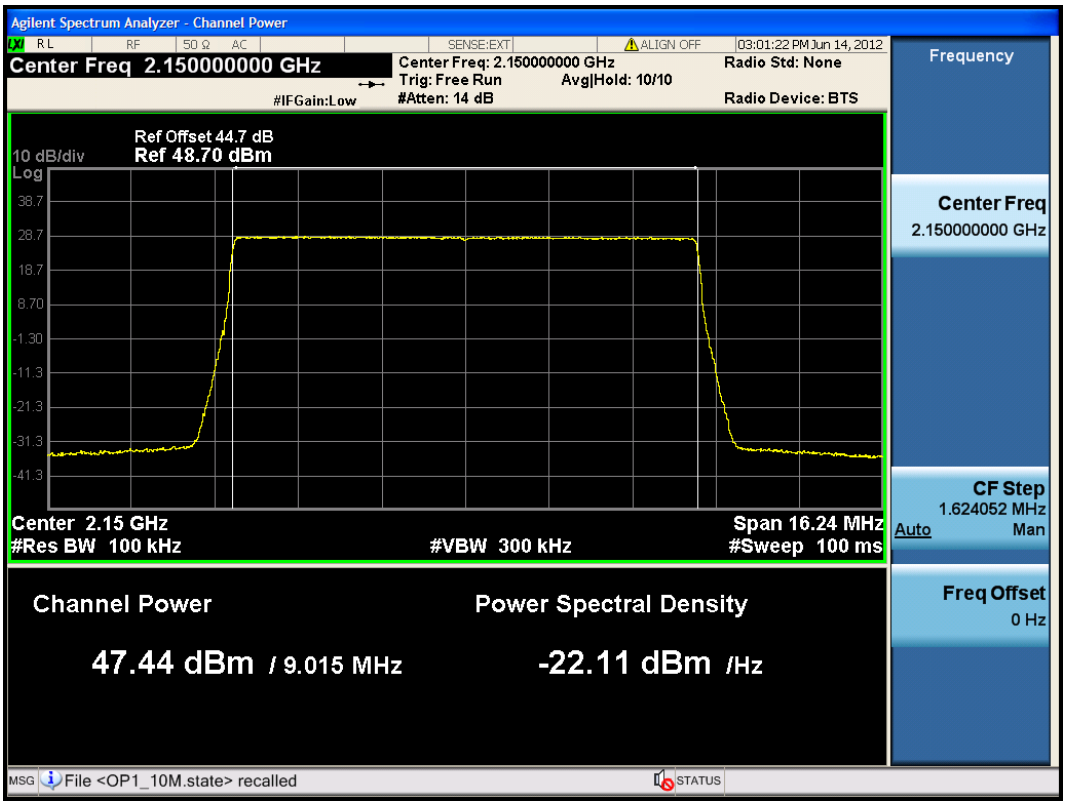

10M-Port 2 -2115MHz

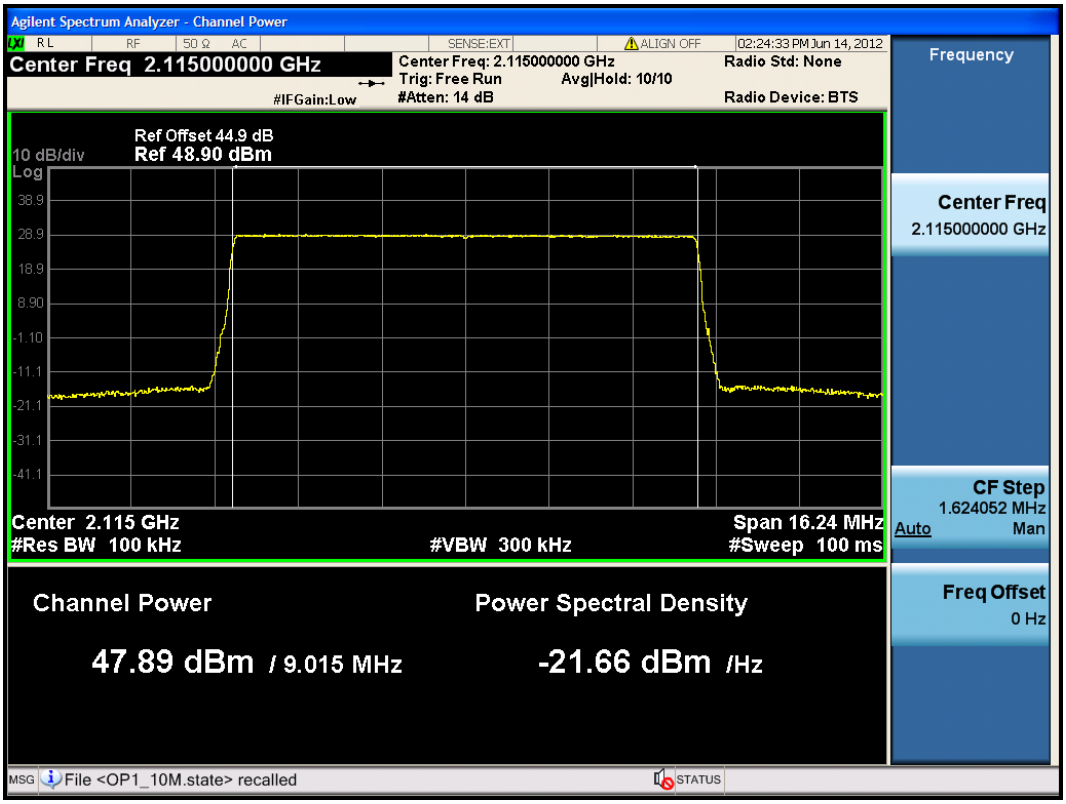

10M-Port 2 -2132.5MHz

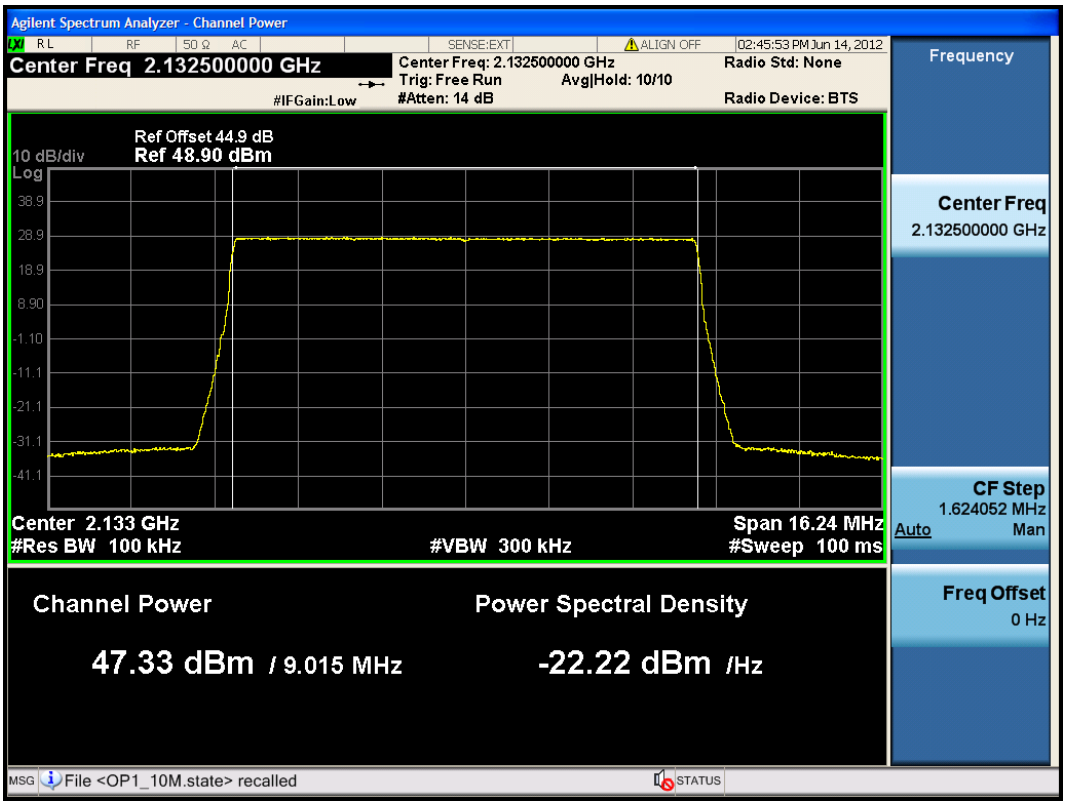

10M-Port 2 -2150MHz

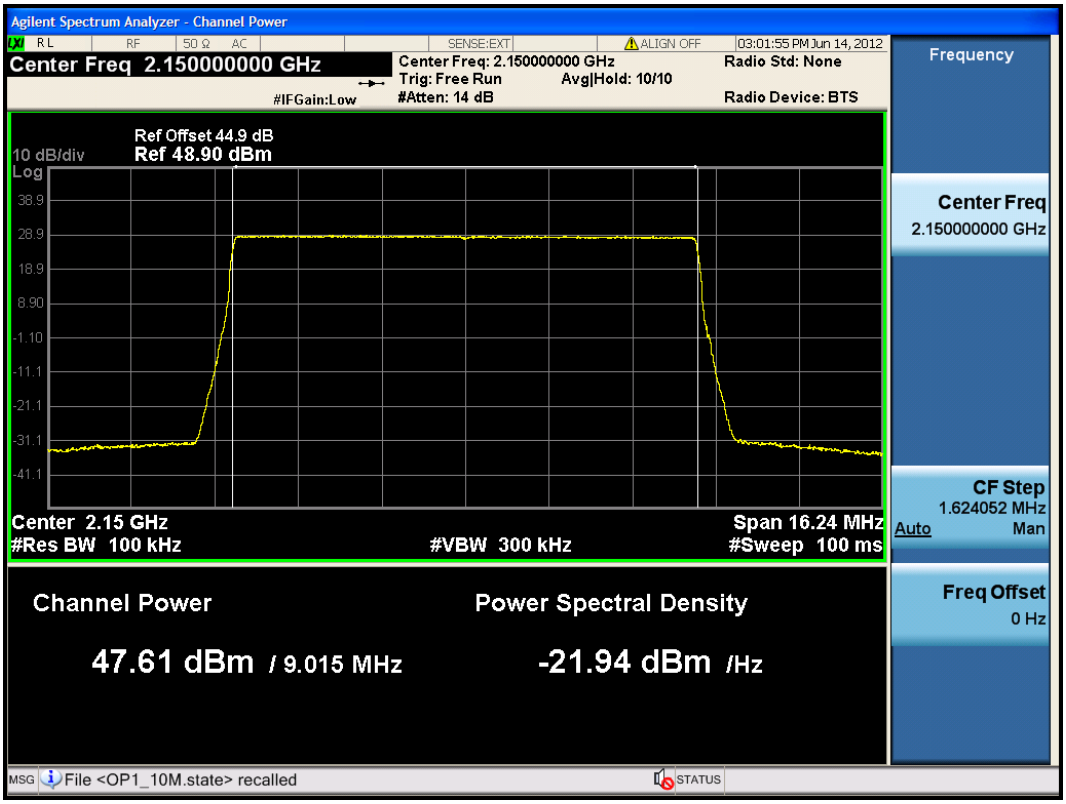

Channel Bandwidth :5M

Port	Center Freq. (MHz)	Max output Power in dBm	Antenna gain dBi	Cable Loss dB	Equivalent radiated power dBm Of single antenna	Total Power in W Of single antenna	Total Power in W Of Two antenna
1	2112.5	47.58	15	1.5	61.08	1282.33	2564.66
	2132.5	47.33	15	1.5	60.83	1210.59	2421.19
	2152.5	47.68	15	1.5	61.18	1312.2	2624.39
2	2112.5	47.59	15	1.5	61.09	1285.28	2570.57
	2132.5	47.55	15	1.5	61.05	1273.50	2547.00
	2152.5	47.58	15	1.5	61.08	1282.33	2564.66

5M-Port 1 -2112.5MHz

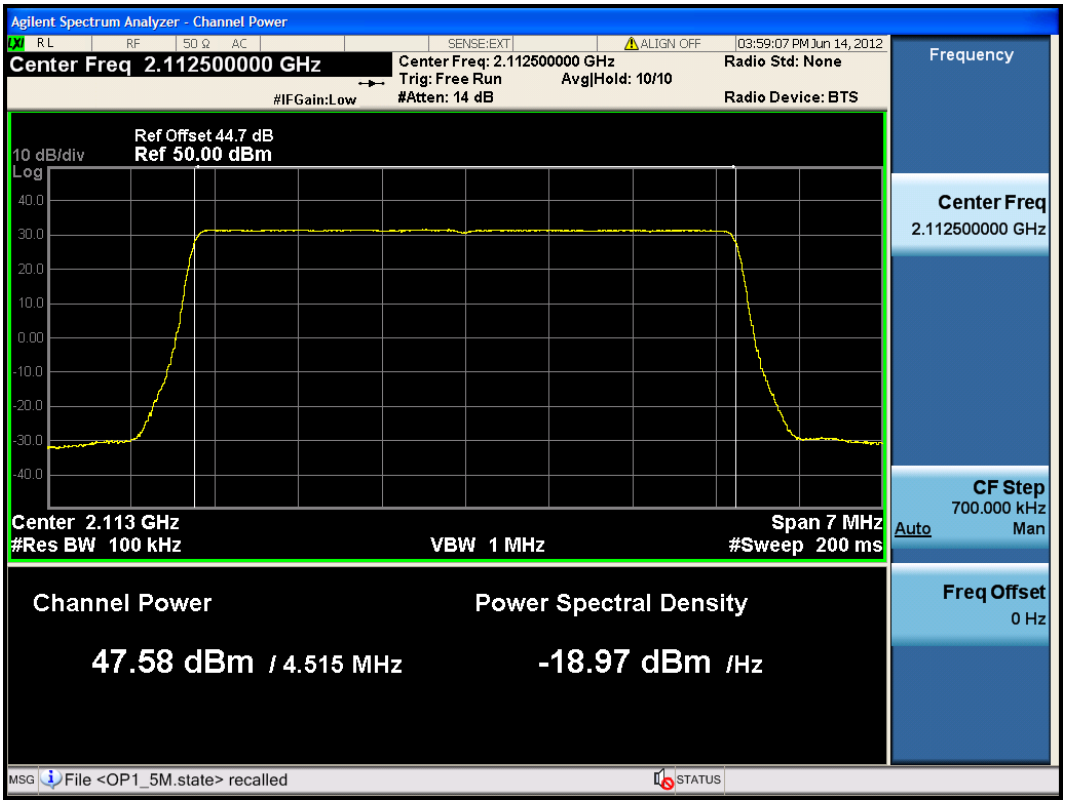

5M-Port 1 -2132.5MHz

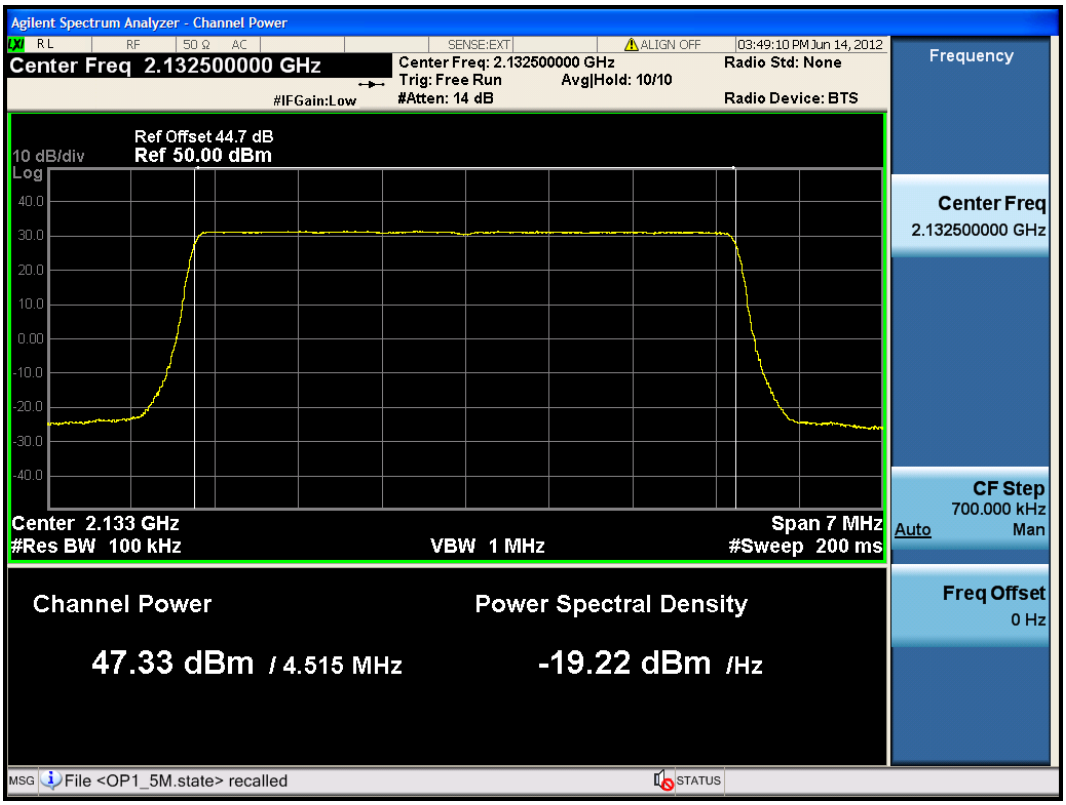

5M-Port 1 -2152.5MHz

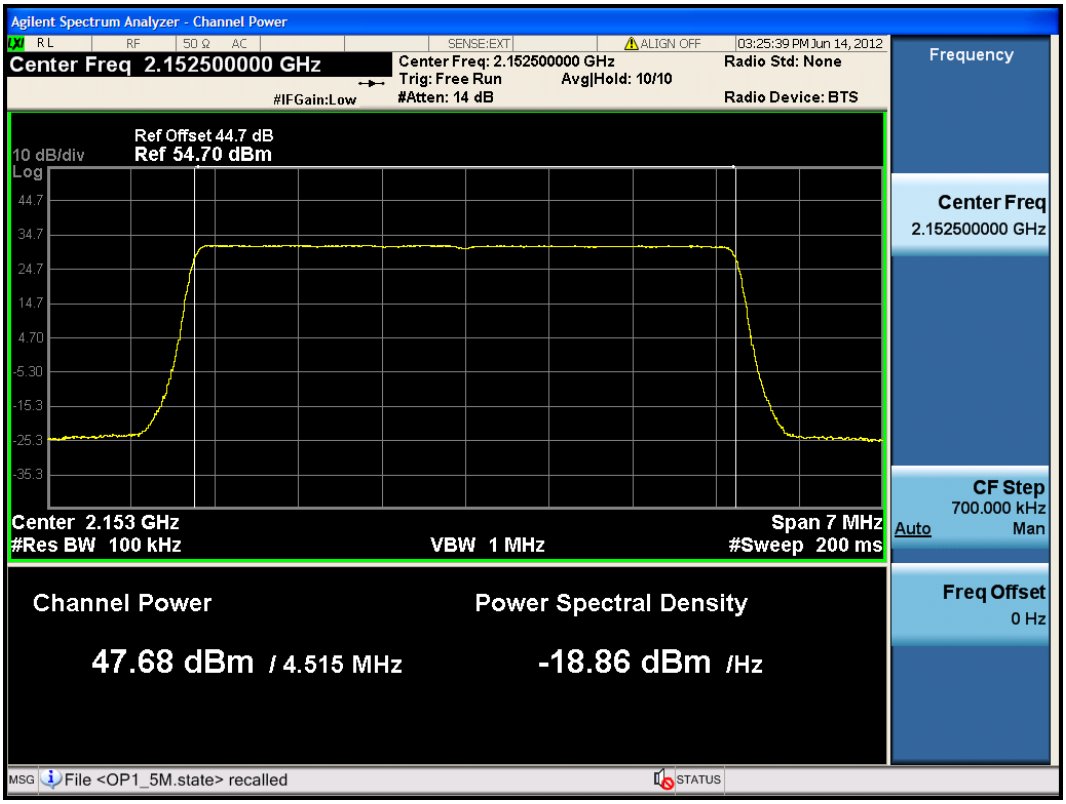

5M-Port 2 -2112.5MHz

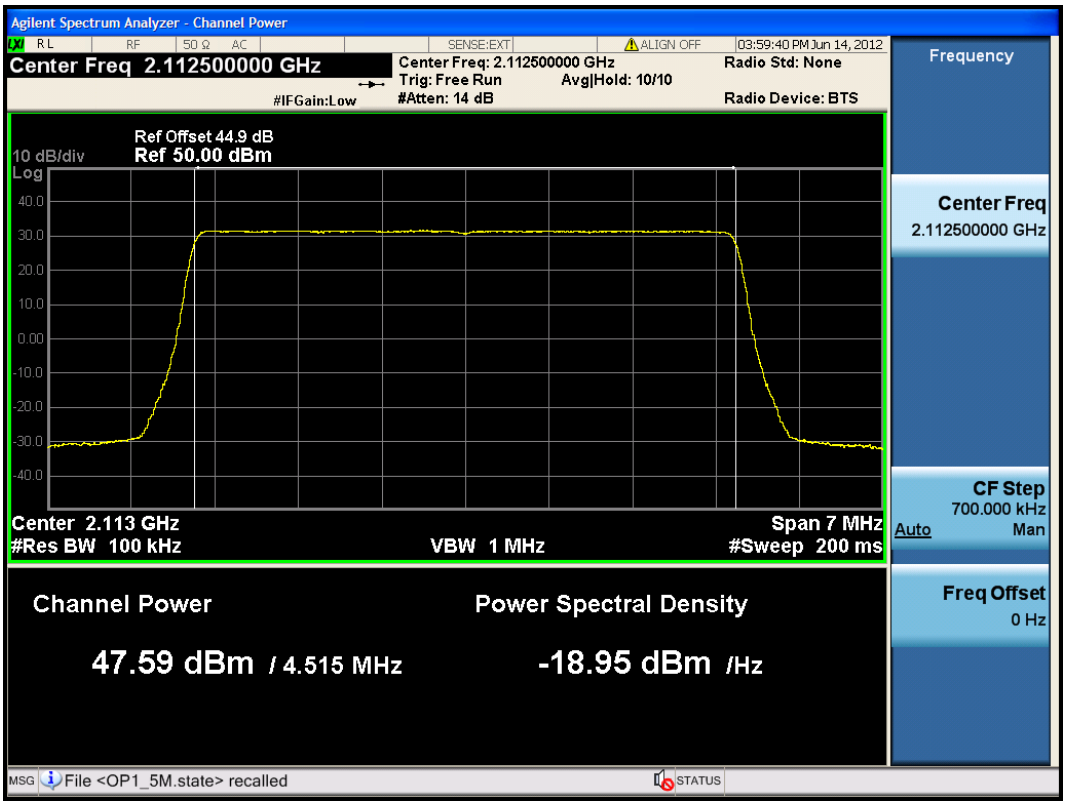

5M-Port 2 -2132.5MHz

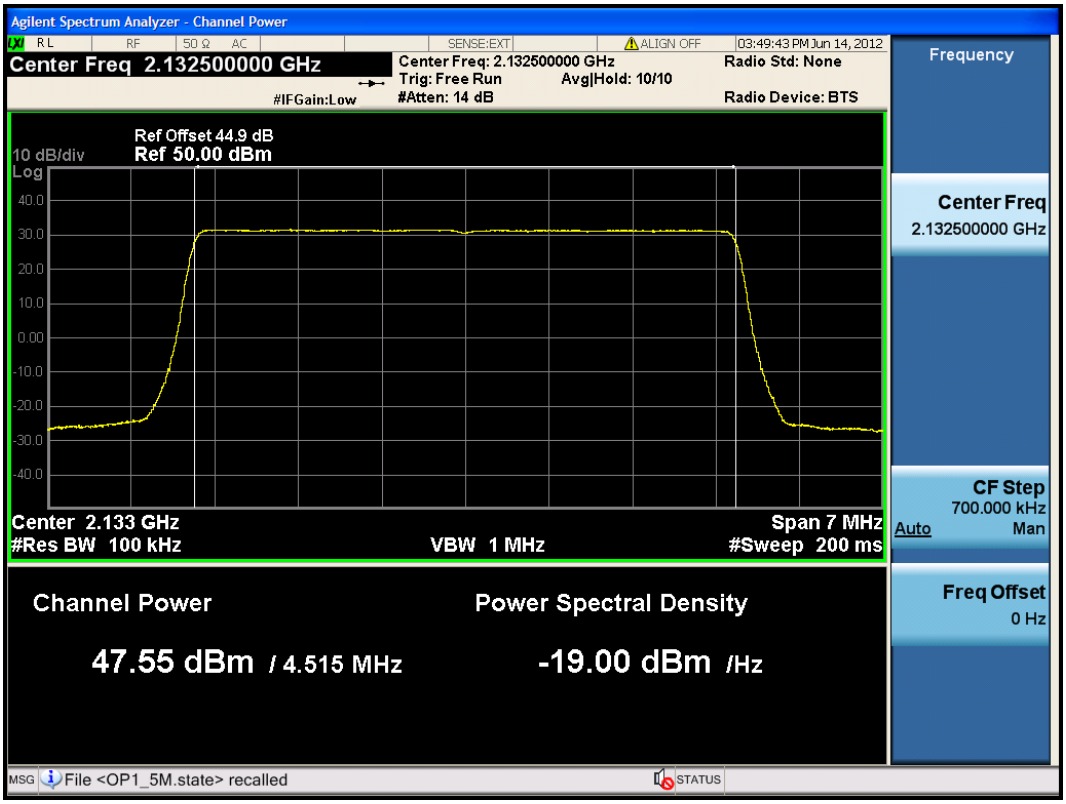

5M-Port 2 -2152.5MHz

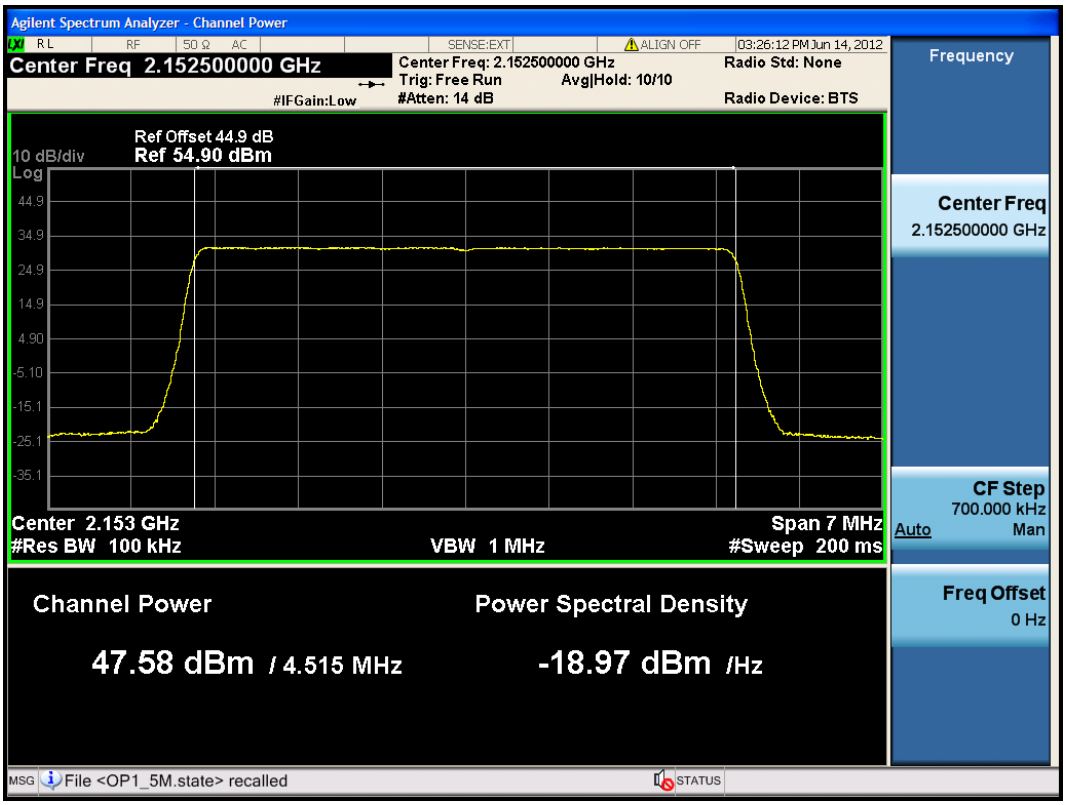

PARP

Configuration	Carrier Freq. (MHz)	Port	PARP@0.1%	Limit
20M	2120	1	6.28	<13dB
		2	6.34	
	2132.5	1	6.29	<13dB
		2	6.29	
	2145	1	6.39	<13dB
		2	6.38	

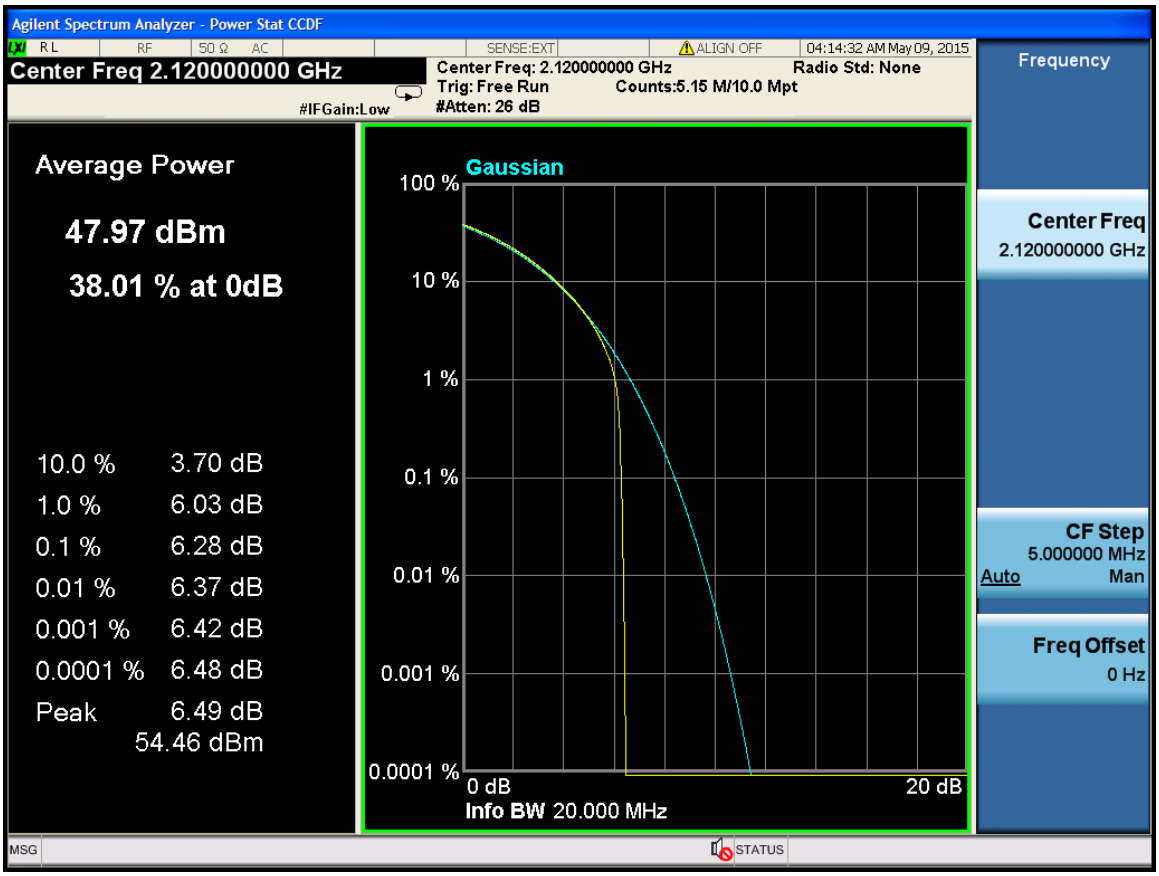

Agilent Spectrum Analyzer - Power Stat CCDF
RL
RF
50 Ω AC
SENSE:EXT
ALIGN OFF
04:14:43 AM May 09, 2015
Center Freq 2.120000000 GHz
Center Freq: 2.120000000 GHz
Trig: Free Run
#Atten: 26 dB
Counts:6.58 M/10.0 Mpt
Radio Std: None
#IFGain:Low
Frequency
Average Power
47.76 dBm
37.78 % at 0dB
10.0 % 3.71 dB
1.0 % 6.09 dB
0.1 % 6.34 dB
0.01 % 6.44 dB
0.001 % 6.49 dB
0.0001 % 6.55 dB
Peak 6.55 dB
54.31 dBm
Gaussian
100 %
10 %
1 %
0.1 %
0.01 %
0.001 %
0.0001 %
0 dB
20 dB
Info BW 20.000 MHz
Center Freq
2.120000000 GHz
CF Step
5.000000 MHz
Auto
Man
Freq Offset
0 Hz
MSG
STATUS

Agilent Spectrum Analyzer - Power Stat CCDF
RL
RF
50 Ω AC
SENSE:EXT
ALIGN OFF
04:24:14 AM May 09, 2015
Center Freq 2.132500000 GHz
Center Freq: 2.132500000 GHz
Trig: Free Run
#Atten: 26 dB
Counts:5.00 M/10.0 Mpt
Radio Std: None
#IFGain:Low
Frequency
Average Power
47.64 dBm
37.99 % at 0dB
10.0 % 3.70 dB
1.0 % 6.04 dB
0.1 % 6.29 dB
0.01 % 6.39 dB
0.001 % 6.48 dB
0.0001 % 6.50 dB
Peak 6.50 dB
54.14 dBm
Gaussian
100 %
10 %
1 %
0.1 %
0.01 %
0.001 %
0.0001 %
0 dB
20 dB
Info BW 20.000 MHz
Center Freq
2.132500000 GHz
CF Step
5.000000 MHz
Auto
Man
Freq Offset
0 Hz
MSG
STATUS

Agilent Spectrum Analyzer - Power Stat CCDF
RL
RF
50 Ω AC
SENSE:EXT
ALIGN OFF
04:23:40 AM May 09, 2015
Center Freq 2.132500000 GHz
Center Freq: 2.132500000 GHz
Trig: Free Run
#Atten: 26 dB
Counts:1.63 M/10.0 Mpt
Radio Std: None
#IFGain:Low
Frequency
Average Power
47.62 dBm
37.96 % at 0dB
10.0 % 3.70 dB
1.0 % 6.04 dB
0.1 % 6.29 dB
0.01 % 6.39 dB
0.001 % 6.48 dB
0.0001 % 6.50 dB
Peak 6.50 dB
54.12 dBm
Gaussian
100 %
10 %
1 %
0.1 %
0.01 %
0.001 %
0.0001 %
0 dB
20 dB
Info BW 20.000 MHz
Center Freq
2.132500000 GHz
CF Step
5.000000 MHz
Auto
Man
Freq Offset
0 Hz
MSG
STATUS

Agilent Spectrum Analyzer - Power Stat CCDF
RL
RF
50 Ω AC
SENSE:EXT
ALIGN OFF
04:27:47 AM May 09, 2015
Center Freq 2.145000000 GHz
#IFGain:Low
Center Freq: 2.145000000 GHz
Trig: Free Run
#Atten: 26 dB
Radio Std: None
Counts:2.18 M/10.0 Mpt
Frequency
Average Power
47.66 dBm
37.94 % at 0dB
10.0 % 3.69 dB
1.0 % 6.01 dB
0.1 % 6.38 dB
0.01 % 6.56 dB
0.001 % 6.67 dB
0.0001 % 6.72 dB
Peak 6.72 dB
54.38 dBm
Gaussian
100 %
10 %
1 %
0.1 %
0.01 %
0.001 %
0.0001 %
0 dB
20 dB
Info BW 20.000 MHz
Center Freq
2.145000000 GHz
CF Step
5.000000 MHz
Auto
Man
Freq Offset
0 Hz
MSG
STATUS

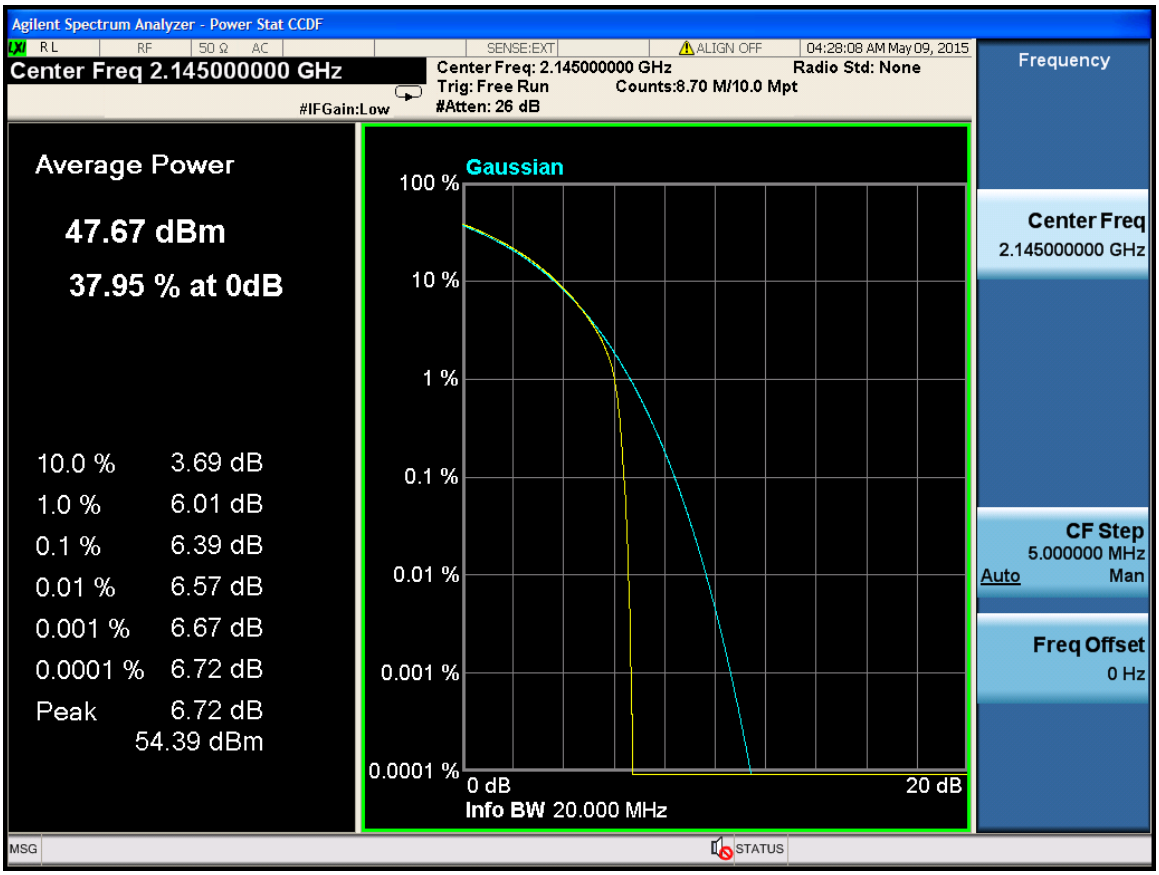

Configuration	Carrier Freq. (MHz)	Port	PARP@0.1%	Limit
15M	2117.5	1	6.34	<13dB
		2	6.35	
	2132.5	1	6.31	<13dB
		2	6.30	
	2147.5	1	6.39	<13dB
		2	6.39	

Agilent Spectrum Analyzer - Power Stat CCDF
RL
RF
50 Ω AC
SENSE:EXT
ALIGN OFF
04:38:02 AM May 09, 2015
Center Freq 2.117500000 GHz
Center Freq: 2.117500000 GHz
Trig: Free Run
#Atten: 26 dB
Counts:6.21 M/10.0 Mpt
Radio Std: None
#IFGain:Low
Frequency
Average Power
47.70 dBm
37.75 % at 0dB
10.0 % 3.72 dB
1.0 % 6.09 dB
0.1 % 6.34 dB
0.01 % 6.43 dB
0.001 % 6.49 dB
0.0001 % 6.51 dB
Peak 6.51 dB
54.21 dBm
Gaussian
100 %
10 %
1 %
0.1 %
0.01 %
0.001 %
0.0001 %
0 dB
20 dB
Info BW 15.000 MHz
Center Freq
2.117500000 GHz
CF Step
5.000000 MHz
Auto
Man
Freq Offset
0 Hz
MSG
STATUS

Agilent Spectrum Analyzer - Power Stat CCDF
RL
RF
50 Ω AC
SENSE:EXT
ALIGN OFF
04:38:29 AM May 09, 2015
Center Freq 2.117500000 GHz
Center Freq: 2.117500000 GHz
Trig: Free Run
#Atten: 26 dB
Counts:8.16 M/10.0 Mpt
Radio Std: None
#IFGain:Low
Frequency
Average Power
47.64 dBm
37.66 % at 0dB
10.0 % 3.72 dB
1.0 % 6.09 dB
0.1 % 6.35 dB
0.01 % 6.44 dB
0.001 % 6.50 dB
0.0001 % 6.52 dB
Peak 6.53 dB
54.17 dBm
Gaussian
100 %
10 %
1 %
0.1 %
0.01 %
0.001 %
0.0001 %
0 dB
20 dB
Info BW 15.000 MHz
Center Freq
2.117500000 GHz
CF Step
5.000000 MHz
Auto
Man
Freq Offset
0 Hz
MSG
STATUS

Agilent Spectrum Analyzer - Power Stat CCDF
RL
RF
50 Ω AC
SENSE:EXT
ALIGN OFF
04:34:45 AM May 09, 2015
Center Freq 2.132500000 GHz
Center Freq: 2.132500000 GHz
Trig: Free Run
#Atten: 26 dB
Counts:4.29 M/10.0 Mpt
Radio Std: None
#IFGain:Low
Frequency
Average Power
47.76 dBm
37.70 % at 0dB
10.0 % 3.72 dB
1.0 % 6.07 dB
0.1 % 6.31 dB
0.01 % 6.39 dB
0.001 % 6.44 dB
0.0001 % 6.44 dB
Peak 6.44 dB
54.20 dBm
Gaussian
100 %
10 %
1 %
0.1 %
0.01 %
0.001 %
0.0001 %
0 dB
20 dB
Info BW 15.000 MHz
Center Freq
2.132500000 GHz
CF Step
5.000000 MHz
Auto
Man
Freq Offset
0 Hz
MSG
STATUS

Agilent Spectrum Analyzer - Power Stat CCDF
RL
RF
50 Ω AC
SENSE:EXT
ALIGN OFF
04:34:18 AM May 09, 2015
Center Freq 2.132500000 GHz
Center Freq: 2.132500000 GHz
Trig: Free Run
#Atten: 26 dB
Counts:5.18 M/10.0 Mpt
Radio Std: None
#IFGain:Low
Frequency
Average Power
47.78 dBm
37.69 % at 0dB
10.0 % 3.71 dB
1.0 % 6.06 dB
0.1 % 6.30 dB
0.01 % 6.38 dB
0.001 % 6.43 dB
0.0001 % 6.43 dB
Peak 6.43 dB
54.21 dBm
Gaussian
100 %
10 %
1 %
0.1 %
0.01 %
0.001 %
0.0001 %
0 dB
20 dB
Info BW 15.000 MHz
Center Freq
2.132500000 GHz
CF Step
5.000000 MHz
Auto
Man
Freq Offset
0 Hz
MSG
STATUS

Agilent Spectrum Analyzer - Power Stat CCDF
RL
RF
50 Ω AC
SENSE:EXT
ALIGN OFF
04:42:04 AM May 09, 2015
Center Freq 2.147500000 GHz
Center Freq: 2.147500000 GHz
Trig: Free Run
#Atten: 26 dB
Counts:9.49 M/10.0 Mpt
Radio Std: None
#IFGain:Low
Frequency
Average Power
47.78 dBm
37.87 % at 0dB
10.0 % 3.72 dB
1.0 % 6.06 dB
0.1 % 6.39 dB
0.01 % 6.54 dB
0.001 % 6.66 dB
0.0001 % 6.69 dB
Peak 6.69 dB
54.47 dBm
Gaussian
100 %
10 %
1 %
0.1 %
0.01 %
0.001 %
0.0001 %
0 dB
20 dB
Info BW 15.000 MHz
Center Freq
2.147500000 GHz
CF Step
5.000000 MHz
Auto
Man
Freq Offset
0 Hz
MSG
STATUS

Configuration	Carrier Freq. (MHz)	Port	PARP@0.1%	Limit
10M	2115	1	6.31	<13dB
		2	6.32	
	2132.5	1	6.26	<13dB
		2	6.27	
	2150	1	6.31	<13dB
		2	6.31	

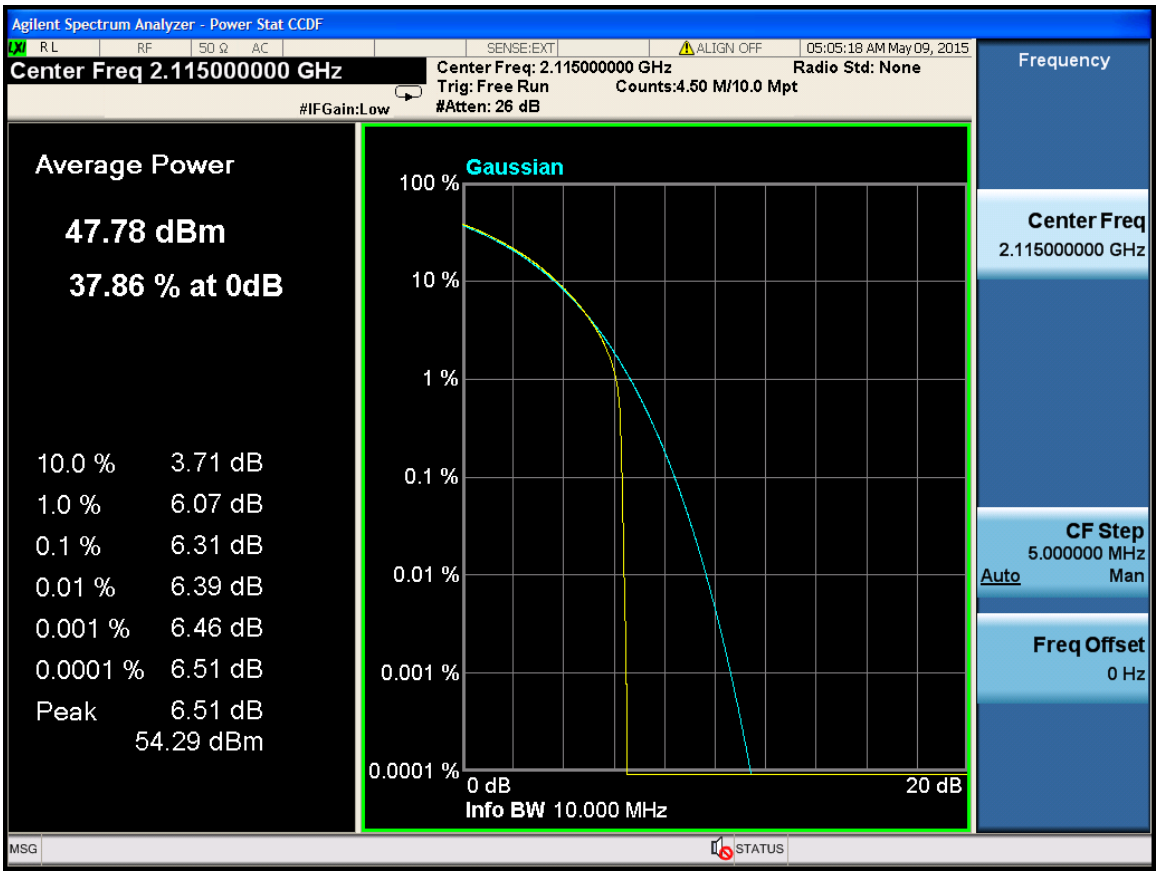
Agilent Spectrum Analyzer - Power Stat CCDF
RL
RF
50 Ω AC
SENSE:EXT
ALIGN OFF
05:05:18 AM May 09, 2015
Center Freq 2.115000000 GHz
Center Freq: 2.115000000 GHz
Trig: Free Run
#Atten: 26 dB
Radio Std: None
Counts:4.50 M/10.0 Mpt
#IFGain:Low
Frequency
Average Power
47.78 dBm
37.86 % at 0dB
10.0 % 3.71 dB
1.0 % 6.07 dB
0.1 % 6.31 dB
0.01 % 6.39 dB
0.001 % 6.46 dB
0.0001 % 6.51 dB
Peak 6.51 dB
54.29 dBm
Gaussian
100 %
10 %
1 %
0.1 %
0.01 %
0.001 %
0.0001 %
0 dB
20 dB
Info BW 10.000 MHz
Center Freq
2.115000000 GHz
CF Step
5.000000 MHz
Auto
Man
Freq Offset
0 Hz
MSG
STATUS

Agilent Spectrum Analyzer - Power Stat CCDF
RL
RF
50 Ω AC
SENSE:EXT
ALIGN OFF
05:05:42 AM May 09, 2015
Center Freq 2.115000000 GHz
Center Freq: 2.115000000 GHz
Trig: Free Run
Counts:713 k/10.0 Mpt
#Atten: 26 dB
Radio Std: None
#IFGain:Low
Frequency
Average Power
47.74 dBm
37.88 % at 0dB
10.0 % 3.71 dB
1.0 % 6.09 dB
0.1 % 6.32 dB
0.01 % 6.40 dB
0.001 % 6.50 dB
0.0001 % --- dB
Peak 6.51 dB
54.25 dBm
Gaussian
100 %
10 %
1 %
0.1 %
0.01 %
0.001 %
0.0001 %
0 dB
20 dB
Info BW 10.000 MHz
Center Freq
2.115000000 GHz
CF Step
5.000000 MHz
Auto
Man
Freq Offset
0 Hz
MSG
STATUS

Agilent Spectrum Analyzer - Power Stat CCDF
RL
RF
50 Ω AC
SENSE:EXT
ALIGN OFF
05:02:10 AM May 09, 2015
Center Freq 2.132500000 GHz
Center Freq: 2.132500000 GHz
Trig: Free Run
#Atten: 26 dB
Counts:7.94 M/10.0 Mpt
Radio Std: None
#IFGain:Low
Frequency
Average Power
47.69 dBm
37.88 % at 0dB
10.0 % 3.69 dB
1.0 % 6.03 dB
0.1 % 6.26 dB
0.01 % 6.34 dB
0.001 % 6.40 dB
0.0001 % 6.45 dB
Peak 6.45 dB
54.14 dBm
Gaussian
100 %
10 %
1 %
0.1 %
0.01 %
0.001 %
0.0001 %
0 dB
20 dB
Info BW 10.000 MHz
Center Freq
2.132500000 GHz
CF Step
5.000000 MHz
Auto
Man
Freq Offset
0 Hz
MSG
STATUS

Agilent Spectrum Analyzer - Power Stat CCDF
RL
RF
50 Ω AC
SENSE:EXT
ALIGN OFF
05:01:34 AM May 09, 2015
Center Freq 2.132500000 GHz
Center Freq: 2.132500000 GHz
Trig: Free Run
Counts:663 k/10.0 Mpt
#Atten: 26 dB
Radio Std: None
#IFGain:Low
Frequency
Average Power
47.73 dBm
37.97 % at 0dB
10.0 % 3.70 dB
1.0 % 6.04 dB
0.1 % 6.27 dB
0.01 % 6.35 dB
0.001 % 6.44 dB
0.0001 % --- dB
Peak 6.45 dB
54.18 dBm
Gaussian
100 %
10 %
1 %
0.1 %
0.01 %
0.001 %
0.0001 %
0 dB
20 dB
Info BW 10.000 MHz
Center Freq
2.132500000 GHz
CF Step
5.000000 MHz
Auto
Man
Freq Offset
0 Hz
MSG
STATUS

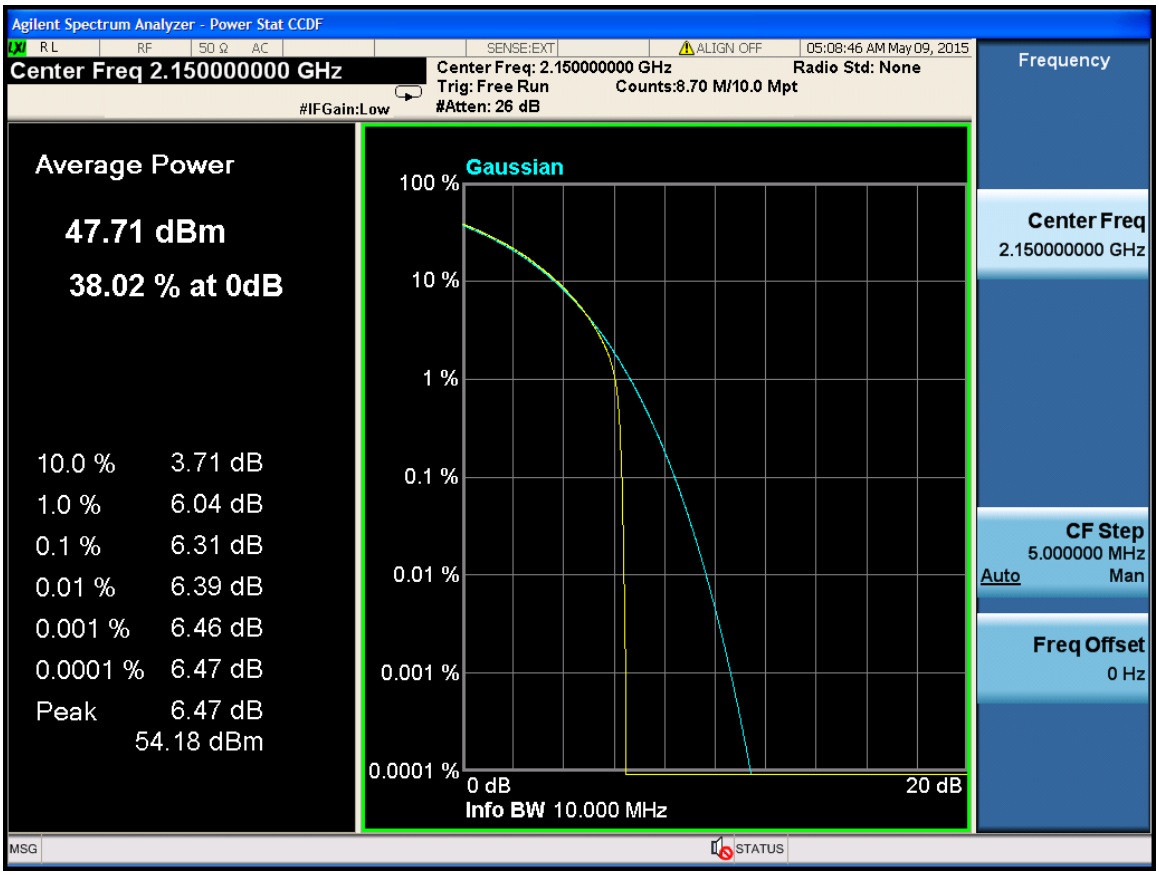
Agilent Spectrum Analyzer - Power Stat CCDF
RL
RF
50 Ω AC
SENSE:EXT
ALIGN OFF
05:08:46 AM May 09, 2015
Center Freq 2.150000000 GHz
Center Freq: 2.150000000 GHz
Trig: Free Run
#Atten: 26 dB
Radio Std: None
Counts:8.70 M/10.0 Mpt
#IFGain:Low
Frequency
Average Power
47.71 dBm
38.02 % at 0dB
10.0 % 3.71 dB
1.0 % 6.04 dB
0.1 % 6.31 dB
0.01 % 6.39 dB
0.001 % 6.46 dB
0.0001 % 6.47 dB
Peak 6.47 dB
54.18 dBm
Gaussian
100 %
10 %
1 %
0.1 %
0.01 %
0.001 %
0.0001 %
0 dB
20 dB
Info BW 10.000 MHz
Center Freq
2.150000000 GHz
CF Step
5.000000 MHz
Auto
Man
Freq Offset
0 Hz
MSG
STATUS

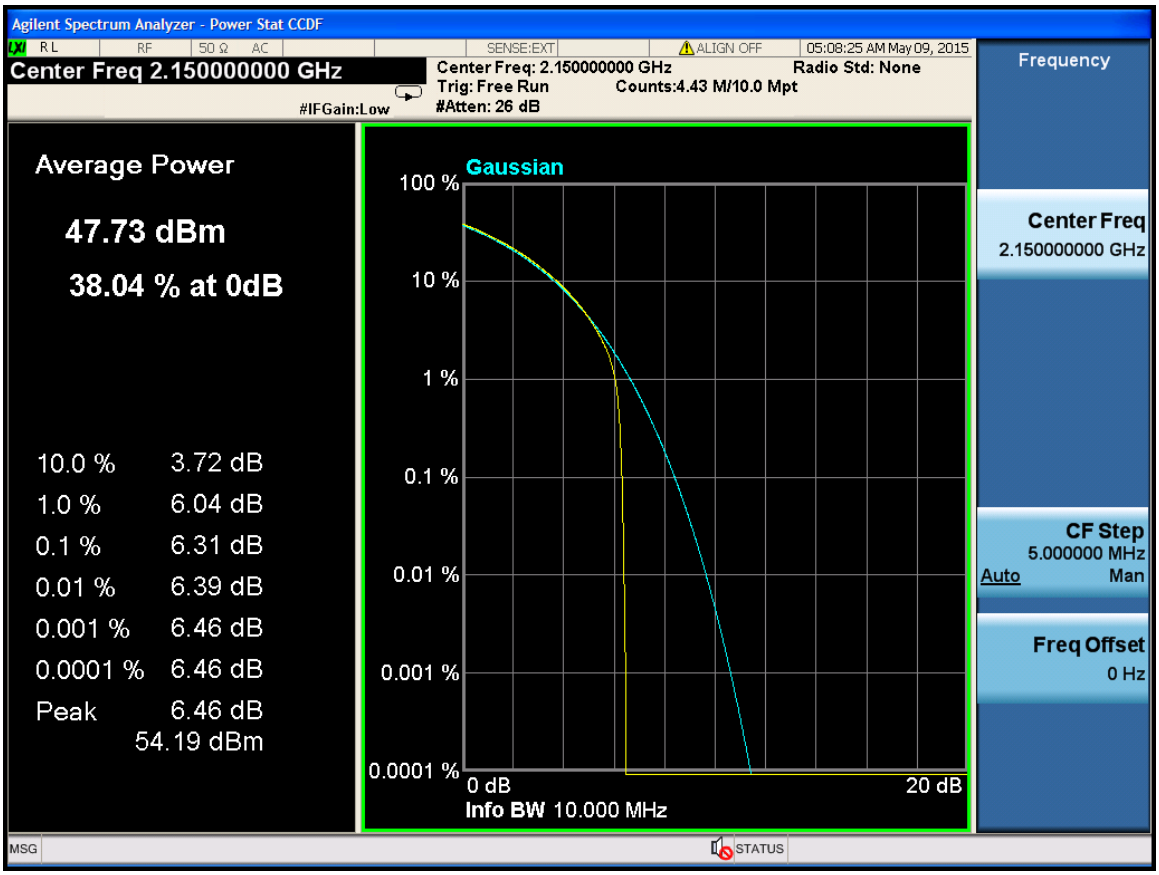

Configuration	Carrier Freq. (MHz)	Port	PARP@0.1%	Limit
5M	2112.5	1	6.27	<13dB
		2	6.24	
	2132.5	1	6.27	<13dB
		2	6.26	
	2152.5	1	6.26	<13dB
		2	6.25	

Agilent Spectrum Analyzer - Power Stat CCDF
RL
RF
50 Ω AC
SENSE:EXT
ALIGN OFF
05:21:04 AM May 09, 2015
Center Freq 2.112500000 GHz
#IFGain:Low
Center Freq: 2.112500000 GHz
Trig: Free Run
#Atten: 26 dB
Radio Std: None
Counts:6.61 M/10.0 Mpt
Frequency
Average Power
47.99 dBm
37.78 % at 0dB
10.0 % 3.72 dB
1.0 % 6.05 dB
0.1 % 6.27 dB
0.01 % 6.37 dB
0.001 % 6.41 dB
0.0001 % 6.41 dB
Peak 6.44 dB
54.43 dBm
Gaussian
100 %
10 %
1 %
0.1 %
0.01 %
0.001 %
0.0001 %
0 dB
20 dB
Info BW 5.0000 MHz
Center Freq
2.112500000 GHz
CF Step
5.000000 MHz
Auto
Man
Freq Offset
0 Hz
MSG
STATUS

Agilent Spectrum Analyzer - Power Stat CCDF
RL
RF
50 Ω AC
SENSE:EXT
ALIGN OFF
05:22:18 AM May 09, 2015
Center Freq 2.112500000 GHz
Center Freq: 2.112500000 GHz
Trig: Free Run
#Atten: 26 dB
Counts:1.88 M/10.0 Mpt
Radio Std: None
#IFGain:Low
Frequency
Average Power
47.90 dBm
37.90 % at 0dB
10.0 % 3.71 dB
1.0 % 6.02 dB
0.1 % 6.24 dB
0.01 % 6.32 dB
0.001 % 6.36 dB
0.0001 % 6.36 dB
Peak 6.37 dB
54.27 dBm
Gaussian
100 %
10 %
1 %
0.1 %
0.01 %
0.001 %
0.0001 %
0 dB
20 dB
Info BW 5.0000 MHz
Center Freq
2.112500000 GHz
CF Step
5.000000 MHz
Auto
Man
Freq Offset
0 Hz
MSG
STATUS

Agilent Spectrum Analyzer - Power Stat CCDF
RL
RF
50 Ω AC
SENSE:EXT
ALIGN OFF
05:17:15 AM May 09, 2015
Center Freq 2.132500000 GHz
Center Freq: 2.132500000 GHz
Trig: Free Run
#Atten: 26 dB
Counts:6.37 M/10.0 Mpt
Radio Std: None
#IFGain:Low
Frequency
Average Power
47.68 dBm
37.85 % at 0dB
10.0 % 3.72 dB
1.0 % 6.05 dB
0.1 % 6.27 dB
0.01 % 6.36 dB
0.001 % 6.41 dB
0.0001 % 6.41 dB
Peak 6.45 dB
54.13 dBm
Gaussian
100 %
10 %
1 %
0.1 %
0.01 %
0.001 %
0.0001 %
0 dB
20 dB
Info BW 5.0000 MHz
Center Freq
2.132500000 GHz
CF Step
5.000000 MHz
Auto
Man
Freq Offset
0 Hz
MSG
STATUS

Agilent Spectrum Analyzer - Power Stat CCDF
RL
RF
50 Ω AC
SENSE:EXT
ALIGN OFF
05:16:47 AM May 09, 2015
Center Freq 2.132500000 GHz
Center Freq: 2.132500000 GHz
Trig: Free Run
#Atten: 26 dB
Counts:8.26 M/10.0 Mpt
Radio Std: None
#IFGain:Low
Frequency
Average Power
47.76 dBm
37.96 % at 0dB
10.0 % 3.72 dB
1.0 % 6.04 dB
0.1 % 6.26 dB
0.01 % 6.35 dB
0.001 % 6.40 dB
0.0001 % 6.42 dB
Peak 6.42 dB
54.18 dBm
Gaussian
100 %
10 %
1 %
0.1 %
0.01 %
0.001 %
0.0001 %
0 dB
20 dB
Info BW 5.0000 MHz
Center Freq
2.132500000 GHz
CF Step
5.000000 MHz
Auto
Man
Freq Offset
0 Hz
MSG
STATUS

Agilent Spectrum Analyzer - Power Stat CCDF
RL
RF
50 Ω AC
SENSE:EXT
ALIGN OFF
05:13:35 AM May 09, 2015
Center Freq 2.152500000 GHz
Center Freq: 2.152500000 GHz
Trig: Free Run
#Atten: 26 dB
Radio Std: None
Counts:4.48 M/10.0 Mpt
#IFGain:Low
Frequency
Average Power
47.93 dBm
37.86 % at 0dB
10.0 % 3.72 dB
1.0 % 6.03 dB
0.1 % 6.26 dB
0.01 % 6.32 dB
0.001 % 6.37 dB
0.0001 % 6.38 dB
Peak 6.42 dB
54.35 dBm
Gaussian
100 %
10 %
1 %
0.1 %
0.01 %
0.001 %
0.0001 %
0 dB
20 dB
Info BW 5.0000 MHz
Center Freq
2.152500000 GHz
CF Step
5.000000 MHz
Auto
Man
Freq Offset
0 Hz
MSG
STATUS

9 TRANSMITTER UNWANTED EMISSIONS

Applicable Standard: RSS139 § 6.5;rss-Gen

(i) In the first 1.0 MHz bands immediately outside and adjacent to the equipment's operating frequency block, the emission power per any 1% of the emission bandwidth shall be attenuated below the transmitter output power P (in watts) by at least 43 + 10 $\log_{10}$(P), dB.
(ii) After the first 1.0 MHz outside the equipment's operating frequency block, the emission power in any 1 MHz bandwidth shall be attenuated below the transmitter output power P (in watts) by at least43 + 10 $\log_{10}$(P), dB.any 1 MHz bandwidth shall be attenuated below the transmitter output power P (in watts) by at least43 + 10 $\log_{10}$(P), dB.

the power of any emission outside of the authorized operating frequency ranges must be attenuated below the transmitting power (p) by a factor of at least 43 + 10 log (p) dB. The limit (dBm) should < P –(43+10log(P)) = -13dBm.

Test Equipment List and Details

Manufacturer	Description	Model	Serial Number	Calibration Date	Calibration Due Date
Agilent	PXA Series Spectrum Analyzer	N9030A	MY49431143	2014.09.16	2015.09.16
DTS	DTS 40dB Attenuator	DTS100-40-3-1	201312160104	2014.09.16	2015.09.16

***statement of traceability:** The Reliability Testing Center attest that all calibration have been performed per the NVLAP requirements, traceable to NIST.

Test Procedure

EUT Setup:

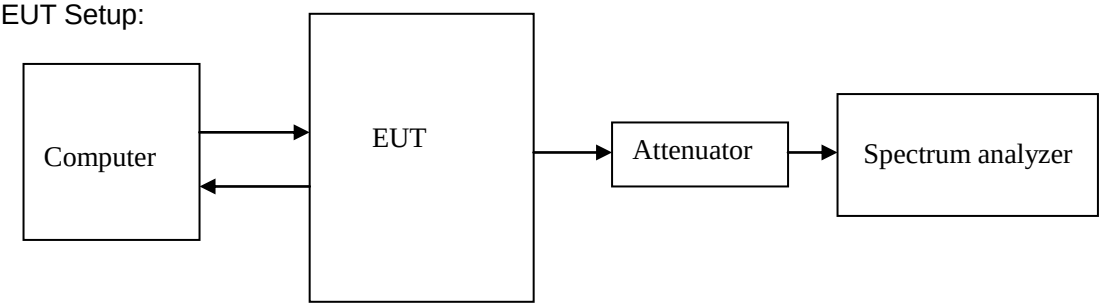

The unwanted emissions shall be measured at the frequencies of the highest and lowest channel of all bandwidths that the equipment can operate with a resolution bandwidth of 1 MHz or less, but at least 1% of the occupied bandwidth of the transmitter, provided that the measured power is integrated over a 1 MHz bandwidth.

When Transmitter unwanted emissions test, configure R8882 S1700 output at rated power, the R8882 S1700 output antenna connected to spectrum analyzer, and testing emissions by spectrum analyzer one antenna by another.

When radiated unwanted emissions test, configure R8882 S1700 output at rated power, the R8882 S1700 output antenna connected to load.

Test Data Environmental Conditions

Temperature:	20 °C
Relative Humidity:	53 %
ATM Pressure:	1009 mbar

Test Result: Pass

Test Mode: Transmitting LTE

Test Data:

Channel Bandwidth :20M

20M-Port 1 -2120MHz

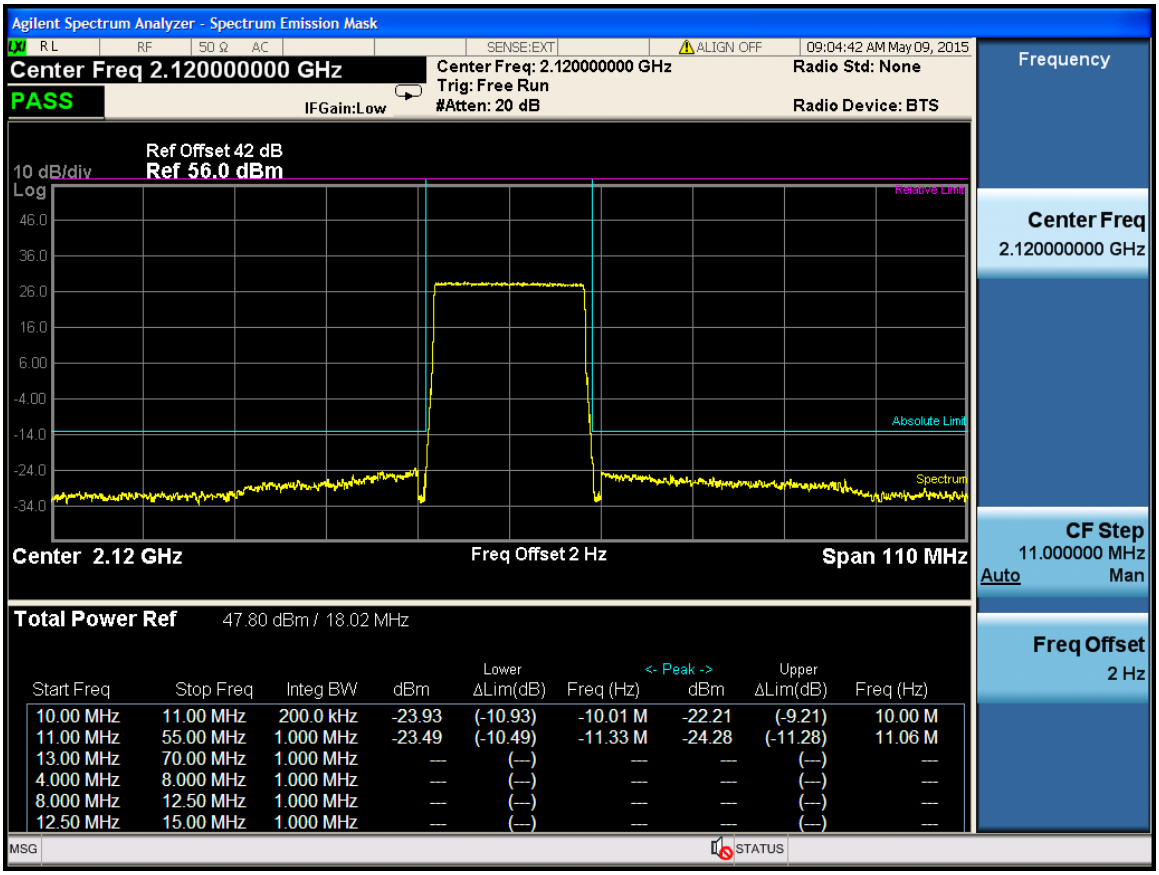

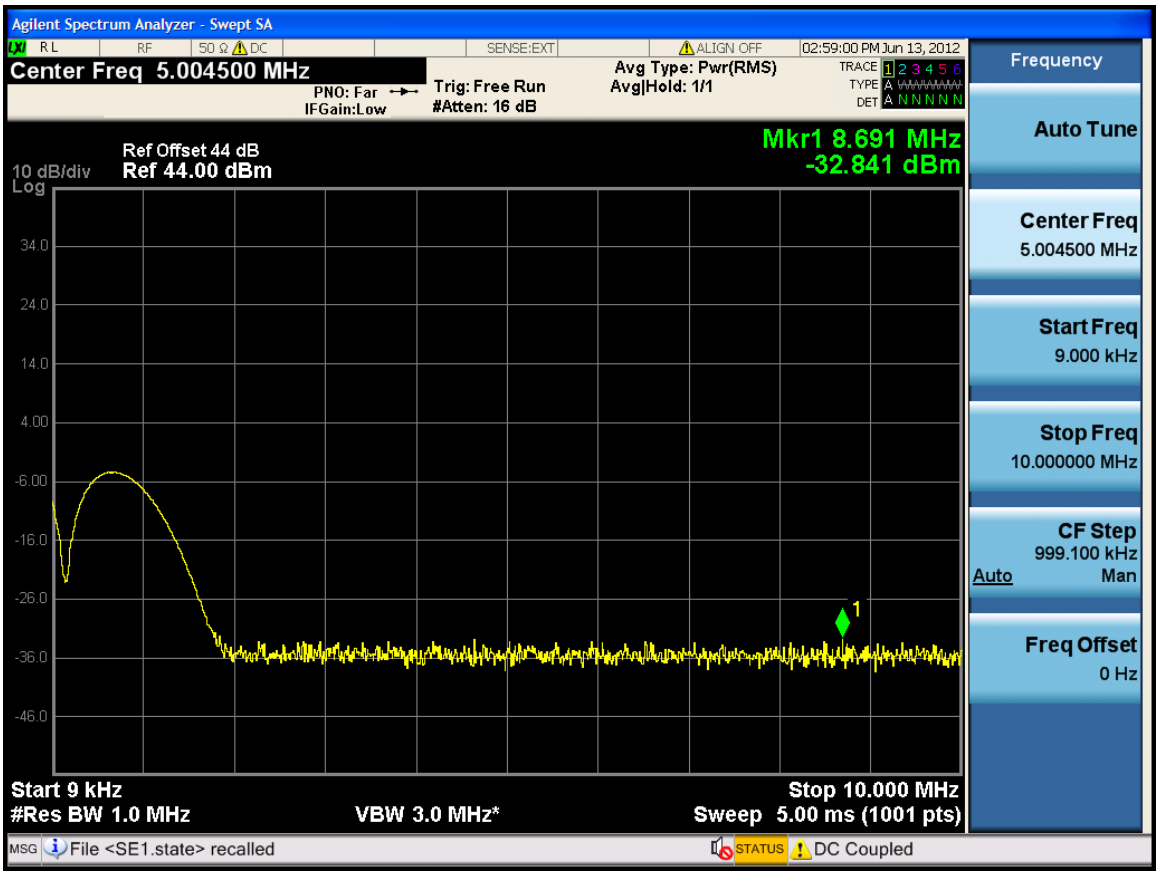
Agilent Spectrum Analyzer - Swept SA
Center Freq 5.004500 MHz
PNO: Far
IFGain:Low
Trig: Free Run
#Atten: 16 dB
Avg Type: Pwr(RMS)
Avg|Hold: 1/1
02:59:00 PM Jun 13, 2012
Ref Offset 44 dB
10 dB/div
Ref 44.00 dBm
Log
Mkr1 8.691 MHz
-32.841 dBm
Start 9 kHz
#Res BW 1.0 MHz
VBW 3.0 MHz*
Stop 10.000 MHz
Sweep 5.00 ms (1001 pts)
File <SE1.state> recalled
DC Coupled
Frequency
Auto Tune
Center Freq
5.004500 MHz
Start Freq
9.000 kHz
Stop Freq
10.000000 MHz
CF Step
999.100 kHz
Auto
Man
Freq Offset
0 Hz

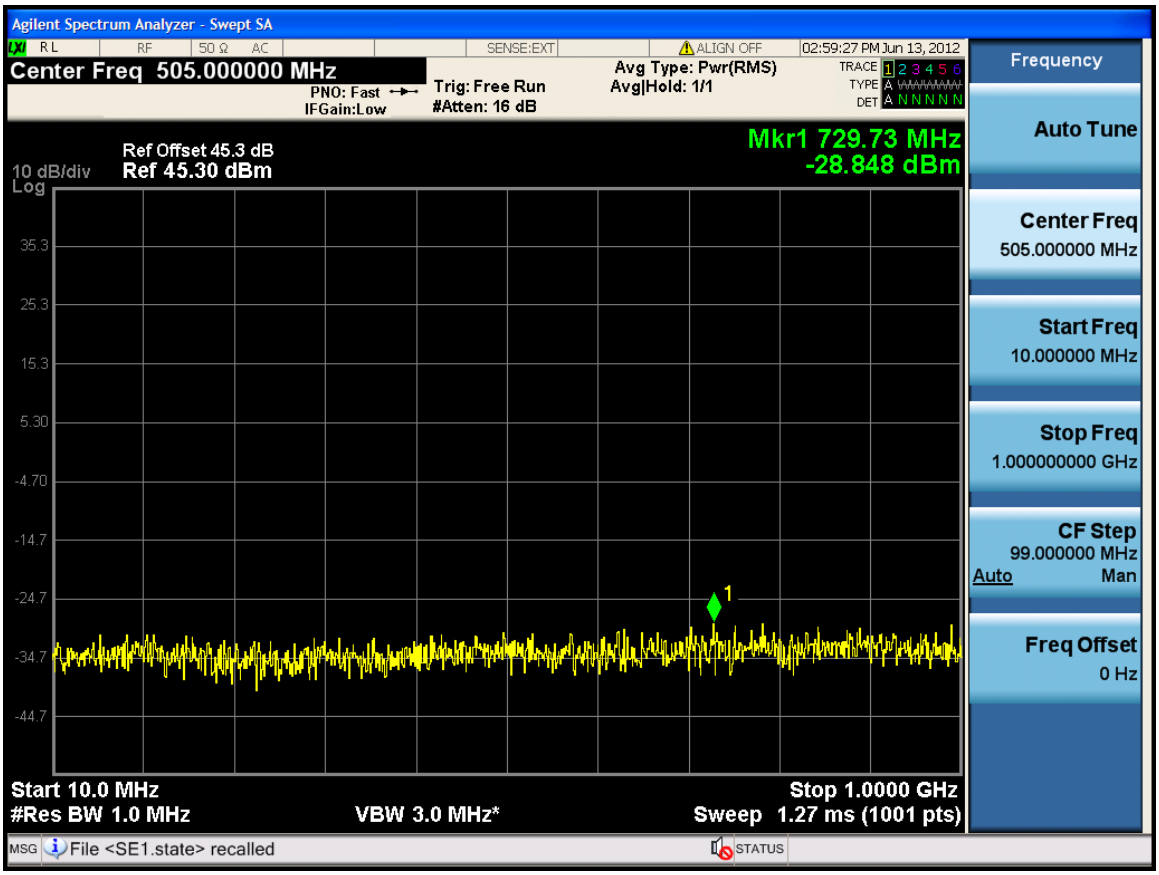
Agilent Spectrum Analyzer - Swept SA
Center Freq 505.000000 MHz
PNO: Fast
IFGain:Low
Trig: Free Run
#Atten: 16 dB
Avg Type: Pwr(RMS)
Avg|Hold: 1/1
02:59:27 PM Jun 13, 2012
Ref Offset 45.3 dB
10 dB/div
Ref 45.30 dBm
Log
Mkr1 729.73 MHz
-28.848 dBm
35.3
25.3
15.3
5.30
-4.70
-14.7
-24.7
-34.7
-44.7
Start 10.0 MHz
#Res BW 1.0 MHz
VBW 3.0 MHz*
Stop 1.0000 GHz
Sweep 1.27 ms (1001 pts)
File <SE1.state> recalled
Frequency
Auto Tune
Center Freq
505.000000 MHz
Start Freq
10.000000 MHz
Stop Freq
1.000000000 GHz
CF Step
99.000000 MHz
Auto
Man
Freq Offset
0 Hz

20M-Port 1 -2132.5MHz

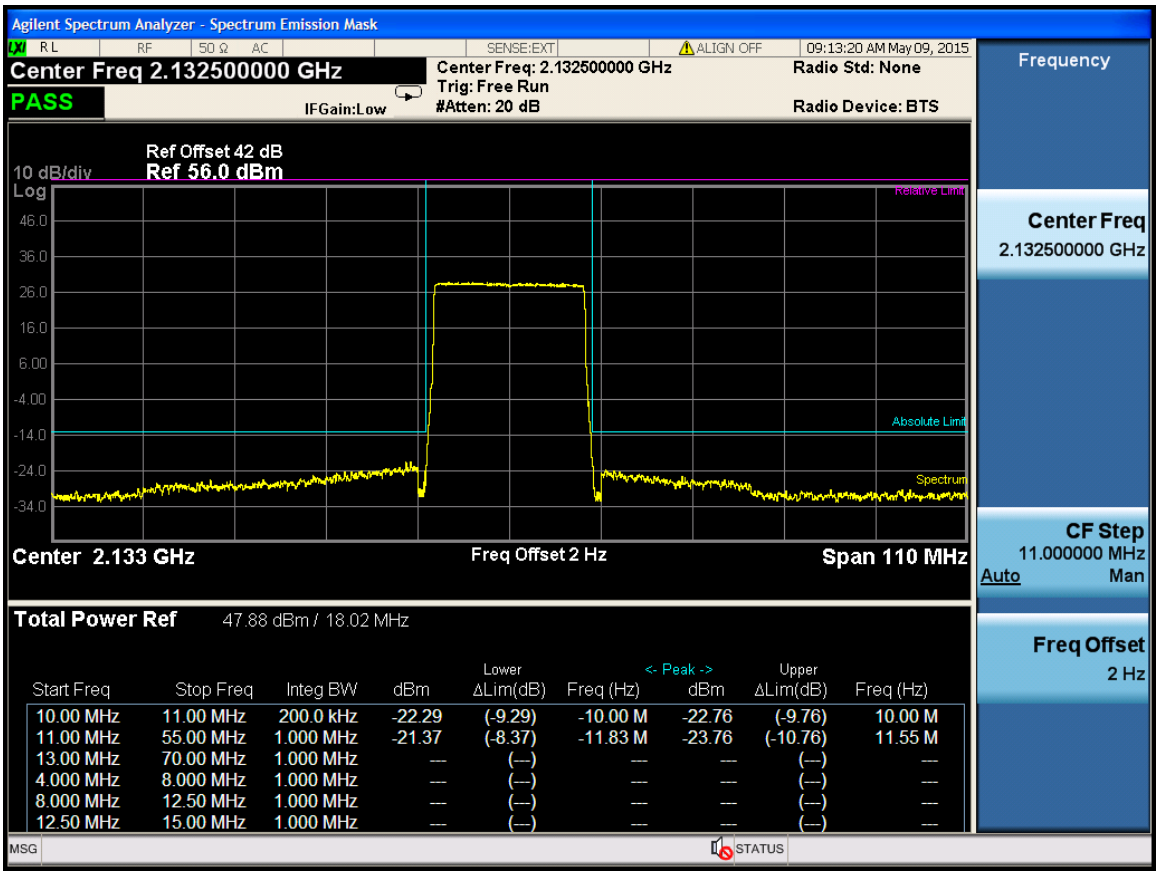

Start Freq	Stop Freq	Integ BW	dBm	Lower ΔLim(dB)	Freq (Hz)	<- Peak -> dBm	Upper ΔLim(dB)	Freq (Hz)
10.00 MHz	11.00 MHz	200.0 kHz	-22.29	(-9.29)	-10.00 M	-22.76	(-9.76)	10.00 M
11.00 MHz	55.00 MHz	1.000 MHz	-21.37	(-8.37)	-11.83 M	-23.76	(-10.76)	11.55 M
13.00 MHz	70.00 MHz	1.000 MHz	---	(---)	---	---	(---)	---
4.000 MHz	8.000 MHz	1.000 MHz	---	(---)	---	---	(---)	---
8.000 MHz	12.50 MHz	1.000 MHz	---	(---)	---	---	(---)	---
12.50 MHz	15.00 MHz	1.000 MHz	---	(---)	---	---	(---)	---

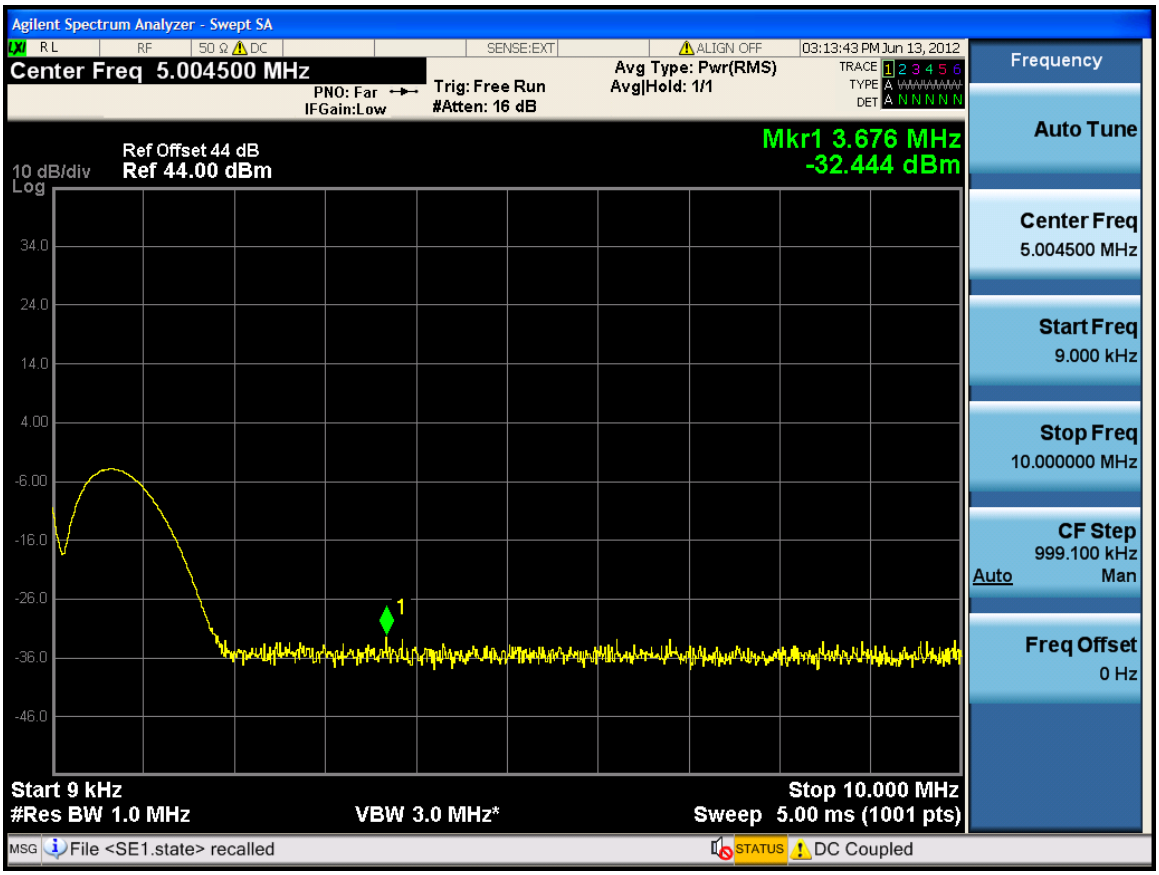
Agilent Spectrum Analyzer - Swept SA
Center Freq 5.004500 MHz
PNO: Far
IFGain:Low
Trig: Free Run
#Atten: 16 dB
Avg Type: Pwr(RMS)
Avg|Hold: 1/1
03:13:43 PM Jun 13, 2012
Ref Offset 44 dB
10 dB/div
Ref 44.00 dBm
Log
Mkr1 3.676 MHz
-32.444 dBm
Start 9 kHz
#Res BW 1.0 MHz
VBW 3.0 MHz*
Stop 10.000 MHz
Sweep 5.00 ms (1001 pts)
File <SE1.state> recalled
DC Coupled
Frequency
Auto Tune
Center Freq
5.004500 MHz
Start Freq
9.000 kHz
Stop Freq
10.000000 MHz
CF Step
999.100 kHz
Auto
Man
Freq Offset
0 Hz

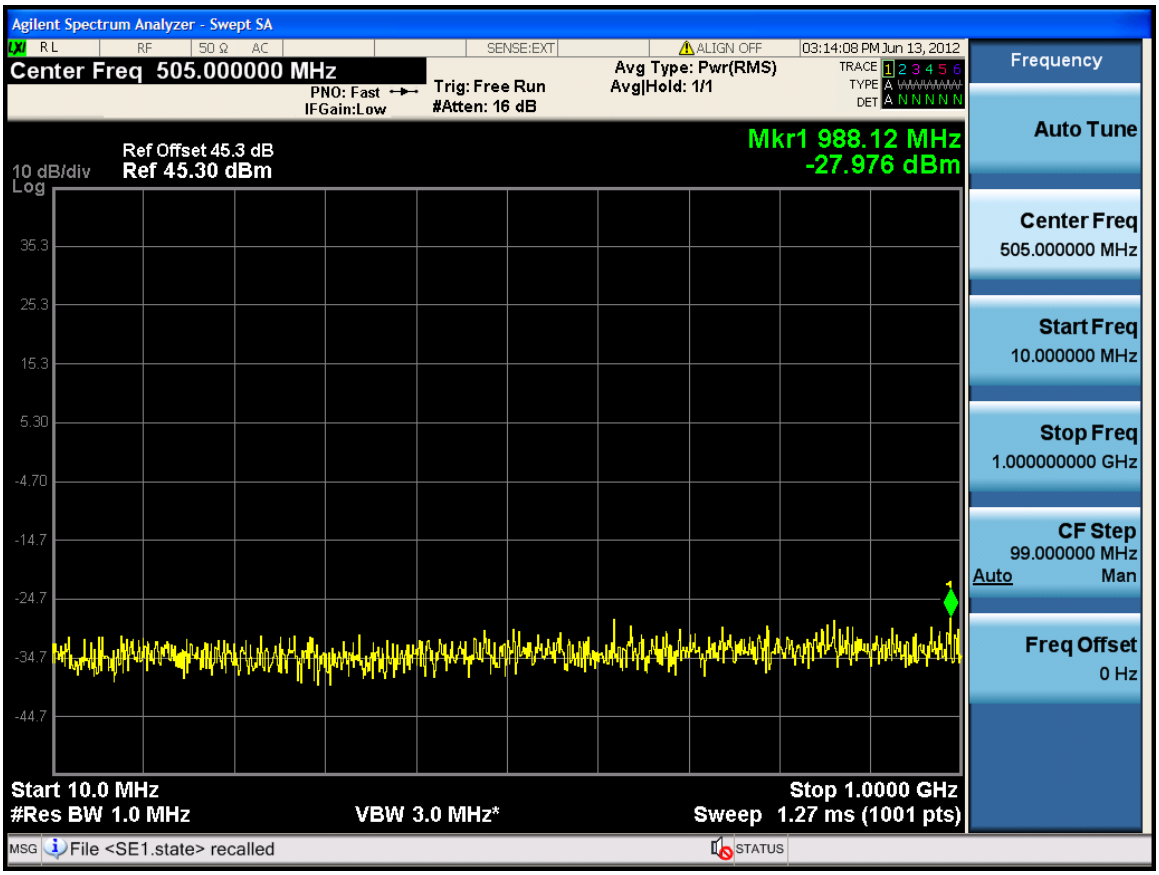
Agilent Spectrum Analyzer - Swept SA
RL
RF
50 Ω AC
SENSE:EXT
ALIGN OFF
03:14:08 PM Jun 13, 2012
Center Freq 505.000000 MHz
PNO: Fast
IFGain:Low
Trig: Free Run
#Atten: 16 dB
Avg Type: Pwr(RMS)
Avg|Hold: 1/1
TRACE 1 2 3 4 5 6
TYPE A
DET A N N N N N
Frequency
Auto Tune
Center Freq
505.000000 MHz
Start Freq
10.000000 MHz
Stop Freq
1.000000000 GHz
CF Step
99.000000 MHz
Auto
Man
Freq Offset
0 Hz
Mkr1 988.12 MHz
-27.976 dBm
Ref Offset 45.3 dB
10 dB/div
Ref 45.30 dBm
Log
35.3
25.3
15.3
5.30
-4.70
-14.7
-24.7
-34.7
-44.7
Start 10.0 MHz
#Res BW 1.0 MHz
VBW 3.0 MHz*
Stop 1.0000 GHz
Sweep 1.27 ms (1001 pts)
MSG
File <SE1.state> recalled
STATUS

20M-Port 1 -2145MHz

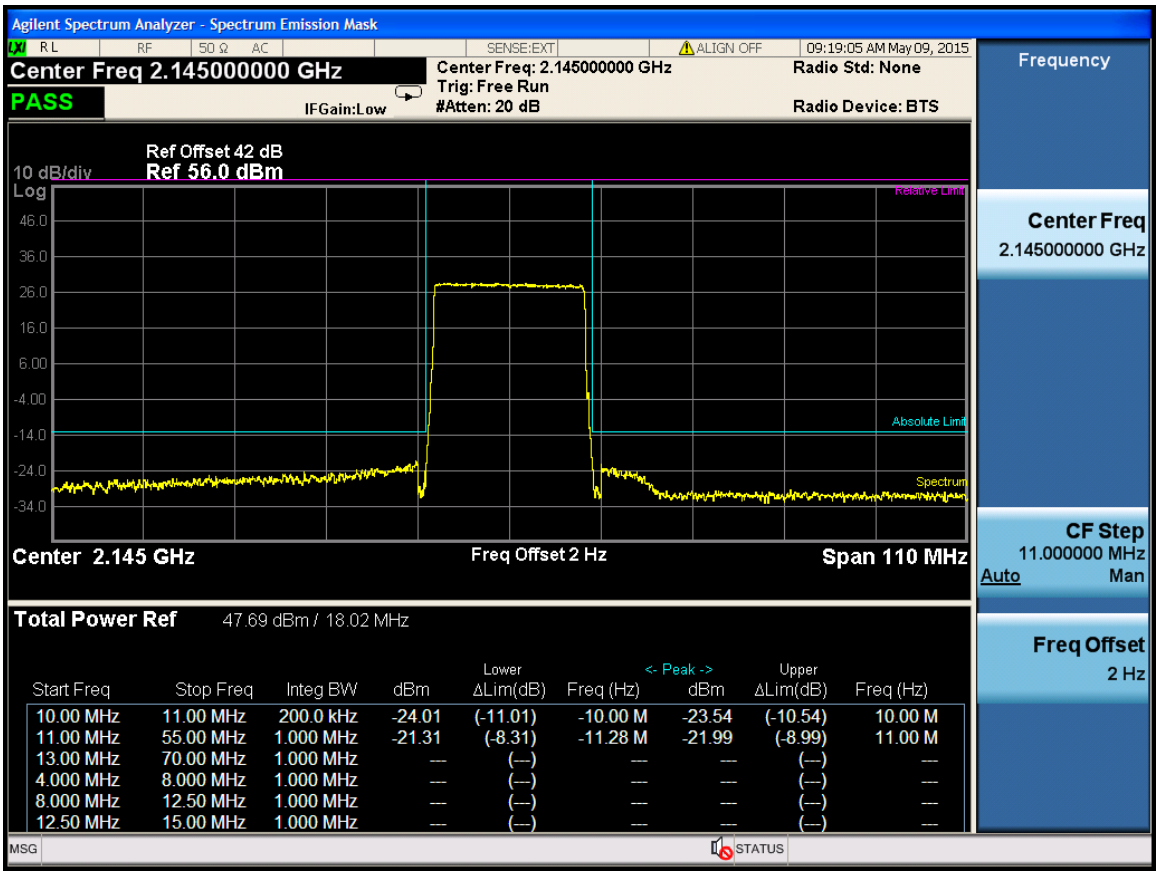
Agilent Spectrum Analyzer - Spectrum Emission Mask
RL
RF
50 Ω AC
SENSE:EXT
ALIGN OFF
09:19:05 AM May 09, 2015
Center Freq 2.145000000 GHz
PASS
IFGain:Low
Center Freq: 2.145000000 GHz
Trig: Free Run
#Atten: 20 dB
Radio Std: None
Radio Device: BTS
Frequency
Ref Offset 42 dB
10 dB/div
Ref 56.0 dBm
Log
46.0
36.0
26.0
16.0
6.00
-4.00
-14.0
-24.0
-34.0
Relative Limit
Absolute Limit
Spectrum
Center 2.145 GHz
Freq Offset 2 Hz
Span 110 MHz
Center Freq
2.145000000 GHz
CF Step
11.000000 MHz
Auto
Man
Freq Offset
2 Hz
Total Power Ref
47.69 dBm / 18.02 MHz
Start Freq
Stop Freq
Integ BW
dBm
Lower
ΔLim(dB)
Freq (Hz)
<- Peak ->
dBm
Upper
ΔLim(dB)
Freq (Hz)
10.00 MHz 11.00 MHz 200.0 kHz -24.01 (-11.01) -10.00 M -23.54 (-10.54) 10.00 M
11.00 MHz 55.00 MHz 1.000 MHz -21.31 (-8.31) -11.28 M -21.99 (-8.99) 11.00 M
13.00 MHz 70.00 MHz 1.000 MHz --- (---) --- --- (---) ---
4.000 MHz 8.000 MHz 1.000 MHz --- (---) --- --- (---) ---
8.000 MHz 12.50 MHz 1.000 MHz --- (---) --- --- (---) ---
12.50 MHz 15.00 MHz 1.000 MHz --- (---) --- --- (---) ---
MSG
STATUS

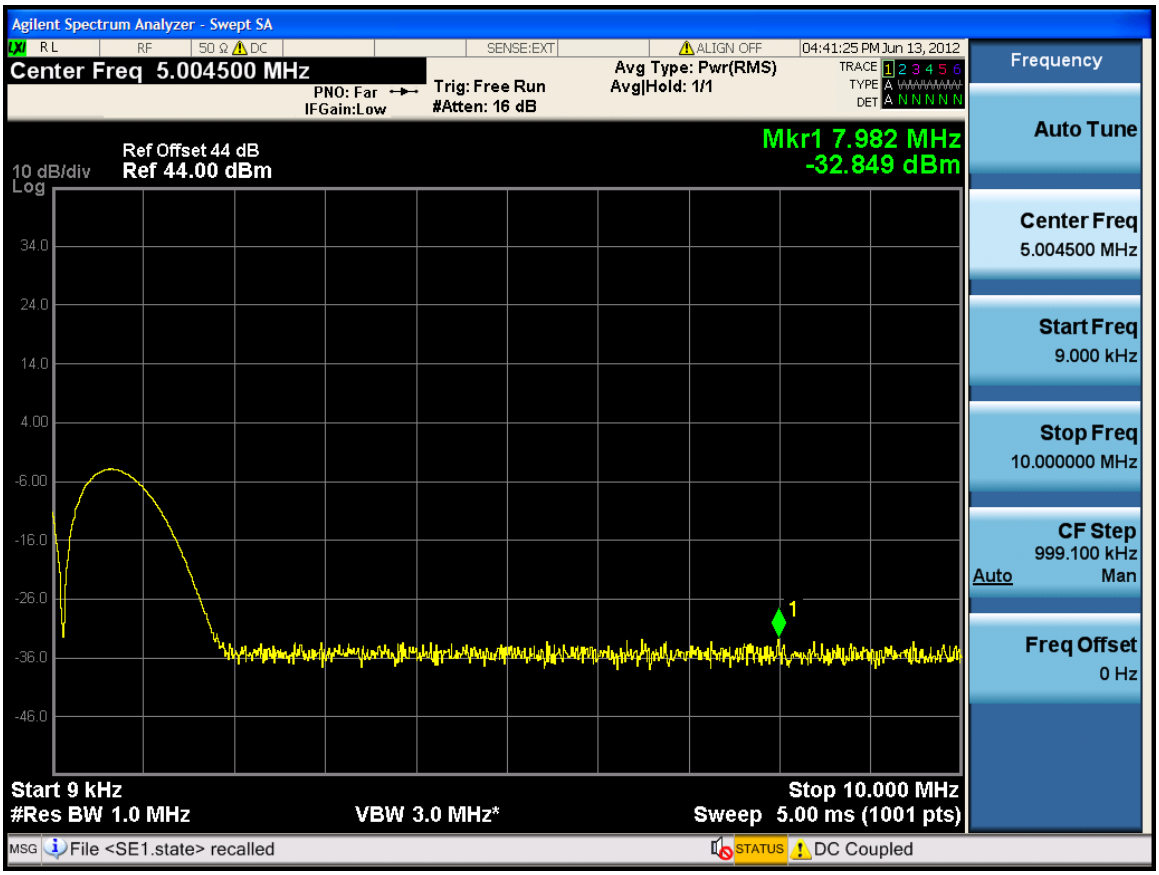
Agilent Spectrum Analyzer - Swept SA
Center Freq 5.004500 MHz
PNO: Far
IFGain:Low
Trig: Free Run
#Atten: 16 dB
Avg Type: Pwr(RMS)
Avg|Hold: 1/1
04:41:25 PM Jun 13, 2012
Ref Offset 44 dB
10 dB/div
Ref 44.00 dBm
Log
Mkr1 7.982 MHz
-32.849 dBm
Start 9 kHz
#Res BW 1.0 MHz
VBW 3.0 MHz*
Stop 10.000 MHz
Sweep 5.00 ms (1001 pts)
File <SE1.state> recalled
DC Coupled
Frequency
Auto Tune
Center Freq
5.004500 MHz
Start Freq
9.000 kHz
Stop Freq
10.000000 MHz
CF Step
999.100 kHz
Auto
Man
Freq Offset
0 Hz

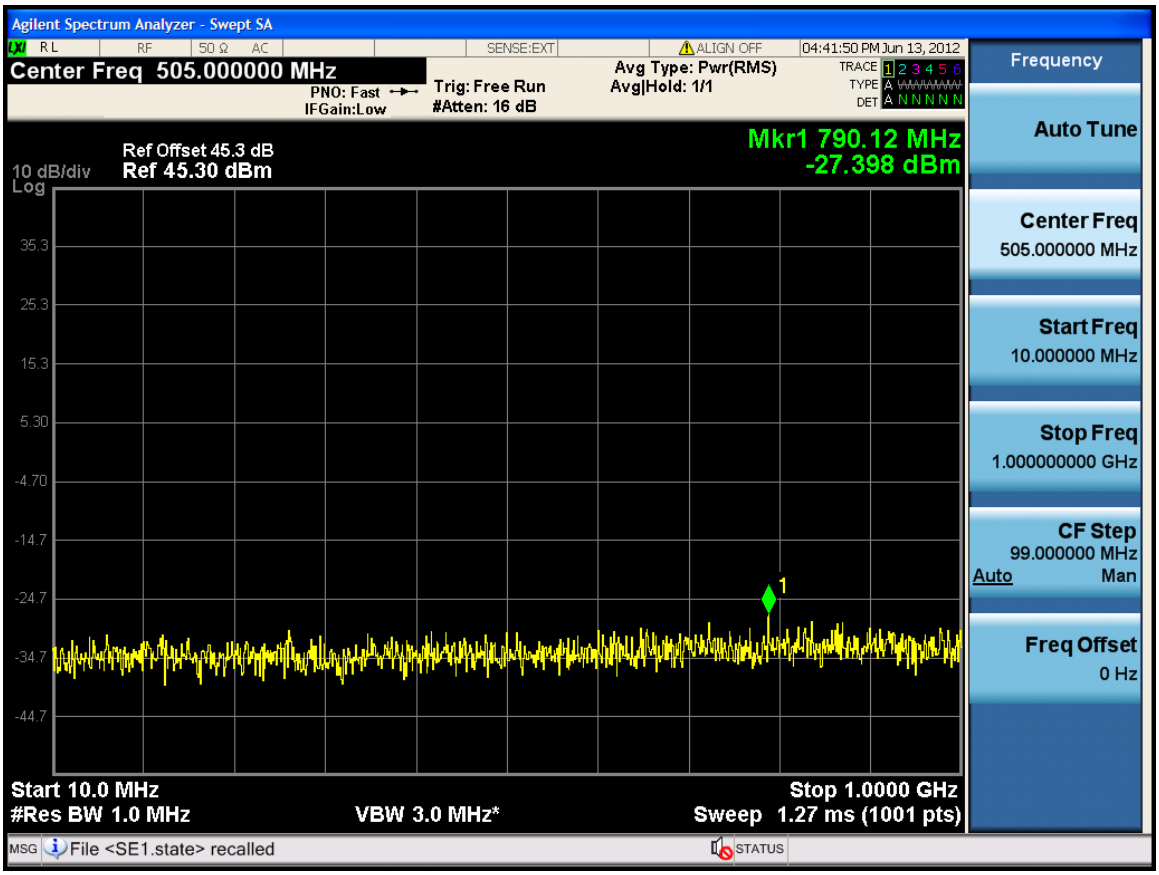
Agilent Spectrum Analyzer - Swept SA
Center Freq 505.000000 MHz
PNO: Fast
IFGain:Low
Trig: Free Run
#Atten: 16 dB
Avg Type: Pwr(RMS)
Avg|Hold: 1/1
04:41:50 PM Jun 13, 2012
Ref Offset 45.3 dB
10 dB/div
Ref 45.30 dBm
Log
Mkr1 790.12 MHz
-27.398 dBm
35.3
25.3
15.3
5.30
-4.70
-14.7
-24.7
-34.7
-44.7
Start 10.0 MHz
#Res BW 1.0 MHz
VBW 3.0 MHz*
Stop 1.0000 GHz
Sweep 1.27 ms (1001 pts)
Frequency
Auto Tune
Center Freq
505.000000 MHz
Start Freq
10.000000 MHz
Stop Freq
1.000000000 GHz
CF Step
99.000000 MHz
Auto
Man
Freq Offset
0 Hz
File <SE1.state> recalled

20M-Port 2 -21120MHz

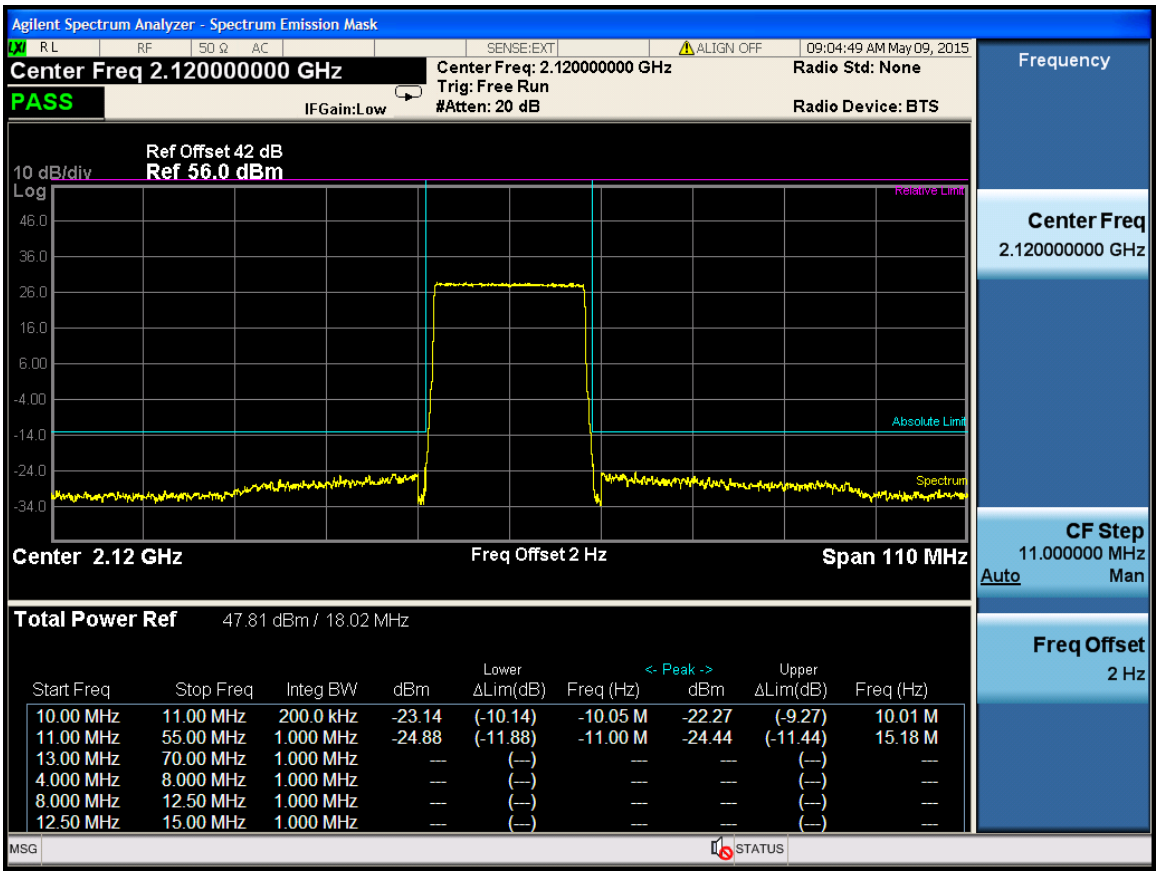
Agilent Spectrum Analyzer - Spectrum Emission Mask
RL
RF
50 Ω AC
SENSE:EXT
ALIGN OFF
09:04:49 AM May 09, 2015
Center Freq 2.120000000 GHz
PASS
IFGain:Low
Center Freq: 2.120000000 GHz
Trig: Free Run
#Atten: 20 dB
Radio Std: None
Radio Device: BTS
Frequency
Ref Offset 42 dB
10 dB/div
Ref 56.0 dBm
Log
46.0
36.0
26.0
16.0
6.00
-4.00
-14.0
-24.0
-34.0
Relative Limit
Absolute Limit
Spectrum
Center 2.12 GHz
Freq Offset 2 Hz
Span 110 MHz
Center Freq
2.120000000 GHz
CF Step
11.000000 MHz
Auto
Man
Freq Offset
2 Hz
Total Power Ref
47.81 dBm / 18.02 MHz
Start Freq
Stop Freq
Integ BW
dBm
Lower
ΔLim(dB)
Freq (Hz)
<- Peak ->
dBm
Upper
ΔLim(dB)
Freq (Hz)
10.00 MHz 11.00 MHz 200.0 kHz -23.14 (-10.14) -10.05 M -22.27 (-9.27) 10.01 M
11.00 MHz 55.00 MHz 1.000 MHz -24.88 (-11.88) -11.00 M -24.44 (-11.44) 15.18 M
13.00 MHz 70.00 MHz 1.000 MHz --- (---) --- --- (---) ---
4.000 MHz 8.000 MHz 1.000 MHz --- (---) --- --- (---) ---
8.000 MHz 12.50 MHz 1.000 MHz --- (---) --- --- (---) ---
12.50 MHz 15.00 MHz 1.000 MHz --- (---) --- --- (---) ---
MSG
STATUS

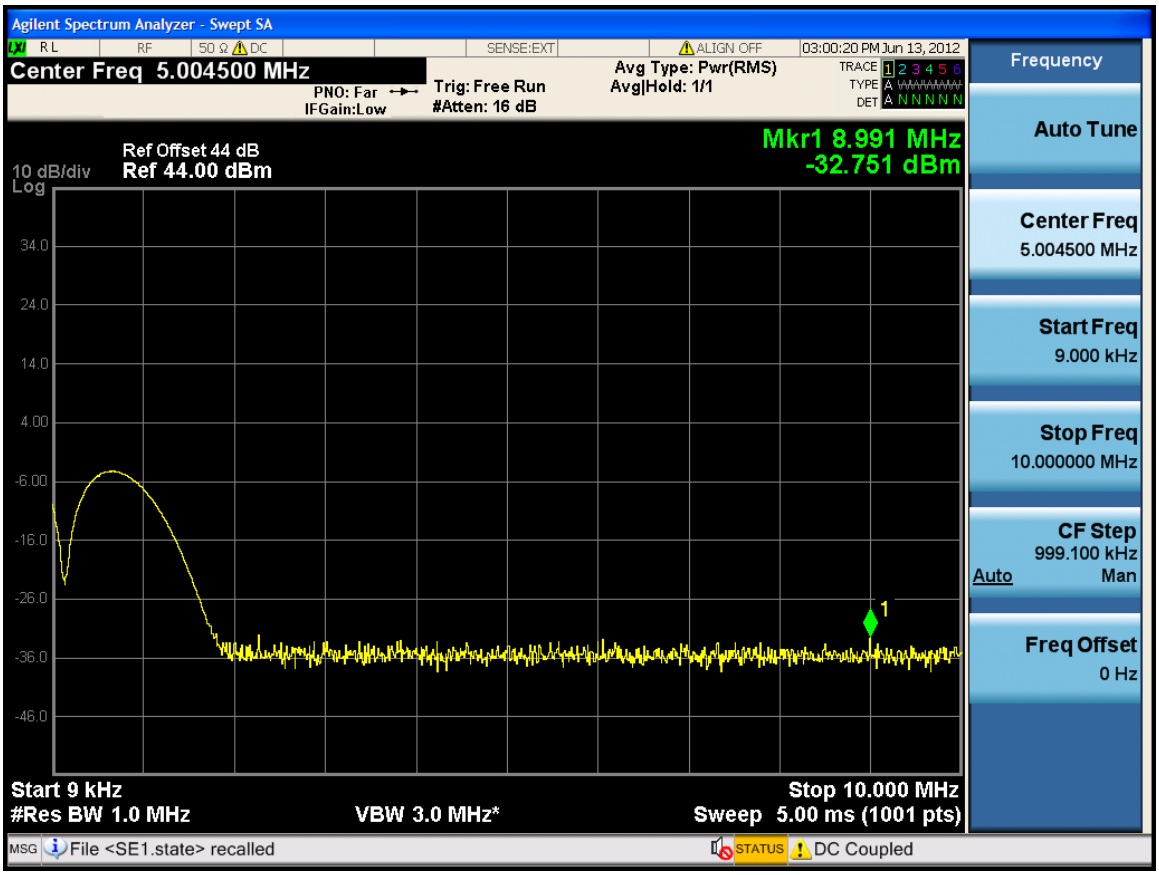
Agilent Spectrum Analyzer - Swept SA
Center Freq 5.004500 MHz
PNO: Far
IFGain:Low
Trig: Free Run
#Atten: 16 dB
Avg Type: Pwr(RMS)
Avg|Hold: 1/1
03:00:20 PM Jun 13, 2012
Ref Offset 44 dB
10 dB/div
Ref 44.00 dBm
Log
Mkr1 8.991 MHz
-32.751 dBm
Start 9 kHz
#Res BW 1.0 MHz
VBW 3.0 MHz*
Stop 10.000 MHz
Sweep 5.00 ms (1001 pts)
File <SE1.state> recalled
DC Coupled
Frequency
Auto Tune
Center Freq
5.004500 MHz
Start Freq
9.000 kHz
Stop Freq
10.000000 MHz
CF Step
999.100 kHz
Auto
Man
Freq Offset
0 Hz

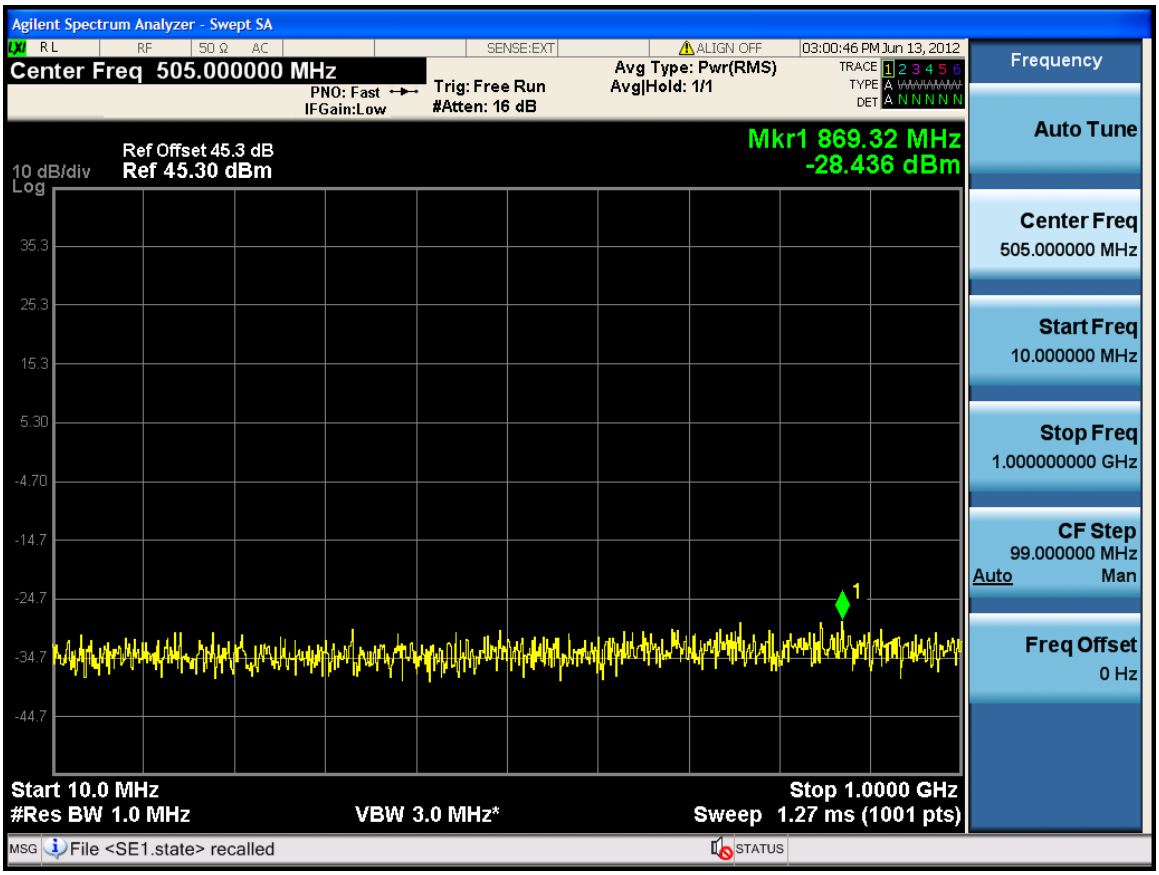
Agilent Spectrum Analyzer - Swept SA
Center Freq 505.000000 MHz
PNO: Fast
IFGain:Low
Trig: Free Run
#Atten: 16 dB
Avg Type: Pwr(RMS)
Avg|Hold: 1/1
03:00:46 PM Jun 13, 2012
Ref Offset 45.3 dB
10 dB/div
Ref 45.30 dBm
Log
Mkr1 869.32 MHz
-28.436 dBm
Start 10.0 MHz
#Res BW 1.0 MHz
VBW 3.0 MHz*
Stop 1.0000 GHz
Sweep 1.27 ms (1001 pts)
File <SE1.state> recalled
Frequency
Auto Tune
Center Freq
505.000000 MHz
Start Freq
10.000000 MHz
Stop Freq
1.000000000 GHz
CF Step
99.000000 MHz
Auto
Man
Freq Offset
0 Hz

20M-Port 2 -2132.5MHz

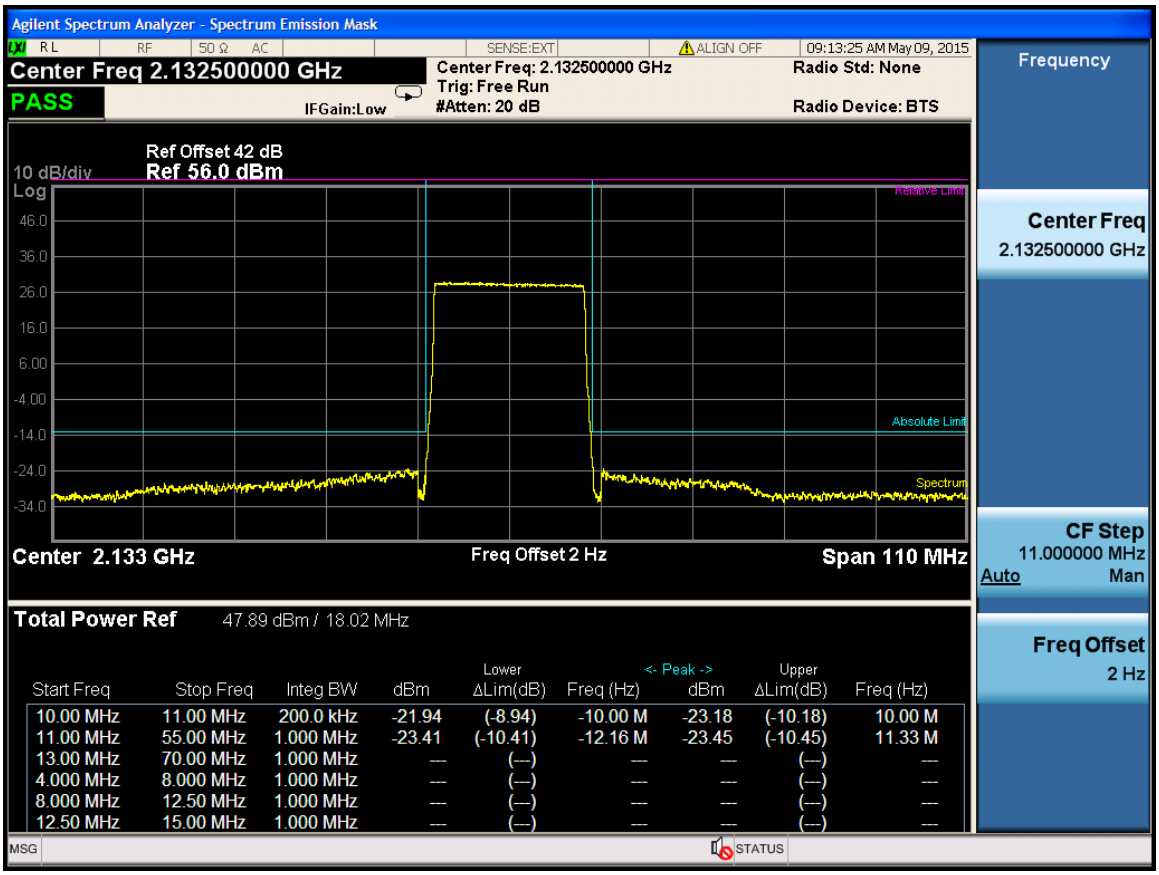

Start Freq	Stop Freq	Integ BW	dBm	Lower ΔLim(dB)	Freq (Hz)	<- Peak -> dBm	Upper ΔLim(dB)	Freq (Hz)
10.00 MHz	11.00 MHz	200.0 kHz	-21.94	(-8.94)	-10.00 M	-23.18	(-10.18)	10.00 M
11.00 MHz	55.00 MHz	1.000 MHz	-23.41	(-10.41)	-12.16 M	-23.45	(-10.45)	11.33 M
13.00 MHz	70.00 MHz	1.000 MHz	---	(---)	---	---	(---)	---
4.000 MHz	8.000 MHz	1.000 MHz	---	(---)	---	---	(---)	---
8.000 MHz	12.50 MHz	1.000 MHz	---	(---)	---	---	(---)	---
12.50 MHz	15.00 MHz	1.000 MHz	---	(---)	---	---	(---)	---