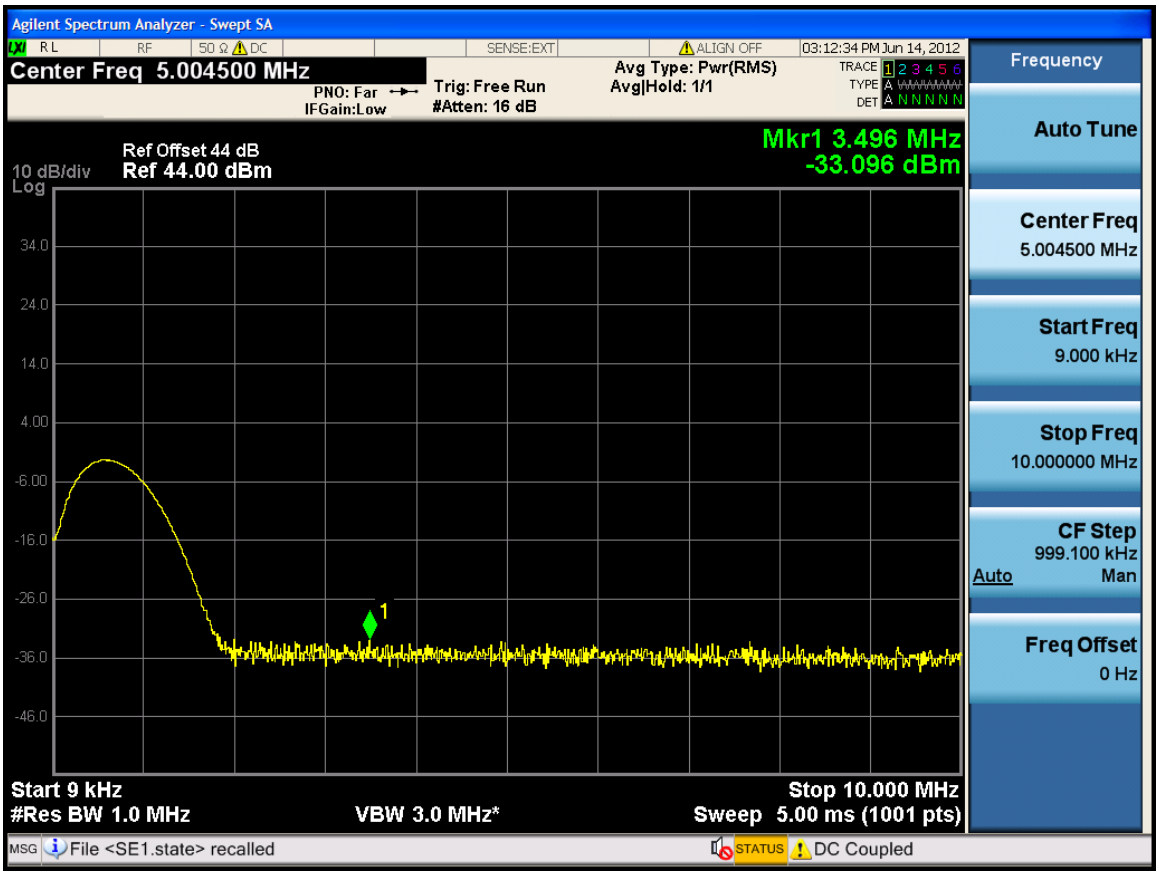
Agilent Spectrum Analyzer - Swept SA
RL
RF
50 Ω DC
SENSE:EXT
ALIGN OFF
03:12:34 PM Jun 14, 2012
Center Freq 5.004500 MHz
PNO: Far
IFGain:Low
Trig: Free Run
#Atten: 16 dB
Avg Type: Pwr(RMS)
Avg|Hold: 1/1
TRACE 1 2 3 4 5 6
TYPE A
DET A N N N N N
Frequency
Auto Tune
Center Freq
5.004500 MHz
Start Freq
9.000 kHz
Stop Freq
10.000000 MHz
CF Step
999.100 kHz
Auto
Man
Freq Offset
0 Hz
Ref Offset 44 dB
10 dB/div
Ref 44.00 dBm
Log
Mkr1 3.496 MHz
-33.096 dBm
34.0
24.0
14.0
4.00
-6.00
-16.0
-26.0
-36.0
-46.0
1
Start 9 kHz
#Res BW 1.0 MHz
VBW 3.0 MHz*
Stop 10.000 MHz
Sweep 5.00 ms (1001 pts)
MSG
File <SE1.state> recalled
STATUS
DC Coupled

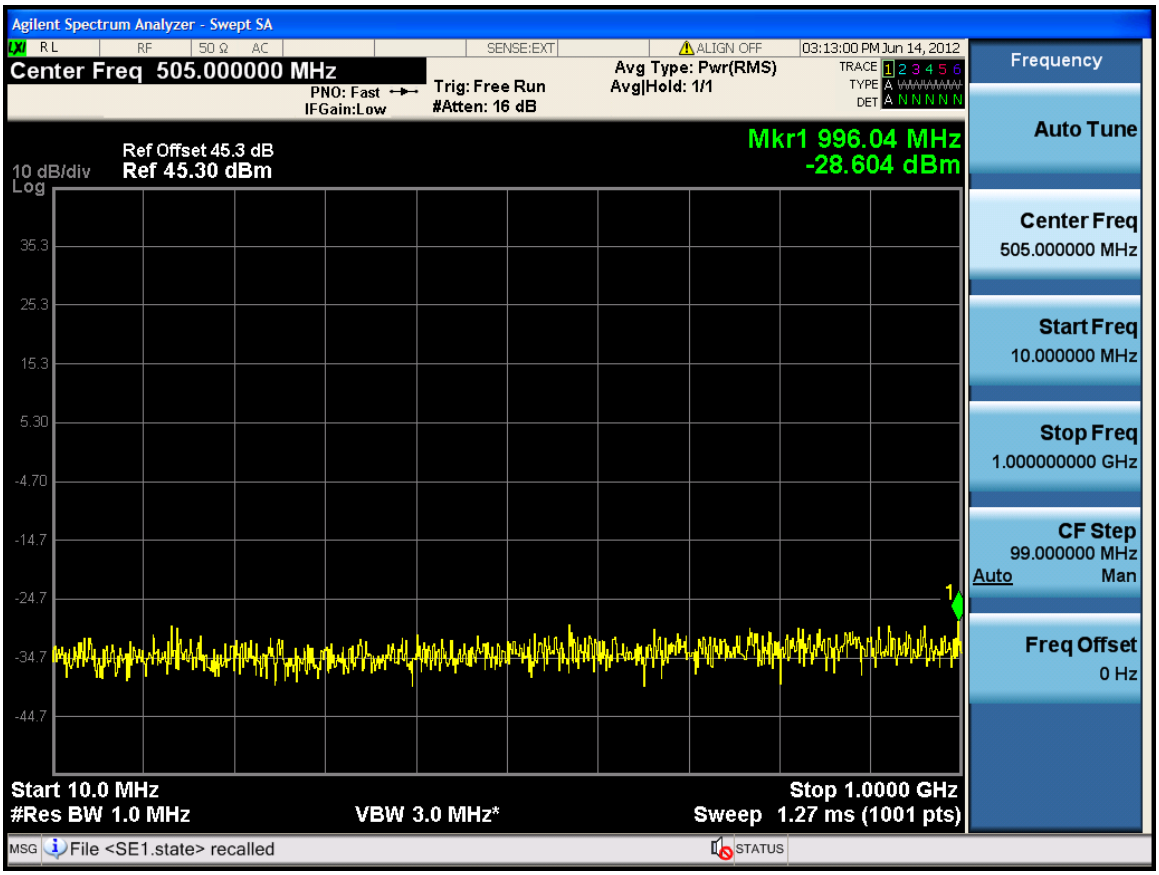
Agilent Spectrum Analyzer - Swept SA
Center Freq 505.000000 MHz
PNO: Fast
IFGain:Low
Trig: Free Run
#Atten: 16 dB
Avg Type: Pwr(RMS)
Avg|Hold: 1/1
03:13:00 PM Jun 14, 2012
Ref Offset 45.3 dB
10 dB/div
Ref 45.30 dBm
Log
Mkr1 996.04 MHz
-28.604 dBm
Start 10.0 MHz
#Res BW 1.0 MHz
VBW 3.0 MHz*
Stop 1.0000 GHz
Sweep 1.27 ms (1001 pts)
File <SE1.state> recalled
Frequency
Auto Tune
Center Freq
505.000000 MHz
Start Freq
10.000000 MHz
Stop Freq
1.000000000 GHz
CF Step
99.000000 MHz
Auto
Man
Freq Offset
0 Hz

Channel Bandwidth :5M

5M-Port 1 -2112.5MHz

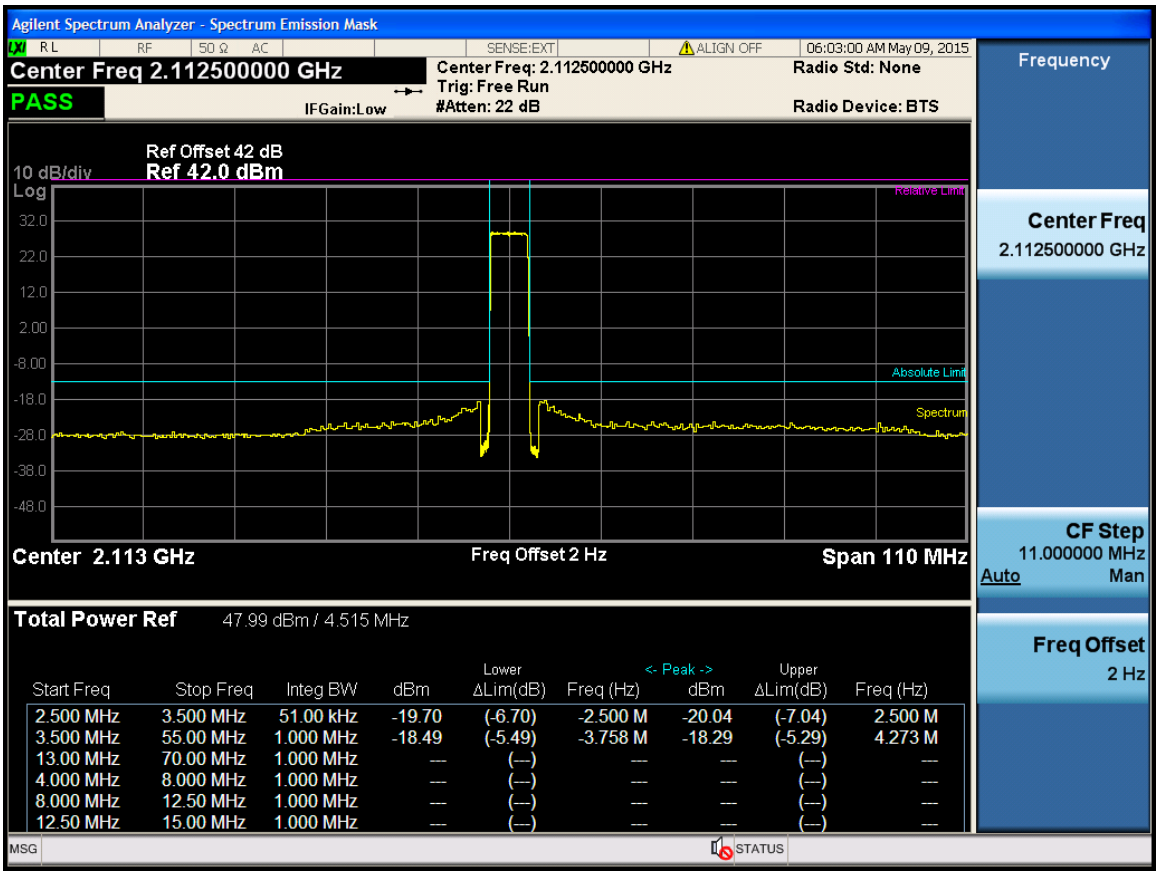

Start Freq	Stop Freq	Integ BW	dBm	Lower ΔLim(dB)	Freq (Hz)	<- Peak -> dBm	Upper ΔLim(dB)	Freq (Hz)
2.500 MHz	3.500 MHz	51.00 kHz	-19.70	(-6.70)	-2.500 M	-20.04	(-7.04)	2.500 M
3.500 MHz	55.00 MHz	1.000 MHz	-18.49	(-5.49)	-3.758 M	-18.29	(-5.29)	4.273 M
13.00 MHz	70.00 MHz	1.000 MHz	---	(---)	---	---	(---)	---
4.000 MHz	8.000 MHz	1.000 MHz	---	(---)	---	---	(---)	---
8.000 MHz	12.50 MHz	1.000 MHz	---	(---)	---	---	(---)	---
12.50 MHz	15.00 MHz	1.000 MHz	---	(---)	---	---	(---)	---

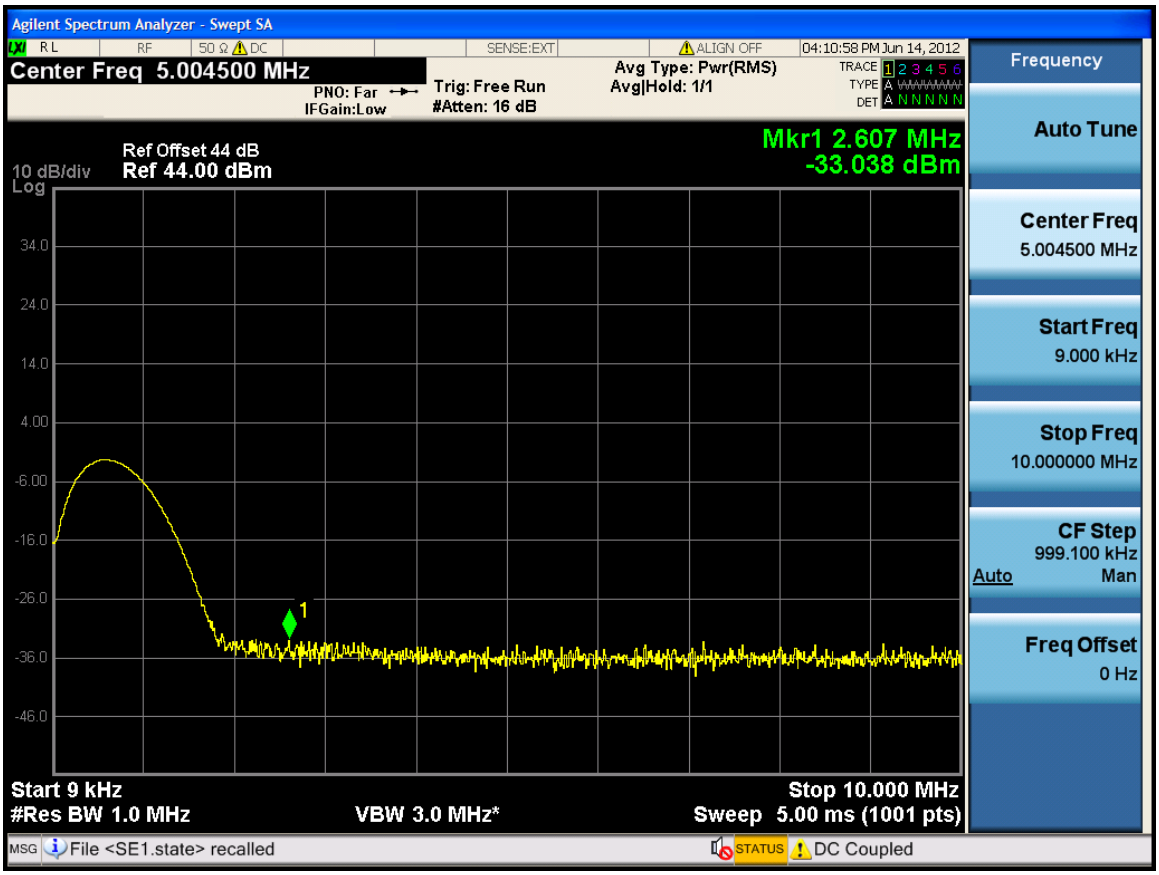
Agilent Spectrum Analyzer - Swept SA
Center Freq 5.004500 MHz
PNO: Far
IFGain:Low
Trig: Free Run
#Atten: 16 dB
Avg Type: Pwr(RMS)
Avg|Hold: 1/1
04:10:58 PM Jun 14, 2012
Ref Offset 44 dB
10 dB/div
Ref 44.00 dBm
Log
Mkr1 2.607 MHz
-33.038 dBm
34.0
24.0
14.0
4.00
-6.00
-16.0
-26.0
-36.0
-46.0
Start 9 kHz
#Res BW 1.0 MHz
VBW 3.0 MHz*
Stop 10.000 MHz
Sweep 5.00 ms (1001 pts)
Frequency
Auto Tune
Center Freq
5.004500 MHz
Start Freq
9.000 kHz
Stop Freq
10.000000 MHz
CF Step
999.100 kHz
Auto
Man
Freq Offset
0 Hz
File <SE1.state> recalled
DC Coupled

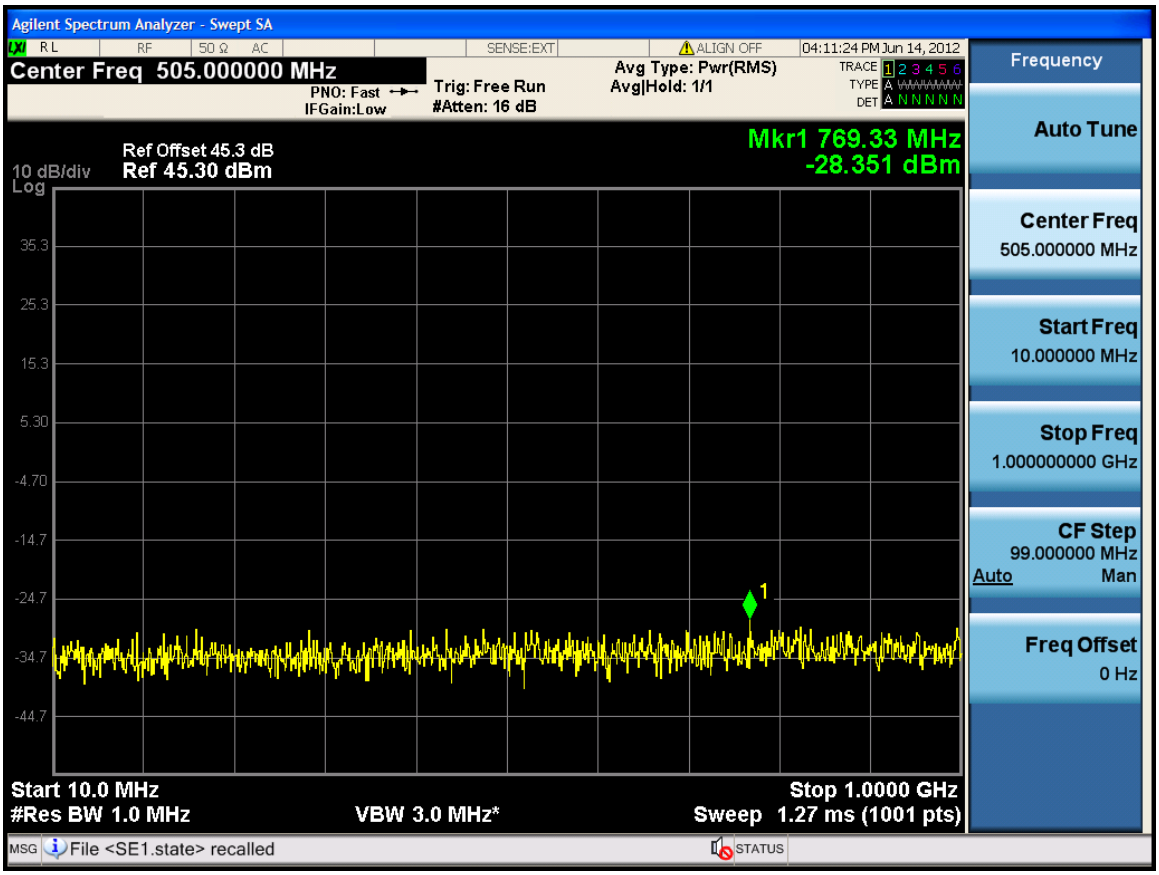
Agilent Spectrum Analyzer - Swept SA
Center Freq 505.000000 MHz
PNO: Fast
IFGain:Low
Trig: Free Run
#Atten: 16 dB
Avg Type: Pwr(RMS)
Avg|Hold: 1/1
04:11:24 PM Jun 14, 2012
Ref Offset 45.3 dB
10 dB/div
Ref 45.30 dBm
Log
Mkr1 769.33 MHz
-28.351 dBm
35.3
25.3
15.3
5.30
-4.70
-14.7
-24.7
-34.7
-44.7
Start 10.0 MHz
#Res BW 1.0 MHz
VBW 3.0 MHz*
Stop 1.0000 GHz
Sweep 1.27 ms (1001 pts)
File <SE1.state> recalled
Frequency
Auto Tune
Center Freq
505.000000 MHz
Start Freq
10.000000 MHz
Stop Freq
1.000000000 GHz
CF Step
99.000000 MHz
Auto
Man
Freq Offset
0 Hz

5M-Port 1 -2132.5MHz

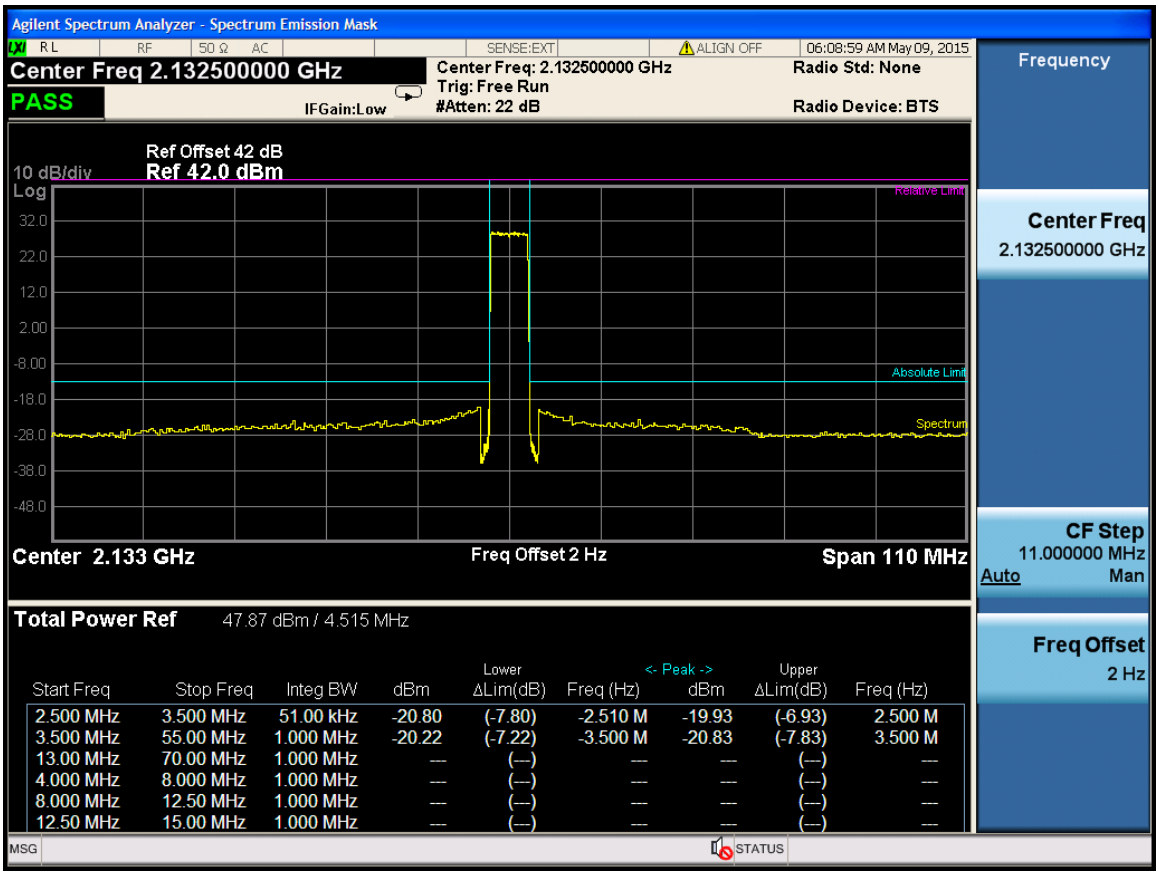

Start Freq	Stop Freq	Integ BW	dBm	Lower ΔLim(dB)	Freq (Hz)	<- Peak -> dBm	Upper ΔLim(dB)	Freq (Hz)
2.500 MHz	3.500 MHz	51.00 kHz	-20.80	(-7.80)	-2.510 M	-19.93	(-6.93)	2.500 M
3.500 MHz	55.00 MHz	1.000 MHz	-20.22	(-7.22)	-3.500 M	-20.83	(-7.83)	3.500 M
13.00 MHz	70.00 MHz	1.000 MHz	---	(---)	---	---	(---)	---
4.000 MHz	8.000 MHz	1.000 MHz	---	(---)	---	---	(---)	---
8.000 MHz	12.50 MHz	1.000 MHz	---	(---)	---	---	(---)	---
12.50 MHz	15.00 MHz	1.000 MHz	---	(---)	---	---	(---)	---

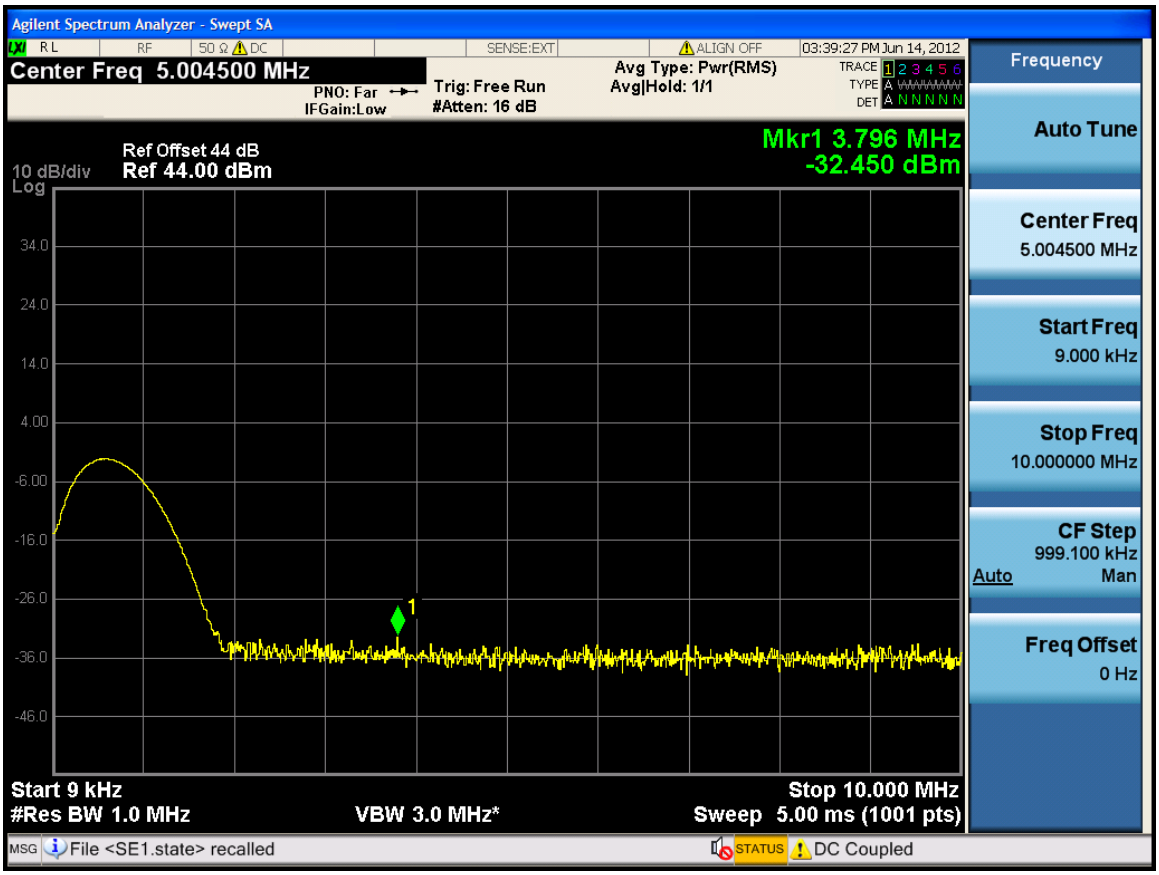
Agilent Spectrum Analyzer - Swept SA
Center Freq 5.004500 MHz
PNO: Far
IFGain:Low
Trig: Free Run
#Atten: 16 dB
Avg Type: Pwr(RMS)
Avg|Hold: 1/1
03:39:27 PM Jun 14, 2012
Ref Offset 44 dB
10 dB/div
Ref 44.00 dBm
Log
Mkr1 3.796 MHz
-32.450 dBm
Start 9 kHz
#Res BW 1.0 MHz
VBW 3.0 MHz*
Stop 10.000 MHz
Sweep 5.00 ms (1001 pts)
File <SE1.state> recalled
DC Coupled
Frequency
Auto Tune
Center Freq
5.004500 MHz
Start Freq
9.000 kHz
Stop Freq
10.000000 MHz
CF Step
999.100 kHz
Auto
Man
Freq Offset
0 Hz

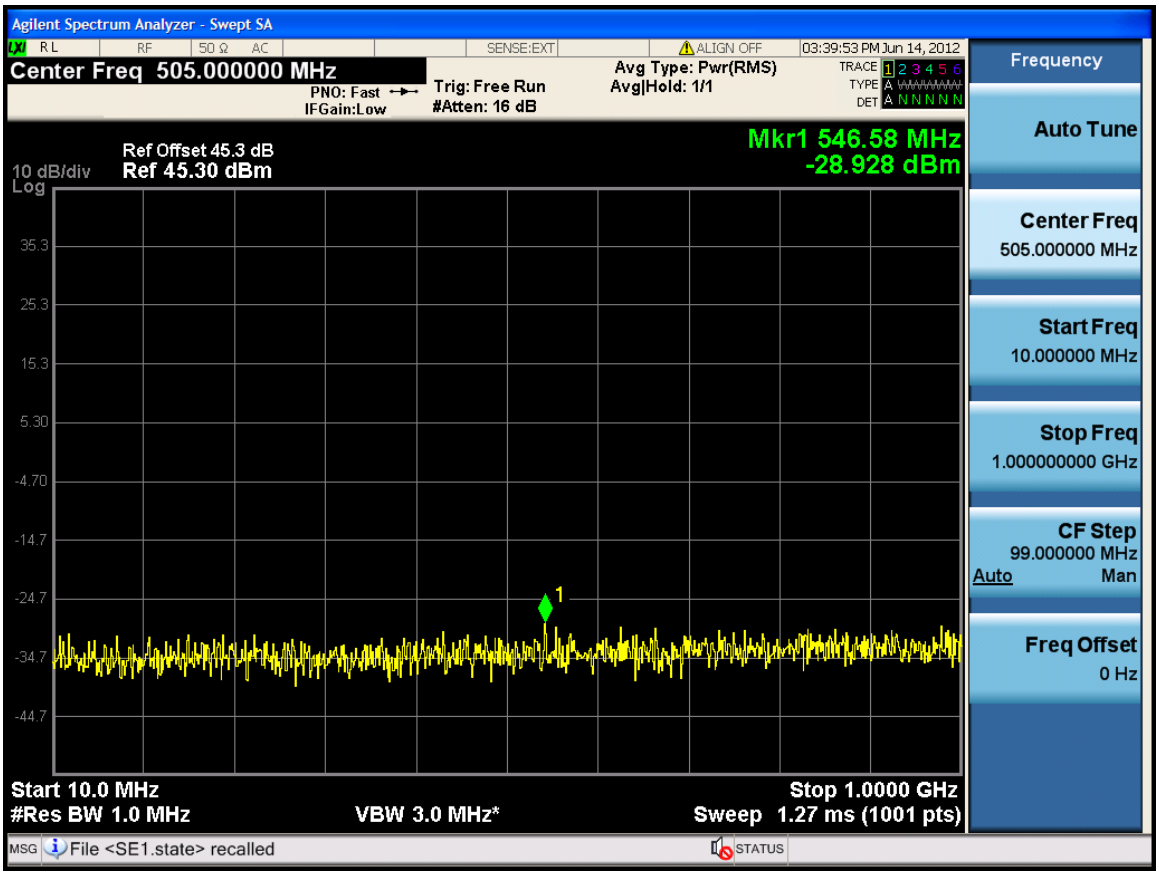
Agilent Spectrum Analyzer - Swept SA
RL
RF
50 Ω AC
SENSE:EXT
ALIGN OFF
03:39:53 PM Jun 14, 2012
Center Freq 505.000000 MHz
PNO: Fast
IFGain:Low
Trig: Free Run
#Atten: 16 dB
Avg Type: Pwr(RMS)
Avg|Hold: 1/1
TRACE 1 2 3 4 5 6
TYPE A
DET A N N N N N
Frequency
Auto Tune
Center Freq
505.000000 MHz
Start Freq
10.000000 MHz
Stop Freq
1.000000000 GHz
CF Step
99.000000 MHz
Auto
Man
Freq Offset
0 Hz
Mkr1 546.58 MHz
-28.928 dBm
Ref Offset 45.3 dB
10 dB/div
Ref 45.30 dBm
Log
35.3
25.3
15.3
5.30
-4.70
-14.7
-24.7
-34.7
-44.7
1
Start 10.0 MHz
#Res BW 1.0 MHz
VBW 3.0 MHz*
Stop 1.0000 GHz
Sweep 1.27 ms (1001 pts)
MSG
File <SE1.state> recalled
STATUS

5M-Port 1 -2152.5MHz

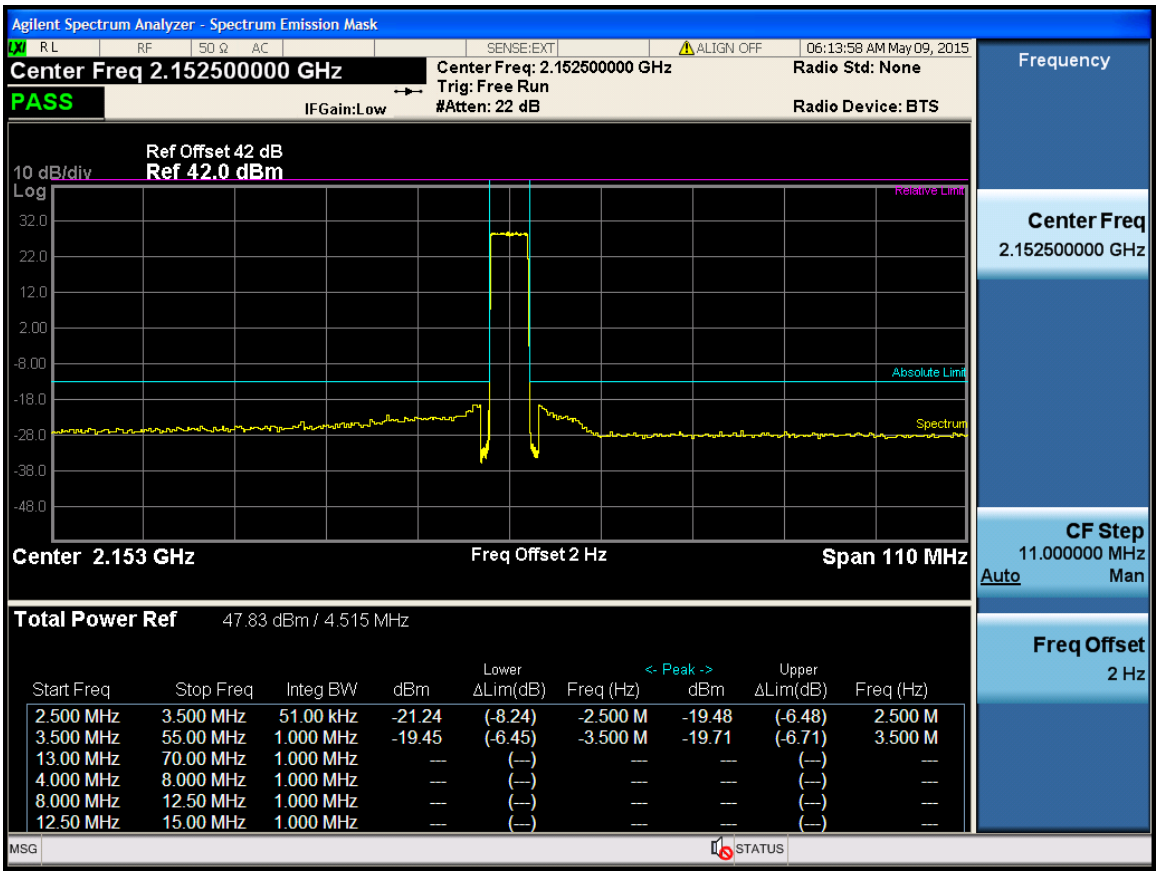

Start Freq	Stop Freq	Integ BW	dBm	Lower ΔLim(dB)	Freq (Hz)	<- Peak -> dBm	Upper ΔLim(dB)	Freq (Hz)
2.500 MHz	3.500 MHz	51.00 kHz	-21.24	(-8.24)	-2.500 M	-19.48	(-6.48)	2.500 M
3.500 MHz	55.00 MHz	1.000 MHz	-19.45	(-6.45)	-3.500 M	-19.71	(-6.71)	3.500 M
13.00 MHz	70.00 MHz	1.000 MHz	---	(---)	---	---	(---)	---
4.000 MHz	8.000 MHz	1.000 MHz	---	(---)	---	---	(---)	---
8.000 MHz	12.50 MHz	1.000 MHz	---	(---)	---	---	(---)	---
12.50 MHz	15.00 MHz	1.000 MHz	---	(---)	---	---	(---)	---

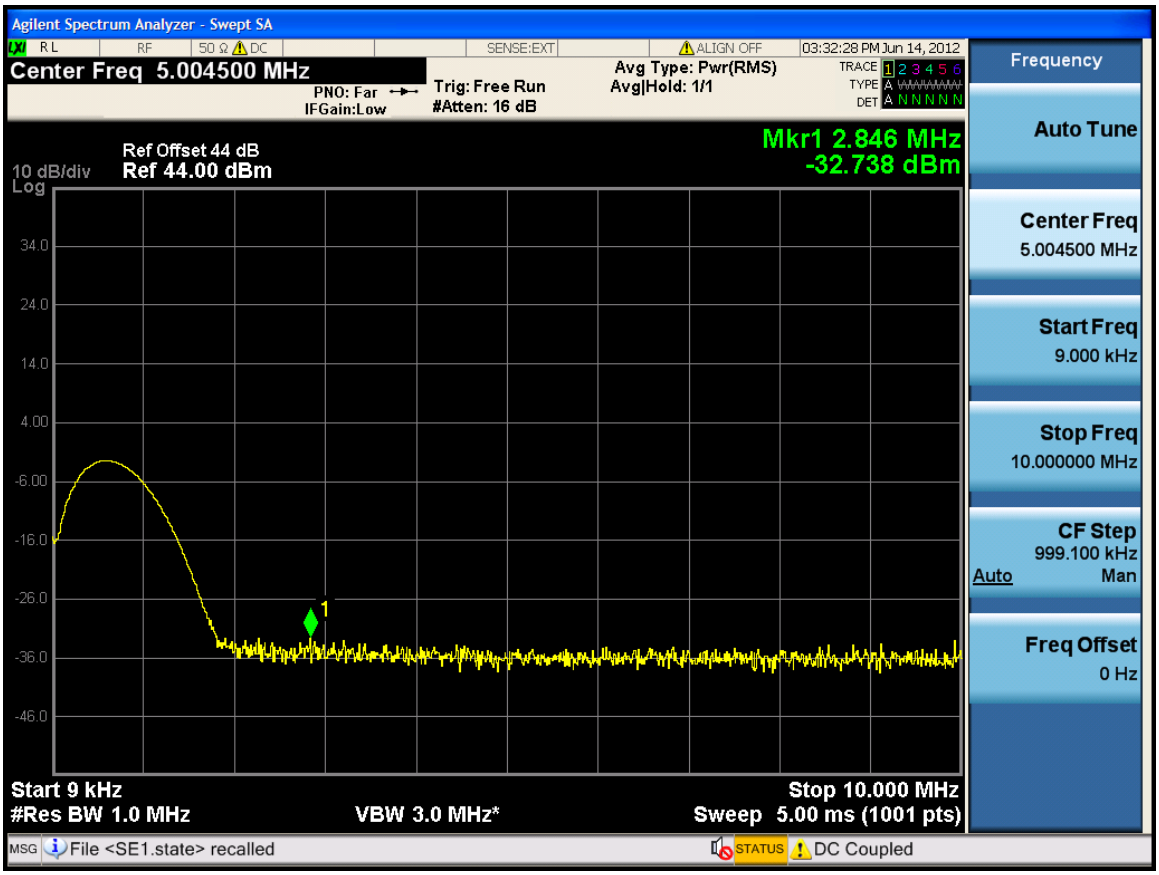
Agilent Spectrum Analyzer - Swept SA
Center Freq 5.004500 MHz
PNO: Far
IFGain:Low
Trig: Free Run
#Atten: 16 dB
Avg Type: Pwr(RMS)
Avg|Hold: 1/1
03:32:28 PM Jun 14, 2012
Ref Offset 44 dB
10 dB/div
Ref 44.00 dBm
Log
Mkr1 2.846 MHz
-32.738 dBm
Start 9 kHz
#Res BW 1.0 MHz
VBW 3.0 MHz*
Stop 10.000 MHz
Sweep 5.00 ms (1001 pts)
File <SE1.state> recalled
DC Coupled
Frequency
Auto Tune
Center Freq
5.004500 MHz
Start Freq
9.000 kHz
Stop Freq
10.000000 MHz
CF Step
999.100 kHz
Auto
Man
Freq Offset
0 Hz

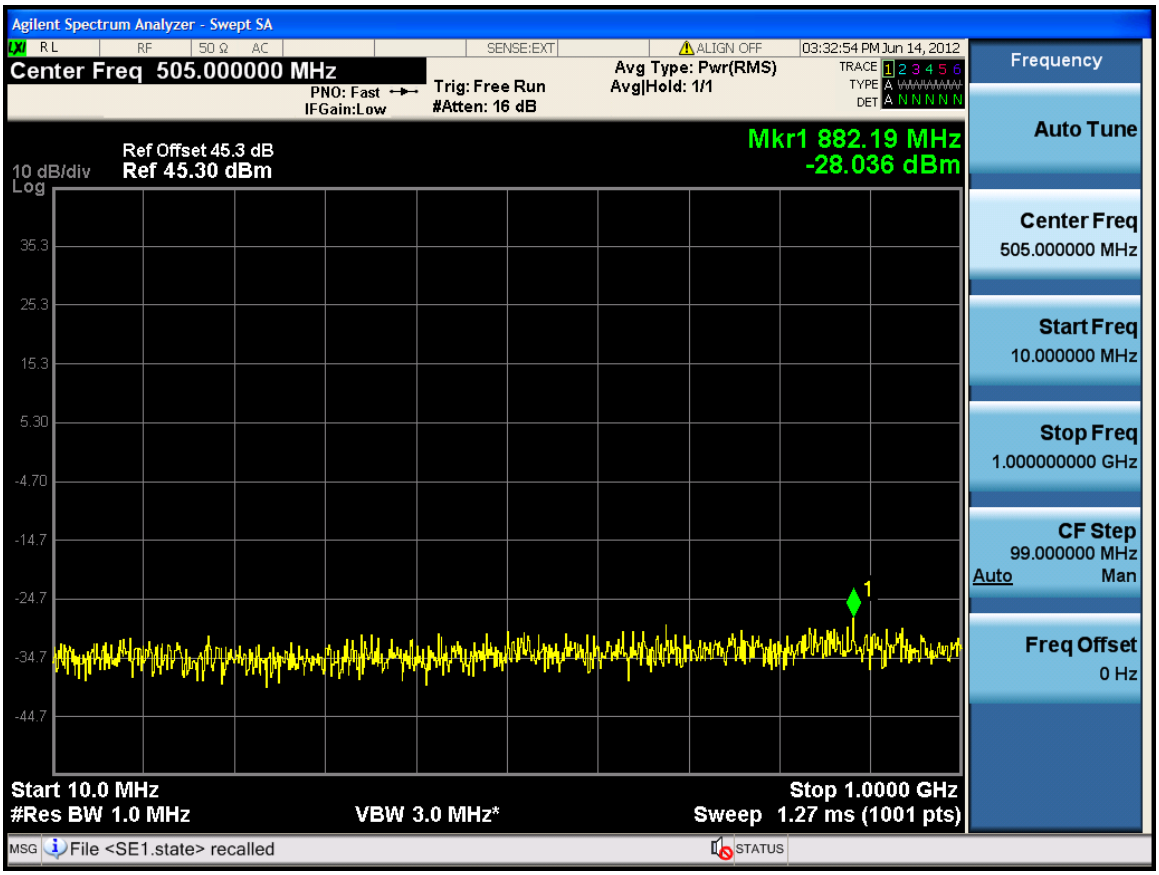
Agilent Spectrum Analyzer - Swept SA
Center Freq 505.000000 MHz
PNO: Fast
IFGain:Low
Trig: Free Run
#Atten: 16 dB
Avg Type: Pwr(RMS)
Avg|Hold: 1/1
03:32:54 PM Jun 14, 2012
Ref Offset 45.3 dB
10 dB/div
Ref 45.30 dBm
Log
Mkr1 882.19 MHz
-28.036 dBm
35.3
25.3
15.3
5.30
-4.70
-14.7
-24.7
-34.7
-44.7
Start 10.0 MHz
#Res BW 1.0 MHz
VBW 3.0 MHz*
Stop 1.0000 GHz
Sweep 1.27 ms (1001 pts)
Frequency
Auto Tune
Center Freq
505.000000 MHz
Start Freq
10.000000 MHz
Stop Freq
1.000000000 GHz
CF Step
99.000000 MHz
Auto
Man
Freq Offset
0 Hz
File <SE1.state> recalled

5M-Port 2 -2112.5MHz

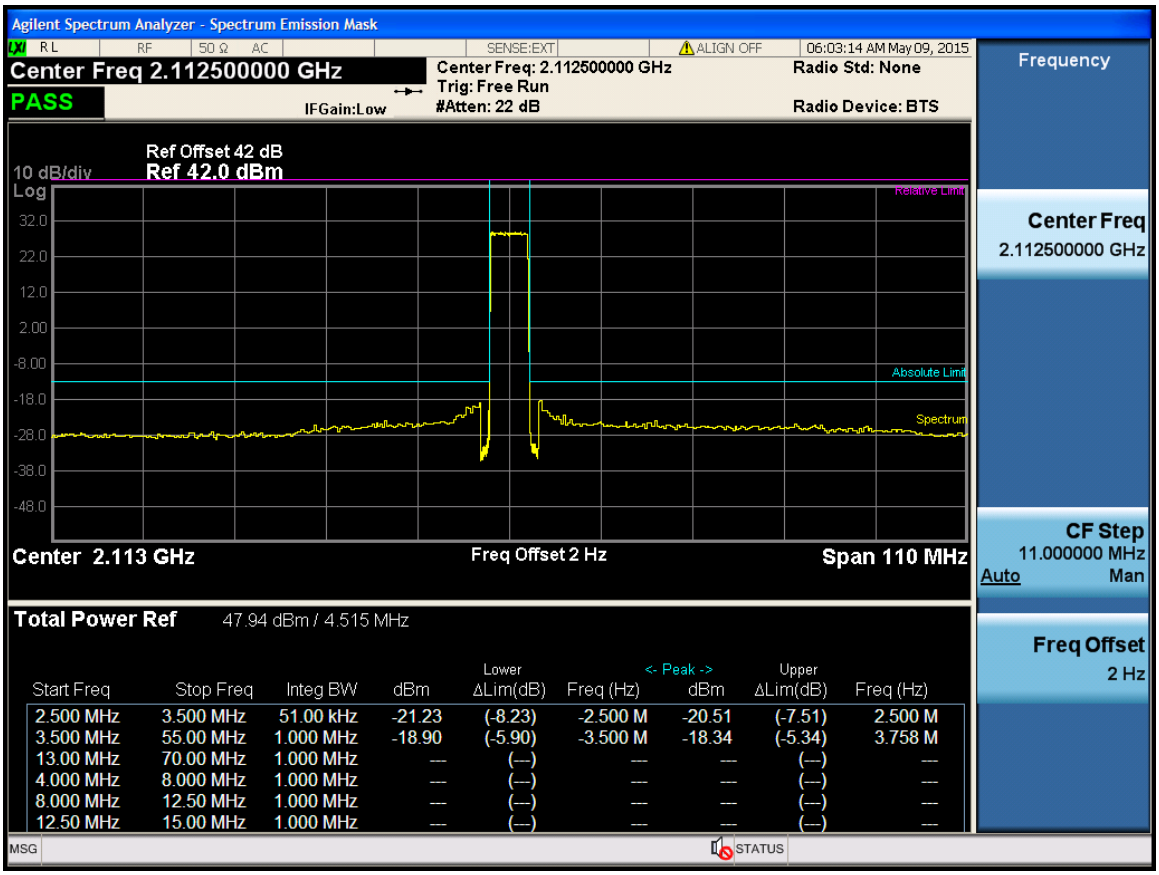
Agilent Spectrum Analyzer - Spectrum Emission Mask
RL
RF
50 Ω AC
SENSE:EXT
ALIGN OFF
06:03:14 AM May 09, 2015
Center Freq 2.112500000 GHz
PASS
IFGain:Low
Center Freq: 2.112500000 GHz
Trig: Free Run
#Atten: 22 dB
Radio Std: None
Radio Device: BTS
Frequency
Ref Offset 42 dB
10 dB/div
Ref 42.0 dBm
Log
32.0
22.0
12.0
2.00
-8.00
-18.0
-28.0
-38.0
-48.0
Relative Limit
Absolute Limit
Spectrum
Center 2.113 GHz
Freq Offset 2 Hz
Span 110 MHz
Center Freq
2.112500000 GHz
CF Step
11.000000 MHz
Auto
Man
Freq Offset
2 Hz
Total Power Ref
47.94 dBm / 4.515 MHz
Start Freq
Stop Freq
Integ BW
dBm
Lower
ΔLim(dB)
Freq (Hz)
<- Peak ->
dBm
Upper
ΔLim(dB)
Freq (Hz)
2.500 MHz 3.500 MHz 51.00 kHz -21.23 (-8.23) -2.500 M -20.51 (-7.51) 2.500 M
3.500 MHz 55.00 MHz 1.000 MHz -18.90 (-5.90) -3.500 M -18.34 (-5.34) 3.758 M
13.00 MHz 70.00 MHz 1.000 MHz --- (---) --- --- (---) ---
4.000 MHz 8.000 MHz 1.000 MHz --- (---) --- --- (---) ---
8.000 MHz 12.50 MHz 1.000 MHz --- (---) --- --- (---) ---
12.50 MHz 15.00 MHz 1.000 MHz --- (---) --- --- (---) ---
MSG
STATUS

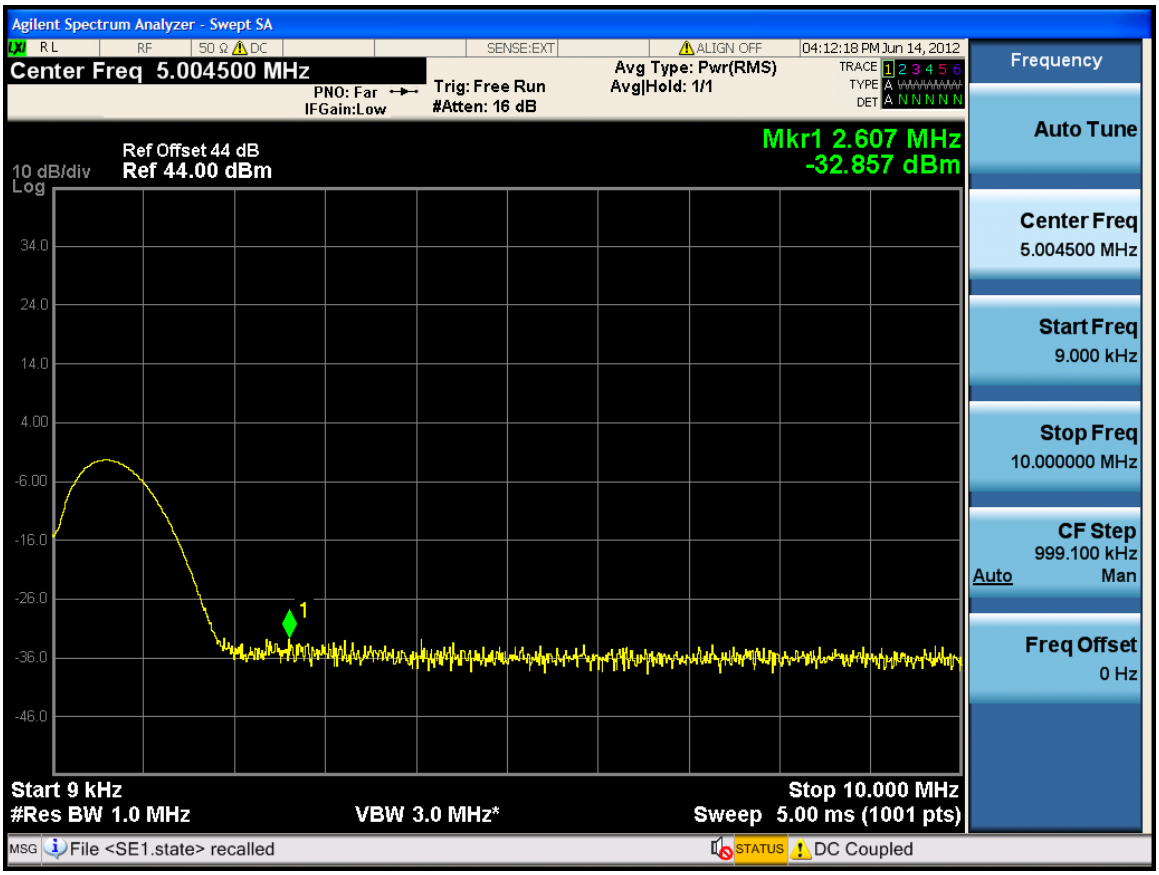
Agilent Spectrum Analyzer - Swept SA
Center Freq 5.004500 MHz
PNO: Far
IFGain:Low
Trig: Free Run
#Atten: 16 dB
Avg Type: Pwr(RMS)
Avg|Hold: 1/1
04:12:18 PM Jun 14, 2012
Ref Offset 44 dB
10 dB/div
Ref 44.00 dBm
Log
Mkr1 2.607 MHz
-32.857 dBm
Start 9 kHz
#Res BW 1.0 MHz
VBW 3.0 MHz*
Stop 10.000 MHz
Sweep 5.00 ms (1001 pts)
File <SE1.state> recalled
DC Coupled
Frequency
Auto Tune
Center Freq
5.004500 MHz
Start Freq
9.000 kHz
Stop Freq
10.000000 MHz
CF Step
999.100 kHz
Auto
Man
Freq Offset
0 Hz

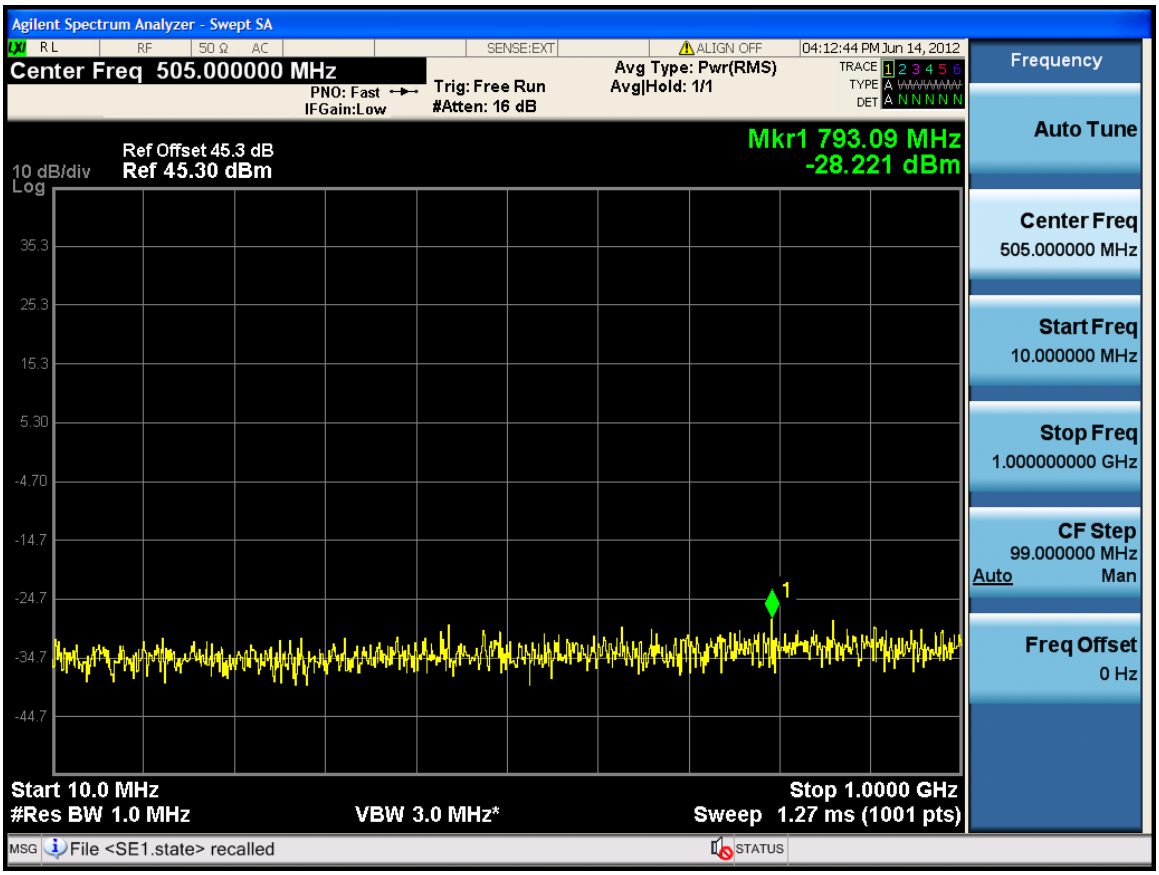
Agilent Spectrum Analyzer - Swept SA
Center Freq 505.000000 MHz
PNO: Fast
IFGain:Low
Trig: Free Run
#Atten: 16 dB
Avg Type: Pwr(RMS)
Avg|Hold: 1/1
04:12:44 PM Jun 14, 2012
Ref Offset 45.3 dB
10 dB/div
Ref 45.30 dBm
Log
Mkr1 793.09 MHz
-28.221 dBm
35.3
25.3
15.3
5.30
-4.70
-14.7
-24.7
-34.7
-44.7
Start 10.0 MHz
#Res BW 1.0 MHz
VBW 3.0 MHz*
Stop 1.0000 GHz
Sweep 1.27 ms (1001 pts)
Frequency
Auto Tune
Center Freq
505.000000 MHz
Start Freq
10.000000 MHz
Stop Freq
1.000000000 GHz
CF Step
99.000000 MHz
Auto
Man
Freq Offset
0 Hz
File <SE1.state> recalled

5M-Port 2 -2132.5MHz

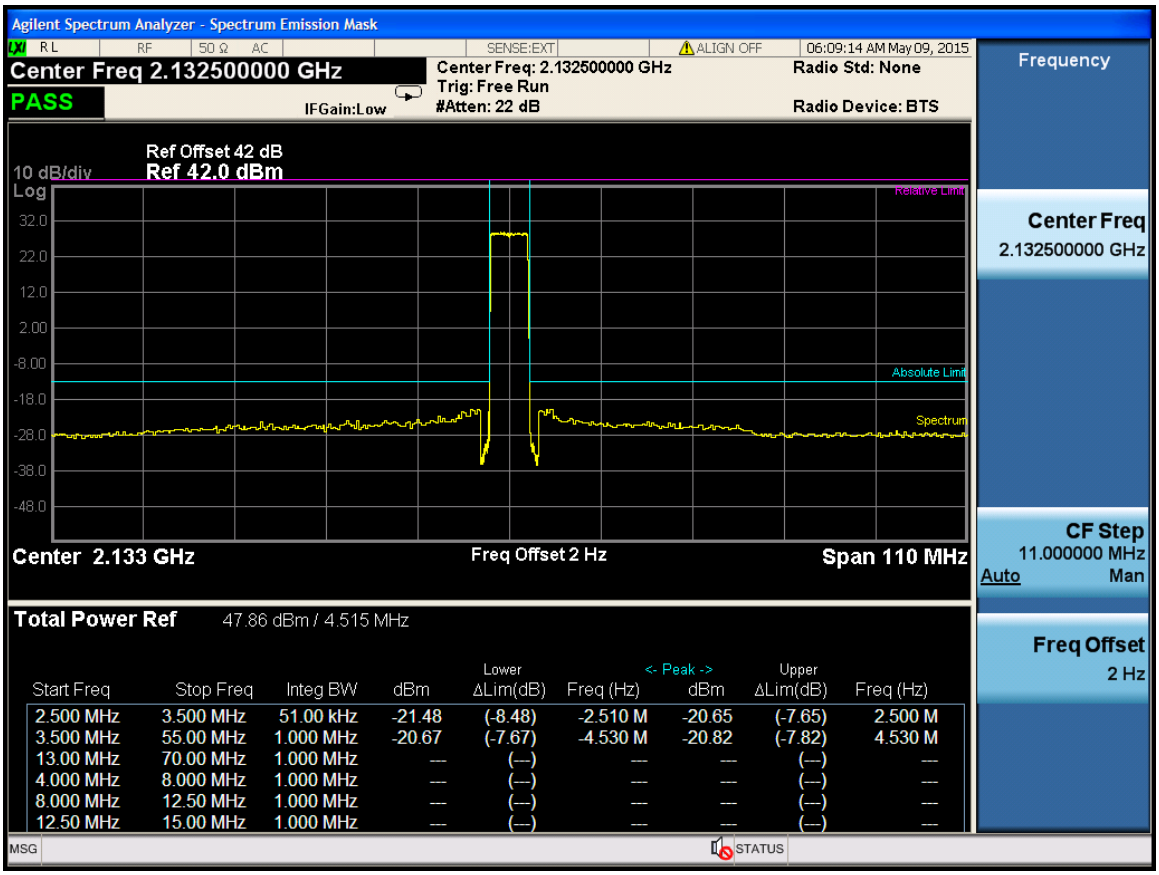

Start Freq	Stop Freq	Integ BW	dBm	Lower ΔLim(dB)	Freq (Hz)	<- Peak -> dBm	Upper ΔLim(dB)	Freq (Hz)
2.500 MHz	3.500 MHz	51.00 kHz	-21.48	(-8.48)	-2.510 M	-20.65	(-7.65)	2.500 M
3.500 MHz	55.00 MHz	1.000 MHz	-20.67	(-7.67)	-4.530 M	-20.82	(-7.82)	4.530 M
13.00 MHz	70.00 MHz	1.000 MHz	---	(---)	---	---	(---)	---
4.000 MHz	8.000 MHz	1.000 MHz	---	(---)	---	---	(---)	---
8.000 MHz	12.50 MHz	1.000 MHz	---	(---)	---	---	(---)	---
12.50 MHz	15.00 MHz	1.000 MHz	---	(---)	---	---	(---)	---

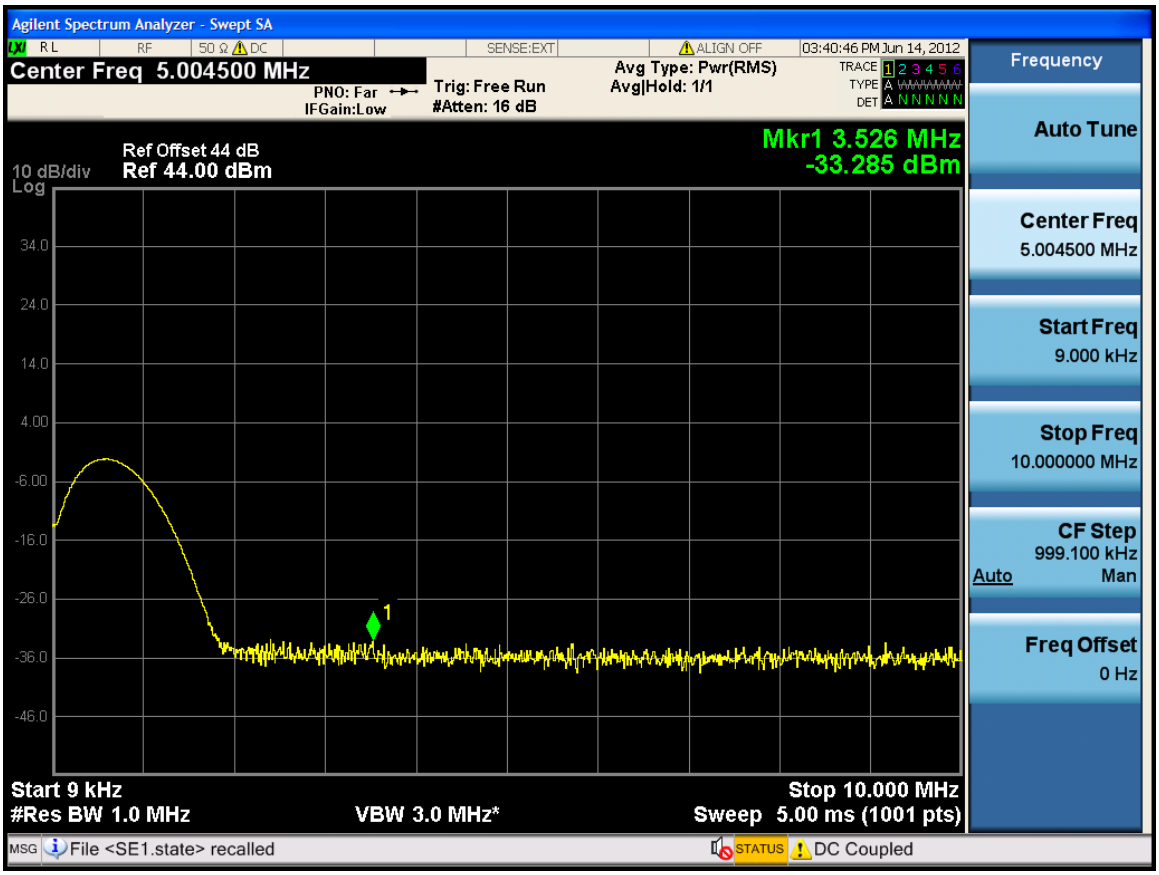
Agilent Spectrum Analyzer - Swept SA
Center Freq 5.004500 MHz
PNO: Far
IFGain:Low
Trig: Free Run
#Atten: 16 dB
Avg Type: Pwr(RMS)
Avg|Hold: 1/1
03:40:46 PM Jun 14, 2012
Ref Offset 44 dB
10 dB/div
Ref 44.00 dBm
Log
Mkr1 3.526 MHz
-33.285 dBm
Start 9 kHz
#Res BW 1.0 MHz
VBW 3.0 MHz*
Stop 10.000 MHz
Sweep 5.00 ms (1001 pts)
File <SE1.state> recalled
DC Coupled
Frequency
Auto Tune
Center Freq
5.004500 MHz
Start Freq
9.000 kHz
Stop Freq
10.000000 MHz
CF Step
999.100 kHz
Auto
Man
Freq Offset
0 Hz

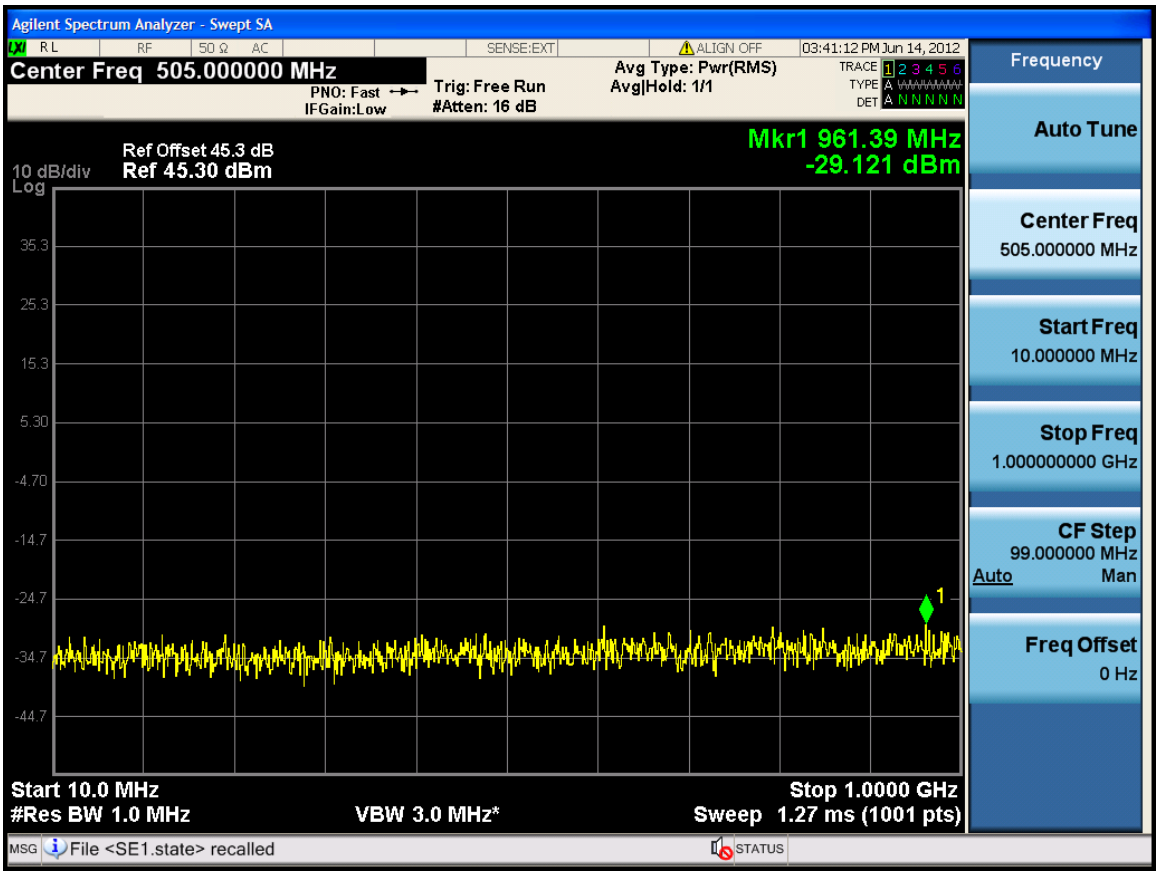
Agilent Spectrum Analyzer - Swept SA
RL
RF
50 Ω AC
SENSE:EXT
ALIGN OFF
03:41:12 PM Jun 14, 2012
Center Freq 505.000000 MHz
PNO: Fast
IFGain:Low
Trig: Free Run
#Atten: 16 dB
Avg Type: Pwr(RMS)
Avg|Hold: 1/1
TRACE 1 2 3 4 5 6
TYPE A
DET A N N N N N
Frequency
Auto Tune
Center Freq
505.000000 MHz
Start Freq
10.000000 MHz
Stop Freq
1.000000000 GHz
CF Step
99.000000 MHz
Auto
Man
Freq Offset
0 Hz
Mkr1 961.39 MHz
-29.121 dBm
Ref Offset 45.3 dB
10 dB/div
Ref 45.30 dBm
Log
35.3
25.3
15.3
5.30
-4.70
-14.7
-24.7
-34.7
-44.7
1
Start 10.0 MHz
#Res BW 1.0 MHz
VBW 3.0 MHz*
Stop 1.0000 GHz
Sweep 1.27 ms (1001 pts)
MSG
File <SE1.state> recalled
STATUS

5M-Port 2 -2152.5MHz

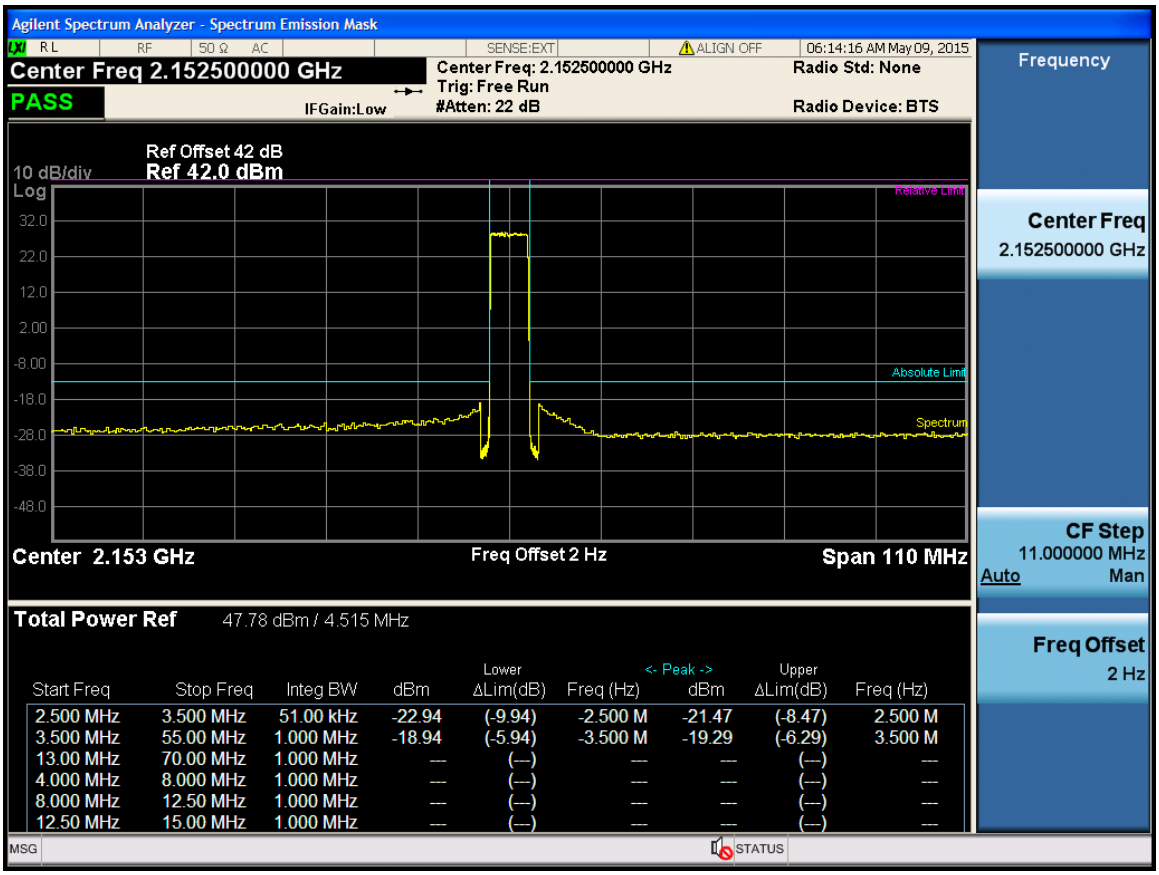
Agilent Spectrum Analyzer - Spectrum Emission Mask
RL
RF
50 Ω AC
SENSE:EXT
ALIGN OFF
06:14:16 AM May 09, 2015
Center Freq 2.152500000 GHz
PASS
IFGain:Low
Center Freq: 2.152500000 GHz
Trig: Free Run
#Atten: 22 dB
Radio Std: None
Radio Device: BTS
Frequency
Ref Offset 42 dB
10 dB/div
Ref 42.0 dBm
Log
32.0
22.0
12.0
2.00
-8.00
-18.0
-28.0
-38.0
-48.0
Relative Limit
Absolute Limit
Spectrum
Center 2.153 GHz
Freq Offset 2 Hz
Span 110 MHz
Center Freq
2.152500000 GHz
CF Step
11.000000 MHz
Auto
Man
Total Power Ref
47.78 dBm / 4.515 MHz
Freq Offset
2 Hz
Start Freq | Stop Freq | Integ BW | dBm | Lower ΔLim(dB) | Freq (Hz) | <- Peak -> dBm | Upper ΔLim(dB) | Freq (Hz)
2.500 MHz | 3.500 MHz | 51.00 kHz | -22.94 | (-9.94) | -2.500 M | -21.47 | (-8.47) | 2.500 M
3.500 MHz | 55.00 MHz | 1.000 MHz | -18.94 | (-5.94) | -3.500 M | -19.29 | (-6.29) | 3.500 M
13.00 MHz | 70.00 MHz | 1.000 MHz | --- | (---) | --- | --- | (---) | ---
4.000 MHz | 8.000 MHz | 1.000 MHz | --- | (---) | --- | --- | (---) | ---
8.000 MHz | 12.50 MHz | 1.000 MHz | --- | (---) | --- | --- | (---) | ---
12.50 MHz | 15.00 MHz | 1.000 MHz | --- | (---) | --- | --- | (---) | ---
MSG
STATUS

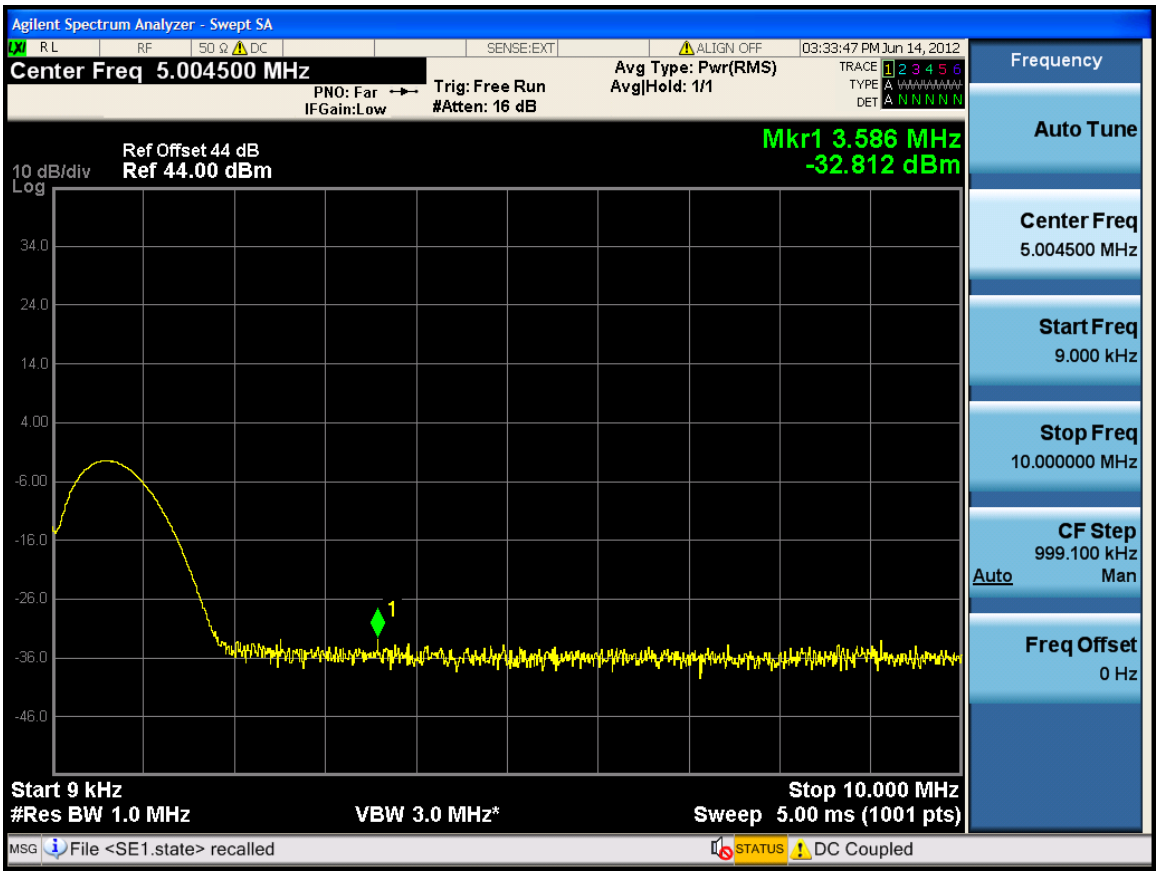
Agilent Spectrum Analyzer - Swept SA
Center Freq 5.004500 MHz
PNO: Far
IFGain:Low
Trig: Free Run
#Atten: 16 dB
Avg Type: Pwr(RMS)
Avg|Hold: 1/1
03:33:47 PM Jun 14, 2012
Ref Offset 44 dB
10 dB/div
Ref 44.00 dBm
Log
Mkr1 3.586 MHz
-32.812 dBm
Start 9 kHz
#Res BW 1.0 MHz
VBW 3.0 MHz*
Stop 10.000 MHz
Sweep 5.00 ms (1001 pts)
File <SE1.state> recalled
DC Coupled
Frequency
Auto Tune
Center Freq
5.004500 MHz
Start Freq
9.000 kHz
Stop Freq
10.000000 MHz
CF Step
999.100 kHz
Auto
Man
Freq Offset
0 Hz

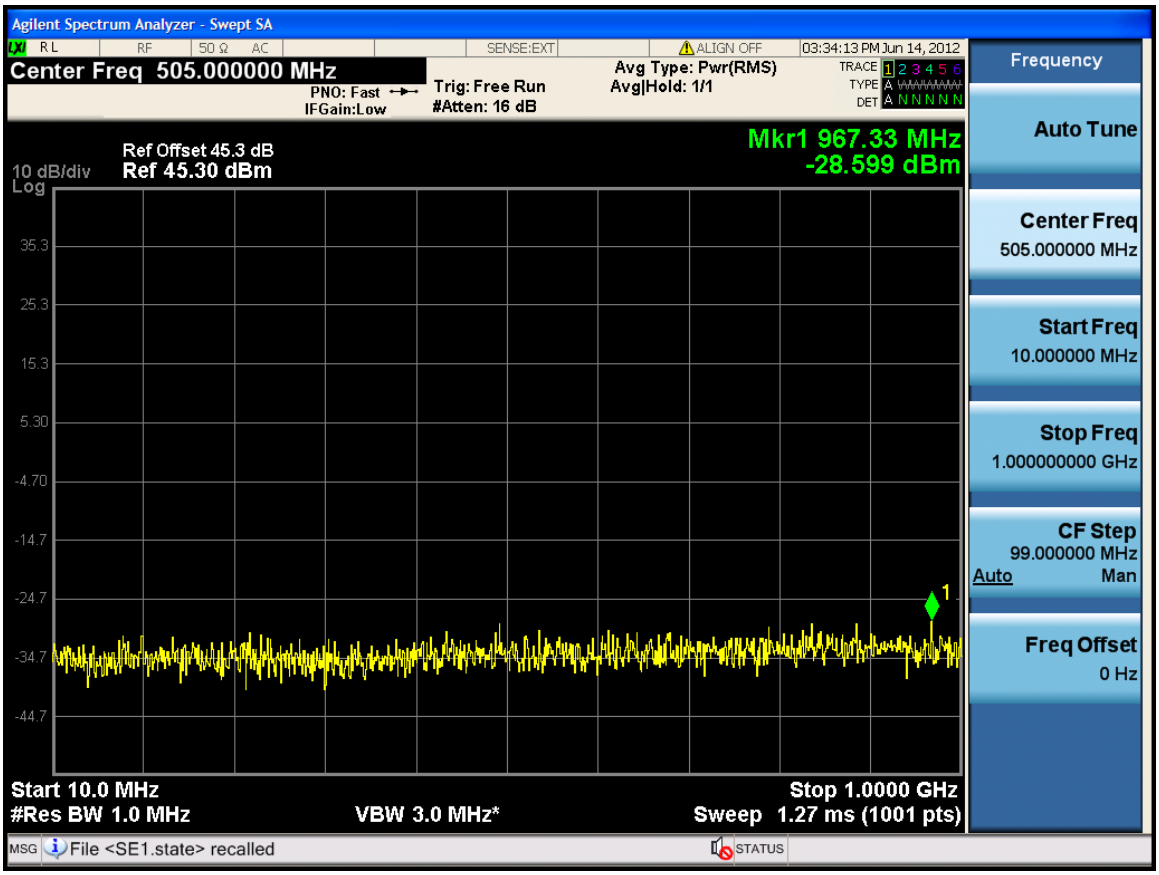
Agilent Spectrum Analyzer - Swept SA
RL
RF
50 Ω AC
SENSE:EXT
ALIGN OFF
03:34:13 PM Jun 14, 2012
Center Freq 505.000000 MHz
PNO: Fast
IFGain:Low
Trig: Free Run
#Atten: 16 dB
Avg Type: Pwr(RMS)
Avg|Hold: 1/1
TRACE 1 2 3 4 5 6
TYPE A
DET A N N N N N
Frequency
Auto Tune
Center Freq
505.000000 MHz
Start Freq
10.000000 MHz
Stop Freq
1.000000000 GHz
CF Step
99.000000 MHz
Auto
Man
Freq Offset
0 Hz
Mkr1 967.33 MHz
-28.599 dBm
Ref Offset 45.3 dB
10 dB/div
Ref 45.30 dBm
Log
35.3
25.3
15.3
5.30
-4.70
-14.7
-24.7
-34.7
-44.7
1
Start 10.0 MHz
#Res BW 1.0 MHz
VBW 3.0 MHz*
Stop 1.0000 GHz
Sweep 1.27 ms (1001 pts)
MSG
File <SE1.state> recalled
STATUS

10 Receiver Spurious Emissions

Applicable Standard: RSS-Gen

Receivers, are required to comply with the limits of spurious emissions as set out in this section. Receiver emission measurements are to be performed as per the normative test method referenced in Section 3.

For emissions at frequencies below 1 GHz, measurements shall be performed using a CISPR quasi-peak detector and the related measurement bandwidth. At frequencies above 1 GHz, measurements shall be performed using a linear average detector with a minimum resolution bandwidth of 1 MHz.

As an alternative to CISPR quasi-peak or average measurements, compliance with the emission limit can be demonstrated using measuring equipment employing a peak detector function properly adjusted for factors such as pulse desensitization, as required, with a measurement bandwidth equal to, or greater than, the applicable CISPR quasi-peak bandwidth or 1 MHz bandwidth, respectively.

Test Equipment List and Details

Manufacturer	Description	Model	Serial Number	Calibration Date	Calibration Due Date
Agilent	PXA Series Spectrum Analyzer	N9030A	MY49431143	2014.09.16	2015.09.16
DTS	DTS 40dB Attenuator	DTS100-10-3-1		2014.09.16	2015.09.16

***statement of traceability:** The Reliability Testing Center attest that all calibration have been performed per the NVLAP requirements, traceable to NIST.

Test Procedure

EUT Setup:

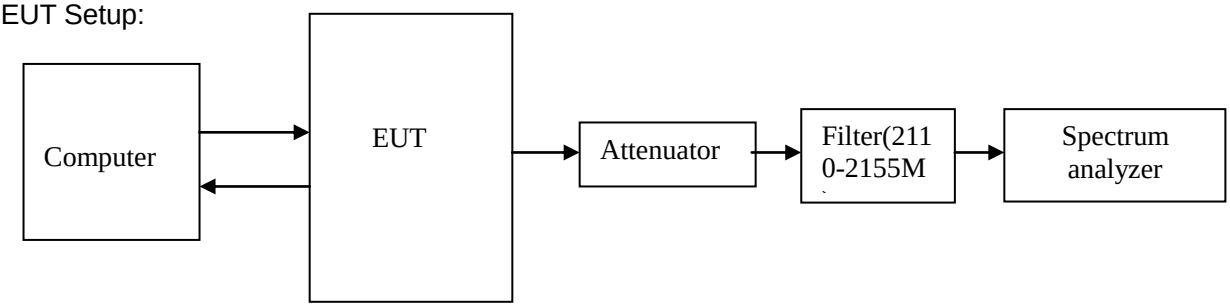

The Receiver Spurious emissions shall be measured at the frequencies of the highest and lowest channel of all bandwidths that the equipment can operate with a resolution bandwidth of 1 MHz or less, but at least 1% of the occupied bandwidth of the transmitter, provided that the measured power is integrated over a 1 MHz bandwidth.

When Receiver Spurious emissions test, configure R8882 S1700 output at rated power, the R8882 S1700 output antenna connected to spectrum analyzer, and testing emissions by spectrum analyzer one antenna by another.

When Receiver Spurious emissions test， configure R8882 S1700 output at rated power, the R8882 S1700 output antenna connected to load.

Test Data Environmental Conditions

Temperature:	20 °C
Relative Humidity:	53 %
ATM Pressure:	1009 mbar

Test Result: Pass

Test Mode: Transmitting LTE

Test Data:

Channel Bandwidth :20M

20M-Port 1 -2120MHz

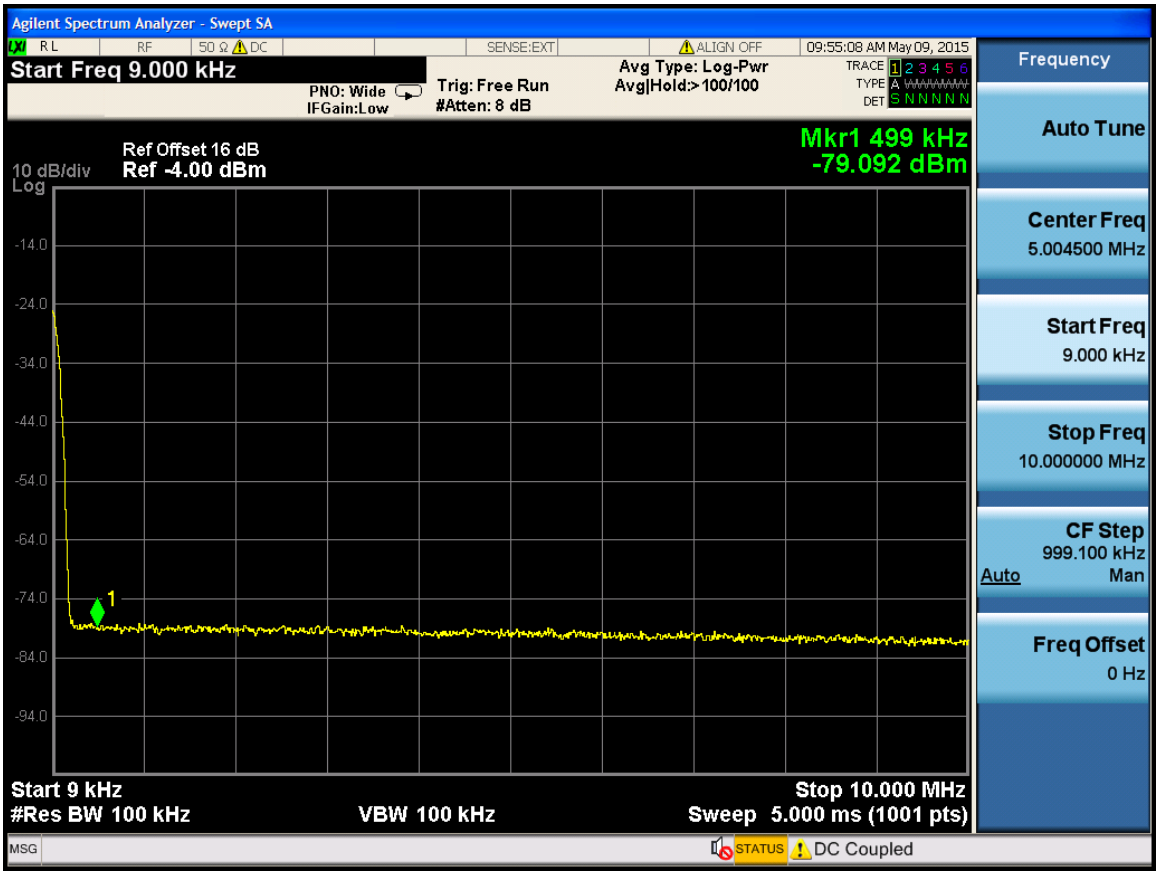

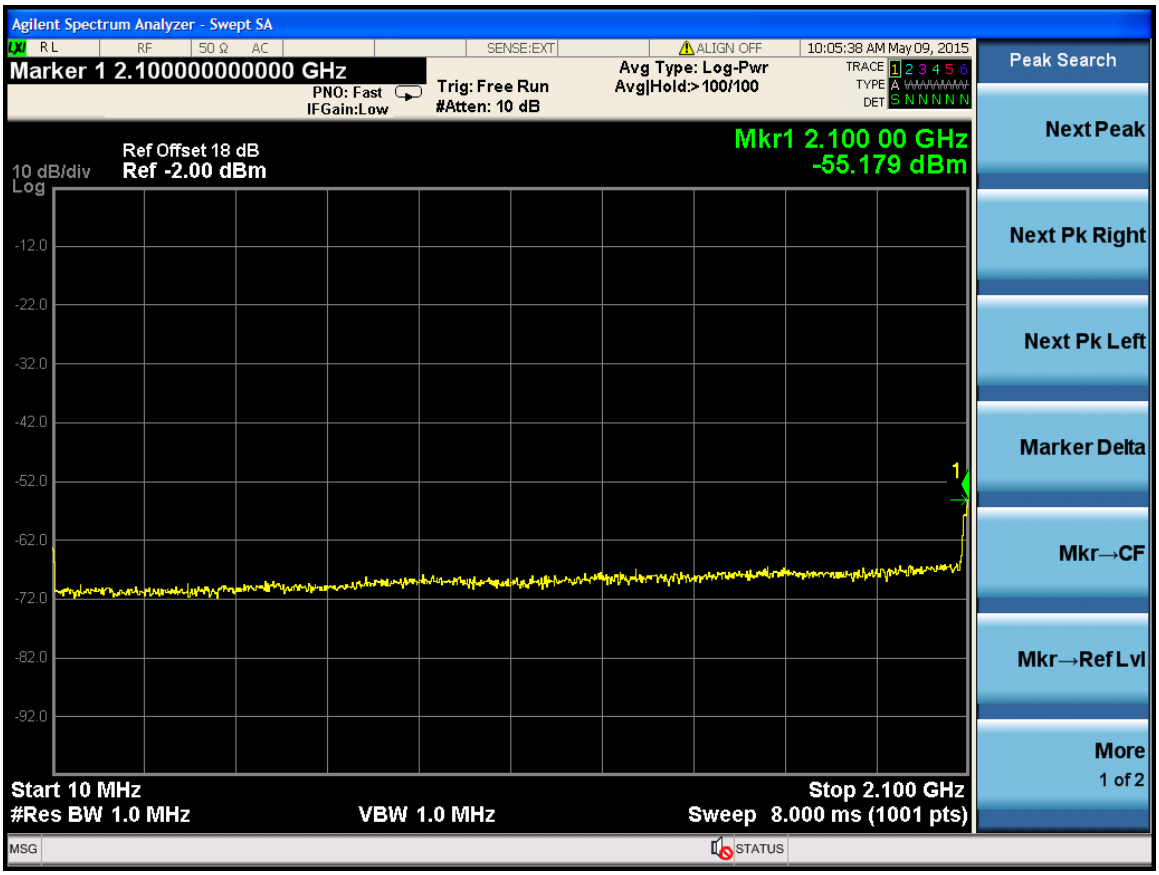
Agilent Spectrum Analyzer - Swept SA
RL
RF
50 Ω AC
SENSE:EXT
ALIGN OFF
10:05:38 AM May 09, 2015
Marker 1 2.100000000000 GHz
PNO: Fast
IFGain:Low
Trig: Free Run
#Atten: 10 dB
Avg Type: Log-Pwr
Avg|Hold:>100/100
TRACE 1 2 3 4 5 6
TYPE A
DET S N N N N N
Ref Offset 18 dB
10 dB/div
Ref -2.00 dBm
Log
Mkr1 2.100 00 GHz
-55.179 dBm
-12.0
-22.0
-32.0
-42.0
-52.0
-62.0
-72.0
-82.0
-92.0
Start 10 MHz
#Res BW 1.0 MHz
VBW 1.0 MHz
Stop 2.100 GHz
Sweep 8.000 ms (1001 pts)
Peak Search
Next Peak
Next Pk Right
Next Pk Left
Marker Delta
Mkr→CF
Mkr→Ref Lvl
More
1 of 2
MSG
STATUS

20M-Port 1 -2132.5MHz

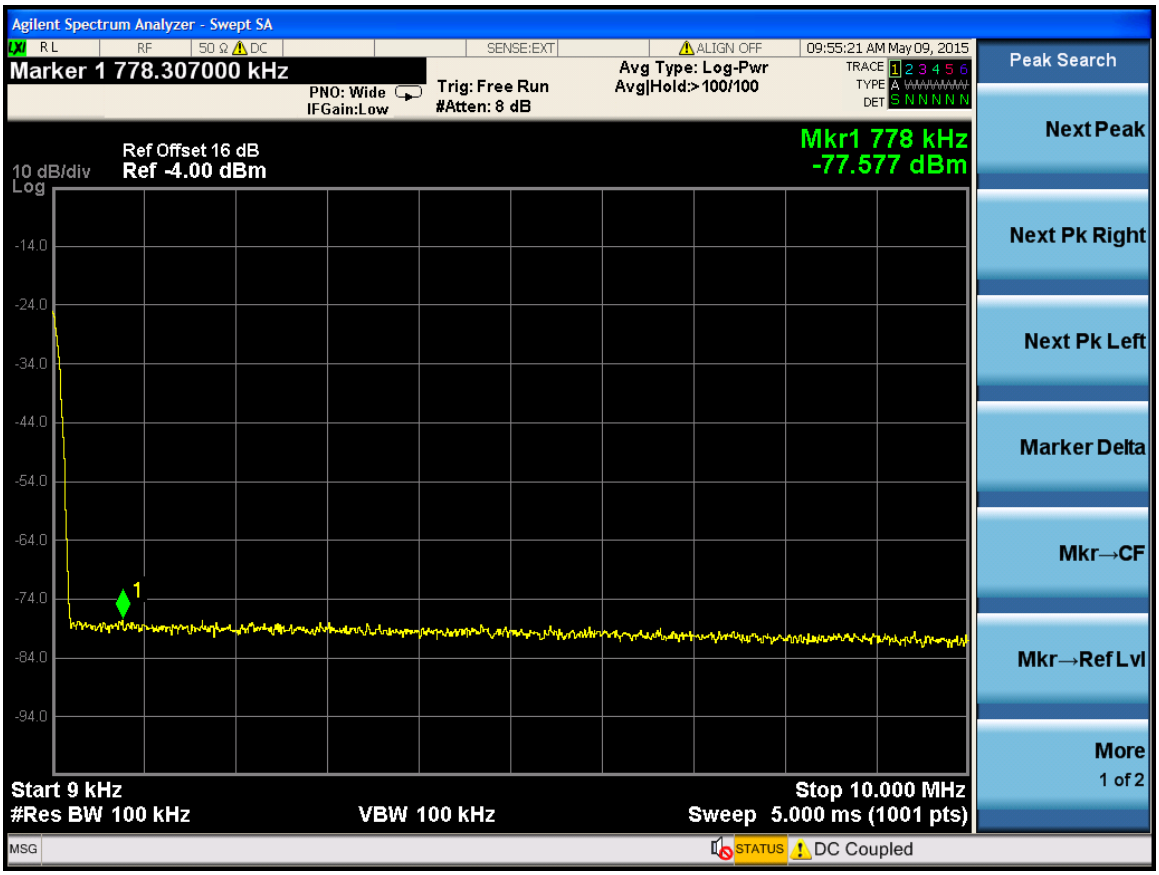
Agilent Spectrum Analyzer - Swept SA
RL
RF
50 Ω DC
SENSE:EXT
ALIGN OFF
09:55:21 AM May 09, 2015
Marker 1 778.307000 kHz
PNO: Wide
IFGain:Low
Trig: Free Run
#Atten: 8 dB
Avg Type: Log-Pwr
Avg|Hold:>100/100
TRACE 1 2 3 4 5 6
TYPE A
DET S N N N N N
Peak Search
Next Peak
Next Pk Right
Next Pk Left
Marker Delta
Mkr→CF
Mkr→Ref Lvl
More
1 of 2
Ref Offset 16 dB
10 dB/div
Ref -4.00 dBm
Log
Mkr1 778 kHz
-77.577 dBm
-14.0
-24.0
-34.0
-44.0
-54.0
-64.0
-74.0
-84.0
-94.0
1
Start 9 kHz
#Res BW 100 kHz
VBW 100 kHz
Stop 10.000 MHz
Sweep 5.000 ms (1001 pts)
MSG
STATUS
DC Coupled

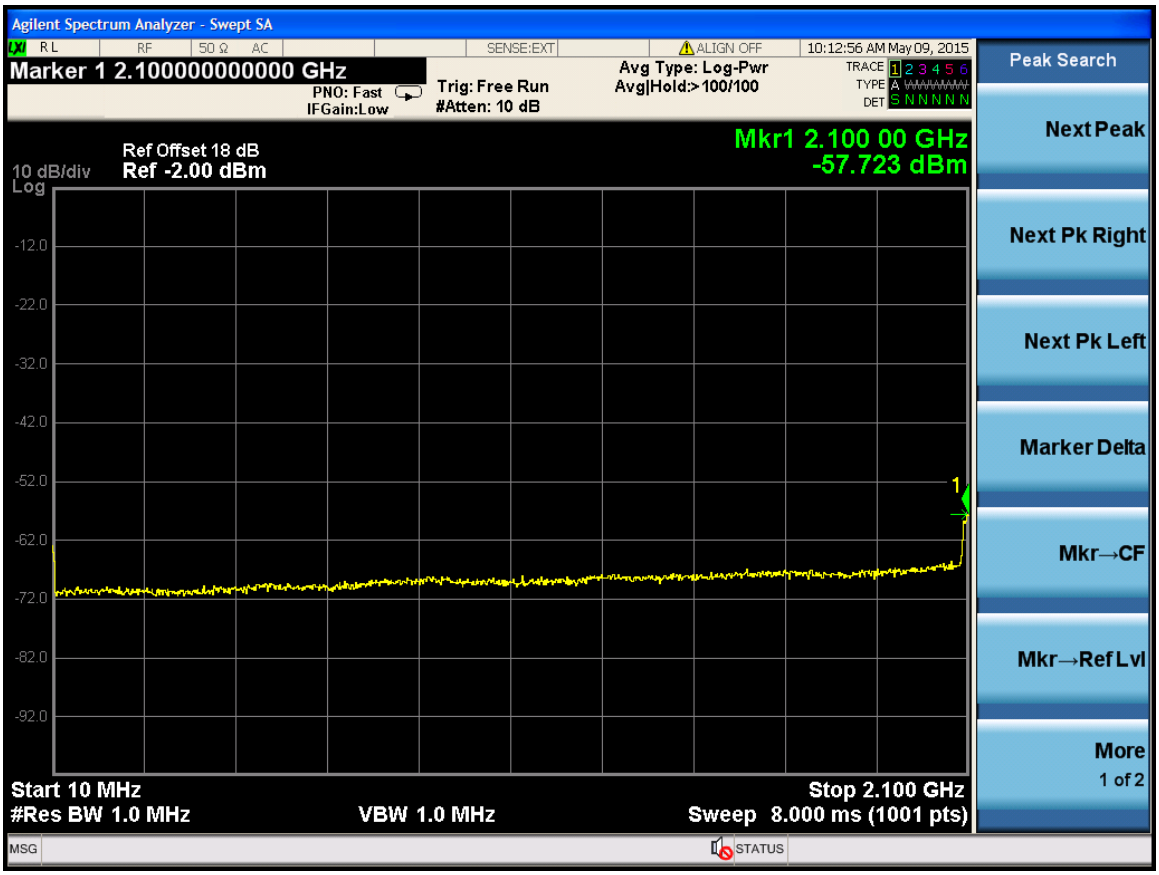
Agilent Spectrum Analyzer - Swept SA
RL
RF
50 Ω AC
SENSE:EXT
ALIGN OFF
10:12:56 AM May 09, 2015
Marker 1 2.100000000000 GHz
PNO: Fast
IFGain:Low
Trig: Free Run
#Atten: 10 dB
Avg Type: Log-Pwr
Avg|Hold:>100/100
TRACE 1 2 3 4 5 6
TYPE A
DET S N N N N N
Ref Offset 18 dB
10 dB/div
Ref -2.00 dBm
Log
Mkr1 2.100 00 GHz
-57.723 dBm
-12.0
-22.0
-32.0
-42.0
-52.0
-62.0
-72.0
-82.0
-92.0
Start 10 MHz
#Res BW 1.0 MHz
VBW 1.0 MHz
Stop 2.100 GHz
Sweep 8.000 ms (1001 pts)
Peak Search
Next Peak
Next Pk Right
Next Pk Left
Marker Delta
Mkr→CF
Mkr→Ref Lvl
More
1 of 2
MSG
STATUS

20M-Port 1 -2145MHz

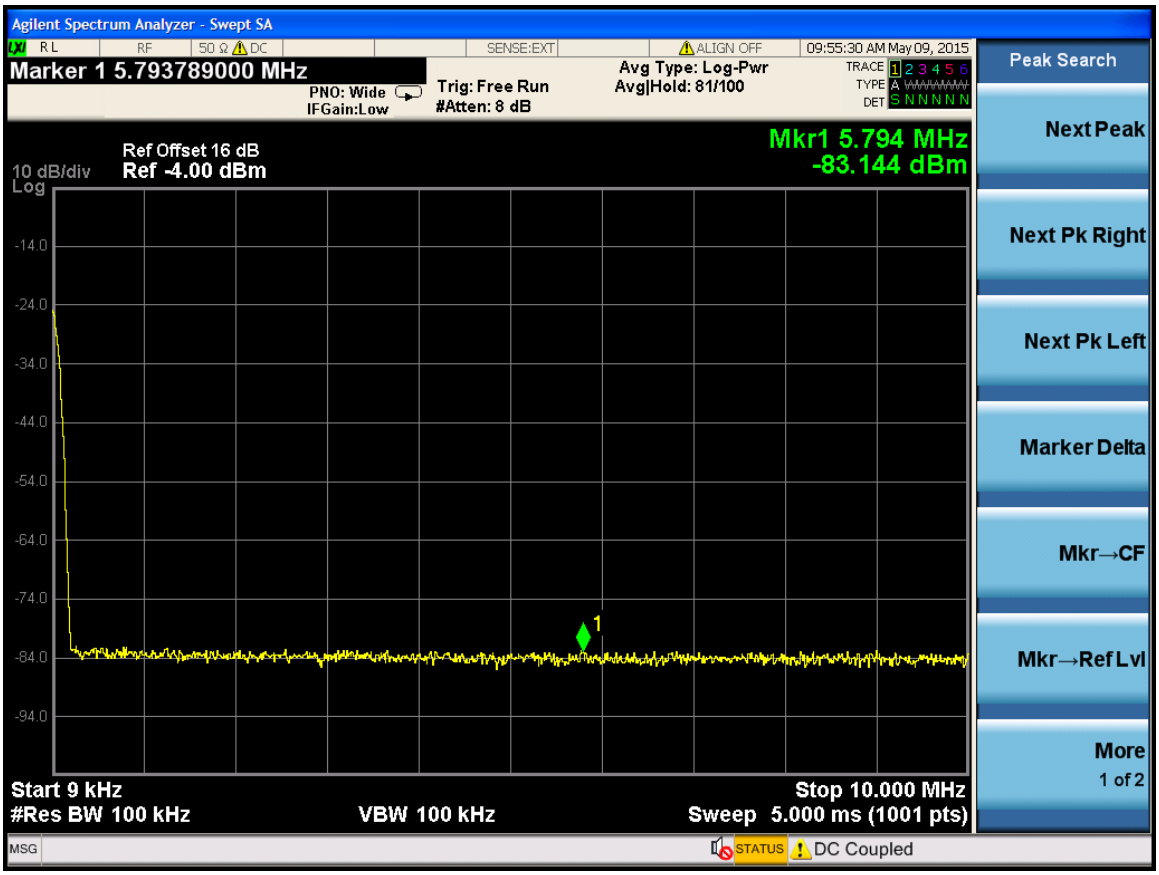
Agilent Spectrum Analyzer - Swept SA
RL
RF
50 Ω DC
SENSE:EXT
ALIGN OFF
09:55:30 AM May 09, 2015
Marker 1 5.793789000 MHz
PNO: Wide
IFGain:Low
Trig: Free Run
#Atten: 8 dB
Avg Type: Log-Pwr
Avg|Hold: 81/100
TRACE 1 2 3 4 5 6
TYPE A
DET S N N N N N
Ref Offset 16 dB
10 dB/div
Ref -4.00 dBm
Log
Mkr1 5.794 MHz
-83.144 dBm
-14.0
-24.0
-34.0
-44.0
-54.0
-64.0
-74.0
-84.0
-94.0
1
Start 9 kHz
#Res BW 100 kHz
VBW 100 kHz
Stop 10.000 MHz
Sweep 5.000 ms (1001 pts)
Peak Search
Next Peak
Next Pk Right
Next Pk Left
Marker Delta
Mkr→CF
Mkr→Ref Lvl
More
1 of 2
MSG
STATUS
DC Coupled

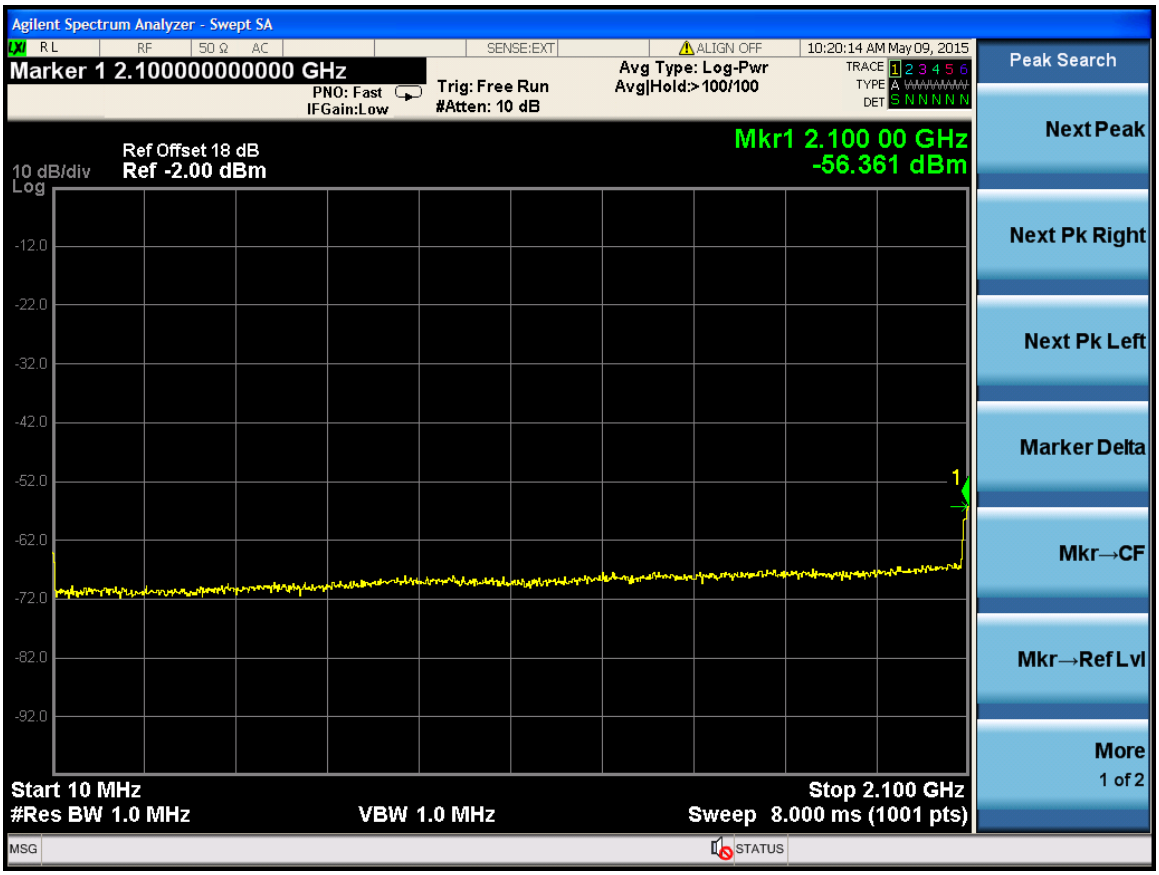
Agilent Spectrum Analyzer - Swept SA
RL
RF
50 Ω AC
SENSE:EXT
ALIGN OFF
10:20:14 AM May 09, 2015
Marker 1 2.100000000000 GHz
PNO: Fast
IFGain:Low
Trig: Free Run
#Atten: 10 dB
Avg Type: Log-Pwr
Avg|Hold:>100/100
TRACE 1 2 3 4 5 6
TYPE A
DET S N N N N N
Peak Search
Next Peak
Next Pk Right
Next Pk Left
Marker Delta
Mkr→CF
Mkr→Ref Lvl
More
1 of 2
Ref Offset 18 dB
10 dB/div
Ref -2.00 dBm
Log
Mkr1 2.100 00 GHz
-56.361 dBm
-12.0
-22.0
-32.0
-42.0
-52.0
-62.0
-72.0
-82.0
-92.0
1
Start 10 MHz
#Res BW 1.0 MHz
VBW 1.0 MHz
Stop 2.100 GHz
Sweep 8.000 ms (1001 pts)
MSG
STATUS

20M-Port 2 -2120MHz

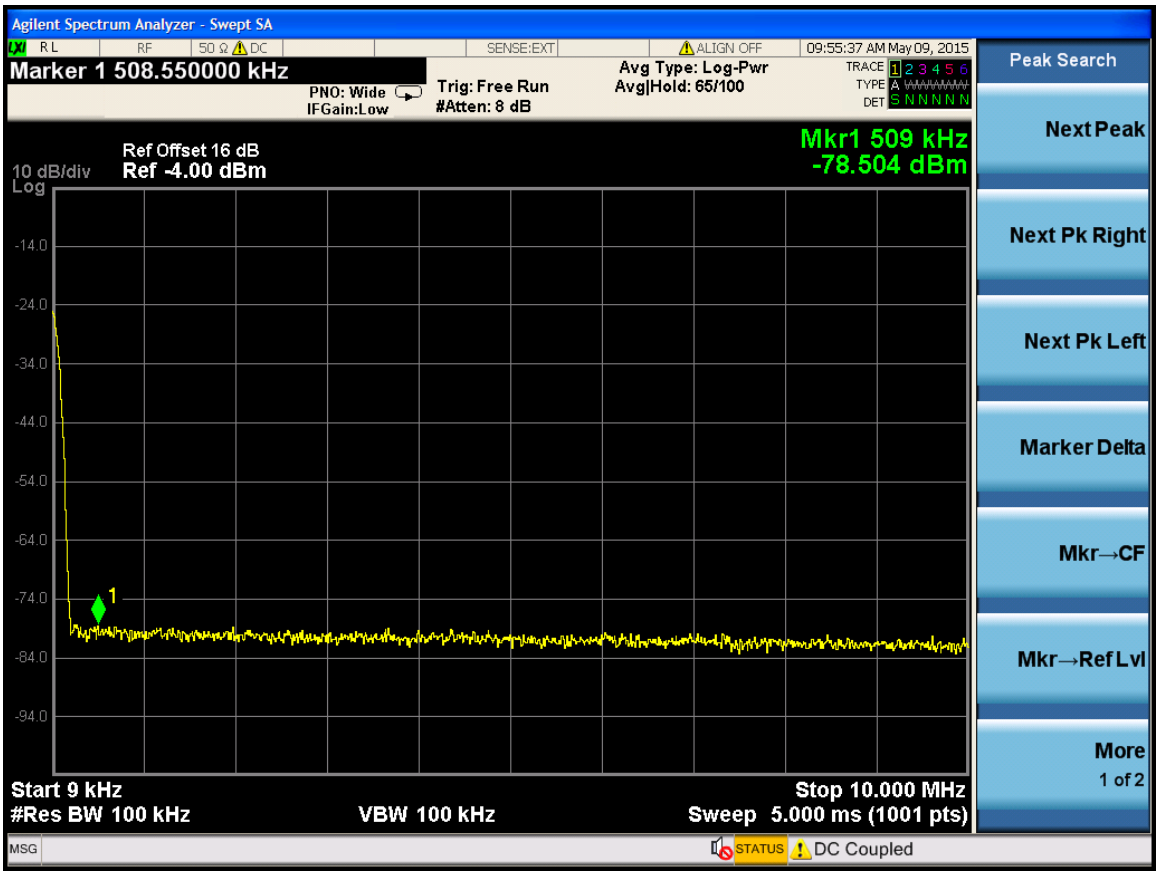
Agilent Spectrum Analyzer - Swept SA
RL
RF
50 Ω DC
SENSE:EXT
ALIGN OFF
09:55:37 AM May 09, 2015
Marker 1 508.550000 kHz
PNO: Wide
IFGain:Low
Trig: Free Run
#Atten: 8 dB
Avg Type: Log-Pwr
Avg|Hold: 65/100
TRACE 1 2 3 4 5 6
TYPE A
DET S N N N N N
Peak Search
Next Peak
Next Pk Right
Next Pk Left
Marker Delta
Mkr→CF
Mkr→Ref Lvl
More
1 of 2
Ref Offset 16 dB
10 dB/div
Ref -4.00 dBm
Log
Mkr1 509 kHz
-78.504 dBm
-14.0
-24.0
-34.0
-44.0
-54.0
-64.0
-74.0
-84.0
-94.0
1
Start 9 kHz
#Res BW 100 kHz
VBW 100 kHz
Stop 10.000 MHz
Sweep 5.000 ms (1001 pts)
MSG
STATUS
DC Coupled

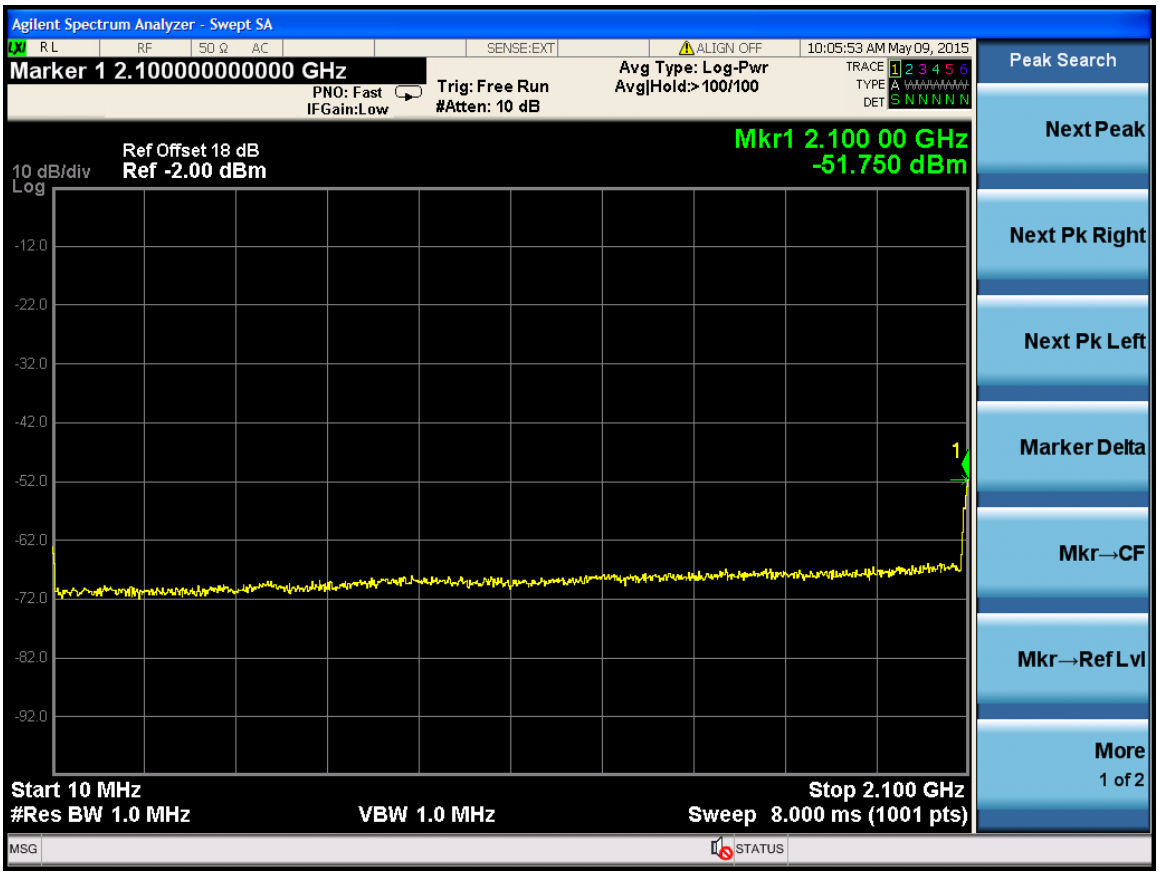
Agilent Spectrum Analyzer - Swept SA
RL
RF
50 Ω AC
SENSE:EXT
ALIGN OFF
10:05:53 AM May 09, 2015
Marker 1 2.100000000000 GHz
PNO: Fast
IFGain:Low
Trig: Free Run
#Atten: 10 dB
Avg Type: Log-Pwr
Avg|Hold:>100/100
TRACE 1 2 3 4 5 6
TYPE A
DET S N N N N N
Ref Offset 18 dB
10 dB/div
Ref -2.00 dBm
Log
Mkr1 2.100 00 GHz
-51.750 dBm
-12.0
-22.0
-32.0
-42.0
-52.0
-62.0
-72.0
-82.0
-92.0
1
Start 10 MHz
#Res BW 1.0 MHz
VBW 1.0 MHz
Stop 2.100 GHz
Sweep 8.000 ms (1001 pts)
Peak Search
Next Peak
Next Pk Right
Next Pk Left
Marker Delta
Mkr→CF
Mkr→Ref Lvl
More
1 of 2
MSG
STATUS

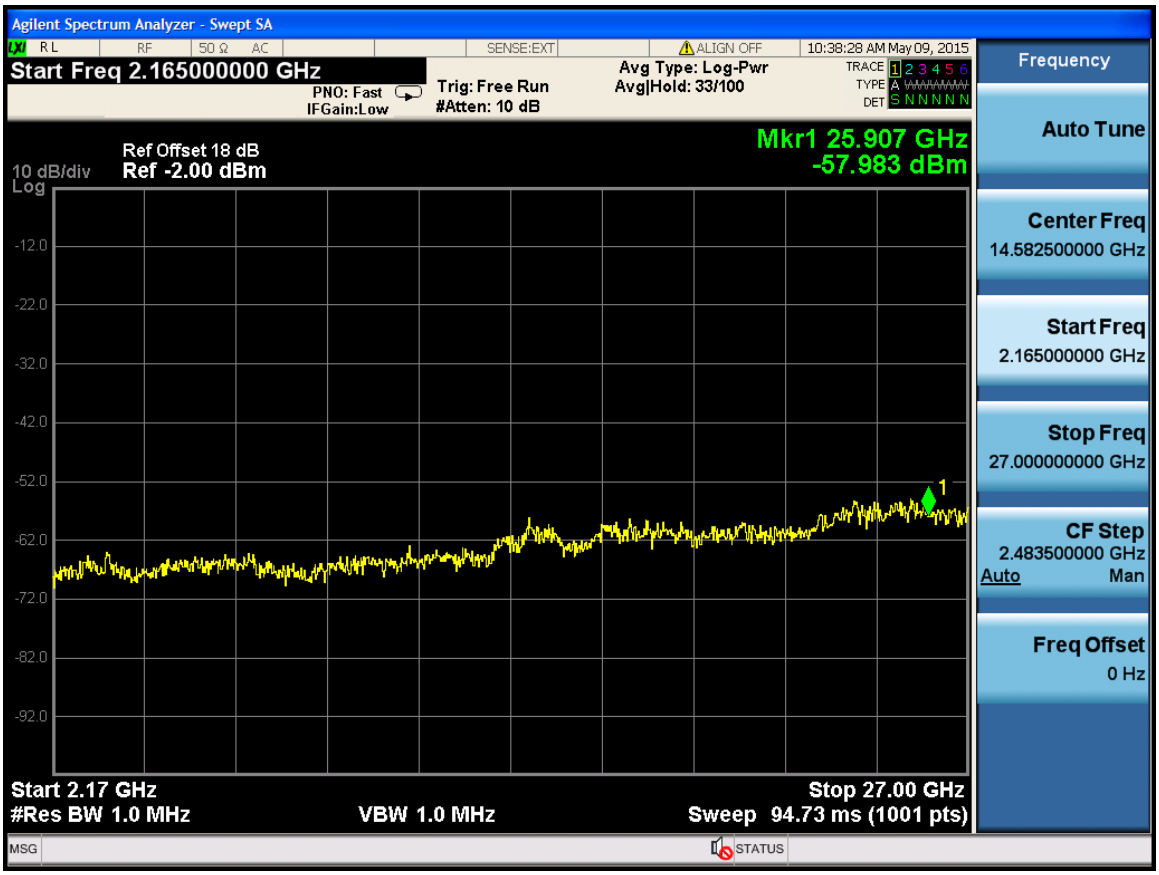

20M-Port 2 -2132.5MHz

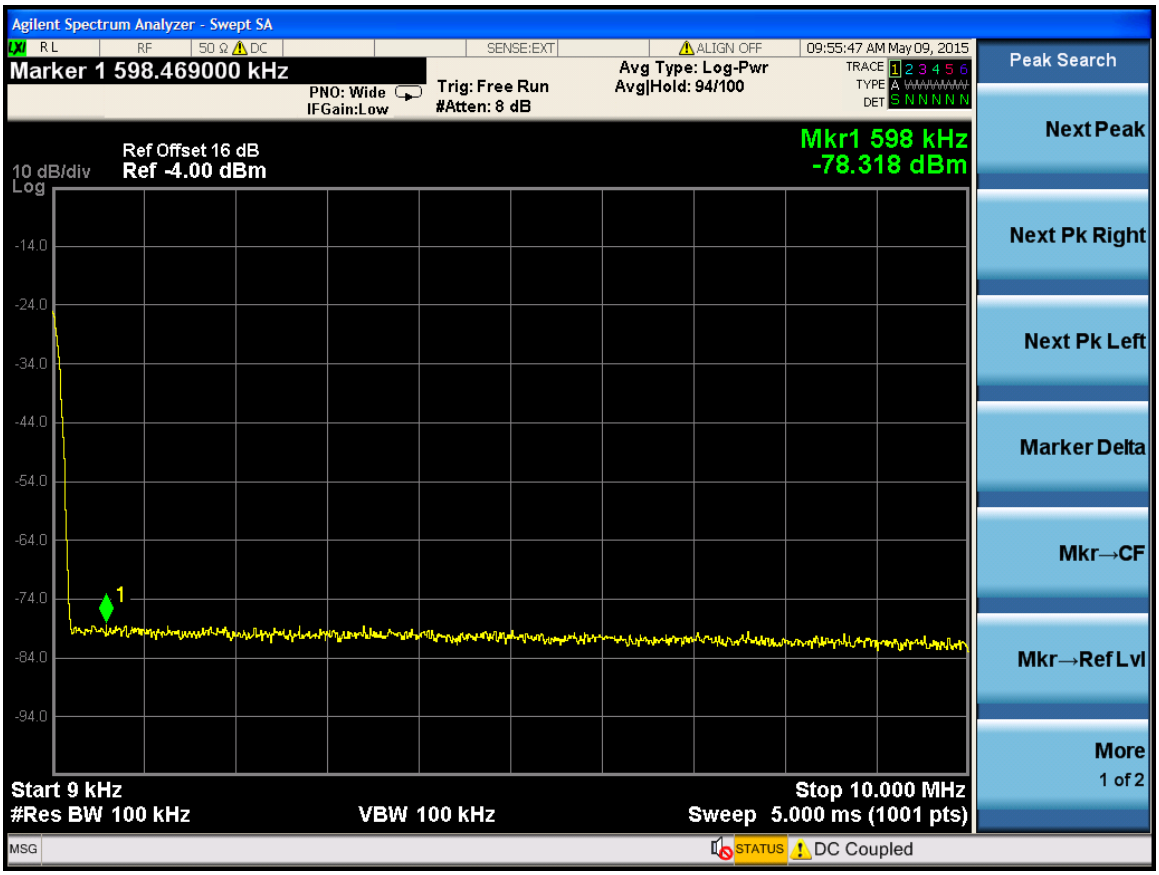
Agilent Spectrum Analyzer - Swept SA
RL
RF
50 Ω DC
SENSE:EXT
ALIGN OFF
09:55:47 AM May 09, 2015
Marker 1 598.469000 kHz
PNO: Wide
IFGain:Low
Trig: Free Run
#Atten: 8 dB
Avg Type: Log-Pwr
Avg|Hold: 94/100
TRACE 1 2 3 4 5 6
TYPE A
DET S N N N N N
Peak Search
Next Peak
Next Pk Right
Next Pk Left
Marker Delta
Mkr→CF
Mkr→Ref Lvl
More
1 of 2
Ref Offset 16 dB
10 dB/div
Ref -4.00 dBm
Log
Mkr1 598 kHz
-78.318 dBm
-14.0
-24.0
-34.0
-44.0
-54.0
-64.0
-74.0
-84.0
-94.0
1
Start 9 kHz
#Res BW 100 kHz
VBW 100 kHz
Stop 10.000 MHz
Sweep 5.000 ms (1001 pts)
MSG
STATUS
DC Coupled

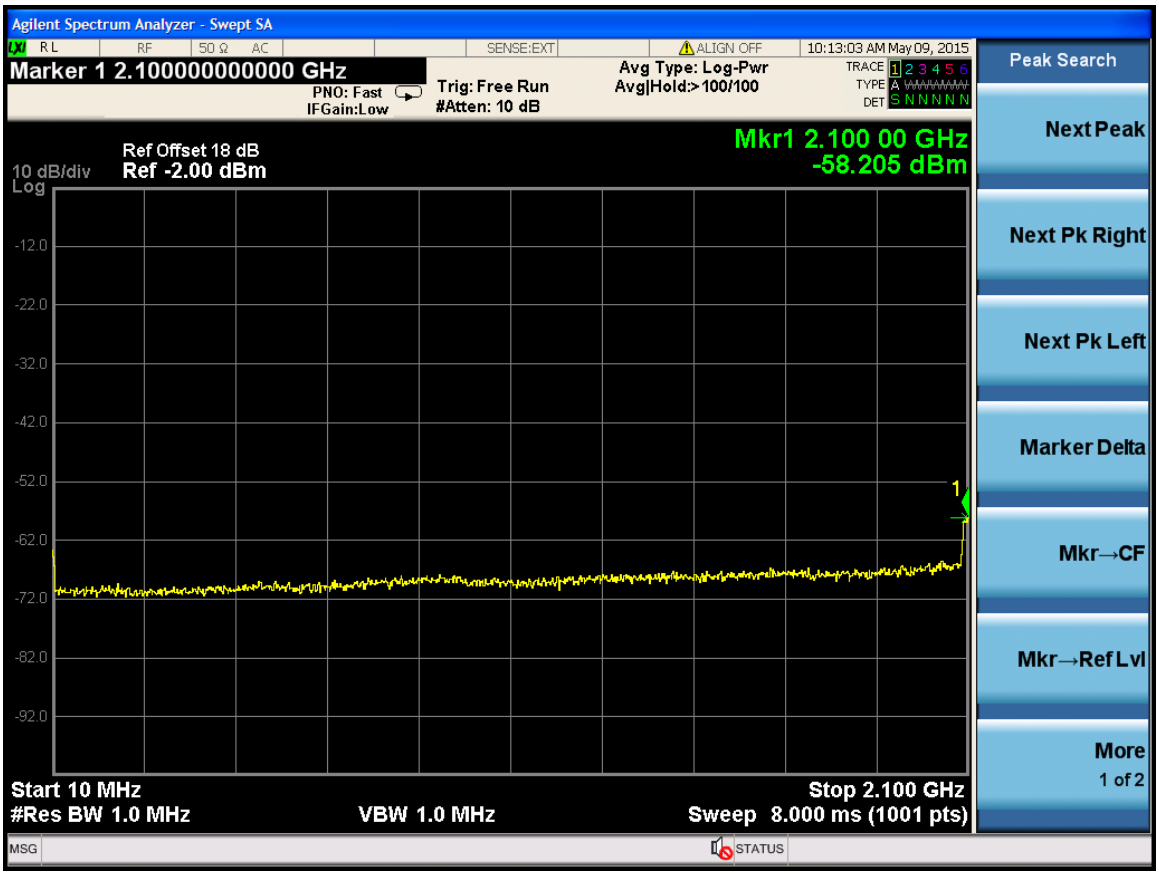
Agilent Spectrum Analyzer - Swept SA
RL
RF
50 Ω AC
SENSE:EXT
ALIGN OFF
10:13:03 AM May 09, 2015
Marker 1 2.100000000000 GHz
PNO: Fast
IFGain:Low
Trig: Free Run
#Atten: 10 dB
Avg Type: Log-Pwr
Avg|Hold:>100/100
TRACE 1 2 3 4 5 6
TYPE A
DET S N N N N N
Ref Offset 18 dB
10 dB/div
Ref -2.00 dBm
Log
Mkr1 2.100 00 GHz
-58.205 dBm
-12.0
-22.0
-32.0
-42.0
-52.0
-62.0
-72.0
-82.0
-92.0
Start 10 MHz
#Res BW 1.0 MHz
VBW 1.0 MHz
Stop 2.100 GHz
Sweep 8.000 ms (1001 pts)
Peak Search
Next Peak
Next Pk Right
Next Pk Left
Marker Delta
Mkr→CF
Mkr→Ref Lvl
More
1 of 2
MSG
STATUS

20M-Port 2 -2145MHz

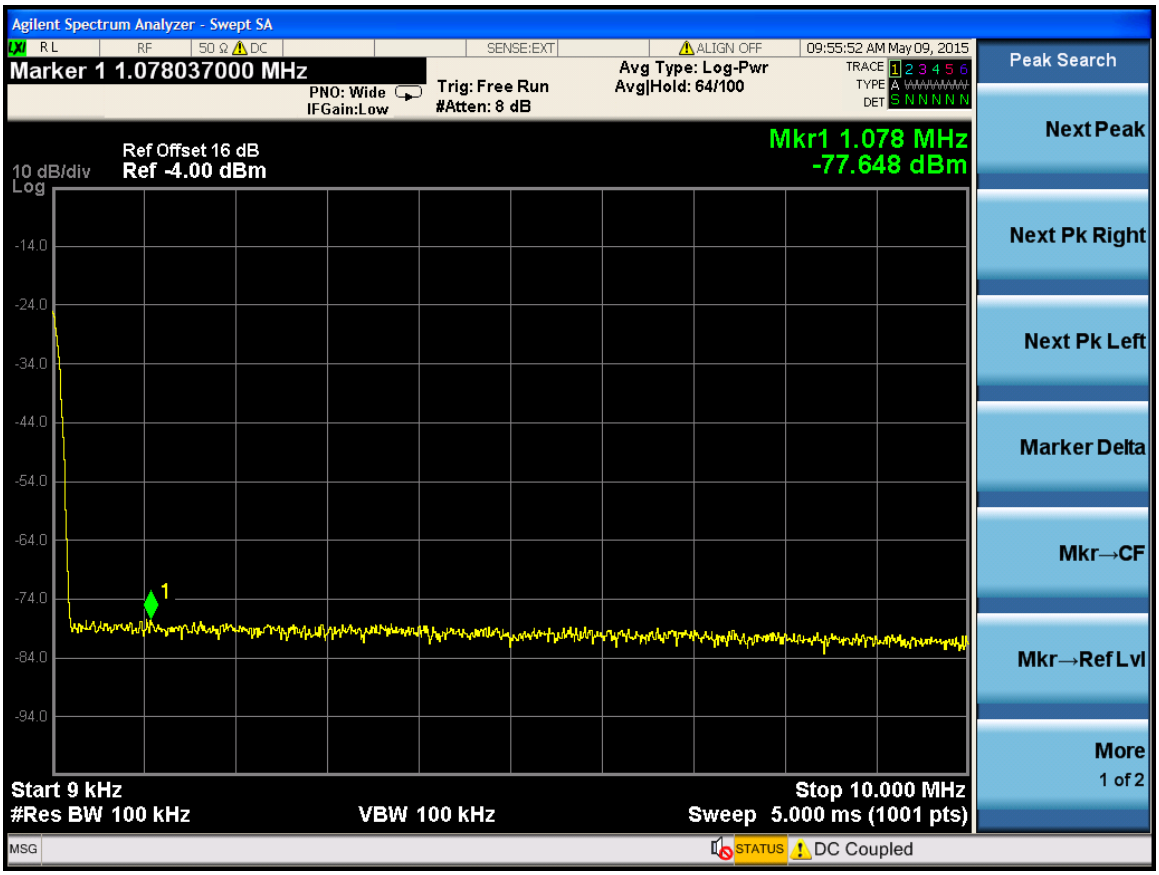
Agilent Spectrum Analyzer - Swept SA
RL
RF
50 Ω DC
SENSE:EXT
ALIGN OFF
09:55:52 AM May 09, 2015
Marker 1 1.078037000 MHz
PNO: Wide
IFGain:Low
Trig: Free Run
#Atten: 8 dB
Avg Type: Log-Pwr
Avg|Hold: 64/100
TRACE 1 2 3 4 5 6
TYPE A
DET S N N N N N
Ref Offset 16 dB
10 dB/div
Ref -4.00 dBm
Log
Mkr1 1.078 MHz
-77.648 dBm
-14.0
-24.0
-34.0
-44.0
-54.0
-64.0
-74.0
-84.0
-94.0
1
Start 9 kHz
#Res BW 100 kHz
VBW 100 kHz
Stop 10.000 MHz
Sweep 5.000 ms (1001 pts)
MSG
STATUS
DC Coupled
Peak Search
Next Peak
Next Pk Right
Next Pk Left
Marker Delta
Mkr→CF
Mkr→Ref Lvl
More
1 of 2

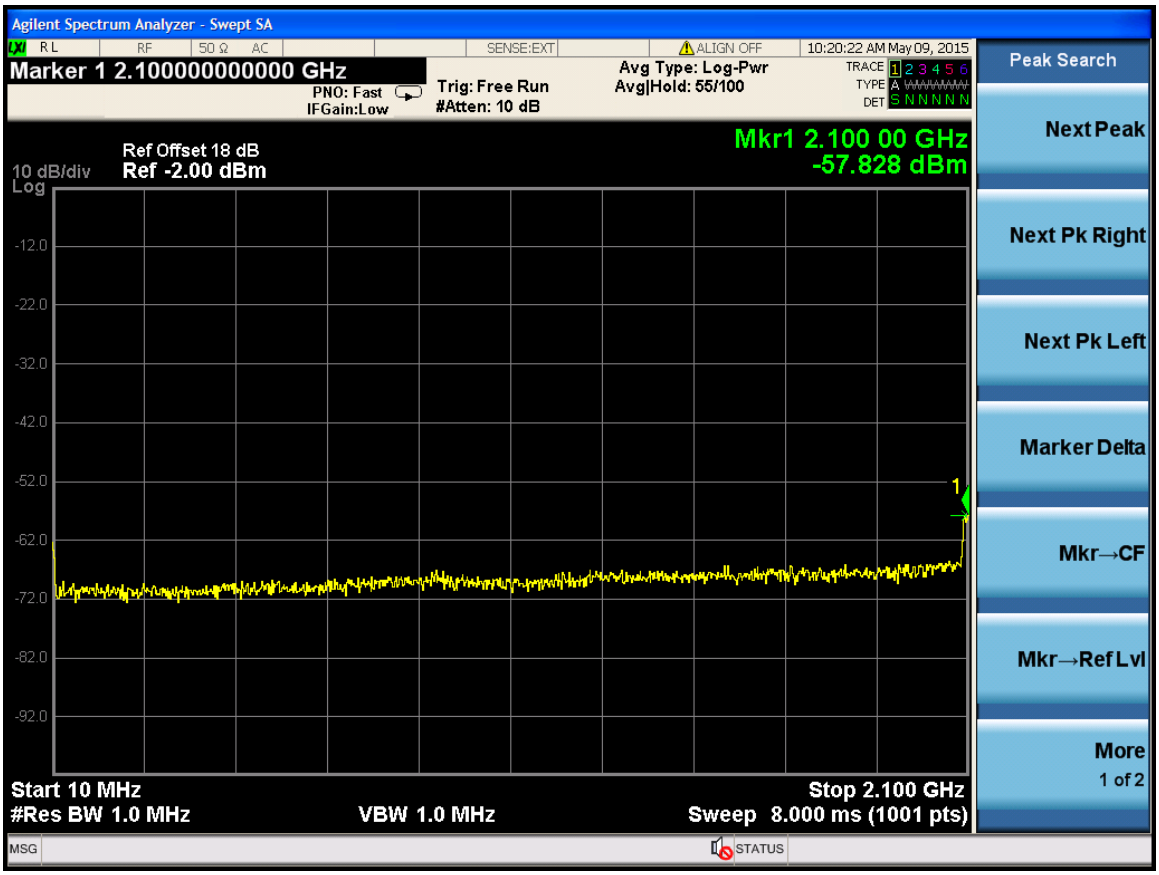
Agilent Spectrum Analyzer - Swept SA
RL
RF
50 Ω AC
SENSE:EXT
ALIGN OFF
10:20:22 AM May 09, 2015
Marker 1 2.100000000000 GHz
PNO: Fast
IFGain:Low
Trig: Free Run
#Atten: 10 dB
Avg Type: Log-Pwr
Avg|Hold: 55/100
TRACE 1 2 3 4 5 6
TYPE A
DET S N N N N N
Peak Search
Next Peak
Next Pk Right
Next Pk Left
Marker Delta
Mkr→CF
Mkr→Ref Lvl
More
1 of 2
Ref Offset 18 dB
10 dB/div
Ref -2.00 dBm
Log
Mkr1 2.100 00 GHz
-57.828 dBm
-12.0
-22.0
-32.0
-42.0
-52.0
-62.0
-72.0
-82.0
-92.0
1
Start 10 MHz
#Res BW 1.0 MHz
VBW 1.0 MHz
Stop 2.100 GHz
Sweep 8.000 ms (1001 pts)
MSG
STATUS

Channel Bandwidth :15M

15M-Port 1 -2117.5MHz

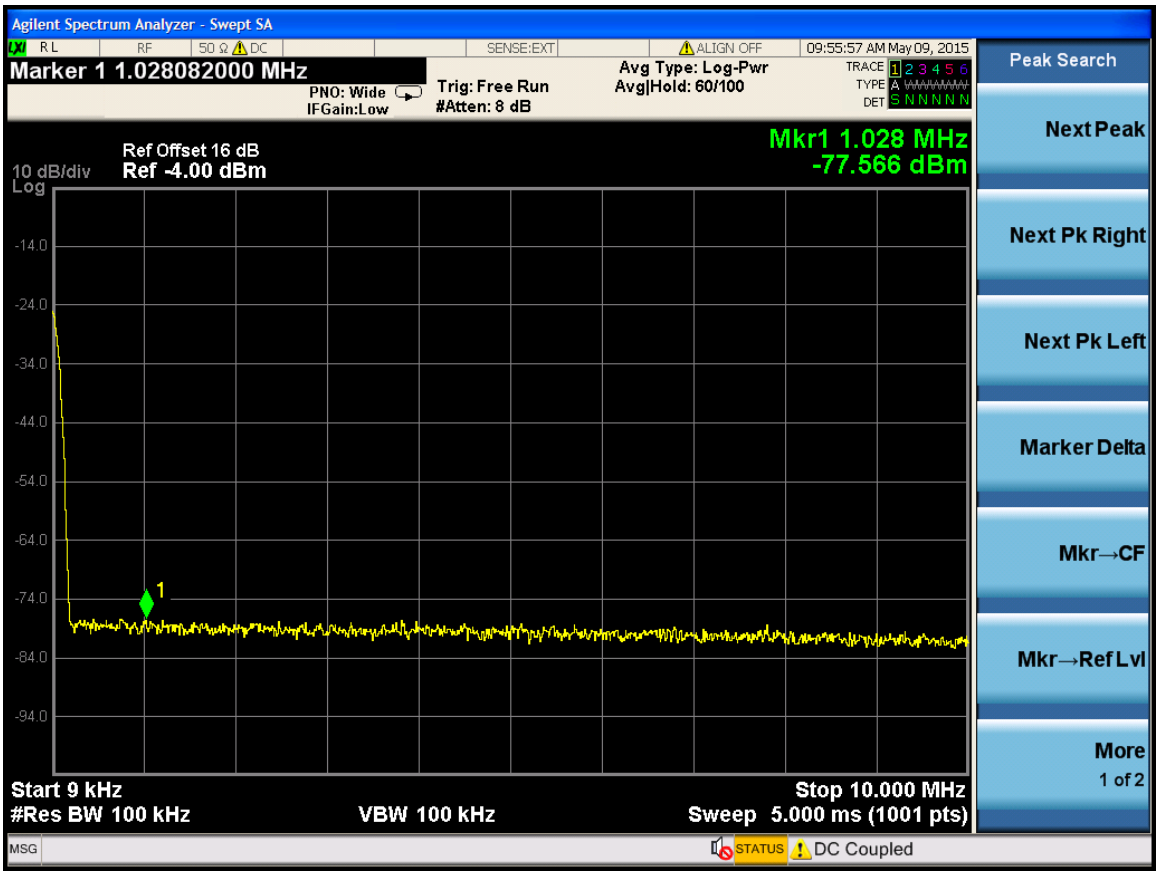
Agilent Spectrum Analyzer - Swept SA
RL
RF
50 Ω DC
SENSE:EXT
ALIGN OFF
09:55:57 AM May 09, 2015
Marker 1 1.028082000 MHz
PNO: Wide
IFGain:Low
Trig: Free Run
#Atten: 8 dB
Avg Type: Log-Pwr
Avg|Hold: 60/100
TRACE 1 2 3 4 5 6
TYPE A
DET S N N N N N
Peak Search
Next Peak
Next Pk Right
Next Pk Left
Marker Delta
Mkr→CF
Mkr→Ref Lvl
More
1 of 2
Ref Offset 16 dB
10 dB/div
Ref -4.00 dBm
Log
Mkr1 1.028 MHz
-77.566 dBm
-14.0
-24.0
-34.0
-44.0
-54.0
-64.0
-74.0
-84.0
-94.0
1
Start 9 kHz
#Res BW 100 kHz
VBW 100 kHz
Stop 10.000 MHz
Sweep 5.000 ms (1001 pts)
MSG
STATUS
DC Coupled

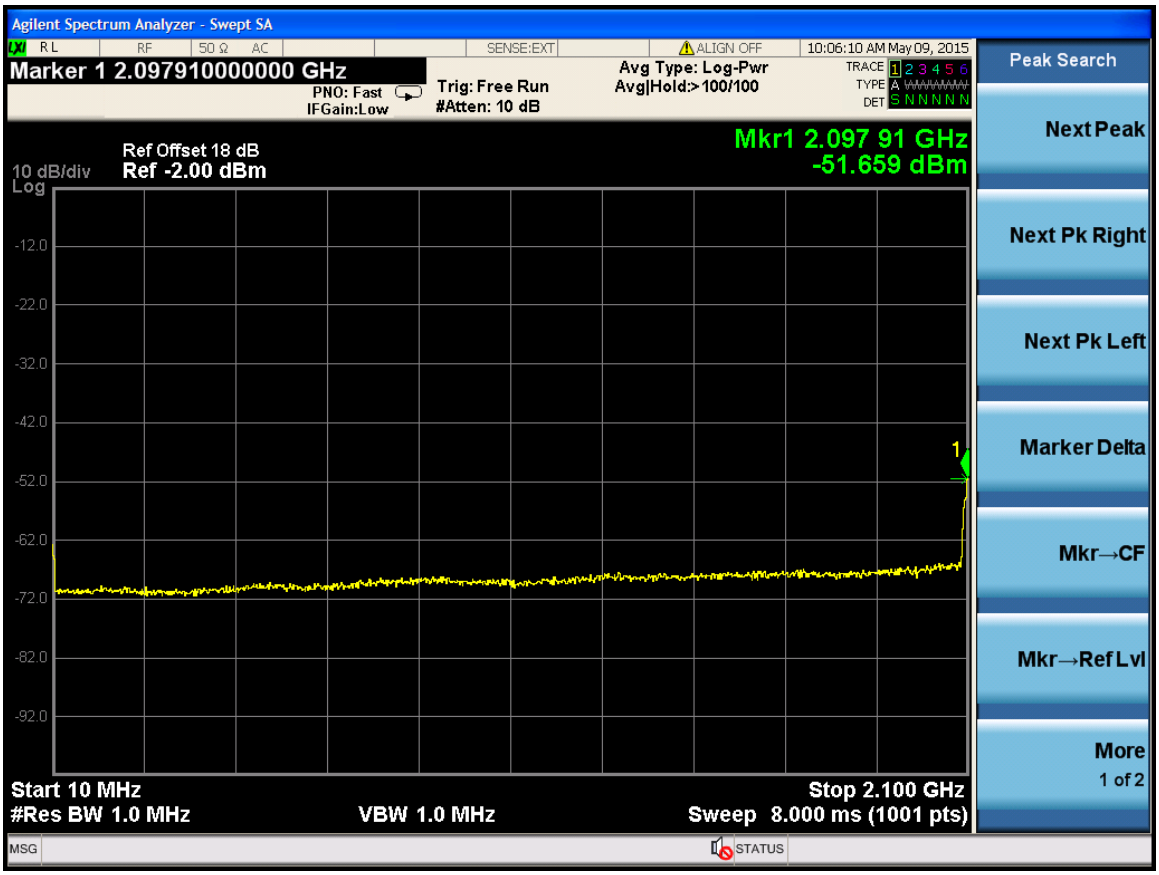
Agilent Spectrum Analyzer - Swept SA
RL
RF
50 Ω AC
SENSE:EXT
ALIGN OFF
10:06:10 AM May 09, 2015
Marker 1 2.097910000000 GHz
PNO: Fast
IFGain:Low
Trig: Free Run
#Atten: 10 dB
Avg Type: Log-Pwr
Avg|Hold:>100/100
TRACE 1 2 3 4 5 6
TYPE A
DET S N N N N N
Peak Search
Next Peak
Next Pk Right
Next Pk Left
Marker Delta
Mkr→CF
Mkr→Ref Lvl
More
1 of 2
Ref Offset 18 dB
10 dB/div
Ref -2.00 dBm
Log
Mkr1 2.097 91 GHz
-51.659 dBm
-12.0
-22.0
-32.0
-42.0
-52.0
-62.0
-72.0
-82.0
-92.0
1
Start 10 MHz
#Res BW 1.0 MHz
VBW 1.0 MHz
Stop 2.100 GHz
Sweep 8.000 ms (1001 pts)
MSG
STATUS

15M-Port 1 -2132.5MHz

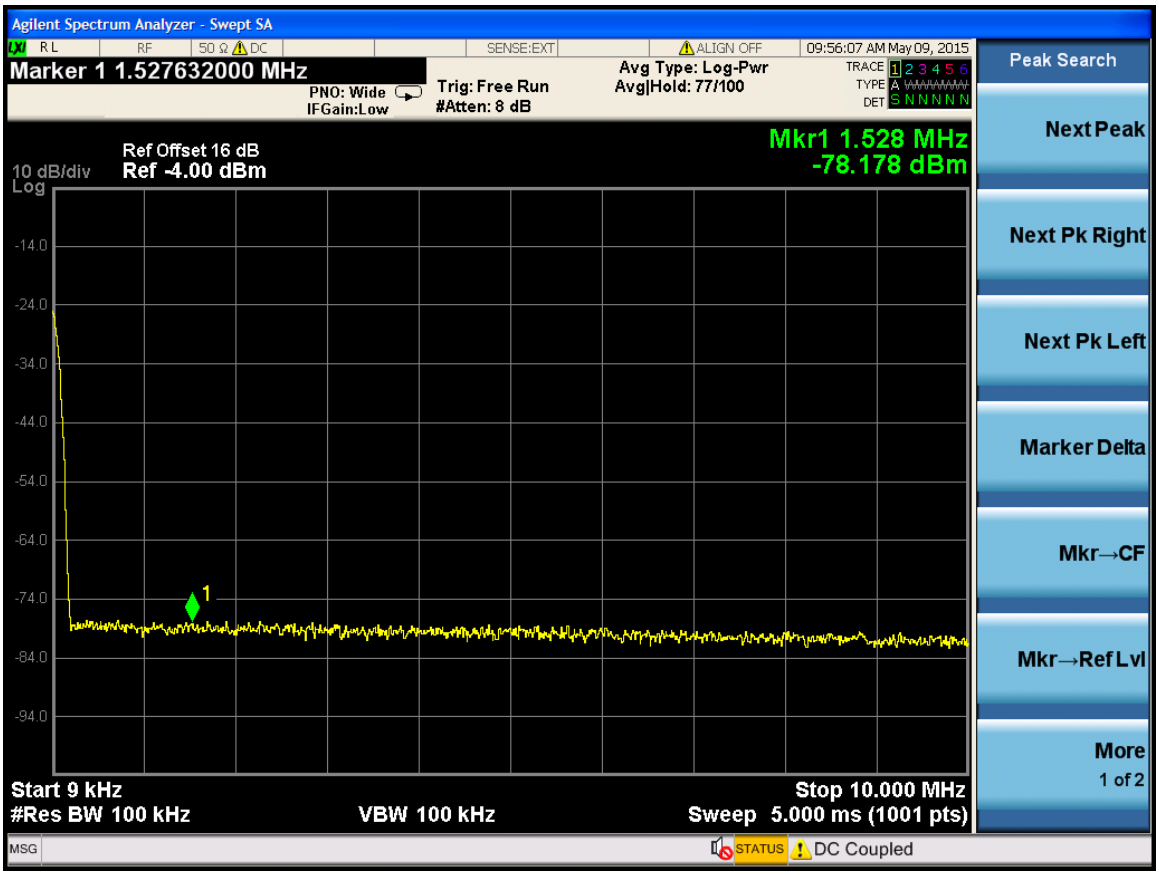
Agilent Spectrum Analyzer - Swept SA
RL
RF
50 Ω DC
SENSE:EXT
ALIGN OFF
09:56:07 AM May 09, 2015
Marker 1 1.527632000 MHz
PNO: Wide
IFGain:Low
Trig: Free Run
#Atten: 8 dB
Avg Type: Log-Pwr
Avg|Hold: 77/100
TRACE 1 2 3 4 5 6
TYPE A
DET S N N N N N
Peak Search
Next Peak
Next Pk Right
Next Pk Left
Marker Delta
Mkr→CF
Mkr→Ref Lvl
More
1 of 2
Ref Offset 16 dB
10 dB/div
Ref -4.00 dBm
Log
Mkr1 1.528 MHz
-78.178 dBm
-14.0
-24.0
-34.0
-44.0
-54.0
-64.0
-74.0
-84.0
-94.0
1
Start 9 kHz
#Res BW 100 kHz
VBW 100 kHz
Stop 10.000 MHz
Sweep 5.000 ms (1001 pts)
MSG
STATUS
DC Coupled