Appendix A. Plots of System Performance Check

The plots are shown as follows.

Test Laboratory: Sporton International Inc. SAR/HAC Testing Lab Date: 06.07.2012

System Check_Head_835MHz_120706

DUT: D835V2 - SN: 4d091

Communication System: CW; Frequency: 835 MHz;Duty Cycle: 1:1
Medium: HSL_835_120706 Medium parameters used: f = 835 MHz; σ = 0.914 mho/m; ε_r = 41.826; ρ = 1000 kg/m^3
Ambient Temperature：23.5 ℃; Liquid Temperature：21.5 ℃

DASY5 Configuration:
- Probe: ES3DV3 - SN3270; ConvF(6.04, 6.04, 6.04); Calibrated: 12.09.2011;
- Sensor-Surface: 4mm (Mechanical Surface Detection)
- Electronics: DAE4 Sn1303; Calibrated: 10.11.2011
- Phantom: SAM2; Type: QD000P40CD; Serial: TP:1671
- Measurement SW: DASY52, Version 52.8 (1); SEMCAD X Version 14.6.5 (6469)

Pin=250mW/Area Scan (61x61x1): Measurement grid: dx=15mm, dy=15mm
Maximum value of SAR (interpolated) = 2.66 mW/g

Pin=250mW/Zoom Scan (7x7x7)/Cube 0: Measurement grid: dx=5mm, dy=5mm, dz=5mm
Reference Value = 54.148 V/m; Power Drift = 0.01 dB
Peak SAR (extrapolated) = 3.748 mW/g
SAR(1 g) = 2.47 mW/g; SAR(10 g) = 1.62 mW/g
Maximum value of SAR (measured) = 2.67 mW/g

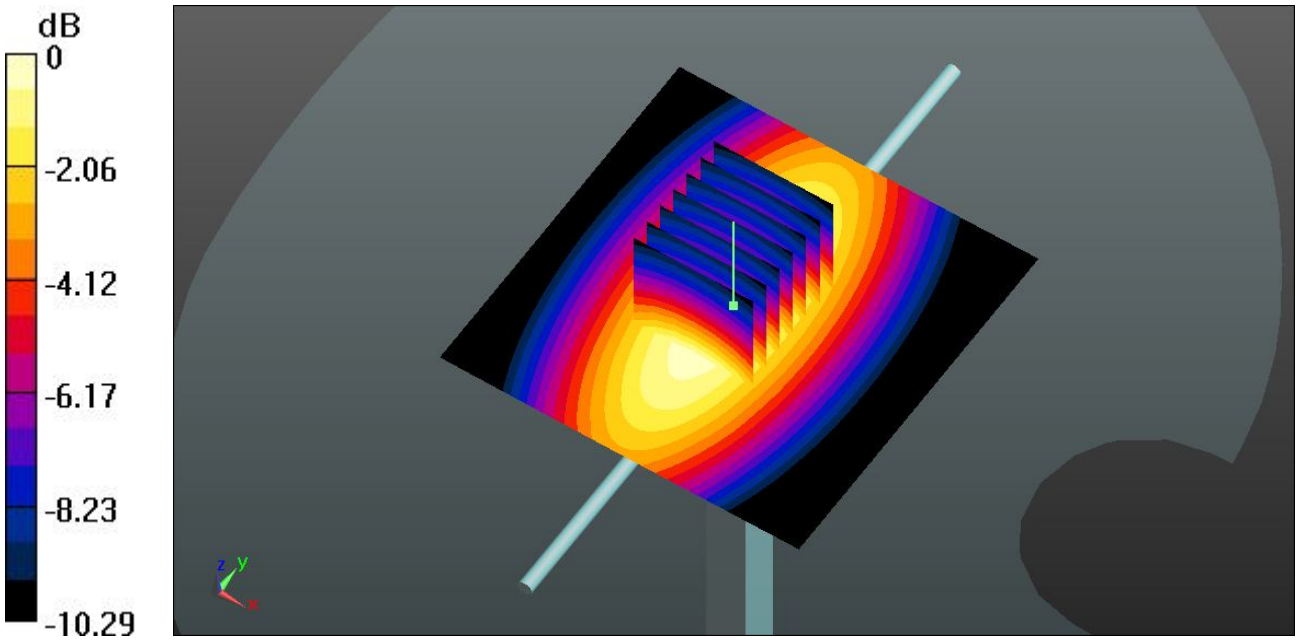

0 dB = 2.67 mW/g = 8.53 dB mW/g

Test Laboratory: Sporton International Inc. SAR/HAC Testing Lab Date: 09.07.2012

System Check_Body_835MHz_120709

DUT: D835V2 - SN: 4d091

Communication System: CW; Frequency: 835 MHz;Duty Cycle: 1:1
Medium: MSL_835_120709 Medium parameters used: f = 835 MHz; σ = 0.97 mho/m; ε_r = 56.499; ρ = 1000 kg/m^3
Ambient Temperature：23.4 ℃; Liquid Temperature：21.4 ℃

DASY5 Configuration:
- Probe: ES3DV3 - SN3270; ConvF(6.16, 6.16, 6.16); Calibrated: 12.09.2011;
- Sensor-Surface: 4mm (Mechanical Surface Detection)
- Electronics: DAE4 Sn1303; Calibrated: 10.11.2011
- Phantom: SAM2; Type: QD000P40CD; Serial: TP:1671
- Measurement SW: DASY52, Version 52.8 (1); SEMCAD X Version 14.6.5 (6469)

Pin=250mW/Area Scan (61x61x1): Measurement grid: dx=15mm, dy=15mm
Maximum value of SAR (interpolated) = 2.53 mW/g

Pin=250mW/Zoom Scan (7x7x7)/Cube 0: Measurement grid: dx=5mm, dy=5mm, dz=5mm
Reference Value = 51.083 V/m; Power Drift = 0.02 dB
Peak SAR (extrapolated) = 3.541 mW/g
SAR(1 g) = 2.35 mW/g; SAR(10 g) = 1.53 mW/g
Maximum value of SAR (measured) = 2.53 mW/g

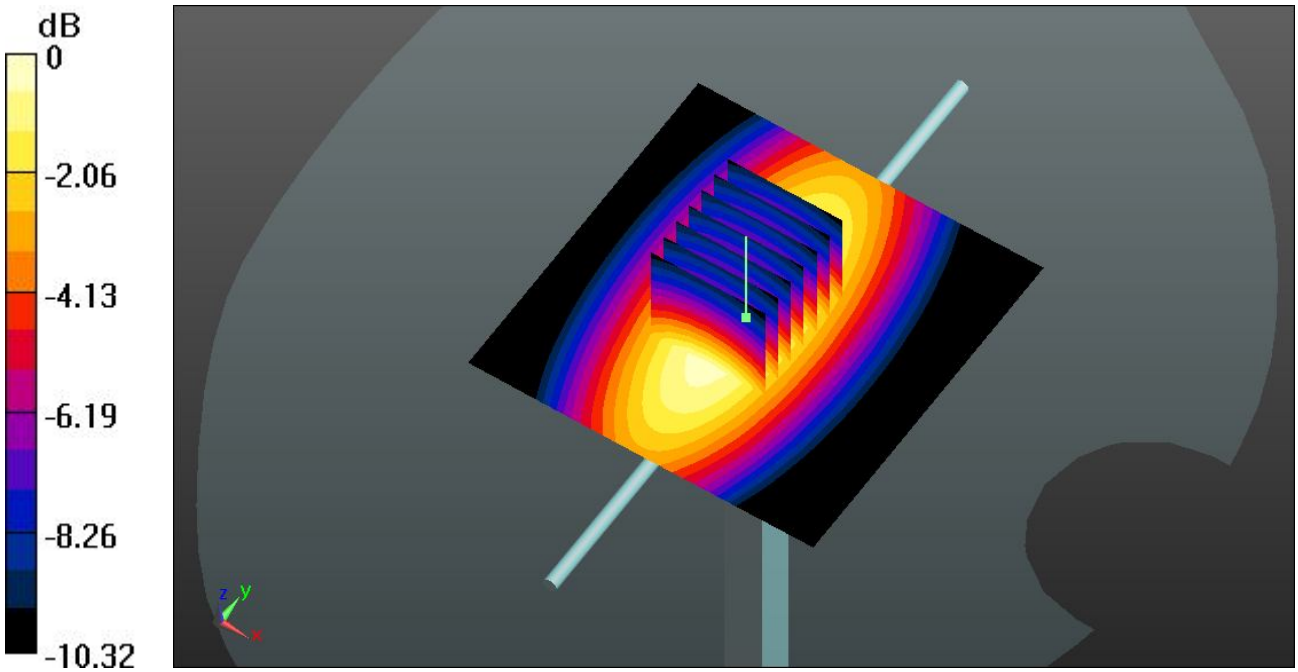

0 dB = 2.53 mW/g = 8.06 dB mW/g

Test Laboratory: Sporton International Inc. SAR/HAC Testing Lab Date: 09.07.2012

System Check_Head_1750MHz_121709

DUT: D1750V2 - SN: 1023

Communication System: CW; Frequency: 1750 MHz;Duty Cycle: 1:1
Medium: HSL_1750_120709 Medium parameters used: f = 1750 MHz; σ = 1.378 mho/m; ε_r = 40.204; ρ = 1000 kg/m^3
Ambient Temperature：23.3 ℃; Liquid Temperature：21.3 ℃

DASY5 Configuration:
- Probe: ES3DV3 - SN3270; ConvF(5.32, 5.32, 5.32); Calibrated: 12.09.2011;
- Sensor-Surface: 4mm (Mechanical Surface Detection)
- Electronics: DAE4 Sn1303; Calibrated: 10.11.2011
- Phantom: SAM2; Type: QD000P40CD; Serial: TP:1671
- Measurement SW: DASY52, Version 52.8 (1); SEMCAD X Version 14.6.5 (6469)

Pin=250mW/Area Scan (61x61x1): Measurement grid: dx=15mm, dy=15mm
Maximum value of SAR (interpolated) = 11.4 mW/g

Pin=250mW/Zoom Scan (7x7x7)/Cube 0: Measurement grid: dx=5mm, dy=5mm, dz=5mm
Reference Value = 88.738 V/m; Power Drift = 0.03 dB
Peak SAR (extrapolated) = 17.740 mW/g
SAR(1 g) = 9.5 mW/g; SAR(10 g) = 4.96 mW/g
Maximum value of SAR (measured) = 10.8 mW/g

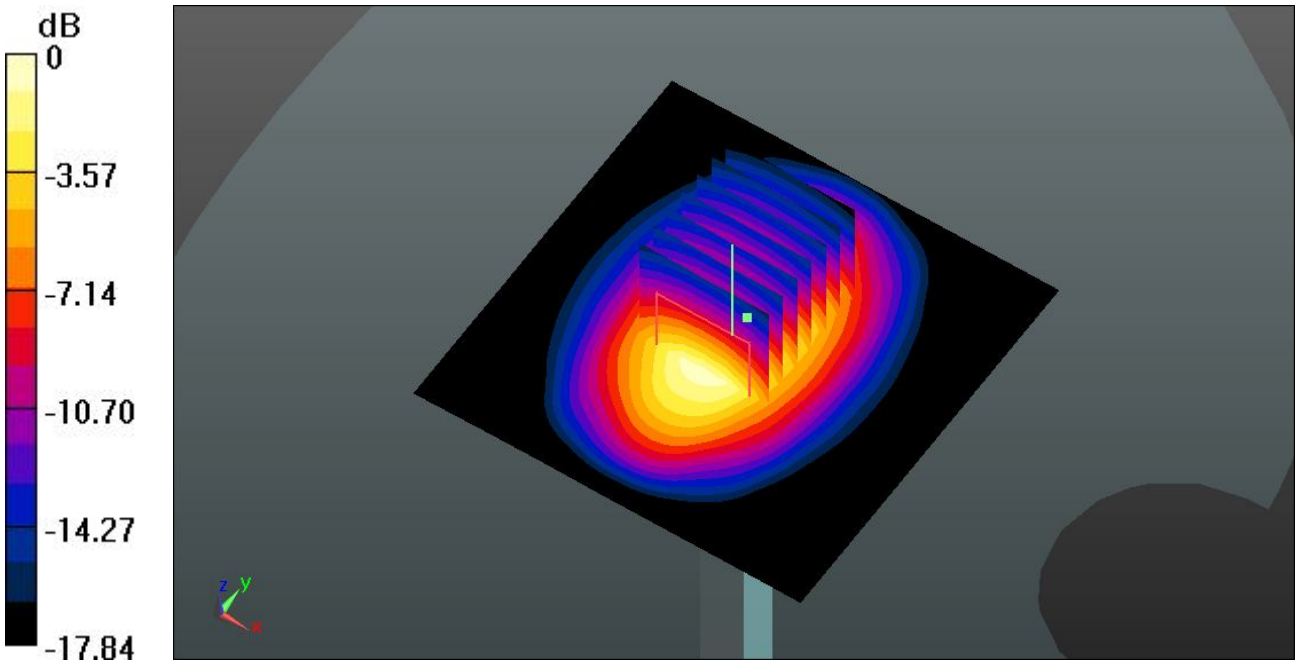

0 dB = 10.8 mW/g = 20.67 dB mW/g

Test Laboratory: Sporton International Inc. SAR/HAC Testing Lab Date: 06.07.2012

System Check_Body_1750MHz_120706

DUT: D1750V2 - SN: 1023

Communication System: CW; Frequency: 1750 MHz;Duty Cycle: 1:1
Medium: MSL_1750_120706 Medium parameters used: f = 1750 MHz; σ = 1.512 mho/m; ε_r = 55.273; ρ = 1000 kg/m^3
Ambient Temperature：23.5 ℃; Liquid Temperature：21.5 ℃

DASY5 Configuration:
- Probe: ES3DV3 - SN3270; ConvF(4.87, 4.87, 4.87); Calibrated: 12.09.2011;
- Sensor-Surface: 4mm (Mechanical Surface Detection)
- Electronics: DAE4 Sn1303; Calibrated: 10.11.2011
- Phantom: SAM2; Type: QD000P40CD; Serial: TP:1671
- Measurement SW: DASY52, Version 52.8 (1); SEMCAD X Version 14.6.5 (6469)

Pin=250mW/Area Scan (61x61x1): Measurement grid: dx=15mm, dy=15mm
Maximum value of SAR (interpolated) = 11.5 mW/g

Pin=250mW/Zoom Scan (7x7x7)/Cube 0: Measurement grid: dx=5mm, dy=5mm, dz=5mm
Reference Value = 85.908 V/m; Power Drift = 0.07 dB
Peak SAR (extrapolated) = 17.662 mW/g
SAR(1 g) = 9.61 mW/g; SAR(10 g) = 5.01 mW/g
Maximum value of SAR (measured) = 10.9 mW/g

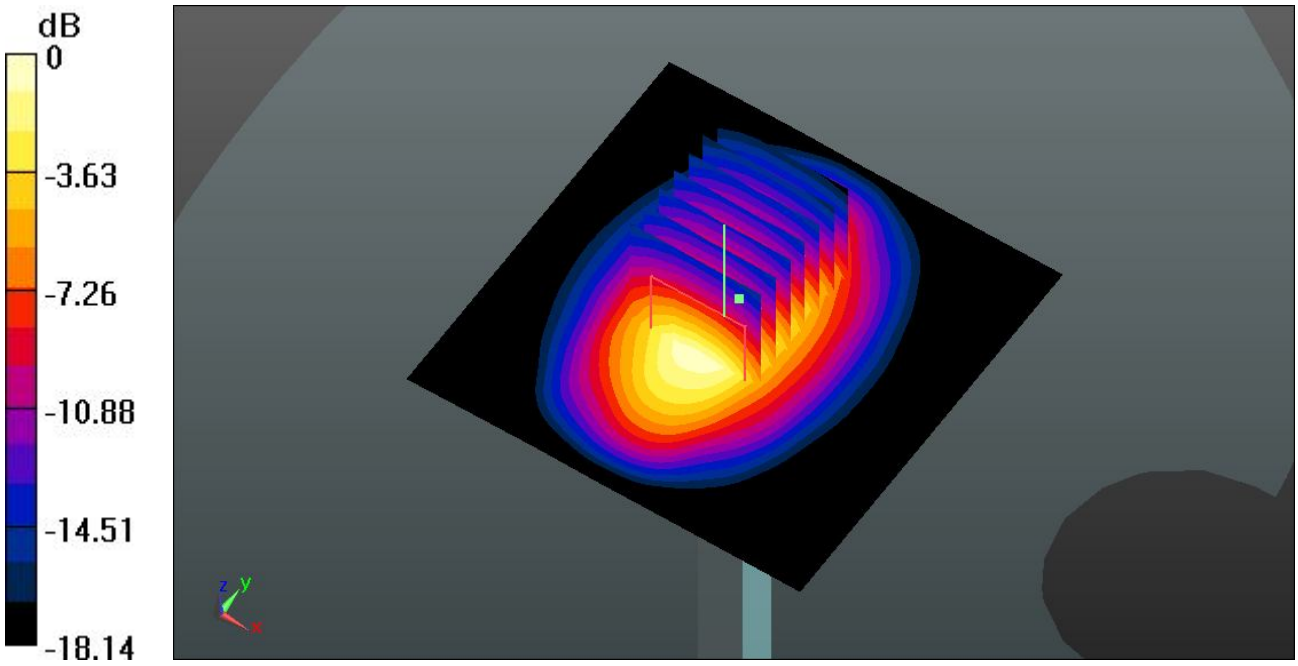

0 dB = 10.9 mW/g = 20.75 dB mW/g

Test Laboratory: Sporton International Inc. SAR/HAC Testing Lab Date: 09.07.2012

System Check_Head_1900MHz_120709

DUT: D1900V2 - SN: 5d118

Communication System: CW; Frequency: 1900 MHz;Duty Cycle: 1:1
Medium: HSL_1900_120709 Medium parameters used: f = 1900 MHz; σ = 1.427 mho/m; ε_r = 41.191; ρ = 1000 kg/m^3
Ambient Temperature：23.6 ℃; Liquid Temperature：21.6 ℃

DASY5 Configuration:
- Probe: ES3DV3 - SN3270; ConvF(5.14, 5.14, 5.14); Calibrated: 12.09.2011;
- Sensor-Surface: 4mm (Mechanical Surface Detection)
- Electronics: DAE4 Sn1303; Calibrated: 10.11.2011
- Phantom: SAM1; Type: QD000P40CD; Serial: TP:1670
- Measurement SW: DASY52, Version 52.8 (1); SEMCAD X Version 14.6.5 (6469)

Pin=250mW/Area Scan (61x61x1): Measurement grid: dx=15mm, dy=15mm
Maximum value of SAR (interpolated) = 10.8 mW/g

Pin=250mW/Zoom Scan (7x7x7)/Cube 0: Measurement grid: dx=5mm, dy=5mm, dz=5mm
Reference Value = 87.965 V/m; Power Drift = 0.04 dB
Peak SAR (extrapolated) = 17.840 mW/g
SAR(1 g) = 9.62 mW/g; SAR(10 g) = 5 mW/g
Maximum value of SAR (measured) = 10.8 mW/g

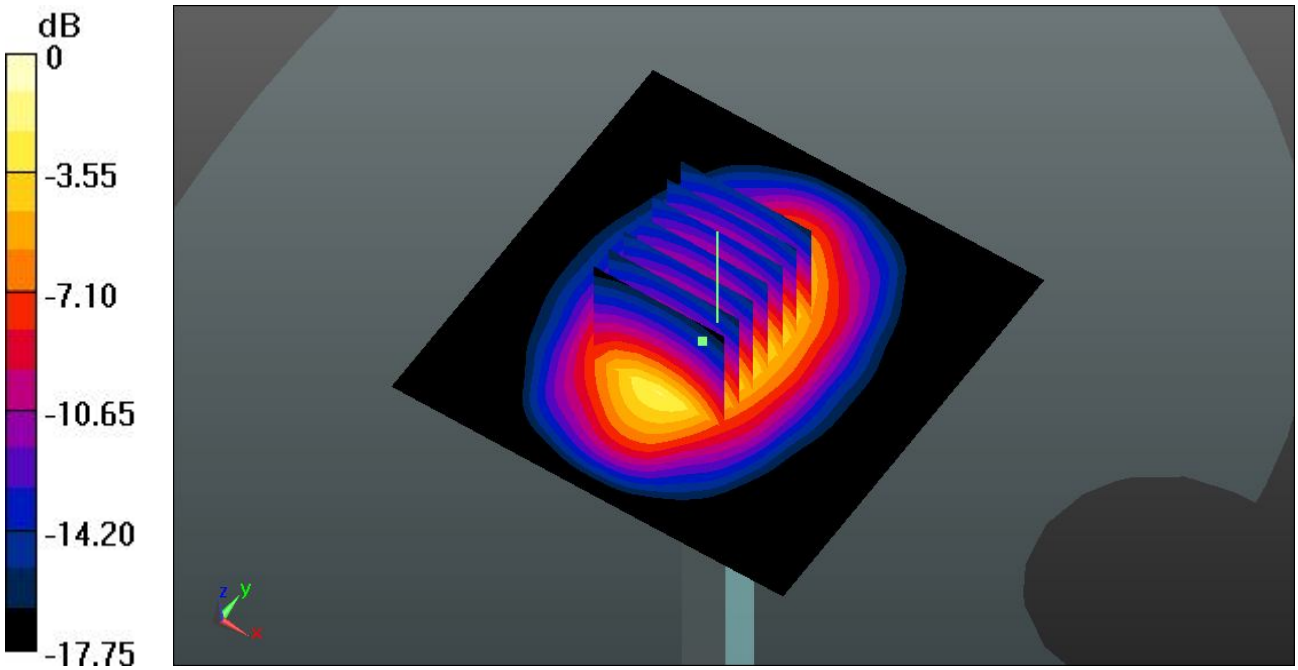

0 dB = 10.8 mW/g = 20.67 dB mW/g

Test Laboratory: Sporton International Inc. SAR/HAC Testing Lab Date: 06.07.2012

System Check_Body_1900MHz_120706

DUT: D1900V2 - SN: 5d118

Communication System: CW; Frequency: 1900 MHz;Duty Cycle: 1:1
Medium: MSL_1900_120706 Medium parameters used: f = 1900 MHz; σ = 1.519 mho/m; ε_r = 53.569; ρ = 1000 kg/m^3
Ambient Temperature：23.2 ℃; Liquid Temperature：21.7 ℃

DASY5 Configuration:
- Probe: ES3DV3 - SN3270; ConvF(4.64, 4.64, 4.64); Calibrated: 12.09.2011;
- Sensor-Surface: 4mm (Mechanical Surface Detection)
- Electronics: DAE4 Sn1303; Calibrated: 10.11.2011
- Phantom: SAM2; Type: QD000P40CD; Serial: TP:1671
- Measurement SW: DASY52, Version 52.8 (1); SEMCAD X Version 14.6.5 (6469)

Pin=250mW/Area Scan (61x61x1): Measurement grid: dx=15mm, dy=15mm
Maximum value of SAR (interpolated) = 12.4 mW/g

Pin=250mW/Zoom Scan (7x7x7)/Cube 0: Measurement grid: dx=5mm, dy=5mm, dz=5mm
Reference Value = 88.882 V/m; Power Drift = 0.01 dB
Peak SAR (extrapolated) = 19.317 mW/g
SAR(1 g) = 10.6 mW/g; SAR(10 g) = 5.5 mW/g
Maximum value of SAR (measured) = 11.9 mW/g

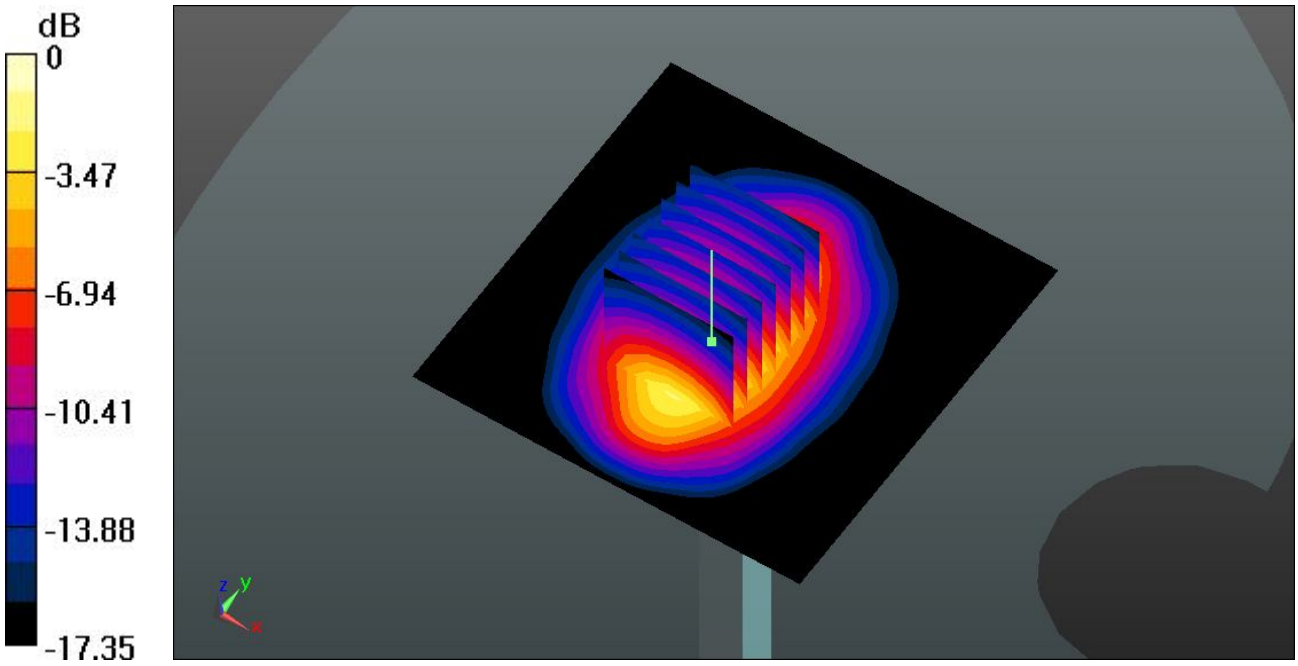

0 dB = 11.9 mW/g = 21.51 dB mW/g

Test Laboratory: Sporton International Inc. SAR/HAC Testing Lab Date: 18.07.2012

System Check_Head_2450MHz_120718

DUT: D2450V2 - SN: 736

Communication System: CW; Frequency: 2450 MHz;Duty Cycle: 1:1
Medium: HSL_2450_120718 Medium parameters used: f = 2450 MHz; σ = 1.861 mho/m; ε_r = 39.575; ρ = 1000 kg/m^3
Ambient Temperature：23.7 ℃; Liquid Temperature：21.7 ℃

DASY5 Configuration:
- Probe: EX3DV4 - SN3697; ConvF(6.67, 6.67, 6.67); Calibrated: 02.09.2011;
- Sensor-Surface: 4mm (Mechanical Surface Detection)
- Electronics: DAE4 Sn1210; Calibrated: 18.11.2011
- Phantom: SAM1; Type: SAM; Serial: TP-1479
- Measurement SW: DASY52, Version 52.8 (0); SEMCAD X Version 14.6.5 (6469)

Pin=250mW/Area Scan (61x61x1): Measurement grid: dx=15mm, dy=15mm
Maximum value of SAR (interpolated) = 15.1 mW/g

Pin=250mW/Zoom Scan (7x7x7)/Cube 0: Measurement grid: dx=5mm, dy=5mm, dz=5mm
Reference Value = 90.054 V/m; Power Drift = -0.05 dB
Peak SAR (extrapolated) = 28.712 mW/g
SAR(1 g) = 13.2 mW/g; SAR(10 g) = 6.06 mW/g
Maximum value of SAR (measured) = 15.0 mW/g

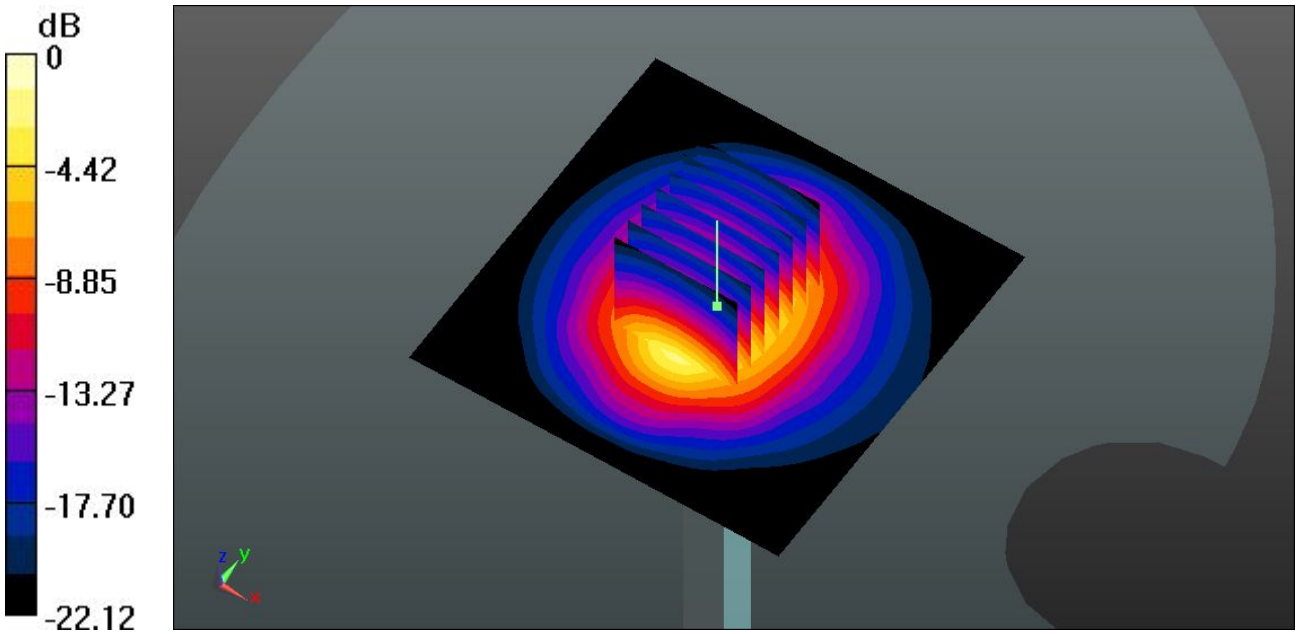

0 dB = 15.0 mW/g = 23.52 dB mW/g

Test Laboratory: Sporton International Inc. SAR/HAC Testing Lab Date: 18.07.2012

System Check_Body_2450MHz_120718

DUT: D2450V2 - SN: 736

Communication System: CW; Frequency: 2450 MHz;Duty Cycle: 1:1
Medium: MSL_2450_120718 Medium parameters used: f = 2450 MHz; σ = 1.949 mho/m; ε_r = 53.894; ρ = 1000 kg/m^3
Ambient Temperature：23.4 ℃; Liquid Temperature：21.3 ℃

DASY5 Configuration:
- Probe: EX3DV4 - SN3697; ConvF(6.73, 6.73, 6.73); Calibrated: 02.09.2011;
- Sensor-Surface: 4mm (Mechanical Surface Detection)
- Electronics: DAE4 Sn1210; Calibrated: 18.11.2011
- Phantom: SAM2; Type: SAM; Serial: TP-1477
- Measurement SW: DASY52, Version 52.8 (0); SEMCAD X Version 14.6.5 (6469)

Pin=250mW/Area Scan (91x91x1): Measurement grid: dx=10mm, dy=10mm
Maximum value of SAR (interpolated) = 15.8 mW/g

Pin=250mW/Zoom Scan (7x7x7)/Cube 0: Measurement grid: dx=5mm, dy=5mm, dz=5mm
Reference Value = 88.365 V/m; Power Drift = -0.02 dB
Peak SAR (extrapolated) = 26.805 mW/g
SAR(1 g) = 13.3 mW/g; SAR(10 g) = 6.15 mW/g
Maximum value of SAR (measured) = 15.1 mW/g

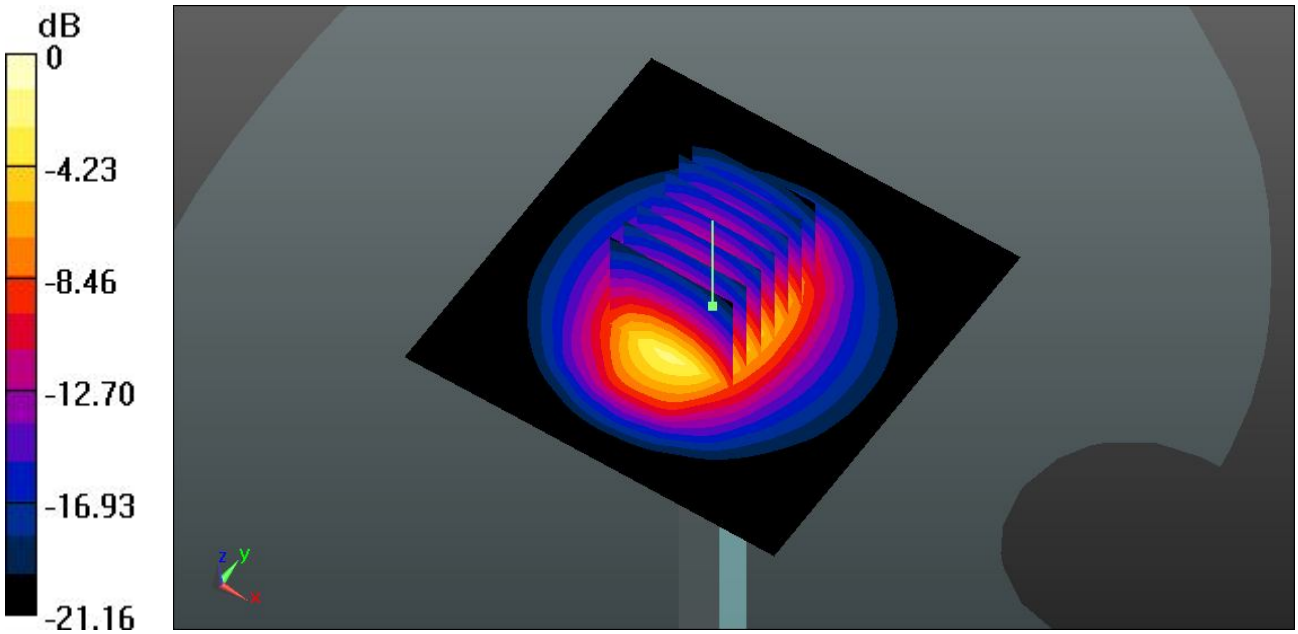

0 dB = 15.1 mW/g = 23.58 dB mW/g

Appendix B. Plots of SAR Measurement

The plots are shown as follows.

Test Laboratory: Sporton International Inc. SAR/HAC Testing Lab Date: 06.07.2012

07 CDMA2000 BC0_RC3 SO55_Left Cheek_Ch777

DUT: 220101-01

Communication System: CDMA2000; Frequency: 848.31 MHz;Duty Cycle: 1:1
Medium: HSL_835_120706 Medium parameters used: f = 848.5 MHz; σ = 0.925 mho/m; ε_r = 41.681; ρ = 1000 kg/m^3
Ambient Temperature：23.5 ℃; Liquid Temperature：21.5 ℃

DASY5 Configuration:
- Probe: ES3DV3 - SN3270; ConvF(6.04, 6.04, 6.04); Calibrated: 12.09.2011;
- Sensor-Surface: 4mm (Mechanical Surface Detection)
- Electronics: DAE4 Sn1303; Calibrated: 10.11.2011
- Phantom: SAM2; Type: QD000P40CD; Serial: TP:1671
- Measurement SW: DASY52, Version 52.8 (1); SEMCAD X Version 14.6.5 (6469)

Ch777/Area Scan (61x101x1): Measurement grid: dx=15mm, dy=15mm
Maximum value of SAR (interpolated) = 0.779 mW/g

Ch777/Zoom Scan (5x5x7)/Cube 0: Measurement grid: dx=8mm, dy=8mm, dz=5mm
Reference Value = 11.279 V/m; Power Drift = -0.03 dB
Peak SAR (extrapolated) = 0.928 mW/g
SAR(1 g) = 0.757 mW/g; SAR(10 g) = 0.585 mW/g
Maximum value of SAR (measured) = 0.800 mW/g

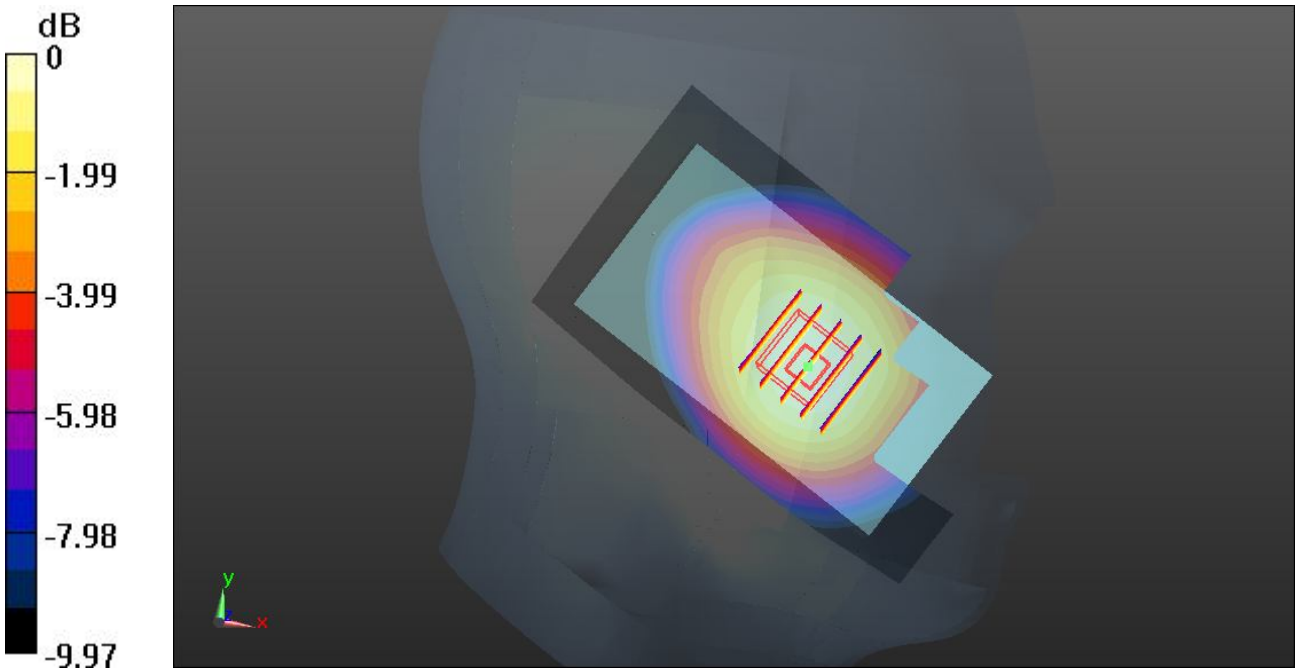

0 dB = 0.800 mW/g = -1.94 dB mW/g

Test Laboratory: Sporton International Inc. SAR/HAC Testing Lab Date: 06.07.2012

07 CDMA2000 BC0_RC3 SO55_Left Cheek_Ch777_2D

DUT: 220101-01

Communication System: CDMA2000; Frequency: 848.31 MHz;Duty Cycle: 1:1
Medium: HSL_835_120706 Medium parameters used: f = 848.5 MHz; σ = 0.925 mho/m; ε_r = 41.681; ρ = 1000 kg/m^3
Ambient Temperature：23.5 ℃; Liquid Temperature：21.5 ℃

DASY5 Configuration:
- Probe: ES3DV3 - SN3270; ConvF(6.04, 6.04, 6.04); Calibrated: 12.09.2011;
- Sensor-Surface: 4mm (Mechanical Surface Detection)
- Electronics: DAE4 Sn1303; Calibrated: 10.11.2011
- Phantom: SAM2; Type: QD000P40CD; Serial: TP:1671
- Measurement SW: DASY52, Version 52.8 (1); SEMCAD X Version 14.6.5 (6469)

Ch777/Area Scan (61x101x1): Measurement grid: dx=15mm, dy=15mm
Maximum value of SAR (interpolated) = 0.779 mW/g

Ch777/Zoom Scan (5x5x7)/Cube 0: Measurement grid: dx=8mm, dy=8mm, dz=5mm
Reference Value = 11.279 V/m; Power Drift = -0.03 dB
Peak SAR (extrapolated) = 0.928 mW/g
SAR(1 g) = 0.757 mW/g; SAR(10 g) = 0.585 mW/g
Maximum value of SAR (measured) = 0.800 mW/g

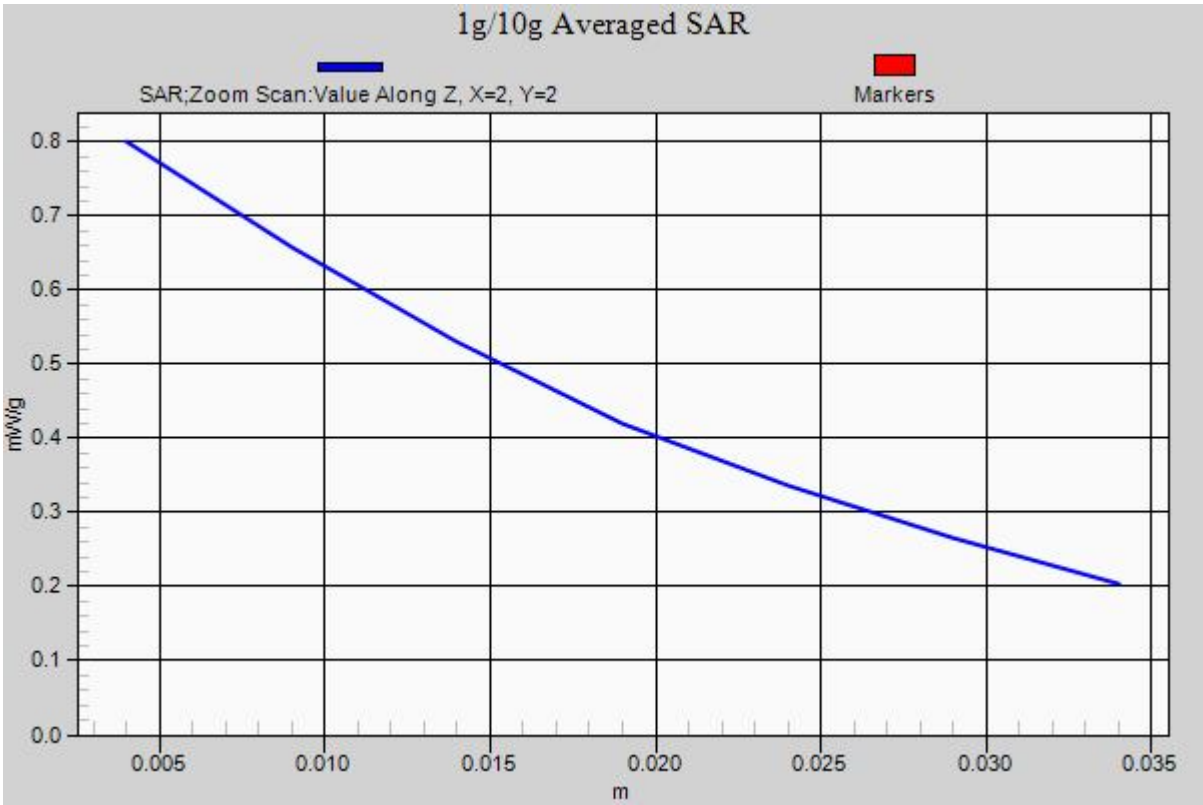

Test Laboratory: Sporton International Inc. SAR/HAC Testing Lab Date: 06.07.2012

26 CDMA2000 BC0_RC3 SO55_Left Cheek_Ch1013

DUT: 220101-01

Communication System: CDMA2000; Frequency: 824.7 MHz;Duty Cycle: 1:1
Medium: HSL_835_120706 Medium parameters used: f = 824.7 MHz; σ = 0.905 mho/m; ε_r = 41.923; ρ = 1000 kg/m^3
Ambient Temperature：23.5 ℃; Liquid Temperature：21.5 ℃

DASY5 Configuration:
- Probe: ES3DV3 - SN3270; ConvF(6.04, 6.04, 6.04); Calibrated: 12.09.2011;
- Sensor-Surface: 4mm (Mechanical Surface Detection)
- Electronics: DAE4 Sn1303; Calibrated: 10.11.2011
- Phantom: SAM2; Type: QD000P40CD; Serial: TP:1671
- Measurement SW: DASY52, Version 52.8 (1); SEMCAD X Version 14.6.5 (6469)

Ch1013/Area Scan (61x101x1): Measurement grid: dx=15mm, dy=15mm
Maximum value of SAR (interpolated) = 0.702 mW/g

Ch1013/Zoom Scan (5x5x7)/Cube 0: Measurement grid: dx=8mm, dy=8mm, dz=5mm
Reference Value = 11.383 V/m; Power Drift = -0.13 dB
Peak SAR (extrapolated) = 0.806 mW/g
SAR(1 g) = 0.674 mW/g; SAR(10 g) = 0.528 mW/g
Maximum value of SAR (measured) = 0.699 mW/g



0 dB = 0.699 mW/g = -3.11 dB mW/g

27 CDMA2000 BC0_RC3 SO55_Left Cheek_Ch384

DUT: 220101-01

Communication System: CDMA2000; Frequency: 836.52 MHz;Duty Cycle: 1:1
Medium: HSL_835_120706 Medium parameters used: f = 836.52 MHz; σ = 0.915 mho/m; ε_r = 41.816; ρ = 1000 kg/m^3
Ambient Temperature：23.5 ℃; Liquid Temperature：21.5 ℃

DASY5 Configuration:
- Probe: ES3DV3 - SN3270; ConvF(6.04, 6.04, 6.04); Calibrated: 12.09.2011;
- Sensor-Surface: 4mm (Mechanical Surface Detection)
- Electronics: DAE4 Sn1303; Calibrated: 10.11.2011
- Phantom: SAM2; Type: QD000P40CD; Serial: TP:1671
- Measurement SW: DASY52, Version 52.8 (1); SEMCAD X Version 14.6.5 (6469)

Ch384/Area Scan (61x101x1): Measurement grid: dx=15mm, dy=15mm
Maximum value of SAR (interpolated) = 0.764 mW/g

Ch384/Zoom Scan (5x5x7)/Cube 0: Measurement grid: dx=8mm, dy=8mm, dz=5mm
Reference Value = 11.472 V/m; Power Drift = 0.06 dB
Peak SAR (extrapolated) = 0.885 mW/g
SAR(1 g) = 0.735 mW/g; SAR(10 g) = 0.570 mW/g
Maximum value of SAR (measured) = 0.768 mW/g

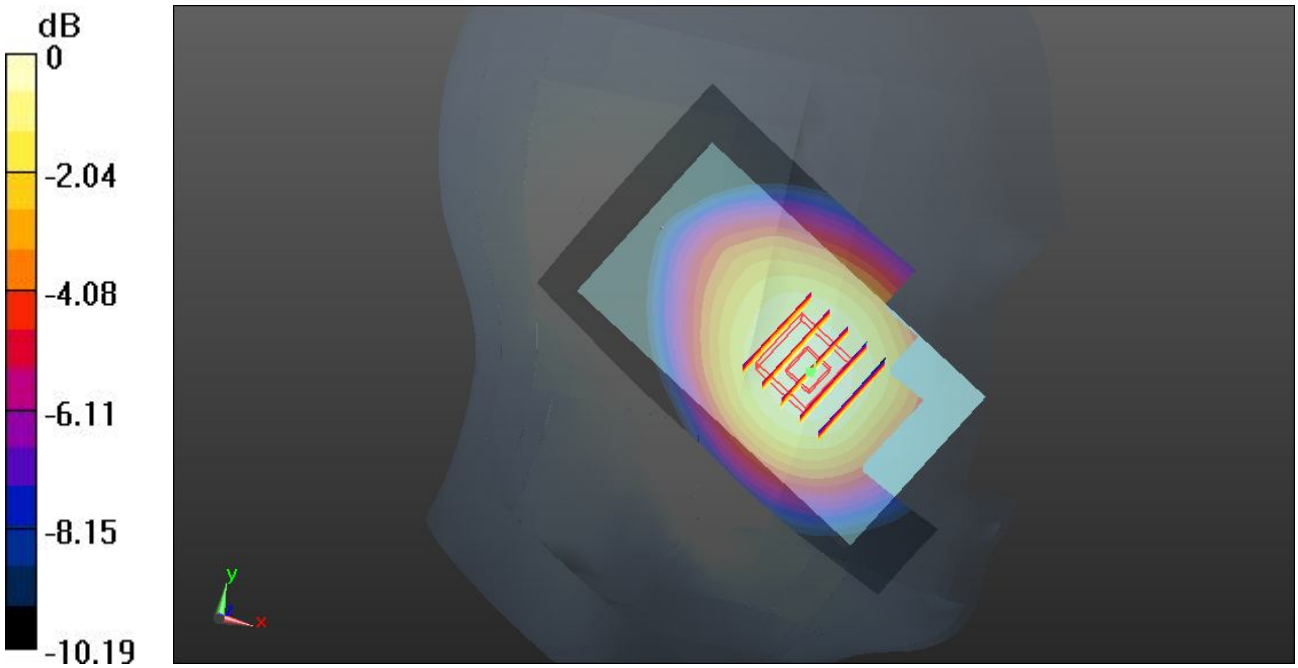

0 dB = 0.768 mW/g = -2.29 dB mW/g

Test Laboratory: Sporton International Inc. SAR/HAC Testing Lab Date: 09.07.2012

20 CDMA2000 BC15_RC3 SO55_Left Cheek_Ch425

DUT: 220101-01

Communication System: CDMA2000; Frequency: 1731.25 MHz;Duty Cycle: 1:1
Medium: HSL_1750_120709 Medium parameters used: f = 1731.25 MHz; σ = 1.36 mho/m; ε_r = 40.263; ρ = 1000 kg/m^3
Ambient Temperature：23.3 ℃; Liquid Temperature：21.3 ℃

DASY5 Configuration:
- Probe: ES3DV3 - SN3270; ConvF(5.32, 5.32, 5.32); Calibrated: 12.09.2011;
- Sensor-Surface: 4mm (Mechanical Surface Detection)
- Electronics: DAE4 Sn1303; Calibrated: 10.11.2011
- Phantom: SAM2; Type: QD000P40CD; Serial: TP:1671
- Measurement SW: DASY52, Version 52.8 (1); SEMCAD X Version 14.6.5 (6469)

Ch425/Area Scan (61x101x1): Measurement grid: dx=15mm, dy=15mm
Maximum value of SAR (interpolated) = 1.18 mW/g

Ch425/Zoom Scan (5x5x7)/Cube 0: Measurement grid: dx=8mm, dy=8mm, dz=5mm
Reference Value = 9.266 V/m; Power Drift = 0.03 dB
Peak SAR (extrapolated) = 1.599 mW/g
SAR(1 g) = 1.07 mW/g; SAR(10 g) = 0.664 mW/g
Maximum value of SAR (measured) = 1.14 mW/g



0 dB = 1.14 mW/g = 1.14 dB mW/g

Test Laboratory: Sporton International Inc. SAR/HAC Testing Lab Date: 09.07.2012

20 CDMA2000 BC15_RC3 SO55_Left Cheek_Ch425_2D

DUT: 220101-01

Communication System: CDMA2000; Frequency: 1731.25 MHz;Duty Cycle: 1:1
Medium: HSL_1750_120709 Medium parameters used: f = 1731.25 MHz; σ = 1.36 mho/m; ε_r = 40.263; ρ = 1000 kg/m^3
Ambient Temperature：23.3 ℃; Liquid Temperature：21.3 ℃

DASY5 Configuration:
- Probe: ES3DV3 - SN3270; ConvF(5.32, 5.32, 5.32); Calibrated: 12.09.2011;
- Sensor-Surface: 4mm (Mechanical Surface Detection)
- Electronics: DAE4 Sn1303; Calibrated: 10.11.2011
- Phantom: SAM2; Type: QD000P40CD; Serial: TP:1671
- Measurement SW: DASY52, Version 52.8 (1); SEMCAD X Version 14.6.5 (6469)

Ch425/Area Scan (61x101x1): Measurement grid: dx=15mm, dy=15mm
Maximum value of SAR (interpolated) = 1.18 mW/g

Ch425/Zoom Scan (5x5x7)/Cube 0: Measurement grid: dx=8mm, dy=8mm, dz=5mm
Reference Value = 9.266 V/m; Power Drift = 0.03 dB
Peak SAR (extrapolated) = 1.599 mW/g
SAR(1 g) = 1.07 mW/g; SAR(10 g) = 0.664 mW/g
Maximum value of SAR (measured) = 1.14 mW/g

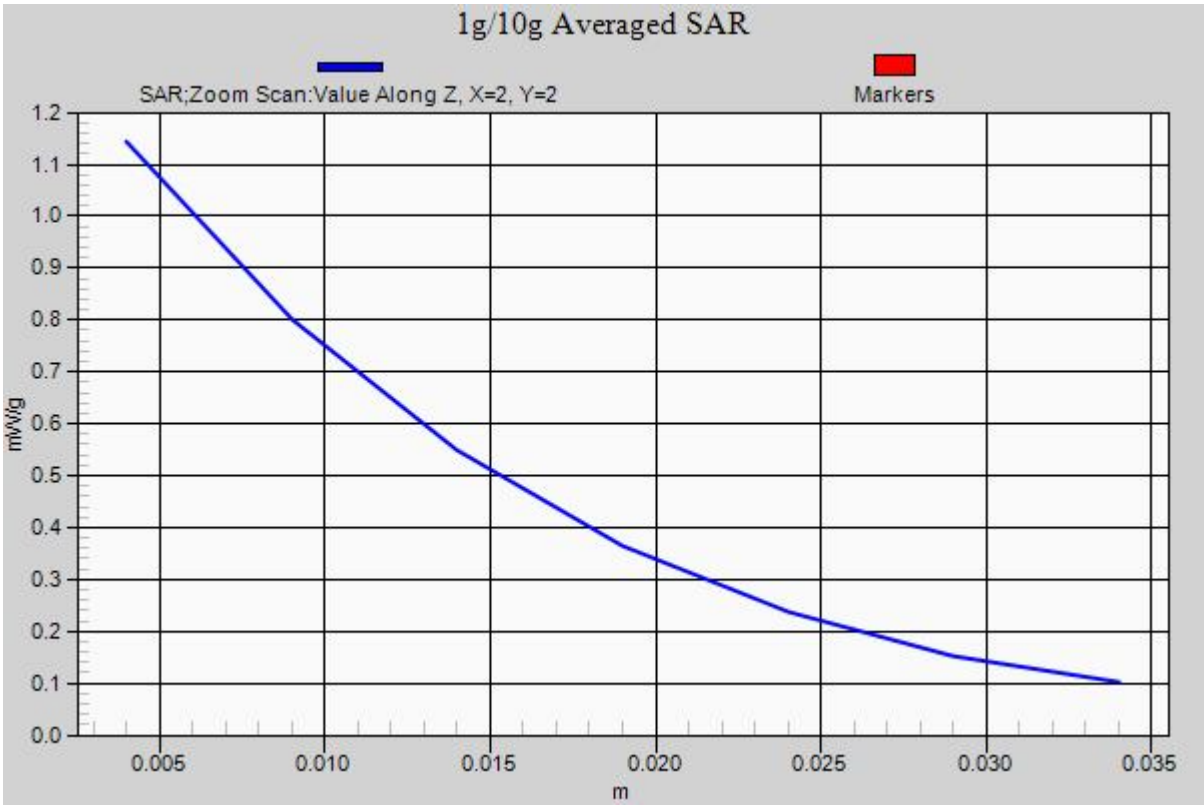

Test Laboratory: Sporton International Inc. SAR/HAC Testing Lab Date: 09.07.2012

21 CDMA2000 BC15_RC3 SO55_Left Cheek_Ch25

DUT: 220101-01

Communication System: CDMA2000; Frequency: 1711.25 MHz;Duty Cycle: 1:1
Medium: HSL_1750_120709 Medium parameters used: f = 1711.25 MHz; σ = 1.339 mho/m; ε_r = 40.319; ρ = 1000 kg/m^3
Ambient Temperature：23.3 ℃; Liquid Temperature：21.3 ℃

DASY5 Configuration:
- Probe: ES3DV3 - SN3270; ConvF(5.32, 5.32, 5.32); Calibrated: 12.09.2011;
- Sensor-Surface: 4mm (Mechanical Surface Detection)
- Electronics: DAE4 Sn1303; Calibrated: 10.11.2011
- Phantom: SAM2; Type: QD000P40CD; Serial: TP:1671
- Measurement SW: DASY52, Version 52.8 (1); SEMCAD X Version 14.6.5 (6469)

Ch25/Area Scan (61x101x1): Measurement grid: dx=15mm, dy=15mm
Maximum value of SAR (interpolated) = 1.01 mW/g

Ch25/Zoom Scan (5x5x7)/Cube 0: Measurement grid: dx=8mm, dy=8mm, dz=5mm
Reference Value = 8.699 V/m; Power Drift = -0.04 dB
Peak SAR (extrapolated) = 1.393 mW/g
SAR(1 g) = 0.928 mW/g; SAR(10 g) = 0.574 mW/g
Maximum value of SAR (measured) = 0.986 mW/g

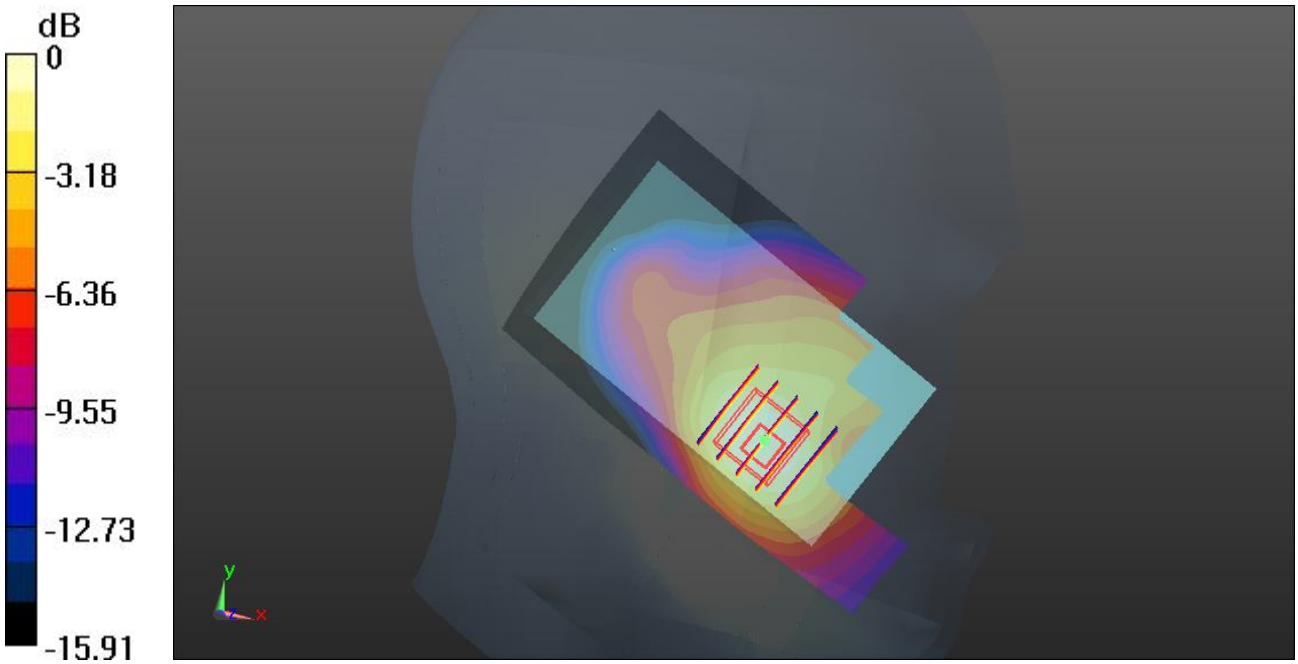

0 dB = 0.986 mW/g = -0.12 dB mW/g

Test Laboratory: Sporton International Inc. SAR/HAC Testing Lab Date: 09.07.2012

22 CDMA2000 BC15_RC3 SO55_Left Cheek_Ch875

DUT: 220101-01

Communication System: CDMA2000; Frequency: 1753.75 MHz;Duty Cycle: 1:1
Medium: HSL_1750_120709 Medium parameters used: f = 1754 MHz; σ = 1.382 mho/m; ε_r = 40.188; ρ = 1000 kg/m^3
Ambient Temperature：23.3 ℃; Liquid Temperature：21.3 ℃

DASY5 Configuration:
- Probe: ES3DV3 - SN3270; ConvF(5.32, 5.32, 5.32); Calibrated: 12.09.2011;
- Sensor-Surface: 4mm (Mechanical Surface Detection)
- Electronics: DAE4 Sn1303; Calibrated: 10.11.2011
- Phantom: SAM2; Type: QD000P40CD; Serial: TP:1671
- Measurement SW: DASY52, Version 52.8 (1); SEMCAD X Version 14.6.5 (6469)

Ch875/Area Scan (61x101x1): Measurement grid: dx=15mm, dy=15mm
Maximum value of SAR (interpolated) = 0.869 mW/g

Ch875/Zoom Scan (5x5x7)/Cube 0: Measurement grid: dx=8mm, dy=8mm, dz=5mm
Reference Value = 7.587 V/m; Power Drift = 0.06 dB
Peak SAR (extrapolated) = 1.184 mW/g
SAR(1 g) = 0.787 mW/g; SAR(10 g) = 0.481 mW/g
Maximum value of SAR (measured) = 0.836 mW/g



0 dB = 0.836 mW/g = -1.56 dB mW/g

Test Laboratory: Sporton International Inc. SAR/HAC Testing Lab Date: 09.07.2012

23 CDMA2000 BC1_RC3 SO55_Left Cheek_Ch25

DUT: 220101-01

Communication System: CDMA2000; Frequency: 1851.25 MHz;Duty Cycle: 1:1
Medium: HSL_1900_120709 Medium parameters used: f = 1851.25 MHz; σ = 1.366 mho/m; ε_r = 41.26; ρ = 1000 kg/m^3
Ambient Temperature：23.6 ℃; Liquid Temperature：21.6 ℃

DASY5 Configuration:
- Probe: ES3DV3 - SN3270; ConvF(5.14, 5.14, 5.14); Calibrated: 12.09.2011;
- Sensor-Surface: 4mm (Mechanical Surface Detection)
- Electronics: DAE4 Sn1303; Calibrated: 10.11.2011
- Phantom: SAM1; Type: QD000P40CD; Serial: TP:1670
- Measurement SW: DASY52, Version 52.8 (1); SEMCAD X Version 14.6.5 (6469)

Ch25/Area Scan (61x101x1): Measurement grid: dx=15mm, dy=15mm
Maximum value of SAR (interpolated) = 0.873 mW/g

Ch25/Zoom Scan (5x5x7)/Cube 0: Measurement grid: dx=8mm, dy=8mm, dz=5mm
Reference Value = 6.644 V/m; Power Drift = -0.07 dB
Peak SAR (extrapolated) = 1.211 mW/g
SAR(1 g) = 0.814 mW/g; SAR(10 g) = 0.501 mW/g
Maximum value of SAR (measured) = 0.871 mW/g



0 dB = 0.871 mW/g = -1.20 dB mW/g

Test Laboratory: Sporton International Inc. SAR/HAC Testing Lab Date: 09.07.2012

23 CDMA2000 BC1_RC3 SO55_Left Cheek_Ch25_2D

DUT: 220101-01

Communication System: CDMA2000; Frequency: 1851.25 MHz;Duty Cycle: 1:1
Medium: HSL_1900_120709 Medium parameters used: f = 1851.25 MHz; σ = 1.366 mho/m; ε_r = 41.26; ρ = 1000 kg/m^3
Ambient Temperature：23.6 ℃; Liquid Temperature：21.6 ℃

DASY5 Configuration:
- Probe: ES3DV3 - SN3270; ConvF(5.14, 5.14, 5.14); Calibrated: 12.09.2011;
- Sensor-Surface: 4mm (Mechanical Surface Detection)
- Electronics: DAE4 Sn1303; Calibrated: 10.11.2011
- Phantom: SAM1; Type: QD000P40CD; Serial: TP:1670
- Measurement SW: DASY52, Version 52.8 (1); SEMCAD X Version 14.6.5 (6469)

Ch25/Area Scan (61x101x1): Measurement grid: dx=15mm, dy=15mm
Maximum value of SAR (interpolated) = 0.873 mW/g

Ch25/Zoom Scan (5x5x7)/Cube 0: Measurement grid: dx=8mm, dy=8mm, dz=5mm
Reference Value = 6.644 V/m; Power Drift = -0.07 dB
Peak SAR (extrapolated) = 1.211 mW/g
SAR(1 g) = 0.814 mW/g; SAR(10 g) = 0.501 mW/g
Maximum value of SAR (measured) = 0.871 mW/g

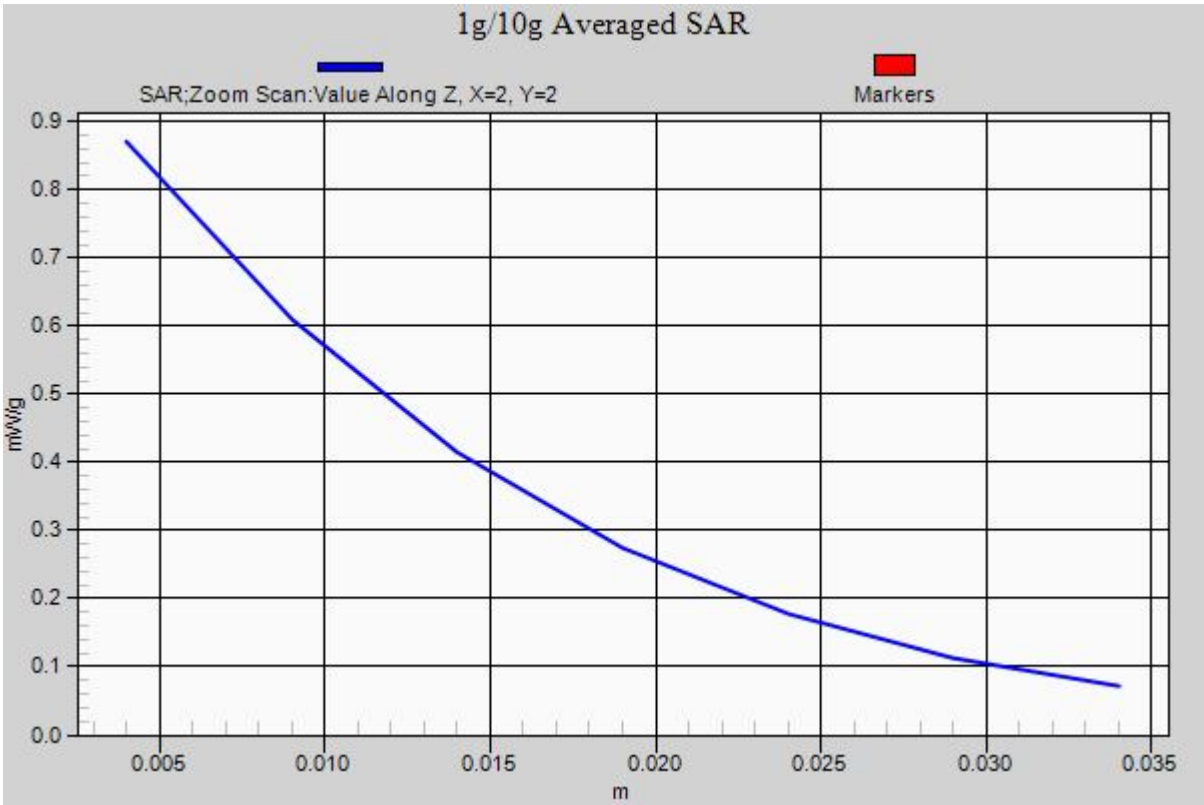

Test Laboratory: Sporton International Inc. SAR/HAC Testing Lab Date: 09.07.2012

24 CDMA2000 BC1_RC3 SO55_Left Cheek_Ch600

DUT: 220101-01

Communication System: CDMA2000; Frequency: 1880 MHz;Duty Cycle: 1:1
Medium: HSL_1900_120709 Medium parameters used: f = 1880 MHz; σ = 1.402 mho/m; ε_r = 41.184; ρ = 1000 kg/m^3
Ambient Temperature：23.6 ℃; Liquid Temperature：21.6 ℃

DASY5 Configuration:
- Probe: ES3DV3 - SN3270; ConvF(5.14, 5.14, 5.14); Calibrated: 12.09.2011;
- Sensor-Surface: 4mm (Mechanical Surface Detection)
- Electronics: DAE4 Sn1303; Calibrated: 10.11.2011
- Phantom: SAM1; Type: QD000P40CD; Serial: TP:1670
- Measurement SW: DASY52, Version 52.8 (1); SEMCAD X Version 14.6.5 (6469)

Ch600/Area Scan (61x101x1): Measurement grid: dx=15mm, dy=15mm
Maximum value of SAR (interpolated) = 0.812 mW/g

Ch600/Zoom Scan (5x5x7)/Cube 0: Measurement grid: dx=8mm, dy=8mm, dz=5mm
Reference Value = 6.597 V/m; Power Drift = 0.08 dB
Peak SAR (extrapolated) = 1.155 mW/g
SAR(1 g) = 0.756 mW/g; SAR(10 g) = 0.458 mW/g
Maximum value of SAR (measured) = 0.807 mW/g

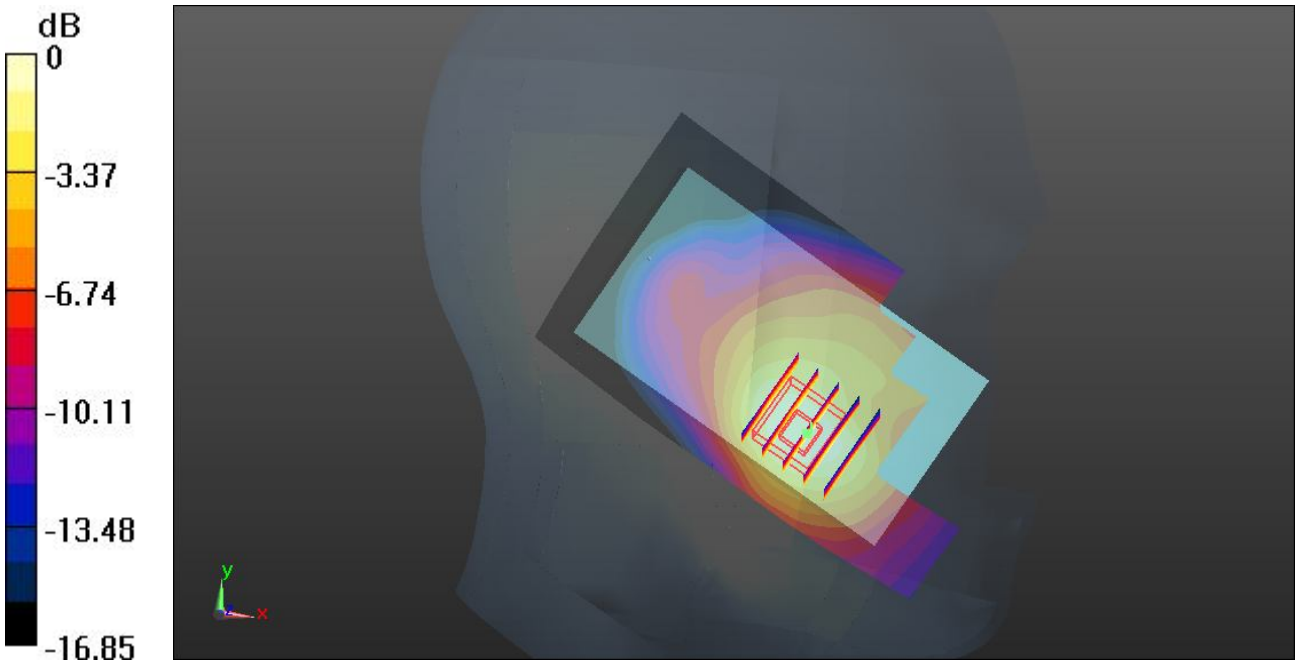

0 dB = 0.807 mW/g = -1.86 dB mW/g

Test Laboratory: Sporton International Inc. SAR/HAC Testing Lab Date: 09.07.2012

25 CDMA2000 BC1_RC3 SO55_Left Cheek_Ch1175

DUT: 220101-01

Communication System: CDMA2000; Frequency: 1908.75 MHz;Duty Cycle: 1:1
Medium: HSL_1900_120709 Medium parameters used: f = 1909 MHz; σ = 1.436 mho/m; ε_r = 41.19; ρ = 1000 kg/m^3
Ambient Temperature：23.6 ℃; Liquid Temperature：21.6 ℃

DASY5 Configuration:
- Probe: ES3DV3 - SN3270; ConvF(5.14, 5.14, 5.14); Calibrated: 12.09.2011;
- Sensor-Surface: 4mm (Mechanical Surface Detection)
- Electronics: DAE4 Sn1303; Calibrated: 10.11.2011
- Phantom: SAM1; Type: QD000P40CD; Serial: TP:1670
- Measurement SW: DASY52, Version 52.8 (1); SEMCAD X Version 14.6.5 (6469)

Ch1175/Area Scan (61x101x1): Measurement grid: dx=15mm, dy=15mm
Maximum value of SAR (interpolated) = 0.863 mW/g

Ch1175/Zoom Scan (5x5x7)/Cube 0: Measurement grid: dx=8mm, dy=8mm, dz=5mm
Reference Value = 8.386 V/m; Power Drift = -0.16 dB
Peak SAR (extrapolated) = 1.243 mW/g
SAR(1 g) = 0.809 mW/g; SAR(10 g) = 0.483 mW/g
Maximum value of SAR (measured) = 0.863 mW/g



0 dB = 0.863 mW/g = -1.28 dB mW/g

Test Laboratory: Sporton International Inc. SAR/HAC Testing Lab Date: 18.07.2012

28 802.11b_Left Cheek_Ch6

DUT: 220101-01

Communication System: WIFI; Frequency: 2437 MHz;Duty Cycle: 1:1
Medium: HSL_2450_120718 Medium parameters used: f = 2437 MHz; σ = 1.846 mho/m; ε_r = 39.627; ρ = 1000 kg/m^3
Ambient Temperature：23.7 ℃; Liquid Temperature：21.7 ℃

DASY5 Configuration:
- Probe: EX3DV4 - SN3697; ConvF(6.67, 6.67, 6.67); Calibrated: 02.09.2011;
- Sensor-Surface: 4mm (Mechanical Surface Detection)
- Electronics: DAE4 Sn1210; Calibrated: 18.11.2011
- Phantom: SAM1; Type: SAM; Serial: TP-1479
- Measurement SW: DASY52, Version 52.8 (0); SEMCAD X Version 14.6.5 (6469)

Ch6/Area Scan (71x101x1): Measurement grid: dx=15mm, dy=15mm
Maximum value of SAR (interpolated) = 0.347 mW/g

Ch6/Zoom Scan (5x5x7)/Cube 1: Measurement grid: dx=8mm, dy=8mm, dz=5mm
Reference Value = 11.850 V/m; Power Drift = 0.05 dB
Peak SAR (extrapolated) = 0.414 mW/g
SAR(1 g) = 0.322 mW/g; SAR(10 g) = 0.288 mW/g
Maximum value of SAR (measured) = 0.363 mW/g

Ch6/Zoom Scan (5x5x7)/Cube 0: Measurement grid: dx=8mm, dy=8mm, dz=5mm
Reference Value = 11.850 V/m; Power Drift = 0.05 dB
Peak SAR (extrapolated) = 0.320 mW/g
SAR(1 g) = 0.294 mW/g; SAR(10 g) = 0.276 mW/g
Maximum value of SAR (measured) = 0.320 mW/g

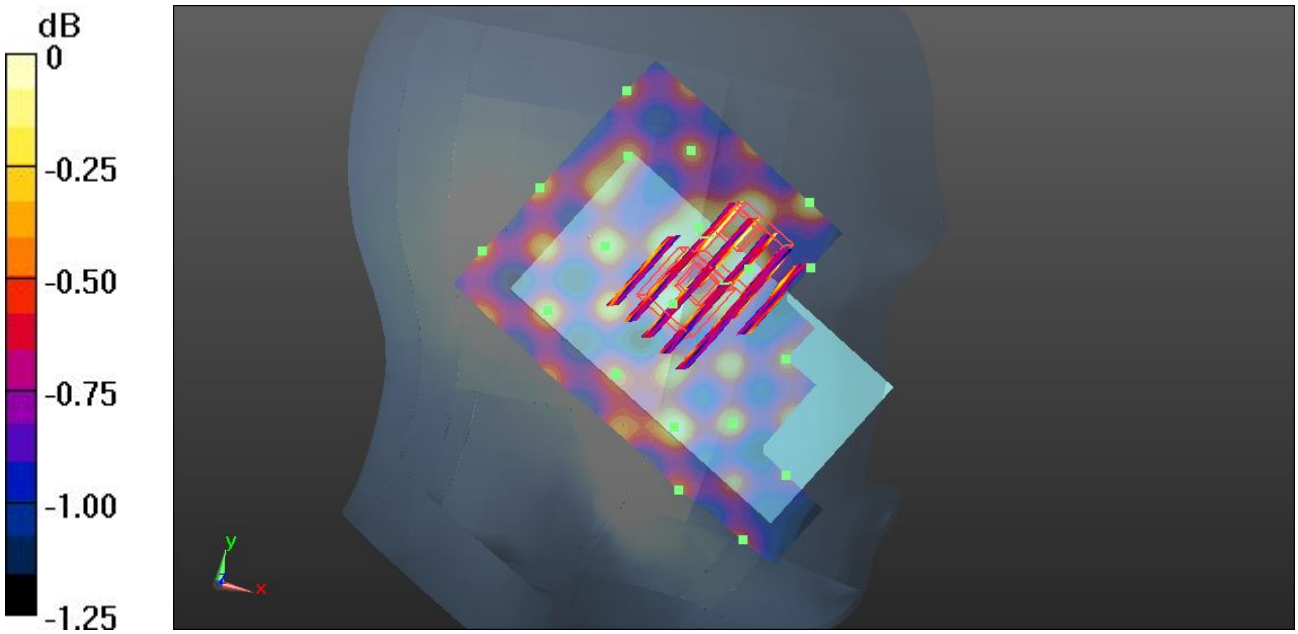

0 dB = 0.320 mW/g = -9.90 dB mW/g

Test Laboratory: Sporton International Inc. SAR/HAC Testing Lab Date: 18.07.2012

29 802.11b_Left Cheek_Ch1

DUT: 220101-01

Communication System: WIFI; Frequency: 2412 MHz;Duty Cycle: 1:1
Medium: HSL_2450_120718 Medium parameters used: f = 2412 MHz; σ = 1.817 mho/m; ε_r = 39.724; ρ = 1000 kg/m^3
Ambient Temperature：23.7 ℃; Liquid Temperature：21.7 ℃

DASY5 Configuration:
- Probe: EX3DV4 - SN3697; ConvF(6.67, 6.67, 6.67); Calibrated: 02.09.2011;
- Sensor-Surface: 4mm (Mechanical Surface Detection)
- Electronics: DAE4 Sn1210; Calibrated: 18.11.2011
- Phantom: SAM1; Type: SAM; Serial: TP-1479
- Measurement SW: DASY52, Version 52.8 (0); SEMCAD X Version 14.6.5 (6469)

Ch1/Area Scan (71x101x1): Measurement grid: dx=15mm, dy=15mm
Maximum value of SAR (interpolated) = 0.386 mW/g

Ch1/Zoom Scan (5x5x7)/Cube 1: Measurement grid: dx=8mm, dy=8mm, dz=5mm
Reference Value = 13.340 V/m; Power Drift = 0.07 dB
Peak SAR (extrapolated) = 0.446 mW/g
SAR(1 g) = 0.366 mW/g; SAR(10 g) = 0.327 mW/g
Maximum value of SAR (measured) = 0.402 mW/g

Ch1/Zoom Scan (5x5x7)/Cube 0: Measurement grid: dx=8mm, dy=8mm, dz=5mm
Reference Value = 13.340 V/m; Power Drift = 0.07 dB
Peak SAR (extrapolated) = 0.362 mW/g
SAR(1 g) = 0.328 mW/g; SAR(10 g) = 0.309 mW/g
Maximum value of SAR (measured) = 0.360 mW/g



0 dB = 0.360 mW/g = -8.87 dB mW/g

Test Laboratory: Sporton International Inc. SAR/HAC Testing Lab Date: 18.07.2012

30 802.11b_Left Cheek_Ch11

DUT: 220101-01

Communication System: WIFI; Frequency: 2462 MHz;Duty Cycle: 1:1
Medium: HSL_2450_120718 Medium parameters used: f = 2462 MHz; σ = 1.874 mho/m; ε_r = 39.532; ρ = 1000 kg/m^3
Ambient Temperature：23.7 ℃; Liquid Temperature：21.7 ℃

DASY5 Configuration:
- Probe: EX3DV4 - SN3697; ConvF(6.67, 6.67, 6.67); Calibrated: 02.09.2011;
- Sensor-Surface: 4mm (Mechanical Surface Detection)
- Electronics: DAE4 Sn1210; Calibrated: 18.11.2011
- Phantom: SAM1; Type: SAM; Serial: TP-1479
- Measurement SW: DASY52, Version 52.8 (0); SEMCAD X Version 14.6.5 (6469)

Ch11/Area Scan (71x101x1): Measurement grid: dx=15mm, dy=15mm
Maximum value of SAR (interpolated) = 0.415 mW/g

Ch11/Zoom Scan (5x5x7)/Cube 1: Measurement grid: dx=8mm, dy=8mm, dz=5mm
Reference Value = 12.998 V/m; Power Drift = 0.09 dB
Peak SAR (extrapolated) = 0.434 mW/g
SAR(1 g) = 0.388 mW/g; SAR(10 g) = 0.353 mW/g
Maximum value of SAR (measured) = 0.434 mW/g

Ch11/Zoom Scan (5x5x7)/Cube 0: Measurement grid: dx=8mm, dy=8mm, dz=5mm
Reference Value = 12.998 V/m; Power Drift = 0.09 dB
Peak SAR (extrapolated) = 0.390 mW/g
SAR(1 g) = 0.356 mW/g; SAR(10 g) = 0.339 mW/g
Maximum value of SAR (measured) = 0.390 mW/g

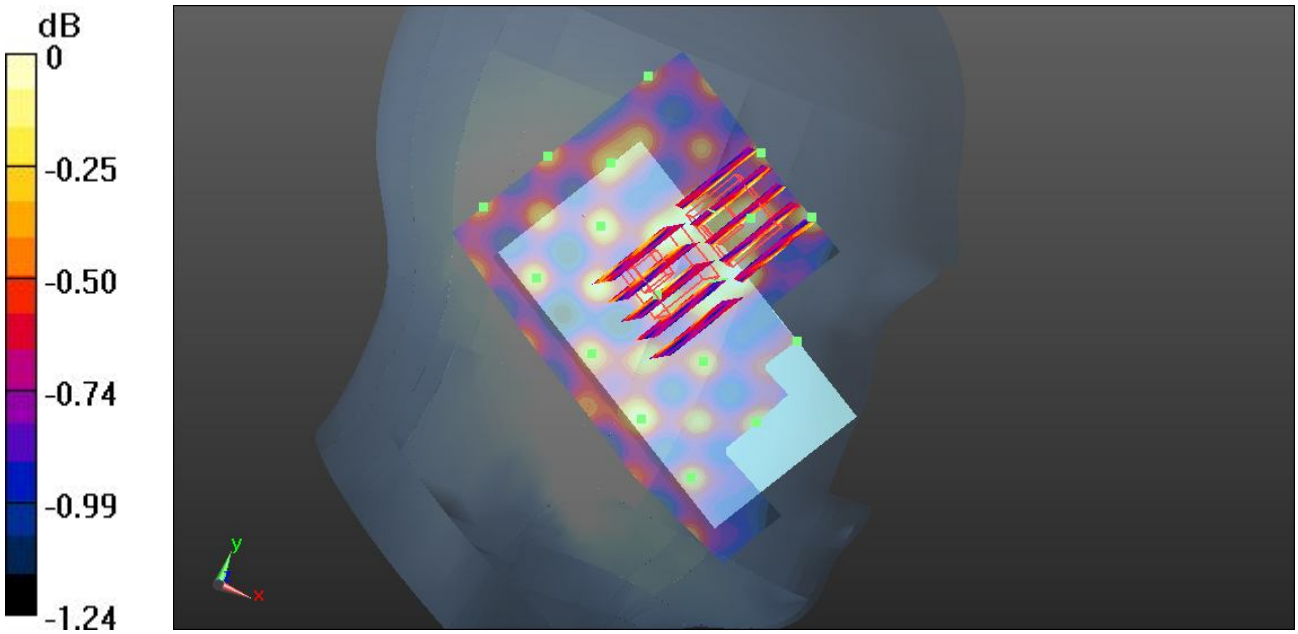

0 dB = 0.390 mW/g = -8.18 dB mW/g

30 802.11b_Left Cheek_Ch11_2D

DUT: 220101-01

Communication System: WIFI; Frequency: 2462 MHz;Duty Cycle: 1:1
Medium: HSL_2450_120718 Medium parameters used: f = 2462 MHz; σ = 1.874 mho/m; ε_r = 39.532; ρ = 1000 kg/m^3
Ambient Temperature：23.7 ℃; Liquid Temperature：21.7 ℃

DASY5 Configuration:
- Probe: EX3DV4 - SN3697; ConvF(6.67, 6.67, 6.67); Calibrated: 02.09.2011;
- Sensor-Surface: 4mm (Mechanical Surface Detection)
- Electronics: DAE4 Sn1210; Calibrated: 18.11.2011
- Phantom: SAM1; Type: SAM; Serial: TP-1479
- Measurement SW: DASY52, Version 52.8 (0); SEMCAD X Version 14.6.5 (6469)

Ch11/Area Scan (71x101x1): Measurement grid: dx=15mm, dy=15mm
Maximum value of SAR (interpolated) = 0.415 mW/g

Ch11/Zoom Scan (5x5x7)/Cube 1: Measurement grid: dx=8mm, dy=8mm, dz=5mm
Reference Value = 12.998 V/m; Power Drift = 0.09 dB
Peak SAR (extrapolated) = 0.434 mW/g
SAR(1 g) = 0.388 mW/g; SAR(10 g) = 0.353 mW/g
Maximum value of SAR (measured) = 0.434 mW/g

Ch11/Zoom Scan (5x5x7)/Cube 0: Measurement grid: dx=8mm, dy=8mm, dz=5mm
Reference Value = 12.998 V/m; Power Drift = 0.09 dB
Peak SAR (extrapolated) = 0.390 mW/g
SAR(1 g) = 0.356 mW/g; SAR(10 g) = 0.339 mW/g
Maximum value of SAR (measured) = 0.390 mW/g

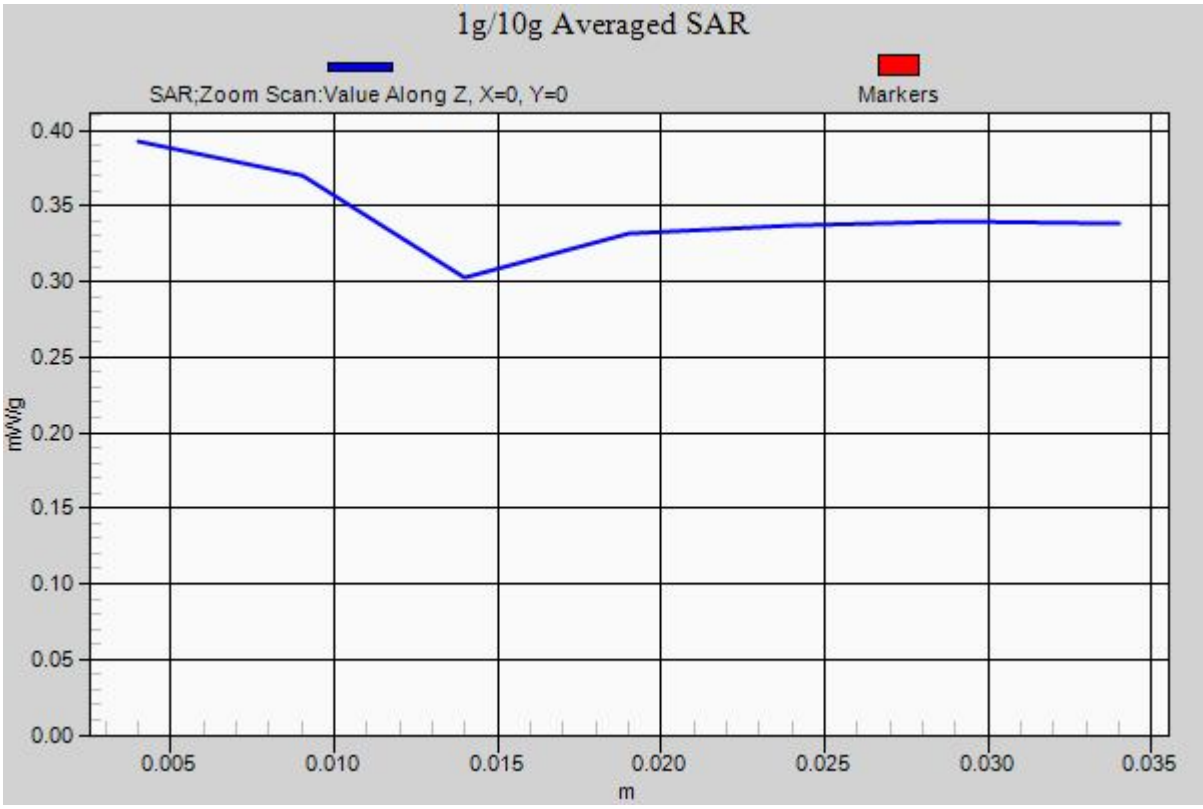
1g/10g Averaged SAR
SAR;Zoom Scan:Value Along Z, X=0, Y=0
Markers
mW/g
0.40
0.35
0.30
0.25
0.20
0.15
0.10
0.05
0.00
0.005
0.010
0.015
0.020
0.025
0.030
0.035
m

11 CDMA2000 BC0_RTAP 153.6_Back_1.0cm_Ch1013

DUT: 220101-01

Communication System: CDMA2000; Frequency: 824.7 MHz;Duty Cycle: 1:1
Medium: MSL_835_120709 Medium parameters used: f = 825 MHz; σ = 0.961 mho/m; ε_r = 56.582; ρ = 1000 kg/m^3
Ambient Temperature：23.4 ℃; Liquid Temperature：21.4 ℃

DASY5 Configuration:
- Probe: ES3DV3 - SN3270; ConvF(6.16, 6.16, 6.16); Calibrated: 12.09.2011;
- Sensor-Surface: 4mm (Mechanical Surface Detection)
- Electronics: DAE4 Sn1303; Calibrated: 10.11.2011
- Phantom: SAM2; Type: QD000P40CD; Serial: TP:1671
- Measurement SW: DASY52, Version 52.8 (1); SEMCAD X Version 14.6.5 (6469)

Ch1013/Area Scan (61x101x1): Measurement grid: dx=15mm, dy=15mm
Maximum value of SAR (interpolated) = 1.09 mW/g

Ch1013/Zoom Scan (5x5x7)/Cube 0: Measurement grid: dx=8mm, dy=8mm, dz=5mm
Reference Value = 30.539 V/m; Power Drift = 0.06 dB
Peak SAR (extrapolated) = 1.558 mW/g
SAR(1 g) = 1.05 mW/g; SAR(10 g) = 0.739 mW/g
Maximum value of SAR (measured) = 1.11 mW/g

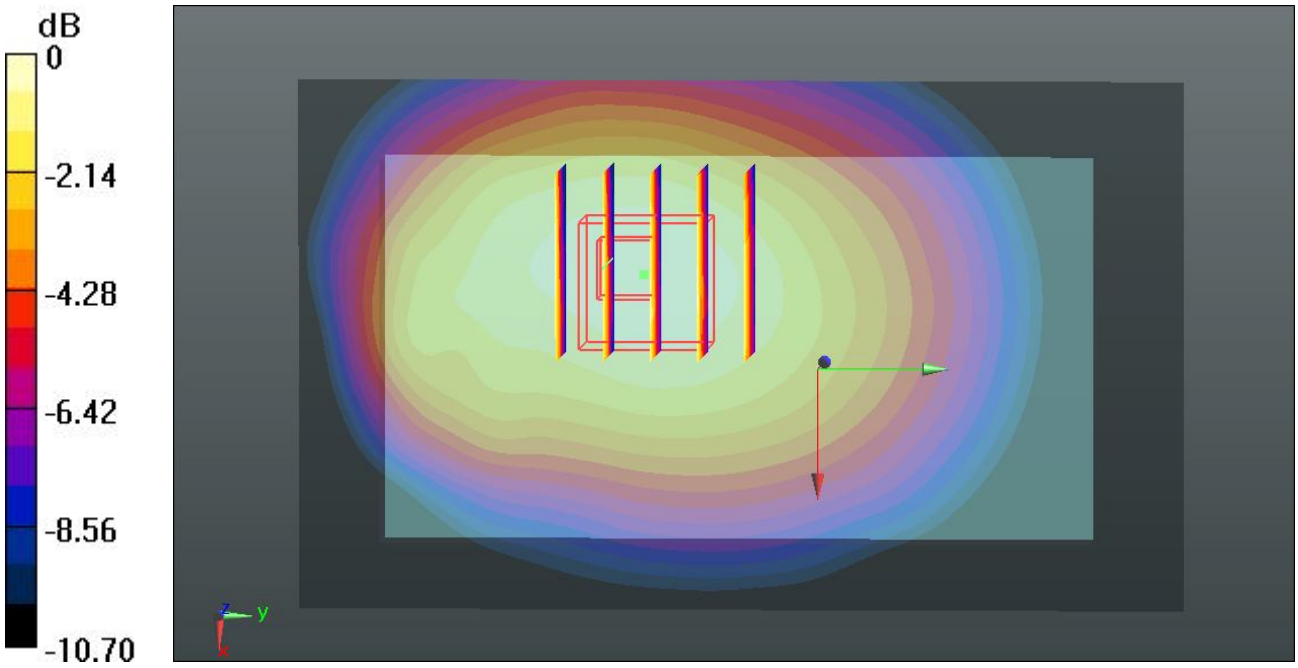

0 dB = 1.11 mW/g = 0.91 dB mW/g

Test Laboratory: Sporton International Inc. SAR/HAC Testing Lab Date: 09.07.2012

11 CDMA2000 BC0_RTAP 153.6_Back_1.0cm_Ch1013_2D

DUT: 220101-01

Communication System: CDMA2000; Frequency: 824.7 MHz;Duty Cycle: 1:1
Medium: MSL_835_120709 Medium parameters used: f = 825 MHz; σ = 0.961 mho/m; ε_r = 56.582; ρ = 1000 kg/m^3
Ambient Temperature：23.4 ℃; Liquid Temperature：21.4 ℃

DASY5 Configuration:
- Probe: ES3DV3 - SN3270; ConvF(6.16, 6.16, 6.16); Calibrated: 12.09.2011;
- Sensor-Surface: 4mm (Mechanical Surface Detection)
- Electronics: DAE4 Sn1303; Calibrated: 10.11.2011
- Phantom: SAM2; Type: QD000P40CD; Serial: TP:1671
- Measurement SW: DASY52, Version 52.8 (1); SEMCAD X Version 14.6.5 (6469)

Ch1013/Area Scan (61x101x1): Measurement grid: dx=15mm, dy=15mm
Maximum value of SAR (interpolated) = 1.09 mW/g

Ch1013/Zoom Scan (5x5x7)/Cube 0: Measurement grid: dx=8mm, dy=8mm, dz=5mm
Reference Value = 30.539 V/m; Power Drift = 0.06 dB
Peak SAR (extrapolated) = 1.558 mW/g
SAR(1 g) = 1.05 mW/g; SAR(10 g) = 0.739 mW/g
Maximum value of SAR (measured) = 1.11 mW/g

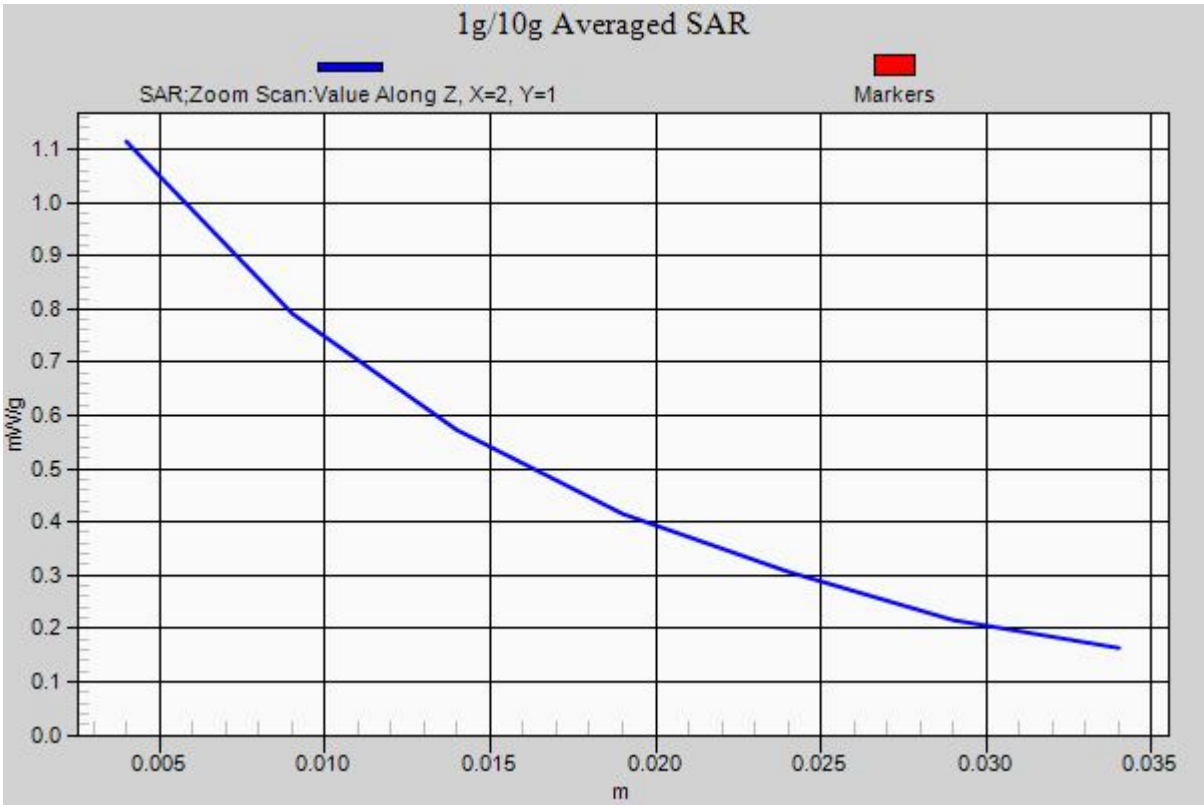

Test Laboratory: Sporton International Inc. SAR/HAC Testing Lab Date: 09.07.2012

12 CDMA2000 BC0_RTAP 153.6_Back_1.0cm_Ch384

DUT: 220101-01

Communication System: CDMA2000; Frequency: 836.52 MHz;Duty Cycle: 1:1
Medium: MSL_835_120709 Medium parameters used: f = 837 MHz; σ = 0.972 mho/m; ε_r = 56.482; ρ = 1000 kg/m^3
Ambient Temperature：23.4 ℃; Liquid Temperature：21.4 ℃

DASY5 Configuration:
- Probe: ES3DV3 - SN3270; ConvF(6.16, 6.16, 6.16); Calibrated: 12.09.2011;
- Sensor-Surface: 4mm (Mechanical Surface Detection)
- Electronics: DAE4 Sn1303; Calibrated: 10.11.2011
- Phantom: SAM2; Type: QD000P40CD; Serial: TP:1671
- Measurement SW: DASY52, Version 52.8 (1); SEMCAD X Version 14.6.5 (6469)

Ch384/Area Scan (61x101x1): Measurement grid: dx=15mm, dy=15mm
Maximum value of SAR (interpolated) = 1.09 mW/g

Ch384/Zoom Scan (5x5x7)/Cube 0: Measurement grid: dx=8mm, dy=8mm, dz=5mm
Reference Value = 30.190 V/m; Power Drift = -0.03 dB
Peak SAR (extrapolated) = 1.429 mW/g
SAR(1 g) = 1.03 mW/g; SAR(10 g) = 0.736 mW/g
Maximum value of SAR (measured) = 1.08 mW/g

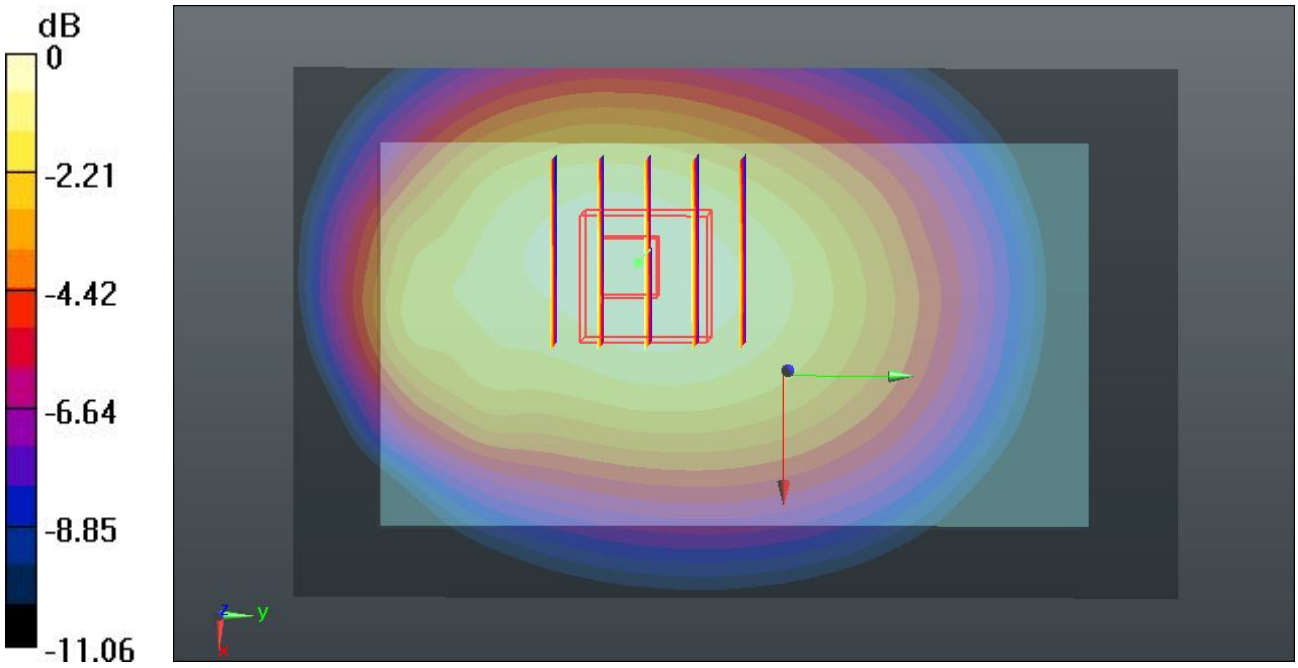

0 dB = 1.08 mW/g = 0.67 dB mW/g

13 CDMA2000 BC0_RTAP 153.6_Back_1.0cm_Ch777

DUT: 220101-01

Communication System: CDMA2000; Frequency: 848.31 MHz;Duty Cycle: 1:1
Medium: MSL_835_120709 Medium parameters used: f = 848.31 MHz; σ = 0.983 mho/m; ε_r = 56.376; ρ = 1000 kg/m^3
Ambient Temperature：23.4 ℃; Liquid Temperature：21.4 ℃

DASY5 Configuration:
- Probe: ES3DV3 - SN3270; ConvF(6.16, 6.16, 6.16); Calibrated: 12.09.2011;
- Sensor-Surface: 4mm (Mechanical Surface Detection)
- Electronics: DAE4 Sn1303; Calibrated: 10.11.2011
- Phantom: SAM2; Type: QD000P40CD; Serial: TP:1671
- Measurement SW: DASY52, Version 52.8 (1); SEMCAD X Version 14.6.5 (6469)

Ch777/Area Scan (61x101x1): Measurement grid: dx=15mm, dy=15mm
Maximum value of SAR (interpolated) = 0.997 mW/g

Ch777/Zoom Scan (5x5x7)/Cube 0: Measurement grid: dx=8mm, dy=8mm, dz=5mm
Reference Value = 29.354 V/m; Power Drift = 0.06 dB
Peak SAR (extrapolated) = 1.362 mW/g
SAR(1 g) = 0.987 mW/g; SAR(10 g) = 0.703 mW/g
Maximum value of SAR (measured) = 1.03 mW/g

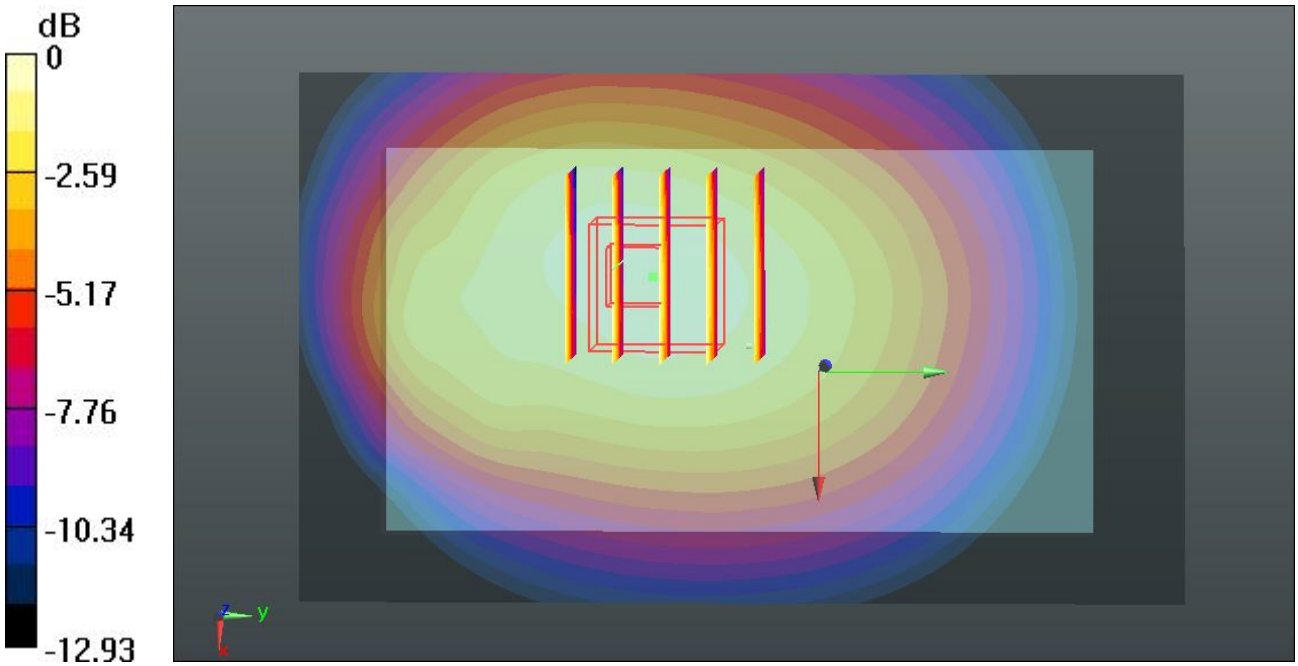

0 dB = 1.03 mW/g = 0.26 dB mW/g

Test Laboratory: Sporton International Inc. SAR/HAC Testing Lab Date: 09.07.2012

14 CDMA2000 BC0_RC3 SO32_Back_1.0cm_Ch777_Headset

DUT: 220101-01

Communication System: CDMA2000; Frequency: 848.31 MHz;Duty Cycle: 1:1
Medium: MSL_835_120709 Medium parameters used: f = 848.31 MHz; σ = 0.983 mho/m; ε_r = 56.376; ρ = 1000 kg/m^3
Ambient Temperature：23.4 ℃; Liquid Temperature：21.4 ℃

DASY5 Configuration:
- Probe: ES3DV3 - SN3270; ConvF(6.16, 6.16, 6.16); Calibrated: 12.09.2011;
- Sensor-Surface: 4mm (Mechanical Surface Detection)
- Electronics: DAE4 Sn1303; Calibrated: 10.11.2011
- Phantom: SAM2; Type: QD000P40CD; Serial: TP:1671
- Measurement SW: DASY52, Version 52.8 (1); SEMCAD X Version 14.6.5 (6469)

Ch777/Area Scan (61x101x1): Measurement grid: dx=15mm, dy=15mm
Maximum value of SAR (interpolated) = 0.689 mW/g

Ch777/Zoom Scan (5x5x7)/Cube 0: Measurement grid: dx=8mm, dy=8mm, dz=5mm
Reference Value = 25.373 V/m; Power Drift = 0.01 dB
Peak SAR (extrapolated) = 0.899 mW/g
SAR(1 g) = 0.659 mW/g; SAR(10 g) = 0.474 mW/g
Maximum value of SAR (measured) = 0.693 mW/g

Ch777/Zoom Scan (5x5x7)/Cube 1: Measurement grid: dx=8mm, dy=8mm, dz=5mm
Reference Value = 25.373 V/m; Power Drift = 0.01 dB
Peak SAR (extrapolated) = 0.960 mW/g
SAR(1 g) = 0.570 mW/g; SAR(10 g) = 0.349 mW/g
Maximum value of SAR (measured) = 0.633 mW/g

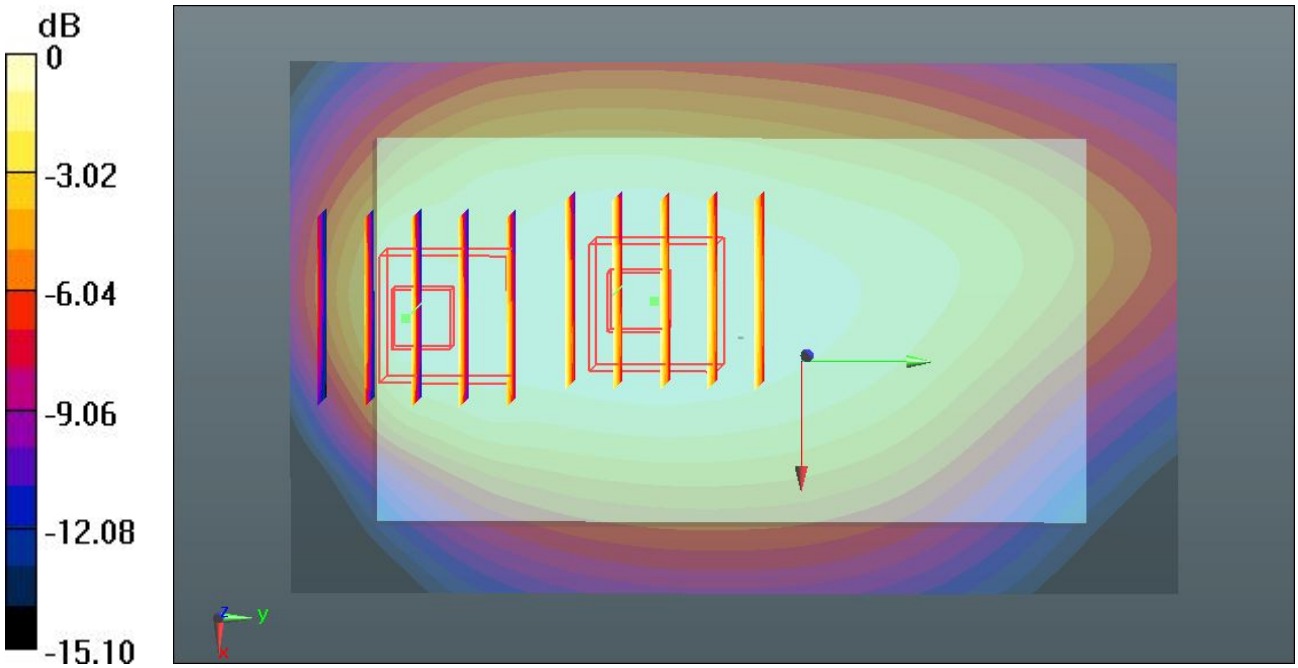

0 dB = 0.633 mW/g = -3.97 dB mW/g

15 CDMA2000 BC0_RC3 SO32_Back_1.0cm_Ch1013_Headset

DUT: 220101-01

Communication System: CDMA2000; Frequency: 824.7 MHz;Duty Cycle: 1:1
Medium: MSL_835_120709 Medium parameters used: f = 825 MHz; σ = 0.961 mho/m; ε_r = 56.582; ρ = 1000 kg/m^3
Ambient Temperature：23.4 ℃; Liquid Temperature：21.4 ℃

DASY5 Configuration:
- Probe: ES3DV3 - SN3270; ConvF(6.16, 6.16, 6.16); Calibrated: 12.09.2011;
- Sensor-Surface: 4mm (Mechanical Surface Detection)
- Electronics: DAE4 Sn1303; Calibrated: 10.11.2011
- Phantom: SAM2; Type: QD000P40CD; Serial: TP:1671
- Measurement SW: DASY52, Version 52.8 (1); SEMCAD X Version 14.6.5 (6469)

Ch1013/Area Scan (61x101x1): Measurement grid: dx=15mm, dy=15mm
Maximum value of SAR (interpolated) = 0.892 mW/g

Ch1013/Zoom Scan (5x5x7)/Cube 0: Measurement grid: dx=8mm, dy=8mm, dz=5mm
Reference Value = 28.584 V/m; Power Drift = -0.01 dB
Peak SAR (extrapolated) = 1.143 mW/g
SAR(1 g) = 0.847 mW/g; SAR(10 g) = 0.612 mW/g
Maximum value of SAR (measured) = 0.883 mW/g

Ch1013/Zoom Scan (5x5x7)/Cube 1: Measurement grid: dx=8mm, dy=8mm, dz=5mm
Reference Value = 28.584 V/m; Power Drift = -0.01 dB
Peak SAR (extrapolated) = 1.029 mW/g
SAR(1 g) = 0.632 mW/g; SAR(10 g) = 0.417 mW/g
Maximum value of SAR (measured) = 0.689 mW/g

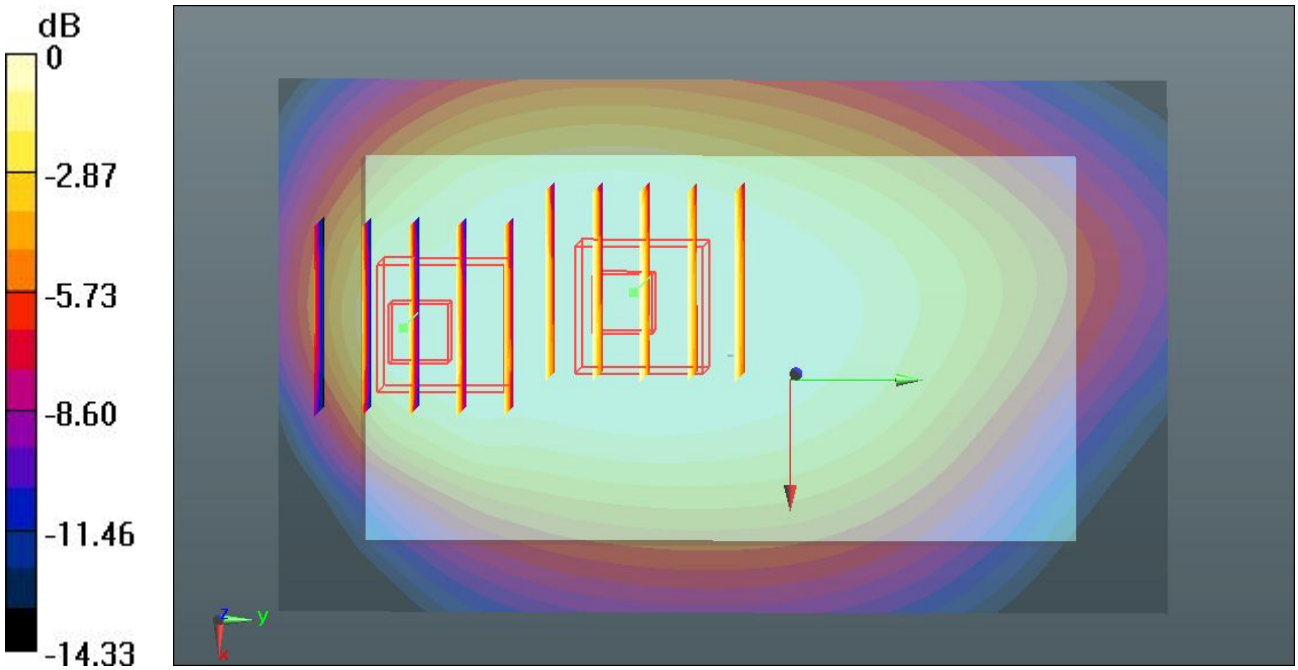

0 dB = 0.689 mW/g = -3.24 dB mW/g

Test Laboratory: Sporton International Inc. SAR/HAC Testing Lab Date: 09.07.2012

16 CDMA2000 BC0_RC3 SO32_Back_1.0cm_Ch384_Headset

DUT: 220101-01

Communication System: CDMA2000; Frequency: 836.52 MHz;Duty Cycle: 1:1
Medium: MSL_835_120709 Medium parameters used: f = 837 MHz; σ = 0.972 mho/m; ε_r = 56.482; ρ = 1000 kg/m^3
Ambient Temperature：23.4 ℃; Liquid Temperature：21.4 ℃

DASY5 Configuration:
- Probe: ES3DV3 - SN3270; ConvF(6.16, 6.16, 6.16); Calibrated: 12.09.2011;
- Sensor-Surface: 4mm (Mechanical Surface Detection)
- Electronics: DAE4 Sn1303; Calibrated: 10.11.2011
- Phantom: SAM2; Type: QD000P40CD; Serial: TP:1671
- Measurement SW: DASY52, Version 52.8 (1); SEMCAD X Version 14.6.5 (6469)

Ch384/Area Scan (61x101x1): Measurement grid: dx=15mm, dy=15mm
Maximum value of SAR (interpolated) = 0.823 mW/g

Ch384/Zoom Scan (5x5x7)/Cube 0: Measurement grid: dx=8mm, dy=8mm, dz=5mm
Reference Value = 27.690 V/m; Power Drift = -0.01 dB
Peak SAR (extrapolated) = 1.053 mW/g
SAR(1 g) = 0.785 mW/g; SAR(10 g) = 0.568 mW/g
Maximum value of SAR (measured) = 0.823 mW/g

Ch384/Zoom Scan (5x5x7)/Cube 1: Measurement grid: dx=8mm, dy=8mm, dz=5mm
Reference Value = 27.690 V/m; Power Drift = -0.01 dB
Peak SAR (extrapolated) = 1.016 mW/g
SAR(1 g) = 0.610 mW/g; SAR(10 g) = 0.390 mW/g
Maximum value of SAR (measured) = 0.673 mW/g

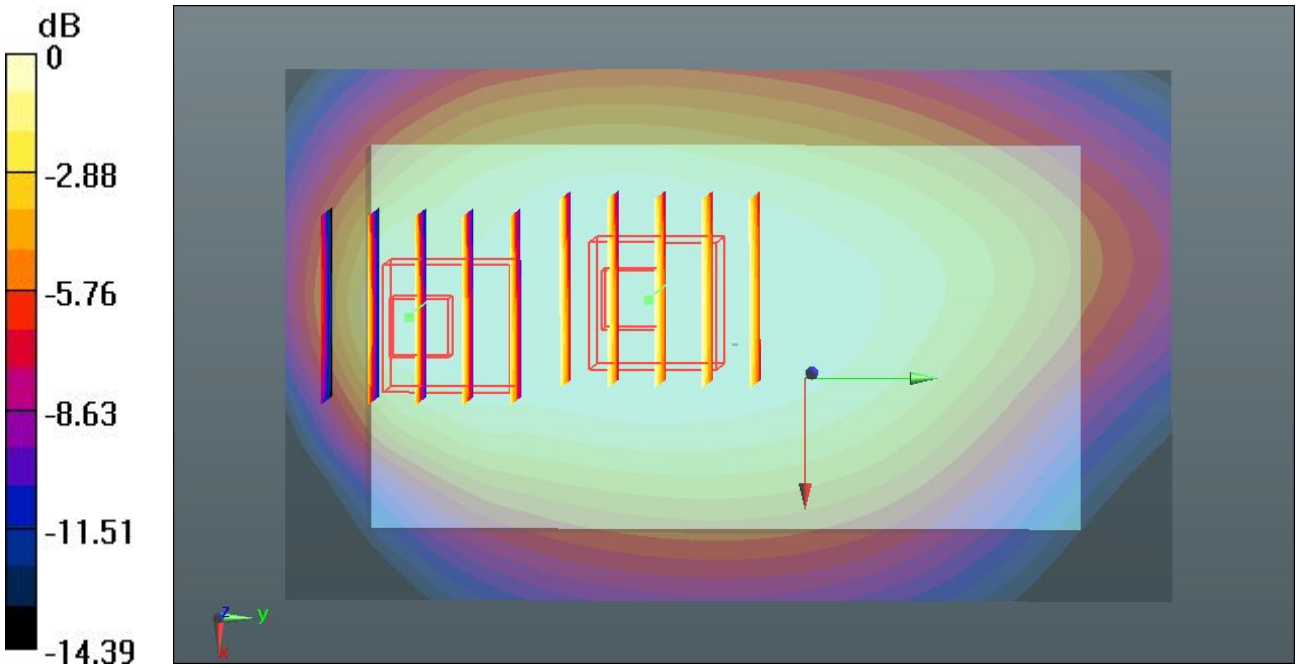

0 dB = 0.673 mW/g = -3.44 dB mW/g

Test Laboratory: Sporton International Inc. SAR/HAC Testing Lab Date: 06.07.2012

01 CDMA2000 BC15_RTAP 153.6_Back_1.0cm_Ch425

DUT: 220101-01

Communication System: CDMA2000; Frequency: 1731.25 MHz;Duty Cycle: 1:1
Medium: MSL_1750_120706 Medium parameters used: f = 1731.25 MHz; σ = 1.491 mho/m; ε_r = 55.304; ρ = 1000 kg/m^3
Ambient Temperature：23.5 ℃; Liquid Temperature：21.5 ℃

DASY5 Configuration:
- Probe: ES3DV3 - SN3270; ConvF(4.87, 4.87, 4.87); Calibrated: 12.09.2011;
- Sensor-Surface: 4mm (Mechanical Surface Detection)
- Electronics: DAE4 Sn1303; Calibrated: 10.11.2011
- Phantom: SAM2; Type: QD000P40CD; Serial: TP:1671
- Measurement SW: DASY52, Version 52.8 (1); SEMCAD X Version 14.6.5 (6469)

Ch425/Area Scan (61x101x1): Measurement grid: dx=15mm, dy=15mm
Maximum value of SAR (interpolated) = 1.30 mW/g

Ch425/Zoom Scan (5x5x7)/Cube 0: Measurement grid: dx=8mm, dy=8mm, dz=5mm
Reference Value = 15.329 V/m; Power Drift = -0.07 dB
Peak SAR (extrapolated) = 1.906 mW/g
SAR(1 g) = 1.19 mW/g; SAR(10 g) = 0.727 mW/g
Maximum value of SAR (measured) = 1.28 mW/g

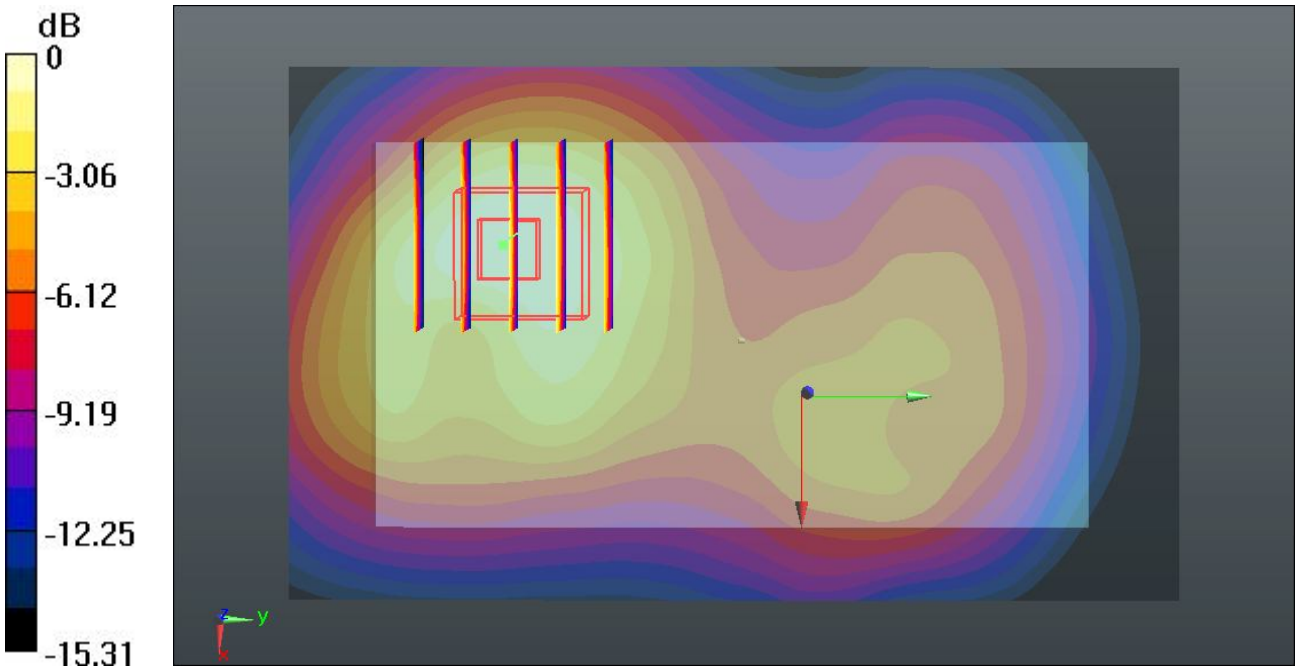

0 dB = 1.28 mW/g = 2.14 dB mW/g

Test Laboratory: Sporton International Inc. SAR/HAC Testing Lab Date: 06.07.2012

02 CDMA2000 BC15_RTAP 153.6_Back_1.0cm_Ch25

DUT: 220101-01

Communication System: CDMA2000; Frequency: 1711.25 MHz;Duty Cycle: 1:1
Medium: MSL_1750_120706 Medium parameters used: f = 1711.25 MHz; σ = 1.47 mho/m; ε_r = 55.336; ρ = 1000 kg/m^3
Ambient Temperature：23.5 ℃; Liquid Temperature：21.5 ℃

DASY5 Configuration:
- Probe: ES3DV3 - SN3270; ConvF(4.87, 4.87, 4.87); Calibrated: 12.09.2011;
- Sensor-Surface: 4mm (Mechanical Surface Detection)
- Electronics: DAE4 Sn1303; Calibrated: 10.11.2011
- Phantom: SAM2; Type: QD000P40CD; Serial: TP:1671
- Measurement SW: DASY52, Version 52.8 (1); SEMCAD X Version 14.6.5 (6469)

Ch25/Area Scan (61x101x1): Measurement grid: dx=15mm, dy=15mm
Maximum value of SAR (interpolated) = 1.12 mW/g

Ch25/Zoom Scan (5x5x7)/Cube 0: Measurement grid: dx=8mm, dy=8mm, dz=5mm
Reference Value = 15.280 V/m; Power Drift = -0.05 dB
Peak SAR (extrapolated) = 1.606 mW/g
SAR(1 g) = 1.01 mW/g; SAR(10 g) = 0.621 mW/g
Maximum value of SAR (measured) = 1.09 mW/g

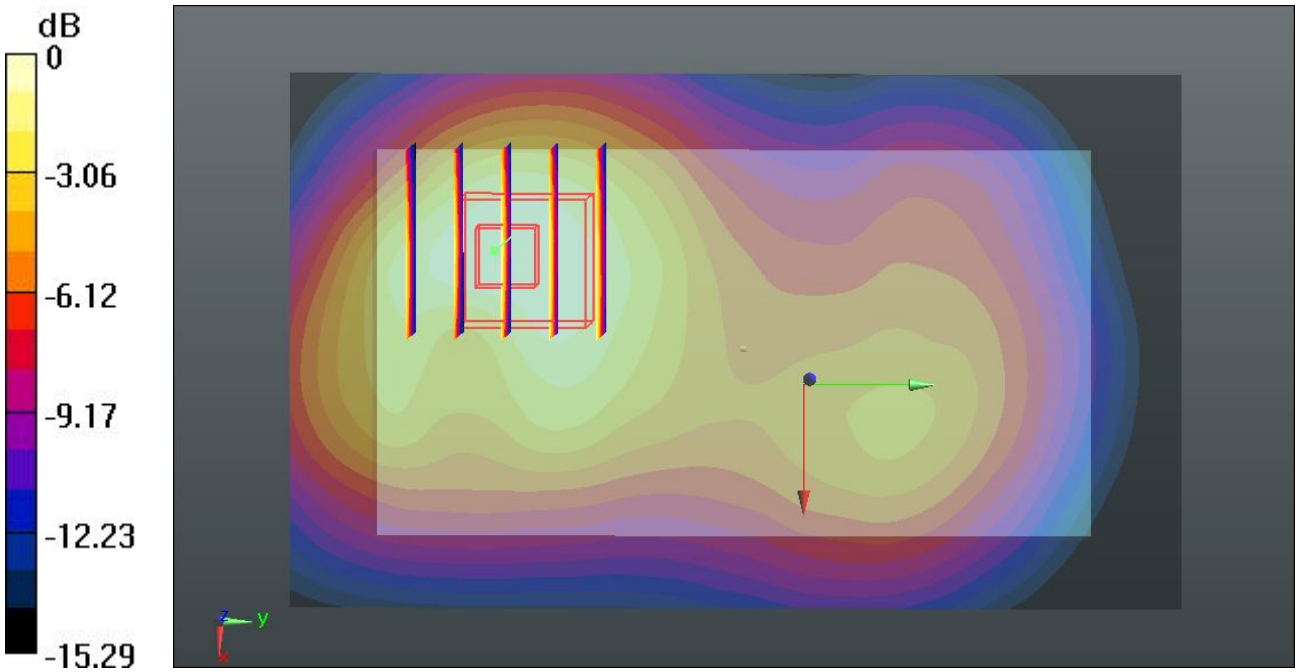

0 dB = 1.09 mW/g = 0.75 dB mW/g

Test Laboratory: Sporton International Inc. SAR/HAC Testing Lab Date: 06.07.2012

03 CDMA2000 BC15_RTAP 153.6_Back_1.0cm_Ch875

DUT: 220101-01

Communication System: CDMA2000; Frequency: 1753.75 MHz;Duty Cycle: 1:1
Medium: MSL_1750_120706 Medium parameters used: f = 1754 MHz; σ = 1.516 mho/m; ε_r = 55.266; ρ = 1000 kg/m^3
Ambient Temperature：23.5 ℃; Liquid Temperature：21.5 ℃

DASY5 Configuration:
- Probe: ES3DV3 - SN3270; ConvF(4.87, 4.87, 4.87); Calibrated: 12.09.2011;
- Sensor-Surface: 4mm (Mechanical Surface Detection)
- Electronics: DAE4 Sn1303; Calibrated: 10.11.2011
- Phantom: SAM2; Type: QD000P40CD; Serial: TP:1671
- Measurement SW: DASY52, Version 52.8 (1); SEMCAD X Version 14.6.5 (6469)

Ch875/Area Scan (61x101x1): Measurement grid: dx=15mm, dy=15mm
Maximum value of SAR (interpolated) = 0.969 mW/g

Ch875/Zoom Scan (5x5x7)/Cube 0: Measurement grid: dx=8mm, dy=8mm, dz=5mm
Reference Value = 11.768 V/m; Power Drift = 0.04 dB
Peak SAR (extrapolated) = 1.416 mW/g
SAR(1 g) = 0.886 mW/g; SAR(10 g) = 0.541 mW/g
Maximum value of SAR (measured) = 0.957 mW/g

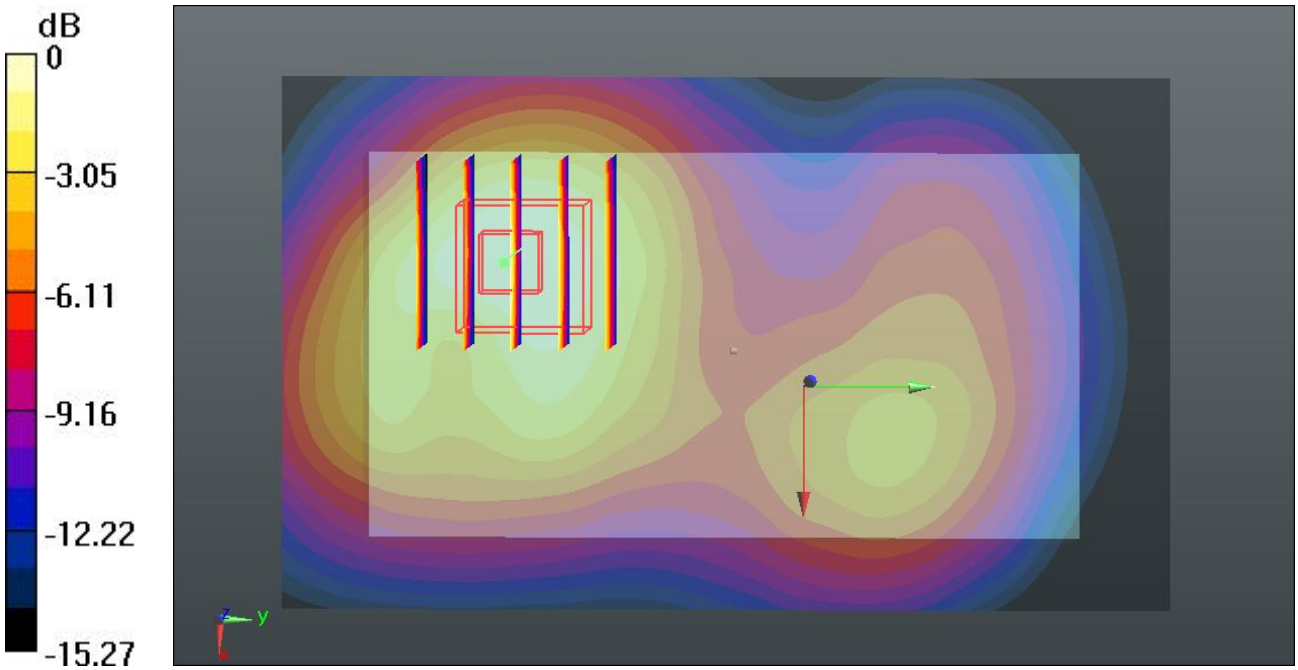

0 dB = 0.957 mW/g = -0.38 dB mW/g

Test Laboratory: Sporton International Inc. SAR/HAC Testing Lab Date: 06.07.2012

17 CDMA2000 BC15 RC3 SO32_Back_1.0cm_Ch425_Headset

DUT: 220101-01

Communication System: CDMA2000; Frequency: 1731.25 MHz;Duty Cycle: 1:1
Medium: MSL_1750_120706 Medium parameters used: f = 1731.25 MHz; σ = 1.491 mho/m; ε_r = 55.304; ρ = 1000 kg/m^3
Ambient Temperature：23.5 ℃; Liquid Temperature：21.5 ℃

DASY5 Configuration:
- Probe: ES3DV3 - SN3270; ConvF(4.87, 4.87, 4.87); Calibrated: 12.09.2011;
- Sensor-Surface: 4mm (Mechanical Surface Detection)
- Electronics: DAE4 Sn1303; Calibrated: 10.11.2011
- Phantom: SAM2; Type: QD000P40CD; Serial: TP:1671
- Measurement SW: DASY52, Version 52.8 (1); SEMCAD X Version 14.6.5 (6469)

Ch425/Area Scan (61x101x1): Measurement grid: dx=15mm, dy=15mm
Maximum value of SAR (interpolated) = 1.40 mW/g

Ch425/Zoom Scan (5x5x7)/Cube 0: Measurement grid: dx=8mm, dy=8mm, dz=5mm
Reference Value = 16.752 V/m; Power Drift = -0.09 dB
Peak SAR (extrapolated) = 2.026 mW/g
SAR(1 g) = 1.21 mW/g; SAR(10 g) = 0.769 mW/g
Maximum value of SAR (measured) = 1.36 mW/g

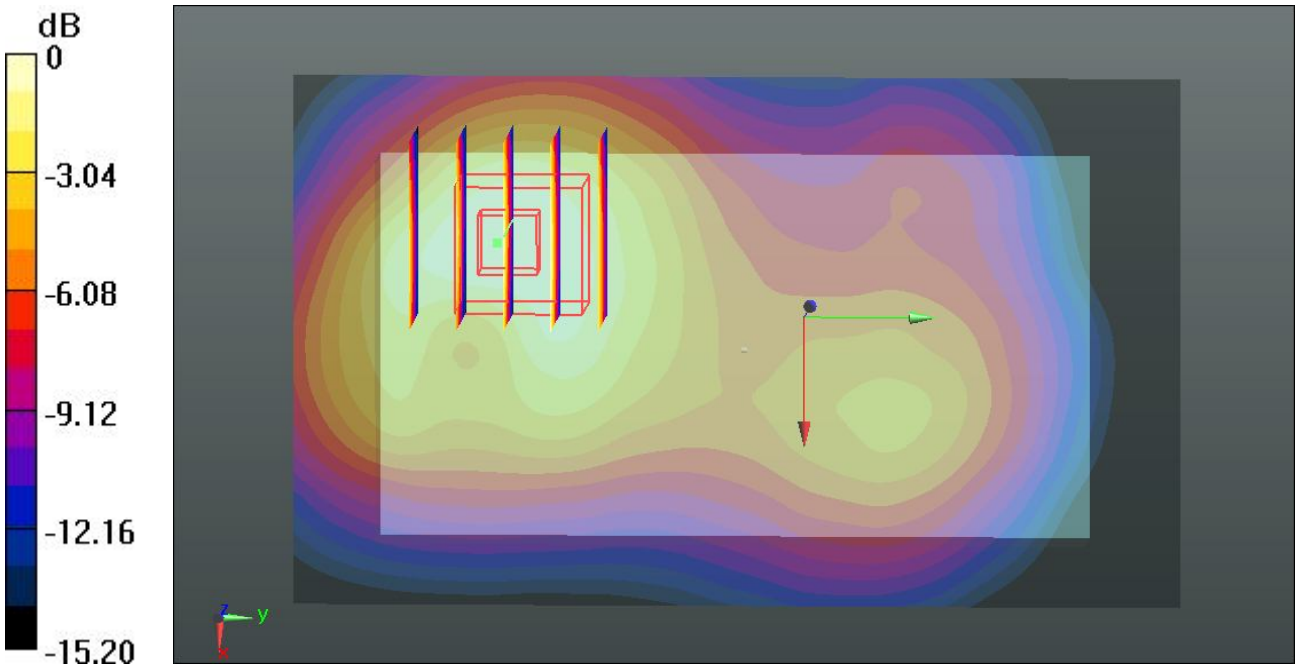

0 dB = 1.36 mW/g = 2.67 dB mW/g

Test Laboratory: Sporton International Inc. SAR/HAC Testing Lab Date: 06.07.2012

17 CDMA2000 BC15 RC3 SO32_Back_1.0cm_Ch425_Headset_2D

DUT: 220101-01

Communication System: CDMA2000; Frequency: 1731.25 MHz;Duty Cycle: 1:1
Medium: MSL_1750_120706 Medium parameters used: f = 1731.25 MHz; σ = 1.491 mho/m; ε_r = 55.304; ρ = 1000 kg/m^3
Ambient Temperature：23.5 ℃; Liquid Temperature：21.5 ℃

DASY5 Configuration:
- Probe: ES3DV3 - SN3270; ConvF(4.87, 4.87, 4.87); Calibrated: 12.09.2011;
- Sensor-Surface: 4mm (Mechanical Surface Detection)
- Electronics: DAE4 Sn1303; Calibrated: 10.11.2011
- Phantom: SAM2; Type: QD000P40CD; Serial: TP:1671
- Measurement SW: DASY52, Version 52.8 (1); SEMCAD X Version 14.6.5 (6469)

Ch425/Area Scan (61x101x1): Measurement grid: dx=15mm, dy=15mm
Maximum value of SAR (interpolated) = 1.40 mW/g

Ch425/Zoom Scan (5x5x7)/Cube 0: Measurement grid: dx=8mm, dy=8mm, dz=5mm
Reference Value = 16.752 V/m; Power Drift = -0.09 dB
Peak SAR (extrapolated) = 2.026 mW/g
SAR(1 g) = 1.21 mW/g; SAR(10 g) = 0.769 mW/g
Maximum value of SAR (measured) = 1.36 mW/g

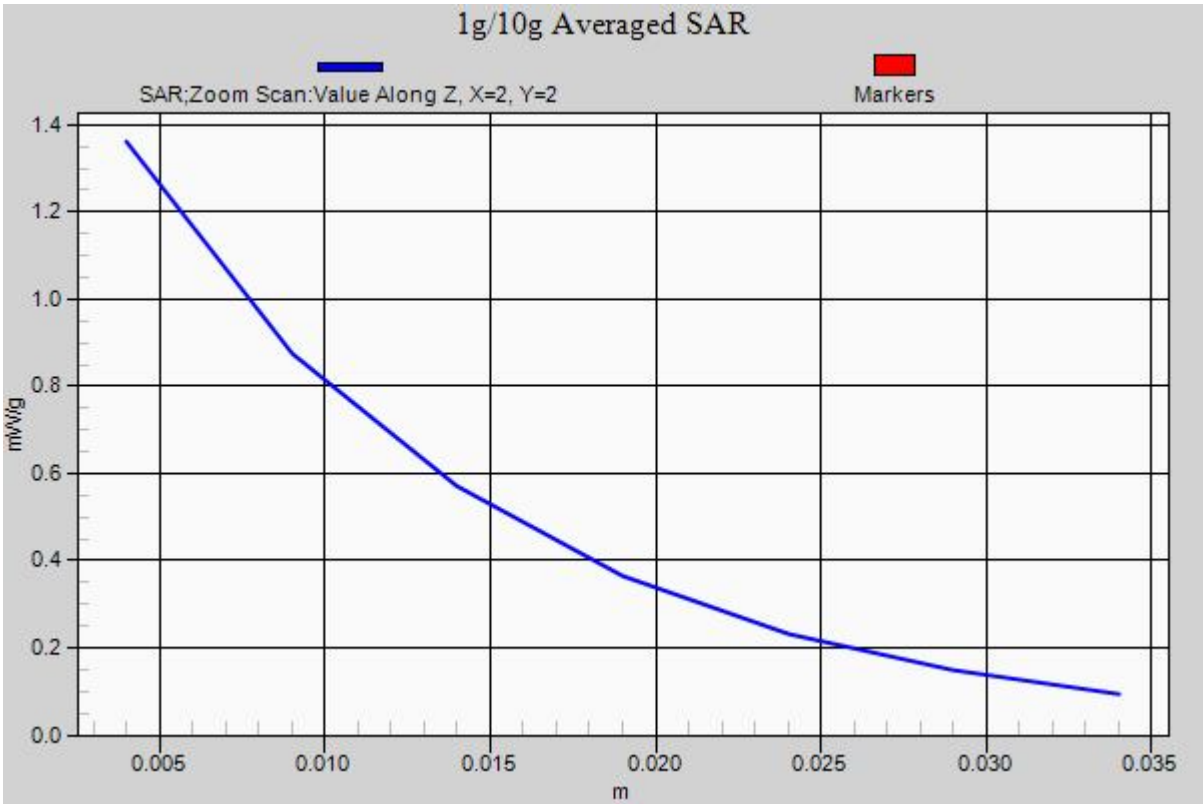

Test Laboratory: Sporton International Inc. SAR/HAC Testing Lab Date: 06.07.2012

18 CDMA2000 BC15 RC3 SO32_Back_1.0cm_Ch25_Headset

DUT: 220101-01

Communication System: CDMA2000; Frequency: 1711.25 MHz;Duty Cycle: 1:1
Medium: MSL_1750_120706 Medium parameters used: f = 1711.25 MHz; σ = 1.47 mho/m; ε_r = 55.336; ρ = 1000 kg/m^3
Ambient Temperature：23.5 ℃; Liquid Temperature：21.5 ℃

DASY5 Configuration:
- Probe: ES3DV3 - SN3270; ConvF(4.87, 4.87, 4.87); Calibrated: 12.09.2011;
- Sensor-Surface: 4mm (Mechanical Surface Detection)
- Electronics: DAE4 Sn1303; Calibrated: 10.11.2011
- Phantom: SAM2; Type: QD000P40CD; Serial: TP:1671
- Measurement SW: DASY52, Version 52.8 (1); SEMCAD X Version 14.6.5 (6469)

Ch25/Area Scan (61x101x1): Measurement grid: dx=15mm, dy=15mm
Maximum value of SAR (interpolated) = 1.12 mW/g

Ch25/Zoom Scan (5x5x7)/Cube 0: Measurement grid: dx=8mm, dy=8mm, dz=5mm
Reference Value = 15.968 V/m; Power Drift = -0.07 dB
Peak SAR (extrapolated) = 1.637 mW/g
SAR(1 g) = 1.02 mW/g; SAR(10 g) = 0.631 mW/g
Maximum value of SAR (measured) = 1.09 mW/g

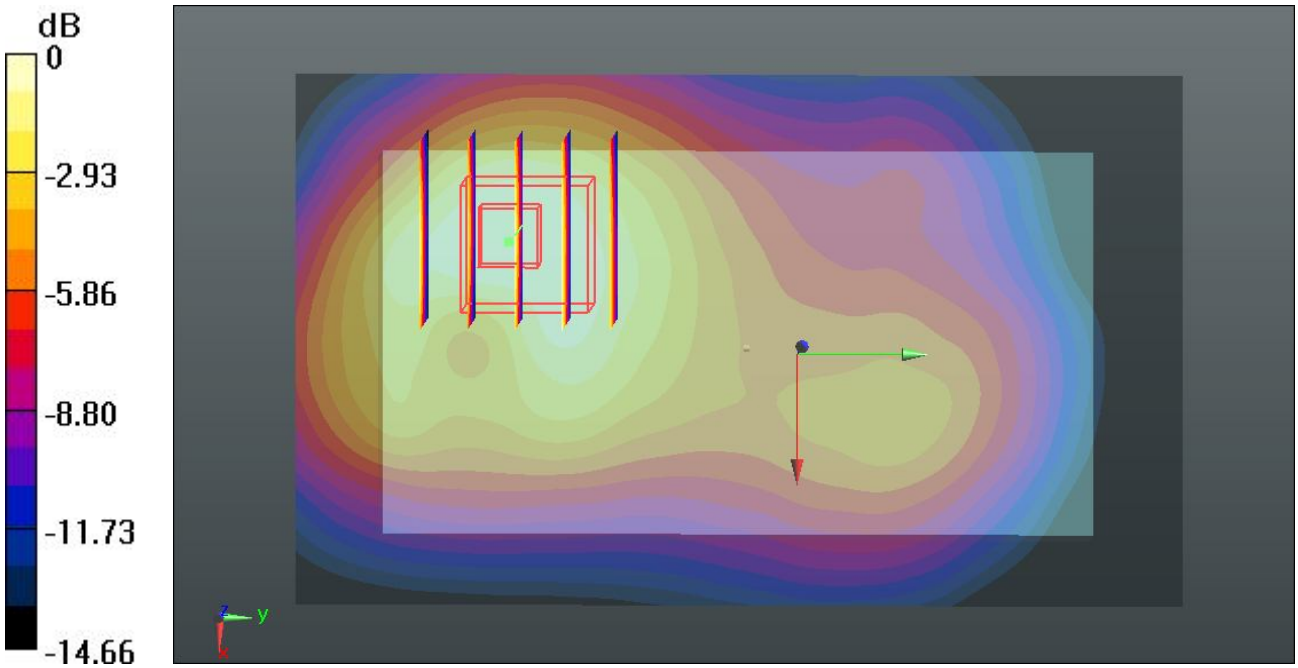

0 dB = 1.09 mW/g = 0.75 dB mW/g

Test Laboratory: Sporton International Inc. SAR/HAC Testing Lab Date: 06.07.2012

19 CDMA2000 BC15 RC3 SO32_Back_1.0cm_Ch875_Headset

DUT: 220101-01

Communication System: CDMA2000; Frequency: 1753.75 MHz;Duty Cycle: 1:1
Medium: MSL_1750_120706 Medium parameters used: f = 1754 MHz; σ = 1.516 mho/m; ε_r = 55.266; ρ = 1000 kg/m^3
Ambient Temperature：23.5 ℃; Liquid Temperature：21.5 ℃

DASY5 Configuration:
- Probe: ES3DV3 - SN3270; ConvF(4.87, 4.87, 4.87); Calibrated: 12.09.2011;
- Sensor-Surface: 4mm (Mechanical Surface Detection)
- Electronics: DAE4 Sn1303; Calibrated: 10.11.2011
- Phantom: SAM2; Type: QD000P40CD; Serial: TP:1671
- Measurement SW: DASY52, Version 52.8 (1); SEMCAD X Version 14.6.5 (6469)

Ch875/Area Scan (61x101x1): Measurement grid: dx=15mm, dy=15mm
Maximum value of SAR (interpolated) = 1.06 mW/g

Ch875/Zoom Scan (5x5x7)/Cube 0: Measurement grid: dx=8mm, dy=8mm, dz=5mm
Reference Value = 13.273 V/m; Power Drift = -0.04 dB
Peak SAR (extrapolated) = 1.536 mW/g
SAR(1 g) = 0.964 mW/g; SAR(10 g) = 0.589 mW/g
Maximum value of SAR (measured) = 1.04 mW/g

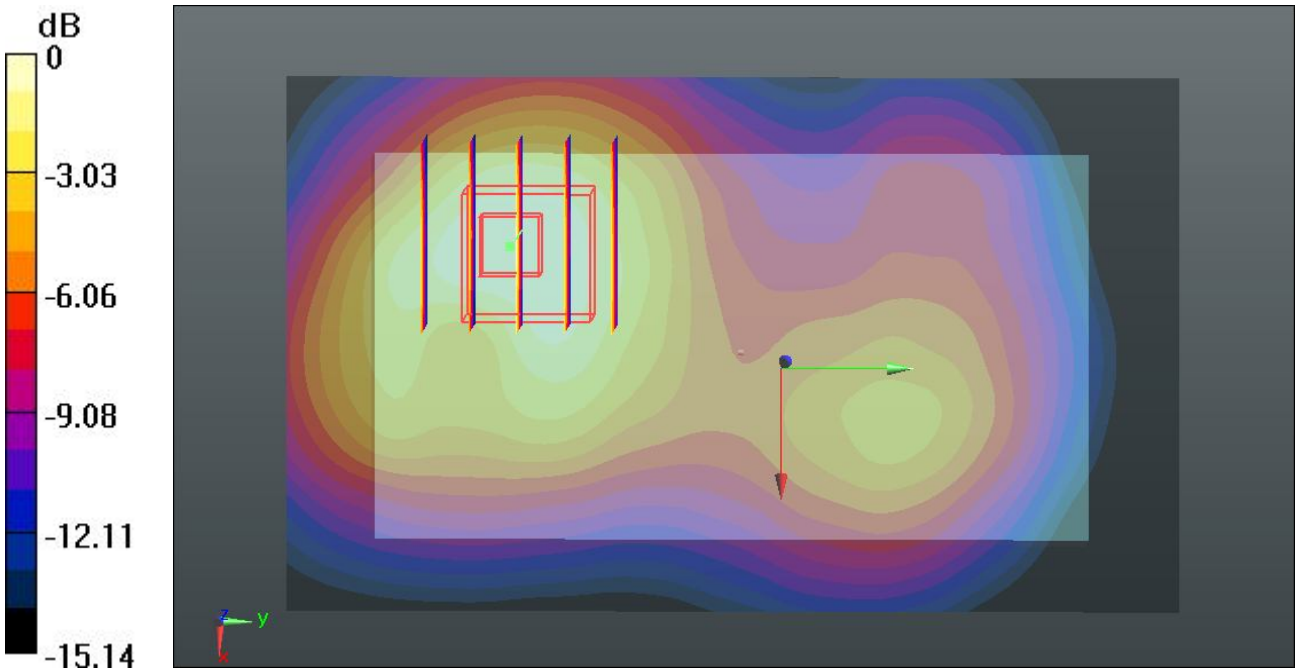

0 dB = 1.04 mW/g = 0.34 dB mW/g

Test Laboratory: Sporton International Inc. SAR/HAC Testing Lab Date: 06.07.2012

04 CDMA2000 BC1_RTAP 153.6_Bottom Side_1.0cm_Ch25

DUT: 220101-01

Communication System: CDMA2000; Frequency: 1851.25 MHz;Duty Cycle: 1:1
Medium: MSL_1900_120706 Medium parameters used: f = 1851.25 MHz; σ = 1.461 mho/m; ε_r = 53.588; ρ = 1000 kg/m^3
Ambient Temperature：23.2 ℃; Liquid Temperature：21.7 ℃

DASY5 Configuration:
- Probe: ES3DV3 - SN3270; ConvF(4.64, 4.64, 4.64); Calibrated: 12.09.2011;
- Sensor-Surface: 4mm (Mechanical Surface Detection)
- Electronics: DAE4 Sn1303; Calibrated: 10.11.2011
- Phantom: SAM2; Type: QD000P40CD; Serial: TP:1671
- Measurement SW: DASY52, Version 52.8 (1); SEMCAD X Version 14.6.5 (6469)

Ch25/Area Scan (31x61x1): Measurement grid: dx=15mm, dy=15mm
Maximum value of SAR (interpolated) = 1.05 mW/g

Ch25/Zoom Scan (5x5x7)/Cube 0: Measurement grid: dx=8mm, dy=8mm, dz=5mm
Reference Value = 14.959 V/m; Power Drift = -0.08 dB
Peak SAR (extrapolated) = 1.623 mW/g
SAR(1 g) = 0.968 mW/g; SAR(10 g) = 0.529 mW/g
Maximum value of SAR (measured) = 1.05 mW/g

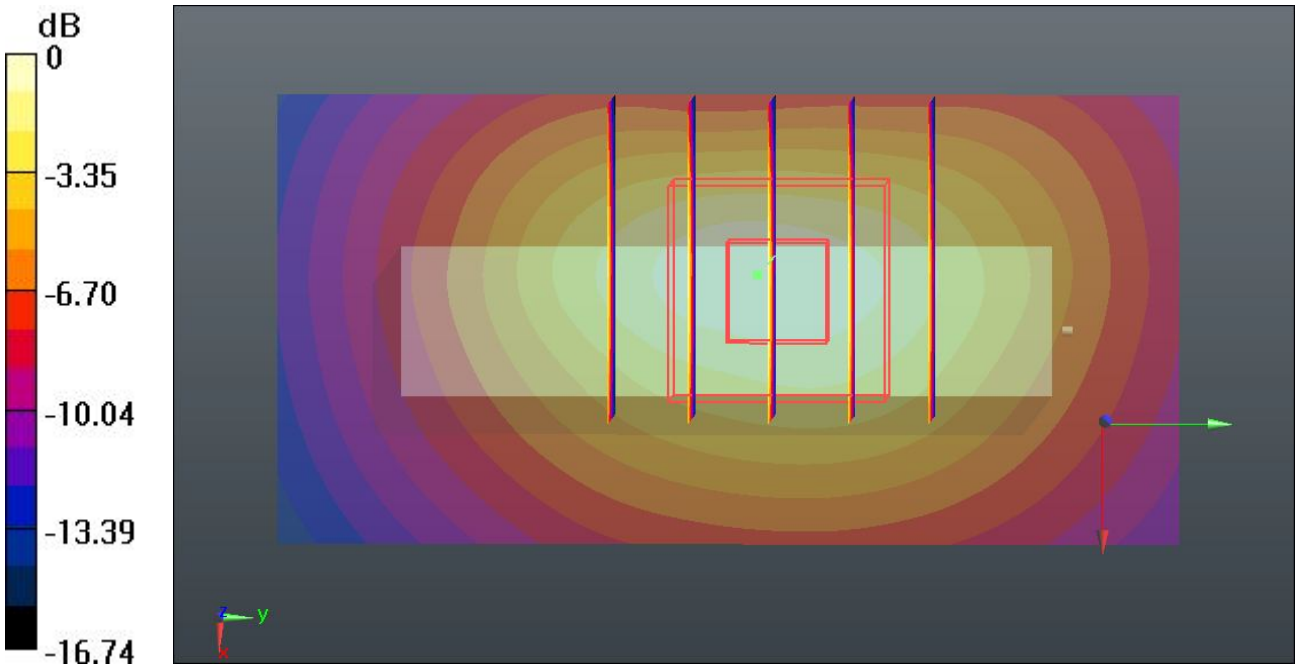

0 dB = 1.05 mW/g = 0.42 dB mW/g

Test Laboratory: Sporton International Inc. SAR/HAC Testing Lab Date: 06.07.2012

05 CDMA2000 BC1_RTAP 153.6_Bottom Side_1.0cm_Ch600

DUT: 220101-01

Communication System: CDMA2000; Frequency: 1880 MHz;Duty Cycle: 1:1
Medium: MSL_1900_120706 Medium parameters used: f = 1880 MHz; σ = 1.498 mho/m; ε_r = 53.575; ρ = 1000 kg/m^3
Ambient Temperature：23.2 ℃; Liquid Temperature：21.7 ℃

DASY5 Configuration:
- Probe: ES3DV3 - SN3270; ConvF(4.64, 4.64, 4.64); Calibrated: 12.09.2011;
- Sensor-Surface: 4mm (Mechanical Surface Detection)
- Electronics: DAE4 Sn1303; Calibrated: 10.11.2011
- Phantom: SAM2; Type: QD000P40CD; Serial: TP:1671
- Measurement SW: DASY52, Version 52.8 (1); SEMCAD X Version 14.6.5 (6469)

Ch600/Area Scan (31x61x1): Measurement grid: dx=15mm, dy=15mm
Maximum value of SAR (interpolated) = 0.999 mW/g

Ch600/Zoom Scan (5x5x7)/Cube 0: Measurement grid: dx=8mm, dy=8mm, dz=5mm
Reference Value = 14.276 V/m; Power Drift = -0.04 dB
Peak SAR (extrapolated) = 1.549 mW/g
SAR(1 g) = 0.895 mW/g; SAR(10 g) = 0.482 mW/g
Maximum value of SAR (measured) = 0.980 mW/g

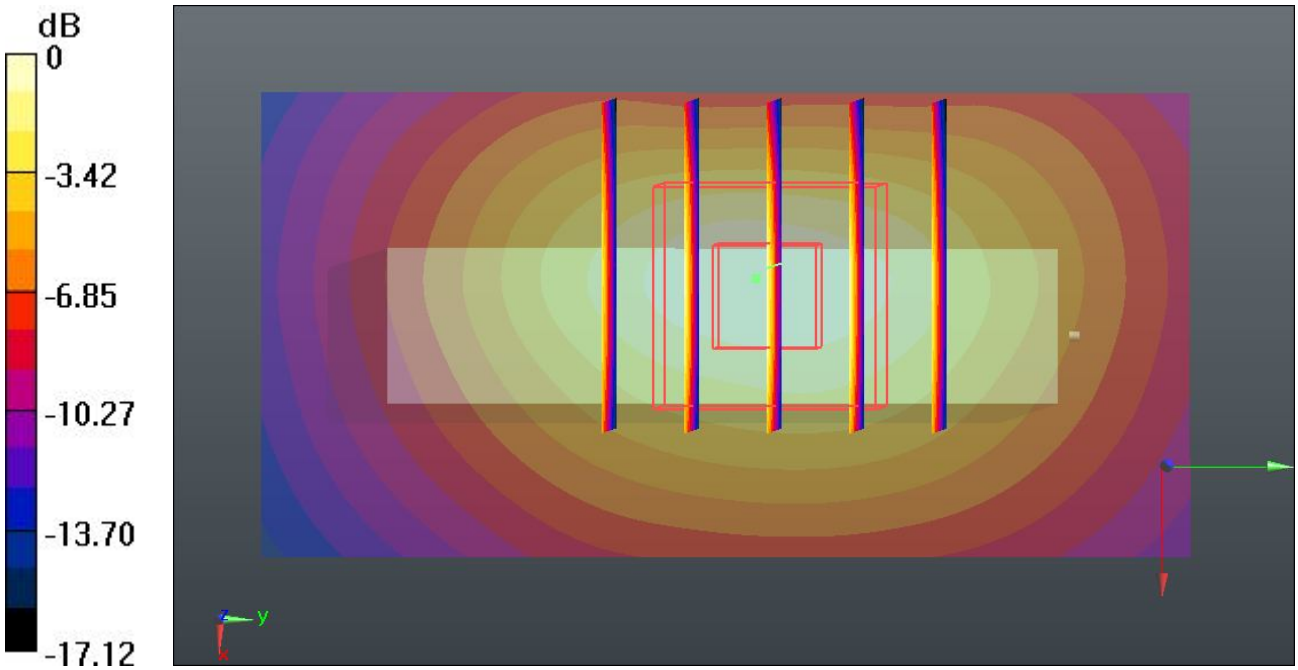

0 dB = 0.980 mW/g = -0.18 dB mW/g

06 CDMA2000 BC1_RTAP 153.6_Bottom Side_1.0cm_Ch1175

DUT: 220101-01

Communication System: CDMA2000; Frequency: 1908.75 MHz;Duty Cycle: 1:1
Medium: MSL_1900_120706 Medium parameters used: f = 1909 MHz; σ = 1.528 mho/m; ε_r = 53.554; ρ = 1000 kg/m^3
Ambient Temperature：23.2 ℃; Liquid Temperature：21.7 ℃

DASY5 Configuration:
- Probe: ES3DV3 - SN3270; ConvF(4.64, 4.64, 4.64); Calibrated: 12.09.2011;
- Sensor-Surface: 4mm (Mechanical Surface Detection)
- Electronics: DAE4 Sn1303; Calibrated: 10.11.2011
- Phantom: SAM2; Type: QD000P40CD; Serial: TP:1671
- Measurement SW: DASY52, Version 52.8 (1); SEMCAD X Version 14.6.5 (6469)

Ch1175/Area Scan (31x61x1): Measurement grid: dx=15mm, dy=15mm
Maximum value of SAR (interpolated) = 1.04 mW/g

Ch1175/Zoom Scan (5x5x7)/Cube 0: Measurement grid: dx=8mm, dy=8mm, dz=5mm
Reference Value = 14.186 V/m; Power Drift = -0.03 dB
Peak SAR (extrapolated) = 1.604 mW/g
SAR(1 g) = 0.940 mW/g; SAR(10 g) = 0.505 mW/g
Maximum value of SAR (measured) = 1.04 mW/g

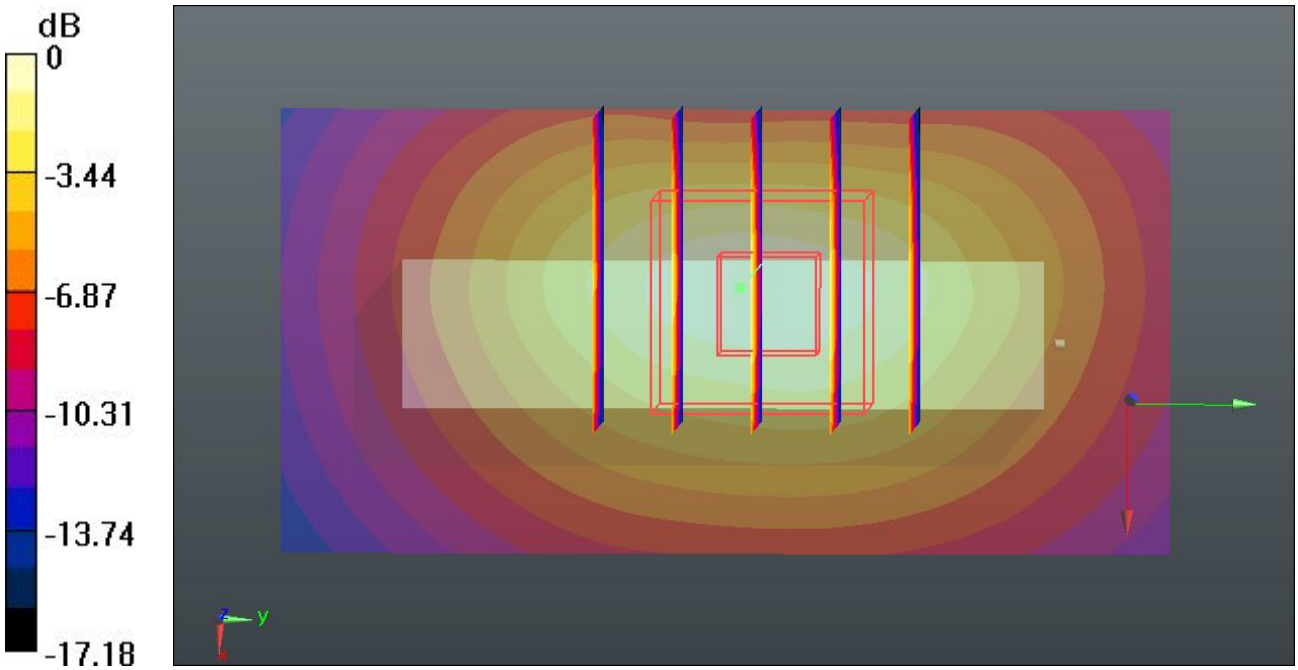

0 dB = 1.04 mW/g = 0.34 dB mW/g

Test Laboratory: Sporton International Inc. SAR/HAC Testing Lab Date: 06.07.2012

08 CDMA2000 BC1_RC3 SO32_Back_1.0cm_Ch25_Headset

DUT: 220101-01

Communication System: CDMA2000; Frequency: 1851.25 MHz;Duty Cycle: 1:1
Medium: MSL_1900_120706 Medium parameters used: f = 1851.25 MHz; σ = 1.461 mho/m; ε_r = 53.588; ρ = 1000 kg/m^3
Ambient Temperature：23.2 ℃; Liquid Temperature：21.7 ℃

DASY5 Configuration:
- Probe: ES3DV3 - SN3270; ConvF(4.64, 4.64, 4.64); Calibrated: 12.09.2011;
- Sensor-Surface: 4mm (Mechanical Surface Detection)
- Electronics: DAE4 Sn1303; Calibrated: 10.11.2011
- Phantom: SAM2; Type: QD000P40CD; Serial: TP:1671
- Measurement SW: DASY52, Version 52.8 (1); SEMCAD X Version 14.6.5 (6469)

Ch25/Area Scan (61x101x1): Measurement grid: dx=15mm, dy=15mm
Maximum value of SAR (interpolated) = 1.09 mW/g

Ch25/Zoom Scan (5x5x7)/Cube 0: Measurement grid: dx=8mm, dy=8mm, dz=5mm
Reference Value = 16.026 V/m; Power Drift = -0.07 dB
Peak SAR (extrapolated) = 1.568 mW/g
SAR(1 g) = 0.992 mW/g; SAR(10 g) = 0.623 mW/g
Maximum value of SAR (measured) = 1.05 mW/g

Ch25/Zoom Scan (5x5x7)/Cube 1: Measurement grid: dx=8mm, dy=8mm, dz=5mm
Reference Value = 16.026 V/m; Power Drift = -0.07 dB
Peak SAR (extrapolated) = 1.495 mW/g
SAR(1 g) = 0.888 mW/g; SAR(10 g) = 0.531 mW/g
Maximum value of SAR (measured) = 0.966 mW/g

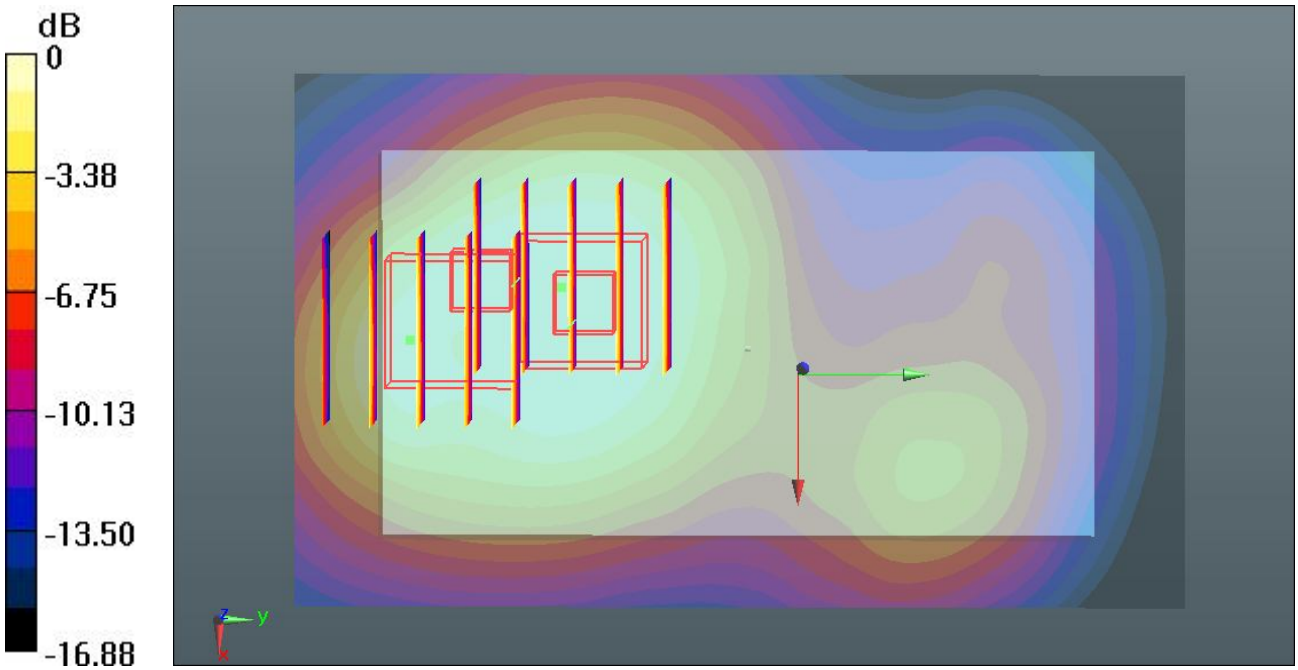

0 dB = 0.966 mW/g = -0.30 dB mW/g

Test Laboratory: Sporton International Inc. SAR/HAC Testing Lab Date: 06.07.2012

09 CDMA2000 BC1_RC3 SO32_Back_1.0cm_Ch600_Headset

DUT: 220101-01

Communication System: CDMA2000; Frequency: 1880 MHz;Duty Cycle: 1:1
Medium: MSL_1900_120706 Medium parameters used: f = 1880 MHz; σ = 1.498 mho/m; ε_r = 53.575; ρ = 1000 kg/m^3
Ambient Temperature：23.2 ℃; Liquid Temperature：21.7 ℃

DASY5 Configuration:
- Probe: ES3DV3 - SN3270; ConvF(4.64, 4.64, 4.64); Calibrated: 12.09.2011;
- Sensor-Surface: 4mm (Mechanical Surface Detection)
- Electronics: DAE4 Sn1303; Calibrated: 10.11.2011
- Phantom: SAM2; Type: QD000P40CD; Serial: TP:1671
- Measurement SW: DASY52, Version 52.8 (1); SEMCAD X Version 14.6.5 (6469)

Ch600/Area Scan (61x101x1): Measurement grid: dx=15mm, dy=15mm
Maximum value of SAR (interpolated) = 0.943 mW/g

Ch600/Zoom Scan (5x5x7)/Cube 0: Measurement grid: dx=8mm, dy=8mm, dz=5mm
Reference Value = 15.487 V/m; Power Drift = 0.01 dB
Peak SAR (extrapolated) = 1.427 mW/g
SAR(1 g) = 0.839 mW/g; SAR(10 g) = 0.504 mW/g
Maximum value of SAR (measured) = 0.912 mW/g

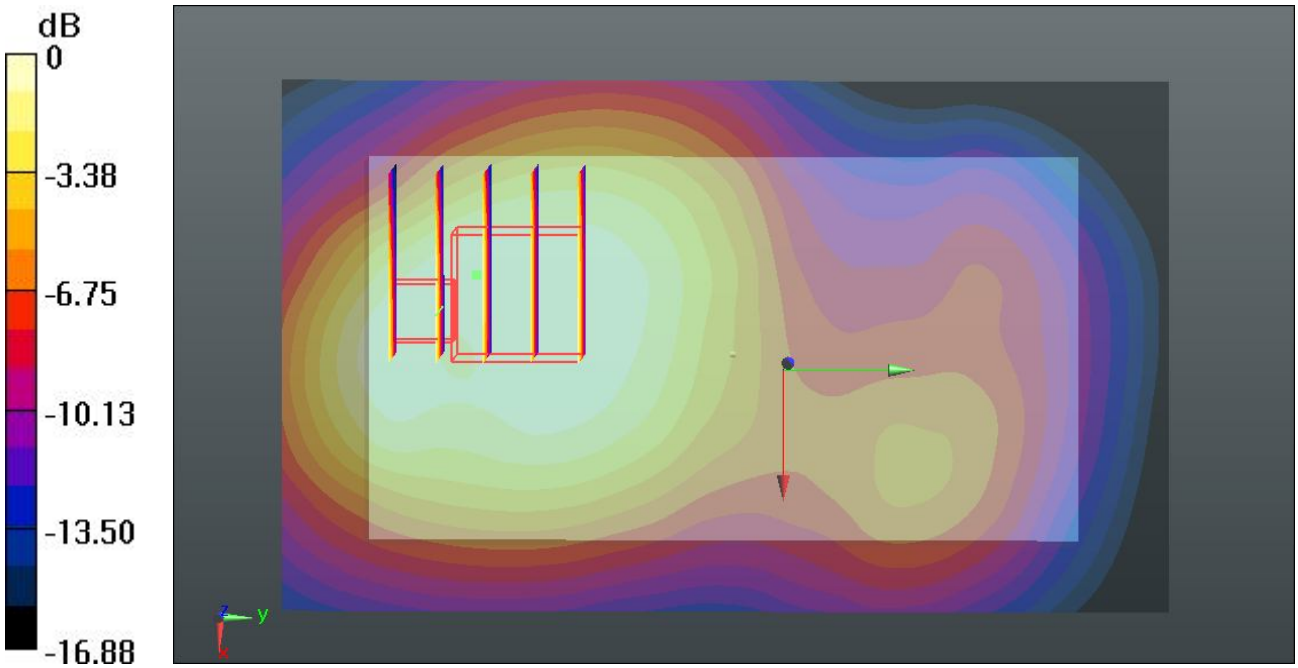

0 dB = 0.912 mW/g = -0.80 dB mW/g

10 CDMA2000 BC1_RC3 SO32_Back_1.0cm_Ch1175_Headset

DUT: 220101-01

Communication System: CDMA2000; Frequency: 1908.75 MHz;Duty Cycle: 1:1
Medium: MSL_1900_120706 Medium parameters used: f = 1909 MHz; σ = 1.528 mho/m; ε_r = 53.554; ρ = 1000 kg/m^3
Ambient Temperature：23.2 ℃; Liquid Temperature：21.7 ℃

DASY5 Configuration:
- Probe: ES3DV3 - SN3270; ConvF(4.64, 4.64, 4.64); Calibrated: 12.09.2011;
- Sensor-Surface: 4mm (Mechanical Surface Detection)
- Electronics: DAE4 Sn1303; Calibrated: 10.11.2011
- Phantom: SAM2; Type: QD000P40CD; Serial: TP:1671
- Measurement SW: DASY52, Version 52.8 (1); SEMCAD X Version 14.6.5 (6469)

Ch1175/Area Scan (61x101x1): Measurement grid: dx=15mm, dy=15mm
Maximum value of SAR (interpolated) = 1.12 mW/g

Ch1175/Zoom Scan (5x5x7)/Cube 0: Measurement grid: dx=8mm, dy=8mm, dz=5mm
Reference Value = 15.194 V/m; Power Drift = -0.04 dB
Peak SAR (extrapolated) = 1.691 mW/g
SAR(1 g) = 1.01 mW/g; SAR(10 g) = 0.596 mW/g
Maximum value of SAR (measured) = 1.08 mW/g

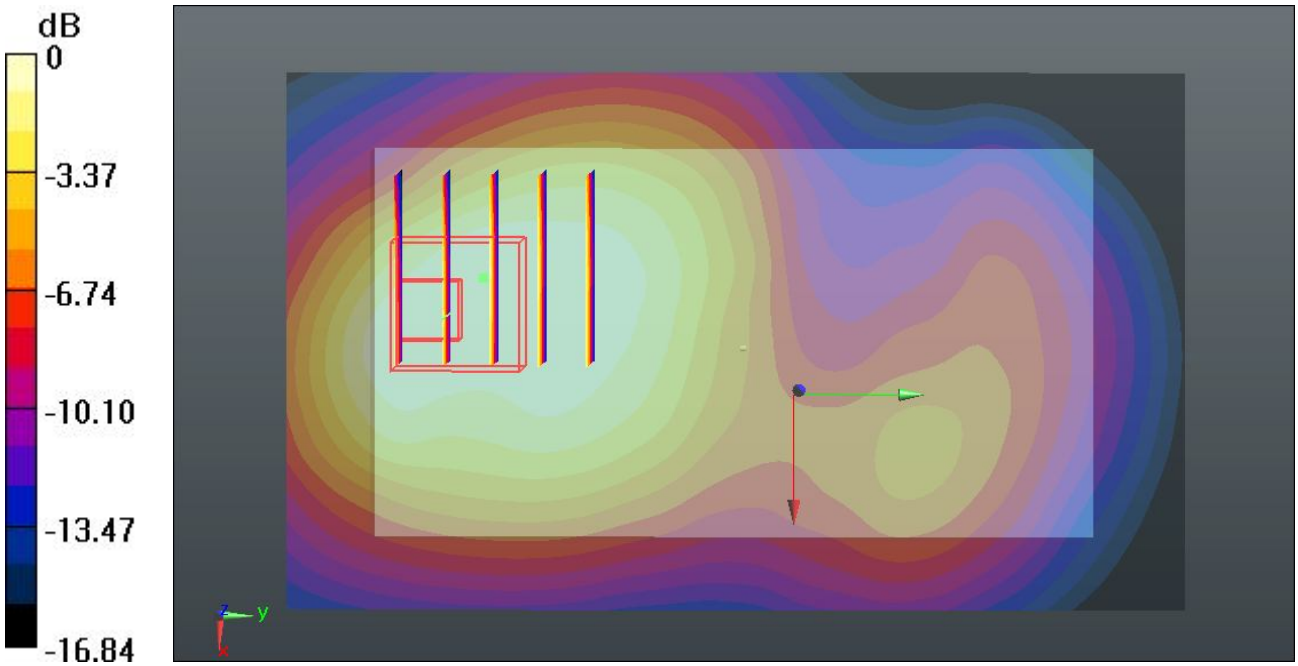

0 dB = 1.08 mW/g = 0.67 dB mW/g

Test Laboratory: Sporton International Inc. SAR/HAC Testing Lab Date: 06.07.2012

10 CDMA2000 BC1_RC3 SO32_Back_1.0cm_Ch1175_Headset_2D

DUT: 220101-01

Communication System: CDMA2000; Frequency: 1908.75 MHz;Duty Cycle: 1:1
Medium: MSL_1900_120706 Medium parameters used: f = 1909 MHz; σ = 1.528 mho/m; ε_r = 53.554; ρ = 1000 kg/m^3
Ambient Temperature：23.2 ℃; Liquid Temperature：21.7 ℃

DASY5 Configuration:
- Probe: ES3DV3 - SN3270; ConvF(4.64, 4.64, 4.64); Calibrated: 12.09.2011;
- Sensor-Surface: 4mm (Mechanical Surface Detection)
- Electronics: DAE4 Sn1303; Calibrated: 10.11.2011
- Phantom: SAM2; Type: QD000P40CD; Serial: TP:1671
- Measurement SW: DASY52, Version 52.8 (1); SEMCAD X Version 14.6.5 (6469)

Ch1175/Area Scan (61x101x1): Measurement grid: dx=15mm, dy=15mm
Maximum value of SAR (interpolated) = 1.12 mW/g

Ch1175/Zoom Scan (5x5x7)/Cube 0: Measurement grid: dx=8mm, dy=8mm, dz=5mm
Reference Value = 15.194 V/m; Power Drift = -0.04 dB
Peak SAR (extrapolated) = 1.691 mW/g
SAR(1 g) = 1.01 mW/g; SAR(10 g) = 0.596 mW/g
Maximum value of SAR (measured) = 1.08 mW/g

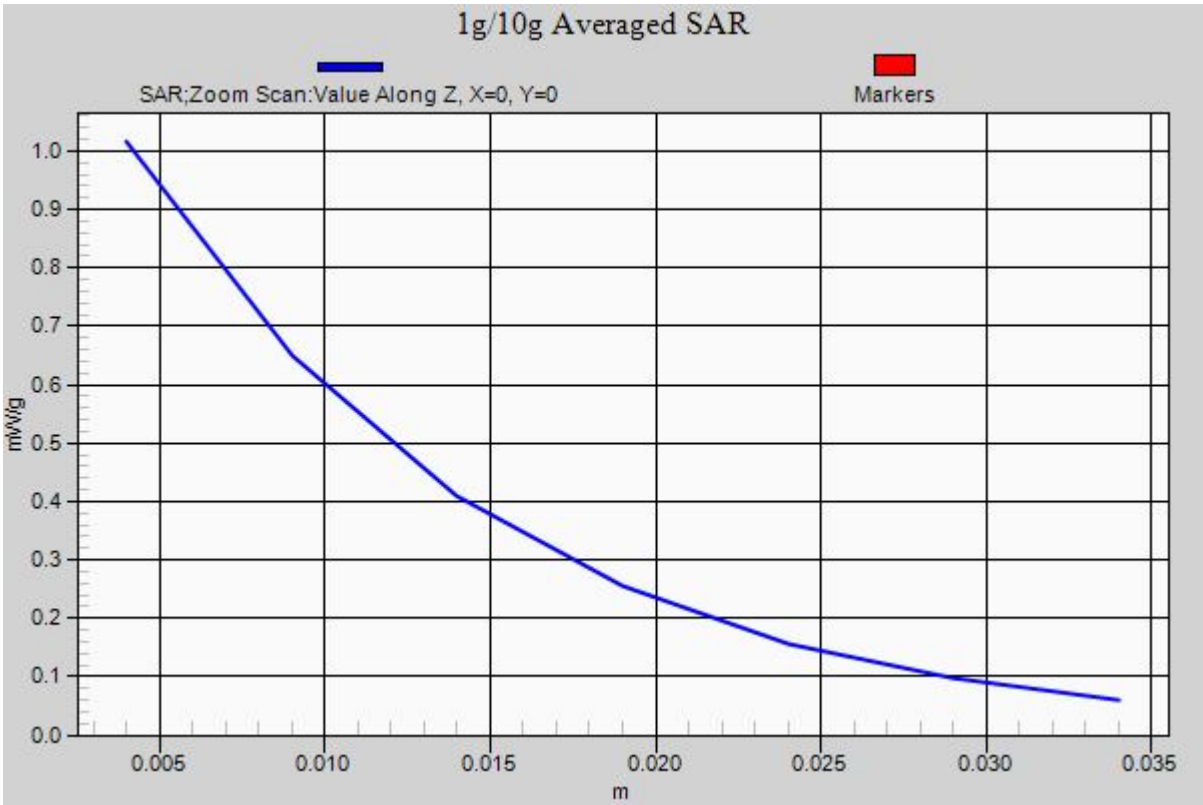

Test Laboratory: Sporton International Inc. SAR/HAC Testing Lab Date: 18.07.2012

31 802.11b_Back_1cm_1M_Ch6_Headset

DUT: 220101-01

Communication System: WIFI; Frequency: 2437 MHz;Duty Cycle: 1:1
Medium: MSL_2450_120718 Medium parameters used: f = 2437 MHz; σ = 1.922 mho/m; ε_r = 53.921; ρ = 1000 kg/m^3
Ambient Temperature：23.4 ℃; Liquid Temperature：21.3 ℃

DASY5 Configuration:
- Probe: EX3DV4 - SN3697; ConvF(6.73, 6.73, 6.73); Calibrated: 02.09.2011;
- Sensor-Surface: 4mm (Mechanical Surface Detection)
- Electronics: DAE4 Sn1210; Calibrated: 18.11.2011
- Phantom: SAM2; Type: SAM; Serial: TP-1477
- Measurement SW: DASY52, Version 52.8 (0); SEMCAD X Version 14.6.5 (6469)

Ch6/Area Scan (71x101x1): Measurement grid: dx=15mm, dy=15mm
Maximum value of SAR (interpolated) = 0.358 mW/g

Ch6/Zoom Scan (5x5x7)/Cube 1: Measurement grid: dx=8mm, dy=8mm, dz=5mm
Reference Value = 11.857 V/m; Power Drift = 0.10 dB
Peak SAR (extrapolated) = 0.563 mW/g
SAR(1 g) = 0.350 mW/g; SAR(10 g) = 0.322 mW/g
Maximum value of SAR (measured) = 0.372 mW/g

Ch6/Zoom Scan (5x5x7)/Cube 0: Measurement grid: dx=8mm, dy=8mm, dz=5mm
Reference Value = 11.857 V/m; Power Drift = 0.10 dB
Peak SAR (extrapolated) = 0.376 mW/g
SAR(1 g) = 0.343 mW/g; SAR(10 g) = 0.324 mW/g
Maximum value of SAR (measured) = 0.376 mW/g

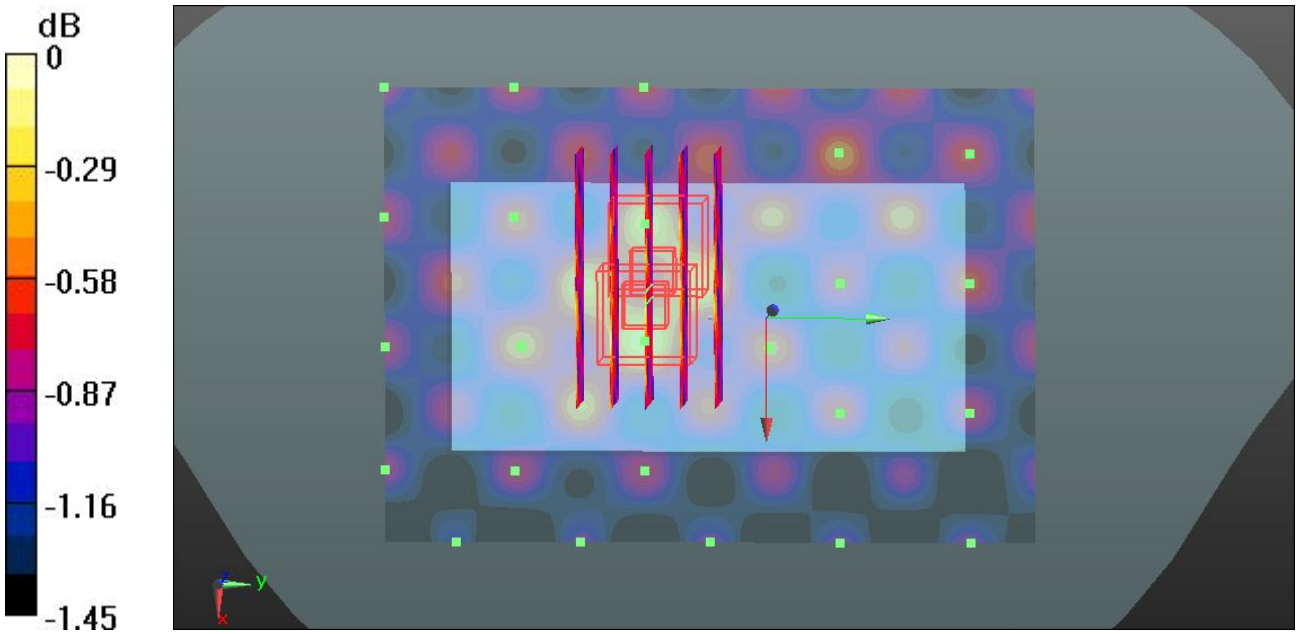

0 dB = 0.376 mW/g = -8.50 dB mW/g

Test Laboratory: Sporton International Inc. SAR/HAC Testing Lab Date: 18.07.2012

32 802.11b_Back_1cm_1M_Ch1_Headset

DUT: 220101-01

Communication System: WIFI; Frequency: 2412 MHz;Duty Cycle: 1:1
Medium: MSL_2450_120718 Medium parameters used: f = 2412 MHz; σ = 1.877 mho/m; ε_r = 54.002; ρ = 1000 kg/m^3
Ambient Temperature：23.4 ℃; Liquid Temperature：21.3 ℃

DASY5 Configuration:
- Probe: EX3DV4 - SN3697; ConvF(6.73, 6.73, 6.73); Calibrated: 02.09.2011;
- Sensor-Surface: 4mm (Mechanical Surface Detection)
- Electronics: DAE4 Sn1210; Calibrated: 18.11.2011
- Phantom: SAM2; Type: SAM; Serial: TP-1477
- Measurement SW: DASY52, Version 52.8 (0); SEMCAD X Version 14.6.5 (6469)

Ch1/Area Scan (71x101x1): Measurement grid: dx=15mm, dy=15mm
Maximum value of SAR (interpolated) = 0.376 mW/g

Ch1/Zoom Scan (5x5x7)/Cube 0: Measurement grid: dx=8mm, dy=8mm, dz=5mm
Reference Value = 13.015 V/m; Power Drift = 0.03 dB
Peak SAR (extrapolated) = 0.370 mW/g
SAR(1 g) = 0.343 mW/g; SAR(10 g) = 0.325 mW/g
Maximum value of SAR (measured) = 0.370 mW/g

Ch1/Zoom Scan (5x5x7)/Cube 1: Measurement grid: dx=8mm, dy=8mm, dz=5mm
Reference Value = 13.015 V/m; Power Drift = 0.03 dB
Peak SAR (extrapolated) = 0.392 mW/g
SAR(1 g) = 0.334 mW/g; SAR(10 g) = 0.319 mW/g
Maximum value of SAR (measured) = 0.361 mW/g



0 dB = 0.361 mW/g = -8.85 dB mW/g

Test Laboratory: Sporton International Inc. SAR/HAC Testing Lab Date: 18.07.2012

33 802.11b_Back_1cm_1M_Ch11_Headset

DUT: 220101-01

Communication System: WIFI; Frequency: 2462 MHz;Duty Cycle: 1:1
Medium: MSL_2450_120718 Medium parameters used: f = 2462 MHz; σ = 1.974 mho/m; ε_r = 53.843; ρ = 1000 kg/m^3
Ambient Temperature：23.4 ℃; Liquid Temperature：21.3 ℃

DASY5 Configuration:
- Probe: EX3DV4 - SN3697; ConvF(6.73, 6.73, 6.73); Calibrated: 02.09.2011;
- Sensor-Surface: 4mm (Mechanical Surface Detection)
- Electronics: DAE4 Sn1210; Calibrated: 18.11.2011
- Phantom: SAM2; Type: SAM; Serial: TP-1477
- Measurement SW: DASY52, Version 52.8 (0); SEMCAD X Version 14.6.5 (6469)

Ch11/Area Scan (71x101x1): Measurement grid: dx=15mm, dy=15mm
Maximum value of SAR (interpolated) = 0.402 mW/g

Ch11/Zoom Scan (5x5x7)/Cube 0: Measurement grid: dx=8mm, dy=8mm, dz=5mm
Reference Value = 12.997 V/m; Power Drift = -0.03 dB
Peak SAR (extrapolated) = 0.398 mW/g
SAR(1 g) = 0.370 mW/g; SAR(10 g) = 0.350 mW/g
Maximum value of SAR (measured) = 0.398 mW/g

Ch11/Zoom Scan (5x5x7)/Cube 1: Measurement grid: dx=8mm, dy=8mm, dz=5mm
Reference Value = 12.997 V/m; Power Drift = -0.03 dB
Peak SAR (extrapolated) = 0.386 mW/g
SAR(1 g) = 0.358 mW/g; SAR(10 g) = 0.340 mW/g
Maximum value of SAR (measured) = 0.386 mW/g

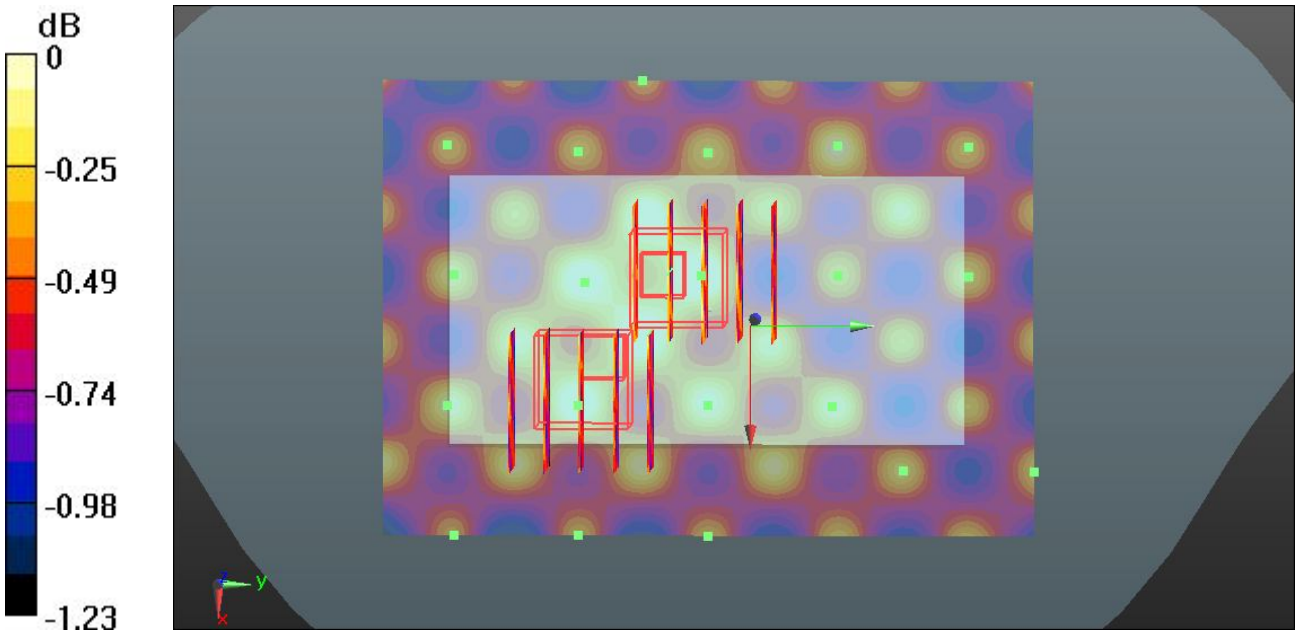

0 dB = 0.386 mW/g = -8.27 dB mW/g

33 802.11b_Back_1cm_1M_Ch11_Headset_2D

DUT: 220101-01

Communication System: WIFI; Frequency: 2462 MHz;Duty Cycle: 1:1
Medium: MSL_2450_120718 Medium parameters used: f = 2462 MHz; σ = 1.974 mho/m; ε_r = 53.843; ρ = 1000 kg/m^3
Ambient Temperature：23.4 ℃; Liquid Temperature：21.3 ℃

DASY5 Configuration:
- Probe: EX3DV4 - SN3697; ConvF(6.73, 6.73, 6.73); Calibrated: 02.09.2011;
- Sensor-Surface: 4mm (Mechanical Surface Detection)
- Electronics: DAE4 Sn1210; Calibrated: 18.11.2011
- Phantom: SAM2; Type: SAM; Serial: TP-1477
- Measurement SW: DASY52, Version 52.8 (0); SEMCAD X Version 14.6.5 (6469)

Ch11/Area Scan (71x101x1): Measurement grid: dx=15mm, dy=15mm
Maximum value of SAR (interpolated) = 0.402 mW/g

Ch11/Zoom Scan (5x5x7)/Cube 0: Measurement grid: dx=8mm, dy=8mm, dz=5mm
Reference Value = 12.997 V/m; Power Drift = -0.03 dB
Peak SAR (extrapolated) = 0.398 mW/g
SAR(1 g) = 0.370 mW/g; SAR(10 g) = 0.350 mW/g
Maximum value of SAR (measured) = 0.398 mW/g

Ch11/Zoom Scan (5x5x7)/Cube 1: Measurement grid: dx=8mm, dy=8mm, dz=5mm
Reference Value = 12.997 V/m; Power Drift = -0.03 dB
Peak SAR (extrapolated) = 0.386 mW/g
SAR(1 g) = 0.358 mW/g; SAR(10 g) = 0.340 mW/g
Maximum value of SAR (measured) = 0.386 mW/g

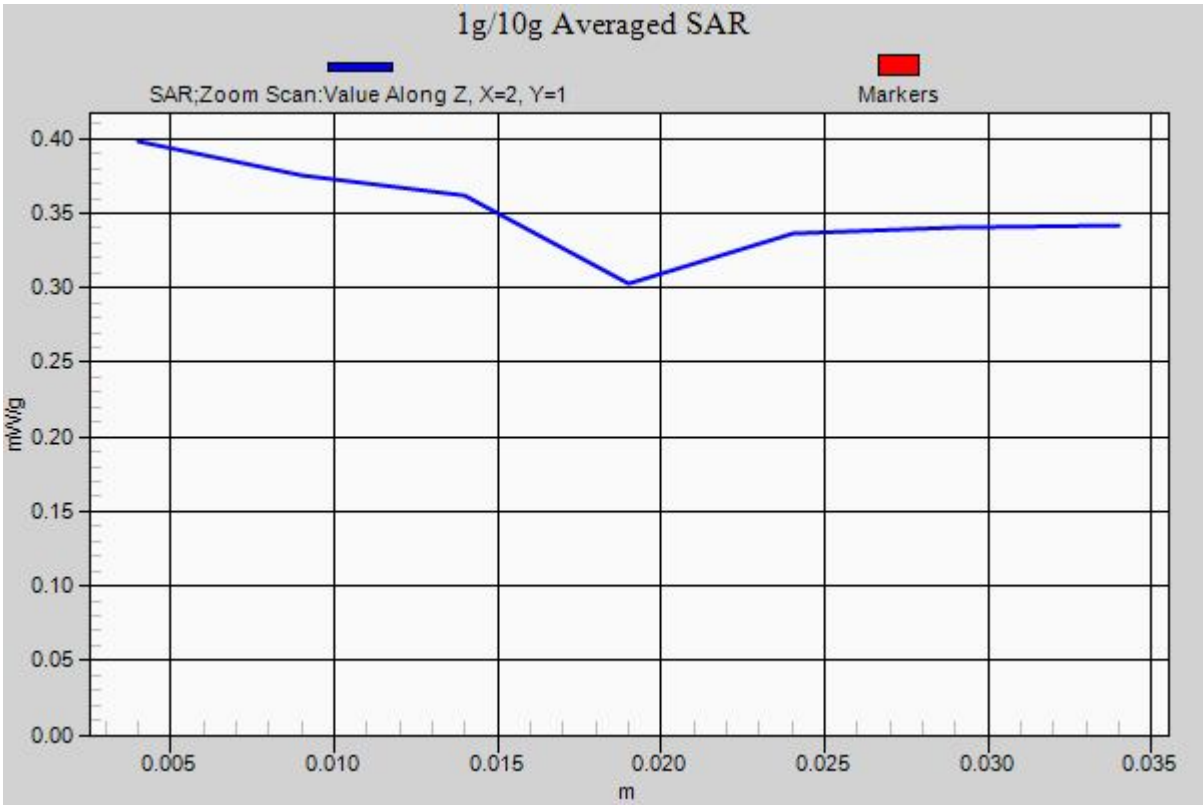
1g/10g Averaged SAR
SAR;Zoom Scan:Value Along Z, X=2, Y=1
Markers
mW/g
0.40
0.35
0.30
0.25
0.20
0.15
0.10
0.05
0.00
0.005
0.010
0.015
0.020
0.025
0.030
0.035
m