Test Laboratory: Sporton International Inc. SAR/HAC Testing Lab Date: 2013-4-14

#01 HAC_T-Coil GSM850_GSM_Ch128(Z)

DUT: 341002B

Communication System: General GSM; Frequency: 824.2 MHz;Duty Cycle: 1:8.3
Medium: Air Medium parameters used: $\sigma = 0$ S/m, $\varepsilon_r = 1$; $\rho = 0$ kg/m^3
Ambient Temperature：23.1 ℃

DASY5 Configuration:
- Probe: AM1DV3 - 3093; ; Calibrated: 2012-4-19
- Sensor-Surface: 0mm (Fix Surface)
- Electronics: DAE4 Sn1210; Calibrated: 2012-12-5
- Phantom: HAC Test Arch with AMCC; Type: SD HAC P01 BA;
- Measurement SW: DASY52, Version 52.8 (4); SEMCAD X Version 14.6.8 (7028)

Ch128/z (axial) fine 2mm 8 x 8/ABM SNR(x,y,z) (5x5x1): Measurement grid: dx=10mm, dy=10mm
ABM1/ABM2 = 30.03 dB
ABM1 comp = 5.73 dBA/m
Location: -4, 0.2, 3.7 mm

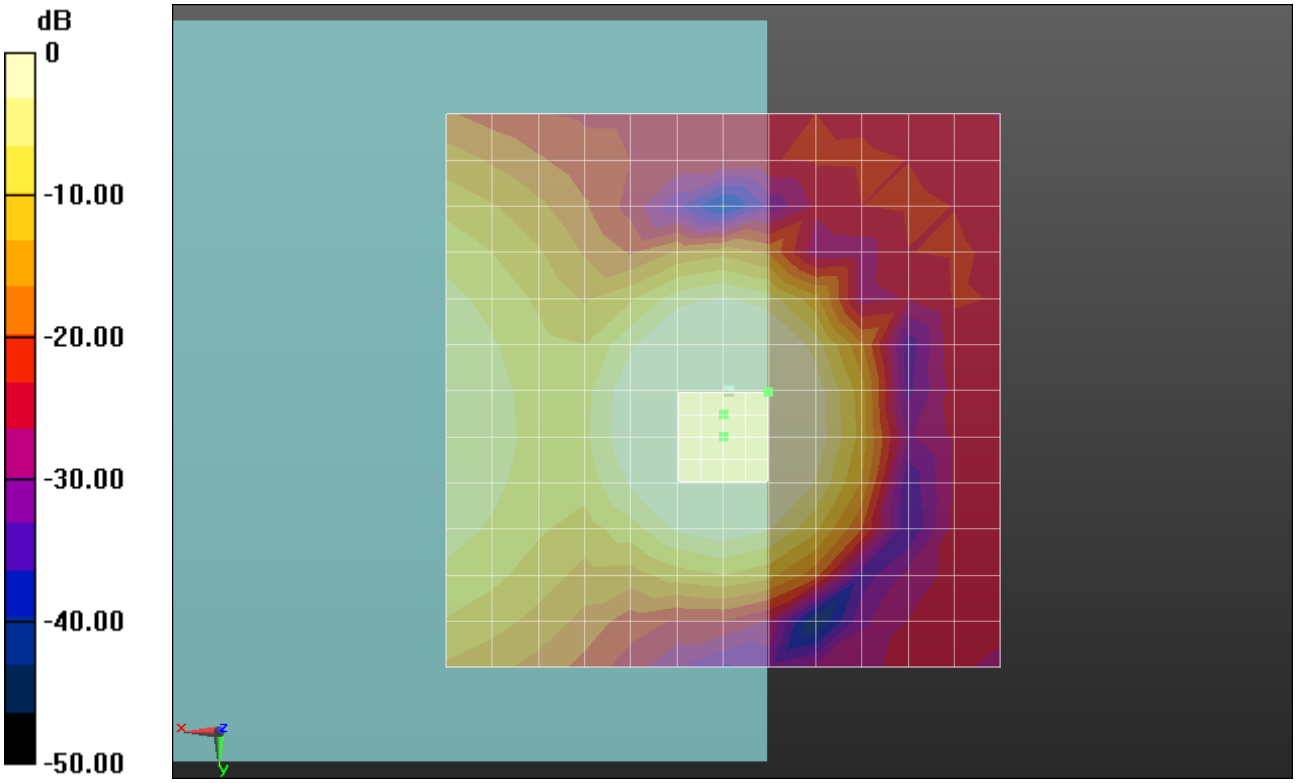

0 dB = 1.000 A/m = 0.00 dBA/m

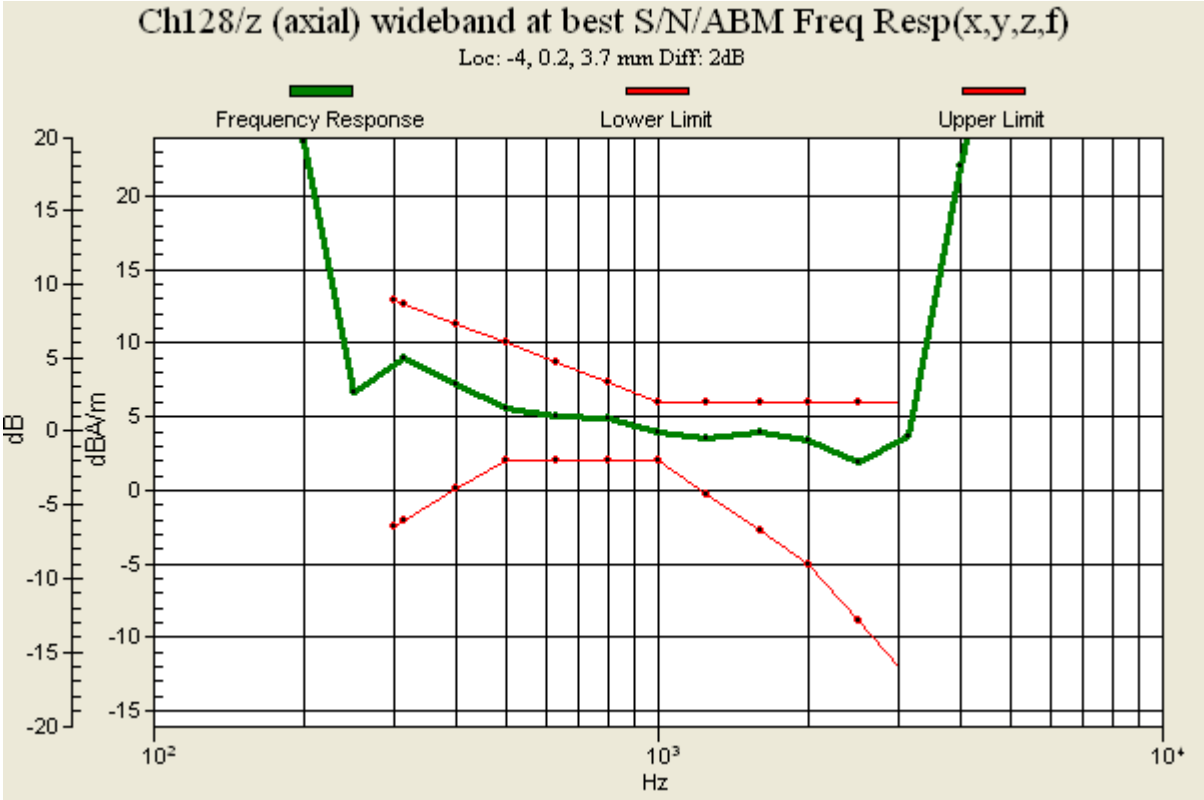
Ch128/z (axial) wideband at best S/N/ABM Freq Resp(x,y,z,f)
Loc: -4, 0.2, 3.7 mm Diff: 2dB
Frequency Response
Lower Limit
Upper Limit
dB
dBA/m
Hz

Test Laboratory: Sporton International Inc. SAR/HAC Testing Lab Date: 2013-4-14

#01 HAC_T-Coil GSM850_GSM_Ch128(Y)

DUT: 341002B

Communication System: General GSM; Frequency: 824.2 MHz;Duty Cycle: 1:8.3
Medium: Air Medium parameters used: $\sigma = 0$ S/m, $\varepsilon_r = 1$; $\rho = 0$ kg/m^3
Ambient Temperature：23.1 ℃

DASY5 Configuration:
- Probe: AM1DV3 - 3093; ; Calibrated: 2012-4-19
- Sensor-Surface: 0mm (Fix Surface)
- Electronics: DAE4 Sn1210; Calibrated: 2012-12-5
- Phantom: HAC Test Arch with AMCC; Type: SD HAC P01 BA;
- Measurement SW: DASY52, Version 52.8 (4); SEMCAD X Version 14.6.8 (7028)

Ch128/y (transversal) fine 3mm 6 x 42/ABM SNR(x,y,z) (3x15x1): Measurement grid: dx=10mm, dy=10mm
ABM1/ABM2 = 22.25 dB
ABM1 comp = -9.68 dBA/m
Location: -3, 1.8, 3.7 mm

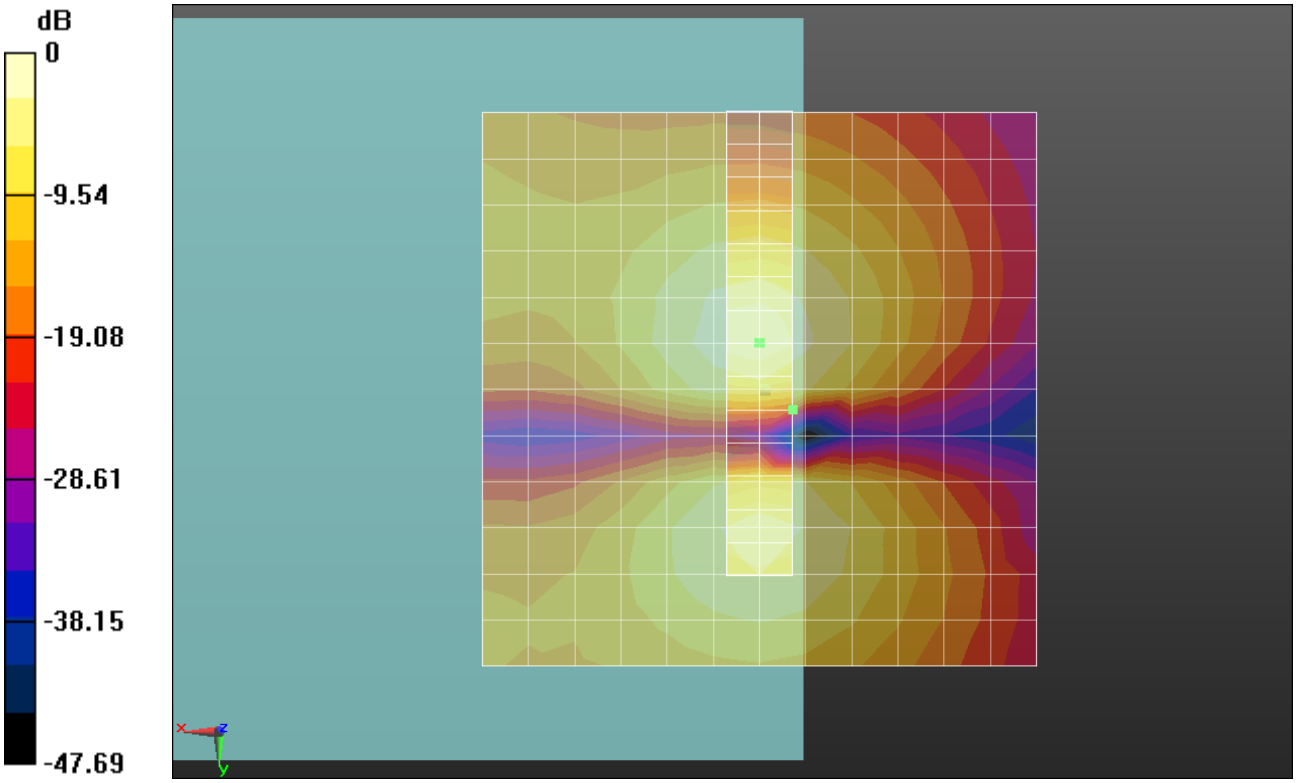

0 dB = 1.000 A/m = 0.00 dBA/m

Test Laboratory: Sporton International Inc. SAR/HAC Testing Lab Date: 2013-4-14

#02 HAC_T-Coil GSM850_GSM_Ch189(Z)

DUT: 341002B

Communication System: General GSM; Frequency: 836.4 MHz;Duty Cycle: 1:8.3
Medium: Air Medium parameters used: $\sigma = 0$ S/m, $\varepsilon_r = 1$; $\rho = 0$ kg/m^3
Ambient Temperature：23.1 ℃

DASY5 Configuration:
- Probe: AM1DV3 - 3093; ; Calibrated: 2012-4-19
- Sensor-Surface: 0mm (Fix Surface)
- Electronics: DAE4 Sn1210; Calibrated: 2012-12-5
- Phantom: HAC Test Arch with AMCC; Type: SD HAC P01 BA;
- Measurement SW: DASY52, Version 52.8 (4); SEMCAD X Version 14.6.8 (7028)

Ch189/z (axial) fine 2mm 8 x 8/ABM SNR(x,y,z) (5x5x1): Measurement grid: dx=10mm, dy=10mm
ABM1/ABM2 = 29.74 dB
ABM1 comp = 5.82 dBA/m
Location: -4, 0.2, 3.7 mm

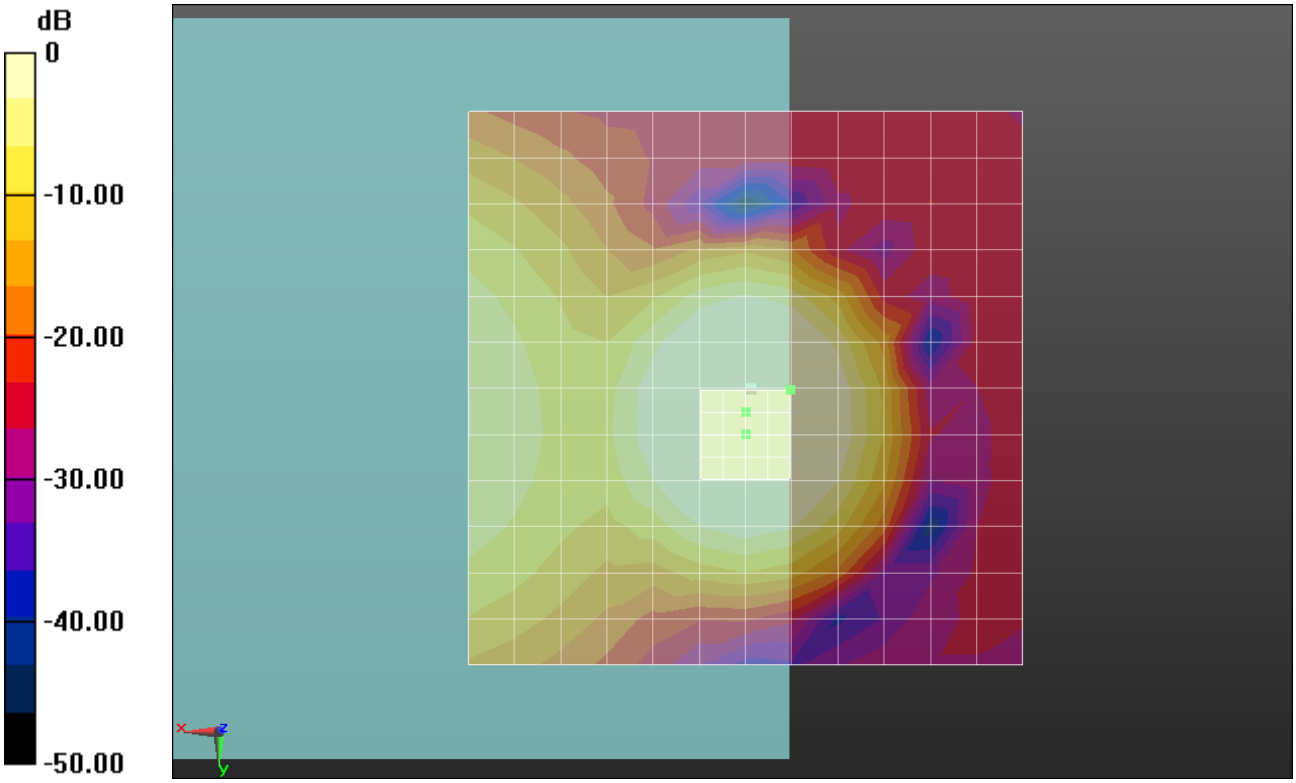

0 dB = 1.000 A/m = 0.00 dBA/m

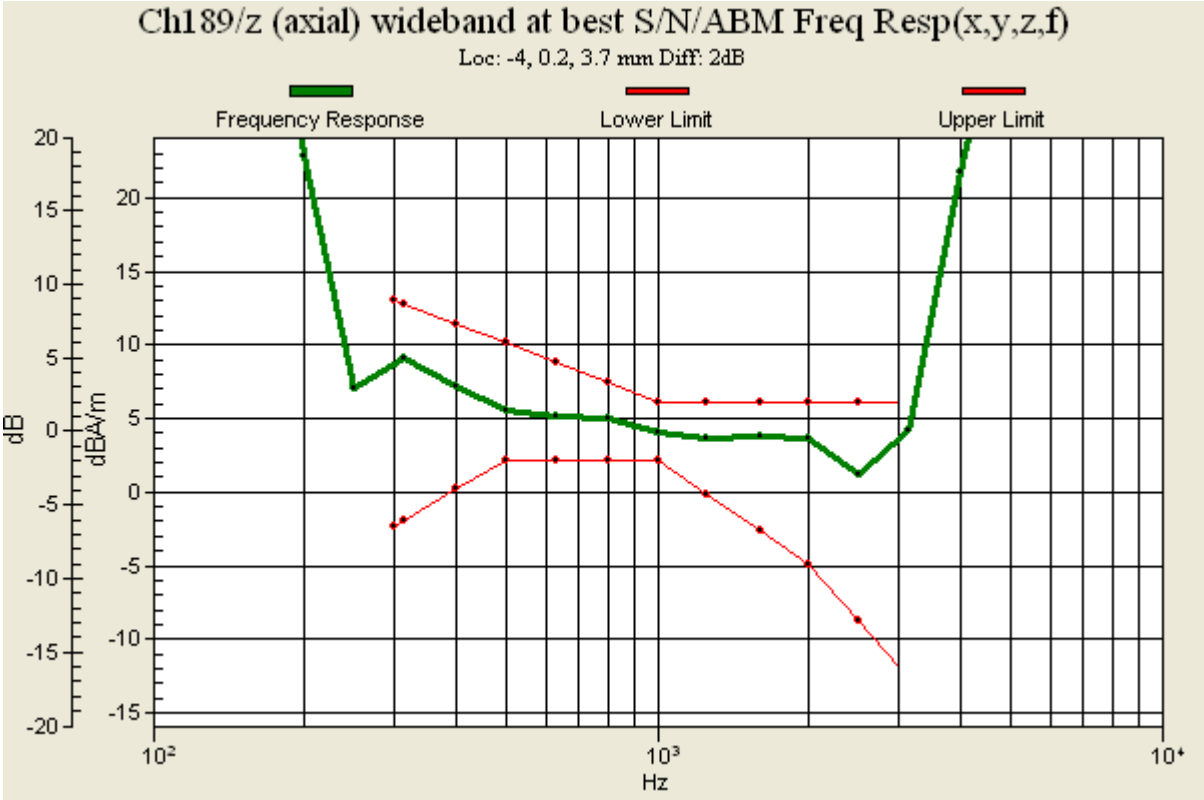
Ch189/z (axial) wideband at best S/N/ABM Freq Resp(x,y,z,f)
Loc: -4, 0.2, 3.7 mm Diff: 2dB
Frequency Response
Lower Limit
Upper Limit
dB
dBA/m
Hz

Test Laboratory: Sporton International Inc. SAR/HAC Testing Lab Date: 2013-4-14

#02 HAC_T-Coil GSM850_GSM_Ch189(Y)

DUT: 341002B

Communication System: General GSM; Frequency: 836.4 MHz;Duty Cycle: 1:8.3
Medium: Air Medium parameters used: $\sigma = 0$ S/m, $\varepsilon_r = 1$; $\rho = 0$ kg/m^3
Ambient Temperature：23.1 ℃

DASY5 Configuration:
- Probe: AM1DV3 - 3093; ; Calibrated: 2012-4-19
- Sensor-Surface: 0mm (Fix Surface)
- Electronics: DAE4 Sn1210; Calibrated: 2012-12-5
- Phantom: HAC Test Arch with AMCC; Type: SD HAC P01 BA;
- Measurement SW: DASY52, Version 52.8 (4); SEMCAD X Version 14.6.8 (7028)

Ch189/y (transversal) fine 3mm 6 x 42/ABM SNR(x,y,z) (3x15x1): Measurement grid: dx=10mm, dy=10mm
ABM1/ABM2 = 22.08 dB
ABM1 comp = -9.74 dBA/m
Location: -3, 1.8, 3.7 mm

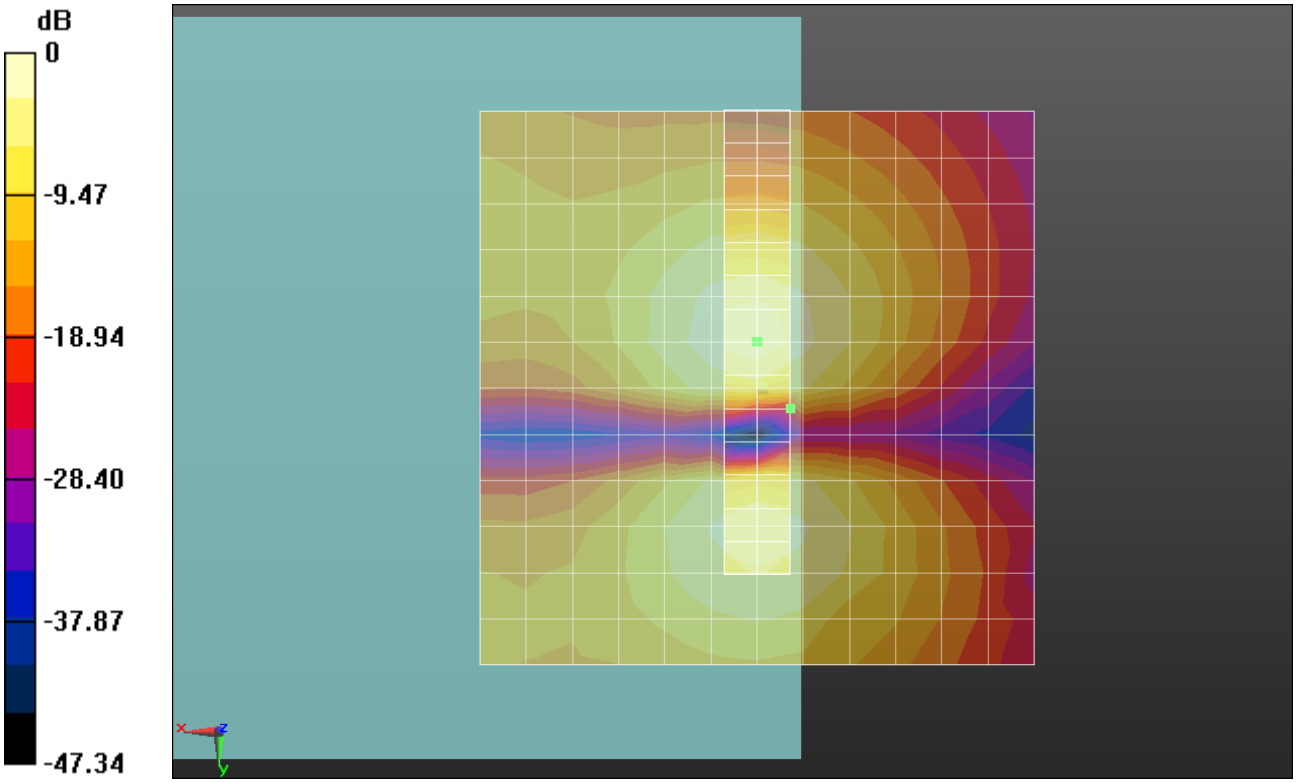

0 dB = 1.000 A/m = 0.00 dBA/m

Test Laboratory: Sporton International Inc. SAR/HAC Testing Lab Date: 2013-4-14

#03 HAC_T-Coil GSM850_GSM_Ch251(Z)

DUT: 341002B

Communication System: General GSM; Frequency: 848.8 MHz;Duty Cycle: 1:8.3
Medium: Air Medium parameters used: $\sigma = 0$ S/m, $\varepsilon_r = 1$; $\rho = 0$ kg/m^3
Ambient Temperature：23.1 ℃

DASY5 Configuration:
- Probe: AM1DV3 - 3093; ; Calibrated: 2012-4-19
- Sensor-Surface: 0mm (Fix Surface)
- Electronics: DAE4 Sn1210; Calibrated: 2012-12-5
- Phantom: HAC Test Arch with AMCC; Type: SD HAC P01 BA;
- Measurement SW: DASY52, Version 52.8 (4); SEMCAD X Version 14.6.8 (7028)

Ch251/z (axial) fine 2mm 8 x 8/ABM SNR(x,y,z) (5x5x1): Measurement grid: dx=10mm, dy=10mm
ABM1/ABM2 = 30.36 dB
ABM1 comp = 5.73 dBA/m
Location: -4, 0.2, 3.7 mm

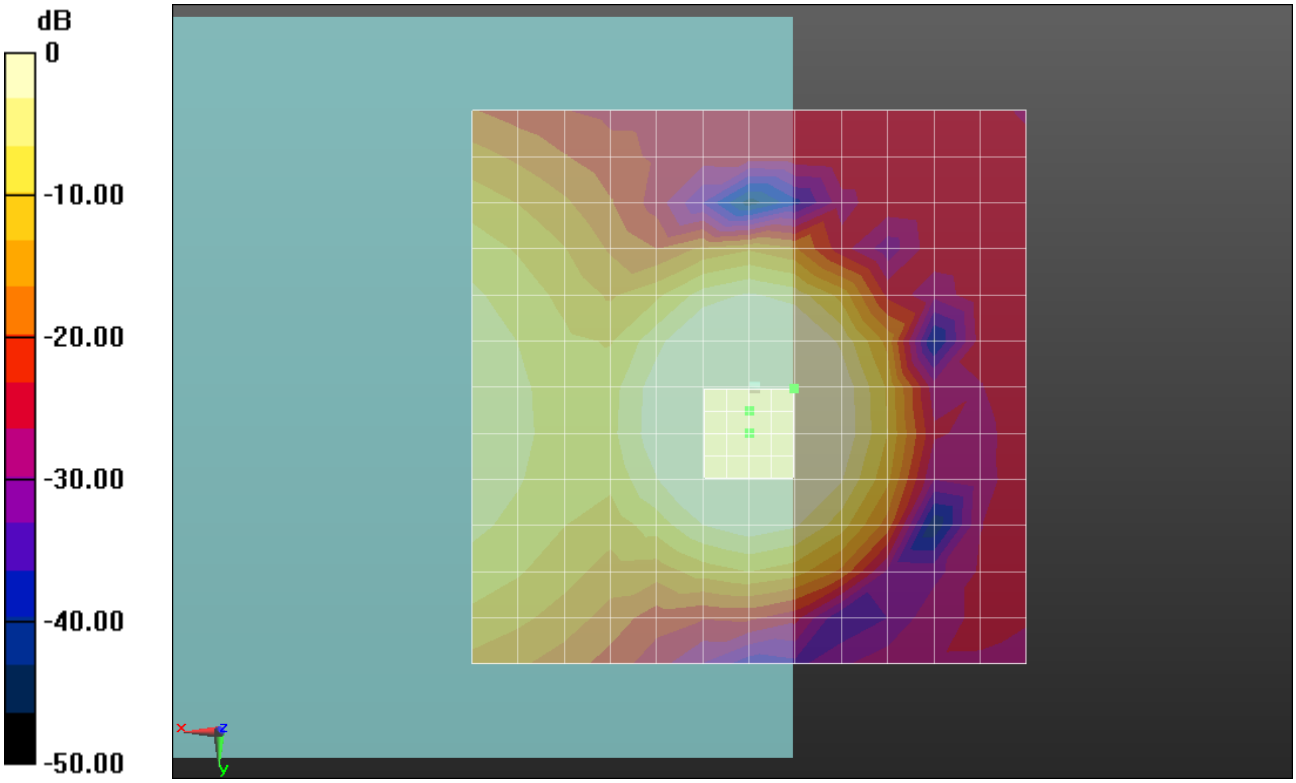

0 dB = 1.000 A/m = 0.00 dBA/m

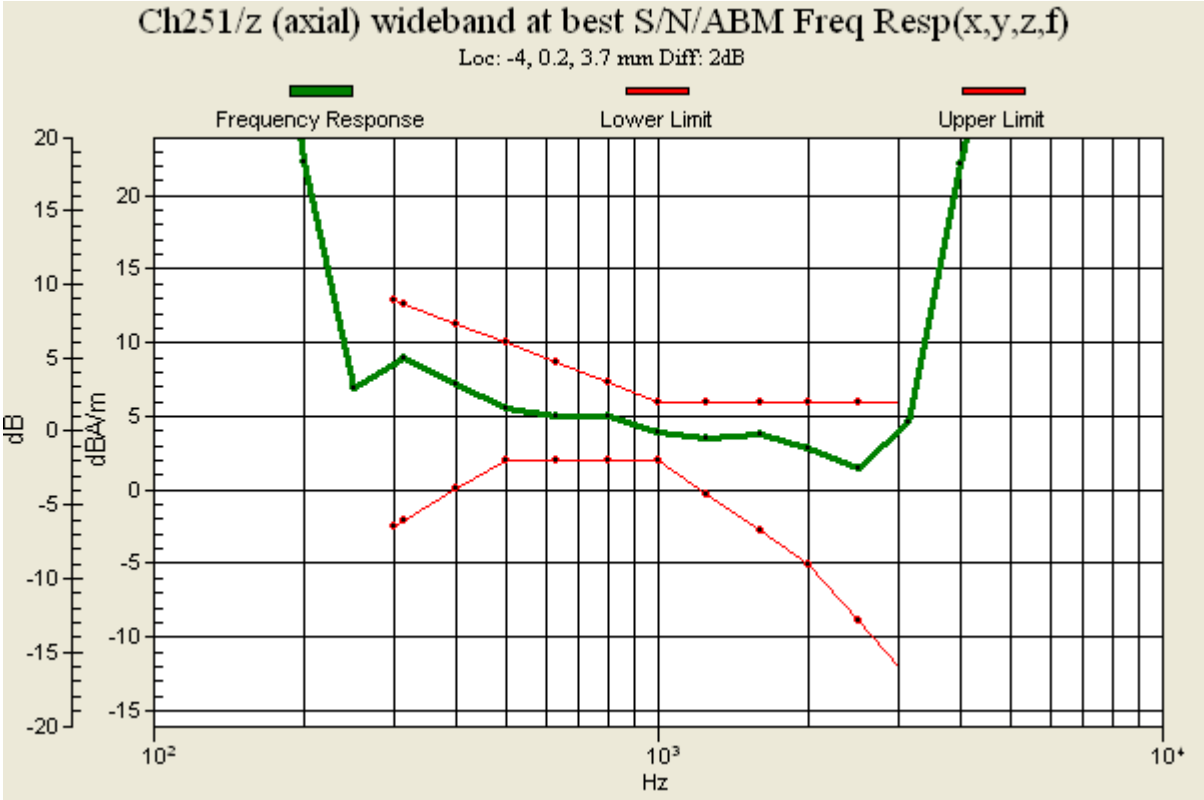
Ch251/z (axial) wideband at best S/N/ABM Freq Resp(x,y,z,f)
Loc: -4, 0.2, 3.7 mm Diff: 2dB
Frequency Response
Lower Limit
Upper Limit
dB
dBA/m
Hz

Test Laboratory: Sporton International Inc. SAR/HAC Testing Lab Date: 2013-4-14

#03 HAC_T-Coil GSM850_GSM_Ch251(Y)

DUT: 341002B

Communication System: General GSM; Frequency: 848.8 MHz;Duty Cycle: 1:8.3
Medium: Air Medium parameters used: $\sigma = 0$ S/m, $\varepsilon_r = 1$; $\rho = 0$ kg/m^3
Ambient Temperature：23.1 ℃

DASY5 Configuration:
- Probe: AM1DV3 - 3093; ; Calibrated: 2012-4-19
- Sensor-Surface: 0mm (Fix Surface)
- Electronics: DAE4 Sn1210; Calibrated: 2012-12-5
- Phantom: HAC Test Arch with AMCC; Type: SD HAC P01 BA;
- Measurement SW: DASY52, Version 52.8 (4); SEMCAD X Version 14.6.8 (7028)

Ch251/y (transversal) fine 3mm 6 x 42/ABM SNR(x,y,z) (3x15x1): Measurement grid: dx=10mm, dy=10mm
ABM1/ABM2 = 22.69 dB
ABM1 comp = -9.70 dBA/m
Location: -3, 1.8, 3.7 mm

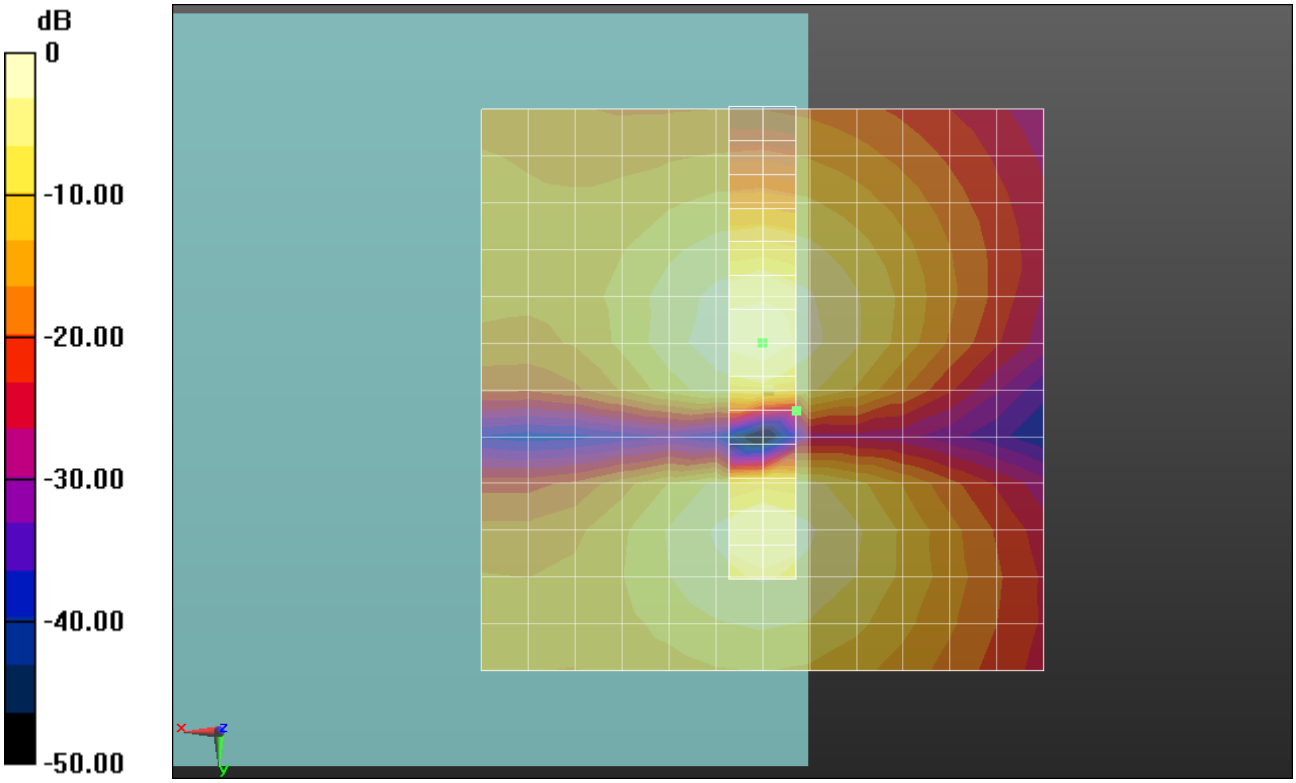

0 dB = 1.000 A/m = 0.00 dBA/m

Test Laboratory: Sporton International Inc. SAR/HAC Testing Lab Date: 2013-4-14

#04 HAC_T-Coil GSM1900_GSM_Ch512(Z)

DUT: 341002B

Communication System: General GSM; Frequency: 1850.2 MHz;Duty Cycle: 1:8.3
Medium: Air Medium parameters used: $\sigma = 0$ S/m, $\varepsilon_r = 1$; $\rho = 0$ kg/m^3
Ambient Temperature：23.1 ℃

DASY5 Configuration:
- Probe: AM1DV3 - 3093; ; Calibrated: 2012-4-19
- Sensor-Surface: 0mm (Fix Surface)
- Electronics: DAE4 Sn1210; Calibrated: 2012-12-5
- Phantom: HAC Test Arch with AMCC; Type: SD HAC P01 BA;
- Measurement SW: DASY52, Version 52.8 (4); SEMCAD X Version 14.6.8 (7028)

Ch512/z (axial) fine 2mm 8 x 8/ABM SNR(x,y,z) (5x5x1): Measurement grid: dx=10mm, dy=10mm
ABM1/ABM2 = 35.84 dB
ABM1 comp = 5.79 dBA/m
Location: -4, 0.2, 3.7 mm

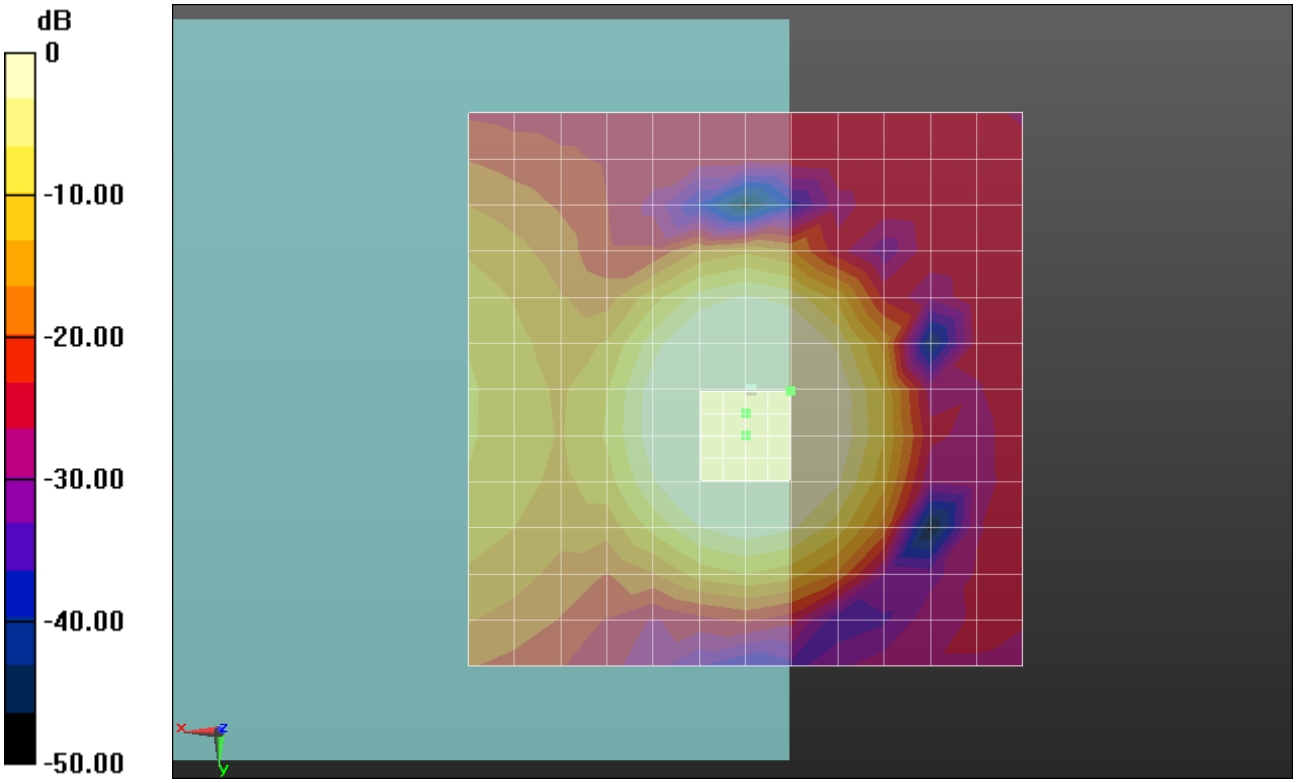

0 dB = 1.000 A/m = 0.00 dBA/m

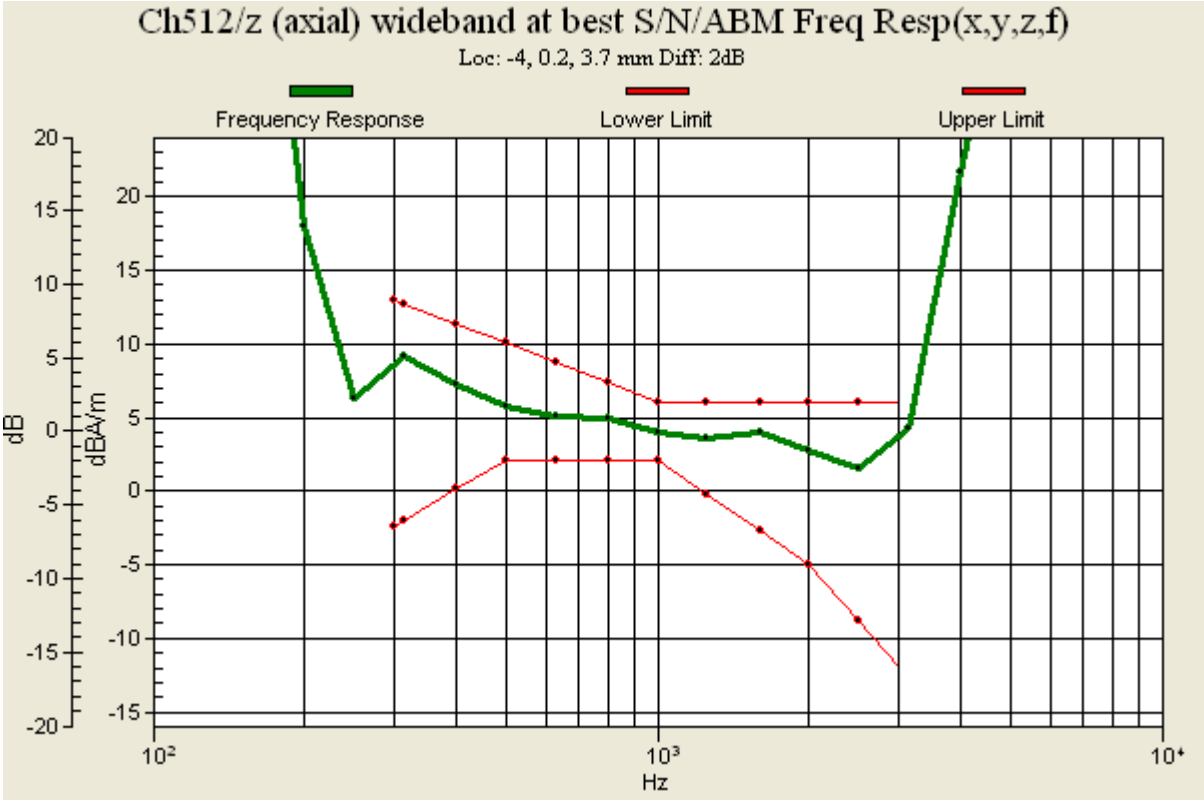
Ch512/z (axial) wideband at best S/N/ABM Freq Resp(x,y,z,f)
Loc: -4, 0.2, 3.7 mm Diff: 2dB
Frequency Response
Lower Limit
Upper Limit
dB
dBA/m
Hz

Test Laboratory: Sporton International Inc. SAR/HAC Testing Lab Date: 2013-4-14

#04 HAC_T-Coil GSM1900_GSM_Ch512(Y)

DUT: 341002B

Communication System: General GSM; Frequency: 1850.2 MHz;Duty Cycle: 1:8.3
Medium: Air Medium parameters used: $\sigma = 0$ S/m, $\varepsilon_r = 1$; $\rho = 0$ kg/m^3
Ambient Temperature：23.1 ℃

DASY5 Configuration:
- Probe: AM1DV3 - 3093; ; Calibrated: 2012-4-19
- Sensor-Surface: 0mm (Fix Surface)
- Electronics: DAE4 Sn1210; Calibrated: 2012-12-5
- Phantom: HAC Test Arch with AMCC; Type: SD HAC P01 BA;
- Measurement SW: DASY52, Version 52.8 (4); SEMCAD X Version 14.6.8 (7028)

Ch512/y (transversal) fine 3mm 6 x 42/ABM SNR(x,y,z) (3x15x1): Measurement grid: dx=10mm, dy=10mm
ABM1/ABM2 = 28.18 dB
ABM1 comp = -9.65 dBA/m
Location: -3, 1.8, 3.7 mm

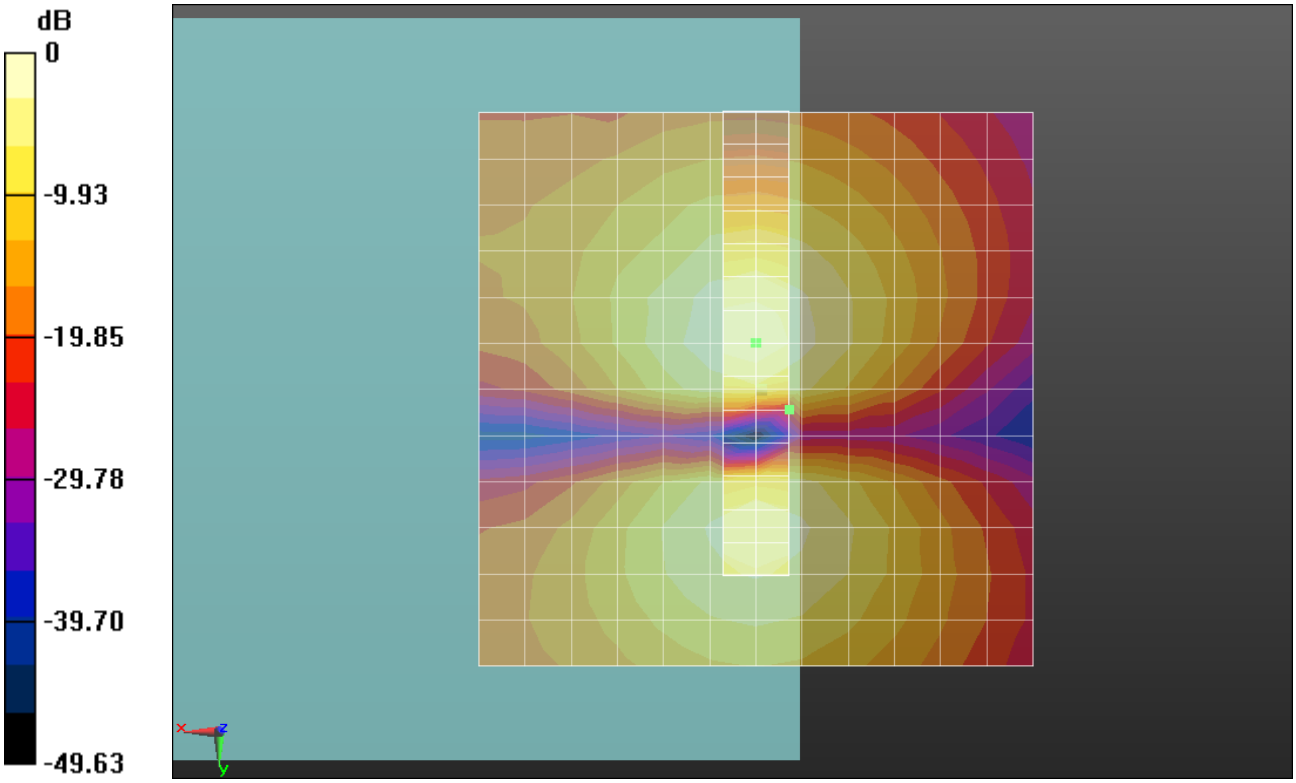

0 dB = 1.000 A/m = 0.00 dBA/m

Test Laboratory: Sporton International Inc. SAR/HAC Testing Lab Date: 2013-4-14

#05 HAC_T-Coil GSM1900_GSM_Ch661(Z)

DUT: 341002B

Communication System: General GSM; Frequency: 1880 MHz;Duty Cycle: 1:8.3
Medium: Air Medium parameters used: $\sigma = 0$ S/m, $\varepsilon_r = 1$; $\rho = 0$ kg/m^3
Ambient Temperature：23.1 ℃

DASY5 Configuration:
- Probe: AM1DV3 - 3093; ; Calibrated: 2012-4-19
- Sensor-Surface: 0mm (Fix Surface)
- Electronics: DAE4 Sn1210; Calibrated: 2012-12-5
- Phantom: HAC Test Arch with AMCC; Type: SD HAC P01 BA;
- Measurement SW: DASY52, Version 52.8 (4); SEMCAD X Version 14.6.8 (7028)

Ch661/z (axial) fine 2mm 8 x 8/ABM SNR(x,y,z) (5x5x1): Measurement grid: dx=10mm, dy=10mm
ABM1/ABM2 = 35.42 dB
ABM1 comp = 5.71 dBA/m
Location: -4, 0.2, 3.7 mm

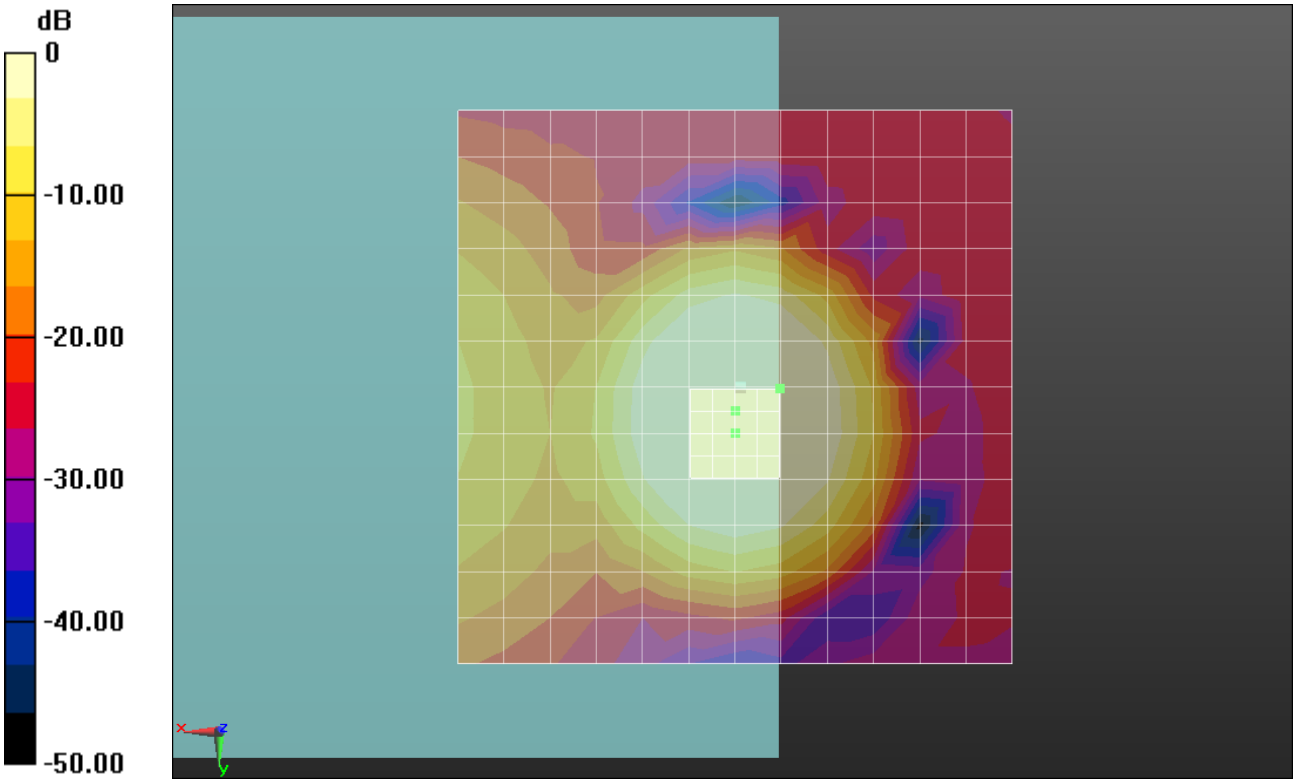

0 dB = 1.000 A/m = 0.00 dBA/m

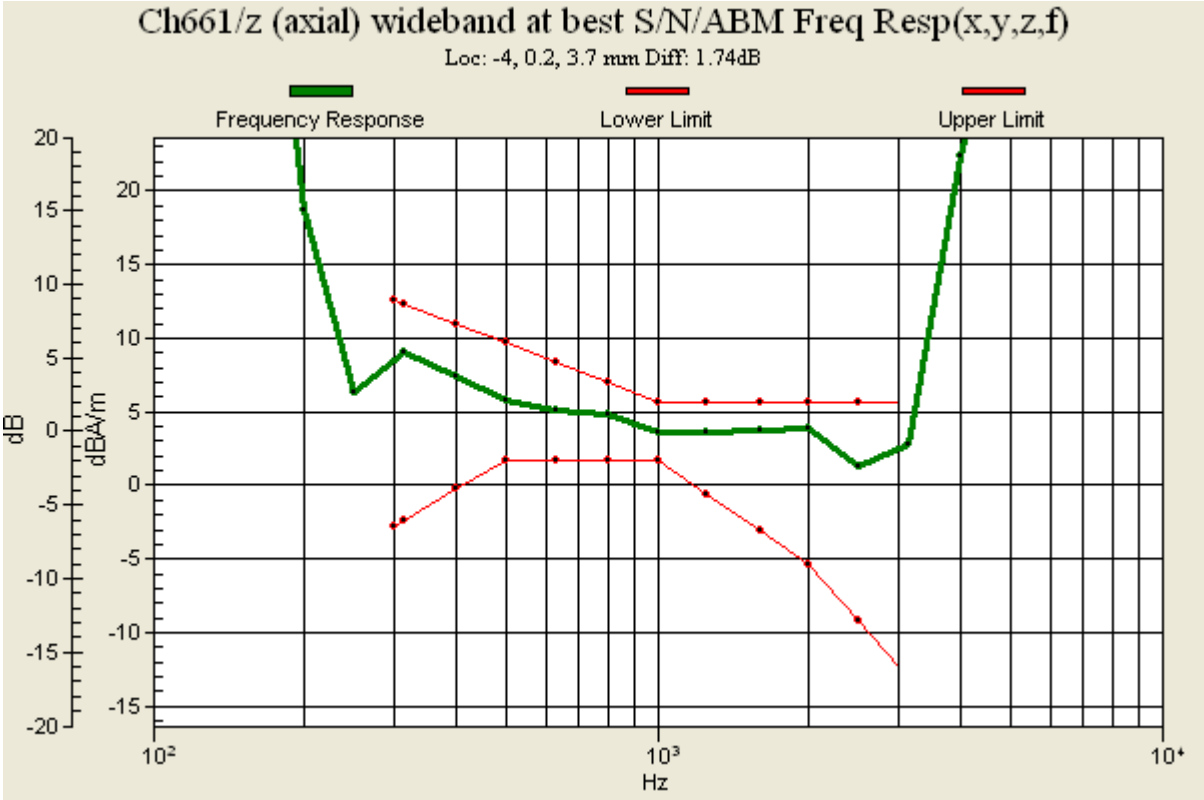
Ch661/z (axial) wideband at best S/N/ABM Freq Resp(x,y,z,f)
Loc: -4, 0.2, 3.7 mm Diff: 1.74dB
Frequency Response
Lower Limit
Upper Limit
dB
dBA/m
Hz

Test Laboratory: Sporton International Inc. SAR/HAC Testing Lab Date: 2013-4-14

#05 HAC_T-Coil GSM1900_GSM_Ch661(Y)

DUT: 341002B

Communication System: General GSM; Frequency: 1880 MHz;Duty Cycle: 1:8.3
Medium: Air Medium parameters used: $\sigma = 0$ S/m, $\varepsilon_r = 1$; $\rho = 0$ kg/m^3
Ambient Temperature：23.1 ℃

DASY5 Configuration:
- Probe: AM1DV3 - 3093; ; Calibrated: 2012-4-19
- Sensor-Surface: 0mm (Fix Surface)
- Electronics: DAE4 Sn1210; Calibrated: 2012-12-5
- Phantom: HAC Test Arch with AMCC; Type: SD HAC P01 BA;
- Measurement SW: DASY52, Version 52.8 (4); SEMCAD X Version 14.6.8 (7028)

Ch661/y (transversal) fine 3mm 6 x 42/ABM SNR(x,y,z) (3x15x1): Measurement grid: dx=10mm, dy=10mm
ABM1/ABM2 = 27.97 dB
ABM1 comp = -9.74 dBA/m
Location: -3, 1.8, 3.7 mm

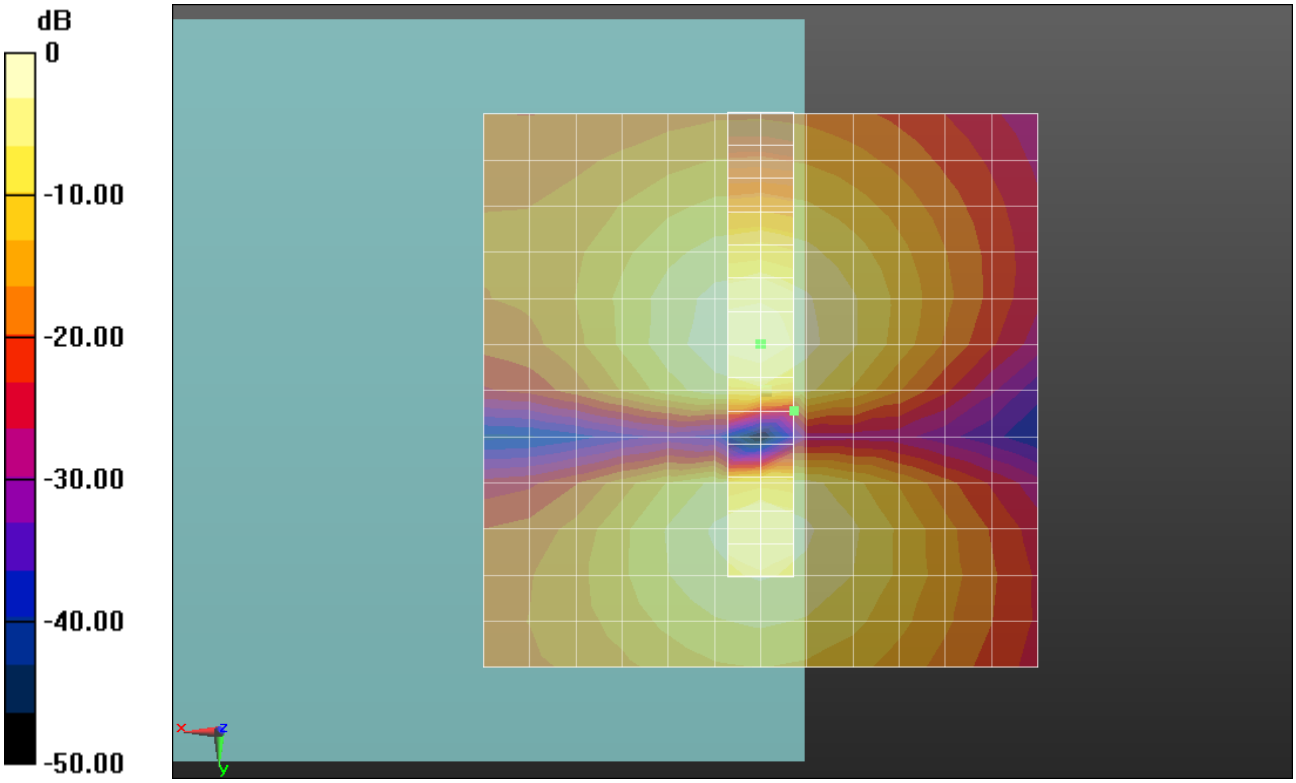

0 dB = 1.000 A/m = 0.00 dBA/m

Test Laboratory: Sporton International Inc. SAR/HAC Testing Lab Date: 2013-4-14

#06 HAC_T-Coil GSM1900_GSM_Ch810(Z)

DUT: 341002B

Communication System: General GSM; Frequency: 1909.8 MHz;Duty Cycle: 1:8.3
Medium: Air Medium parameters used: $\sigma = 0$ S/m, $\varepsilon_r = 1$; $\rho = 0$ kg/m^3
Ambient Temperature：23.1 ℃

DASY5 Configuration:
- Probe: AM1DV3 - 3093; ; Calibrated: 2012-4-19
- Sensor-Surface: 0mm (Fix Surface)
- Electronics: DAE4 Sn1210; Calibrated: 2012-12-5
- Phantom: HAC Test Arch with AMCC; Type: SD HAC P01 BA;
- Measurement SW: DASY52, Version 52.8 (4); SEMCAD X Version 14.6.8 (7028)

Ch810/z (axial) fine 2mm 8 x 8/ABM SNR(x,y,z) (5x5x1): Measurement grid: dx=10mm, dy=10mm
ABM1/ABM2 = 34.64 dB
ABM1 comp = 5.79 dBA/m
Location: -4, 0.2, 3.7 mm

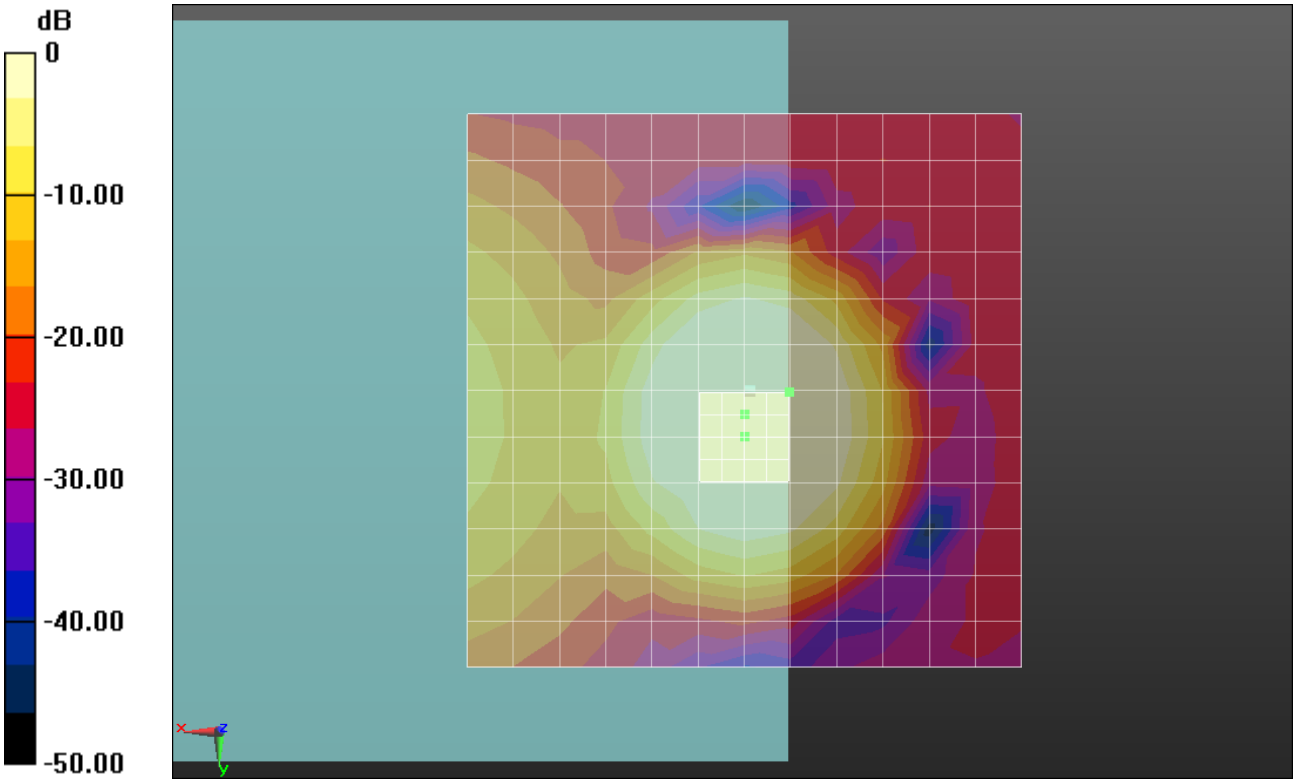

0 dB = 1.000 A/m = 0.00 dBA/m

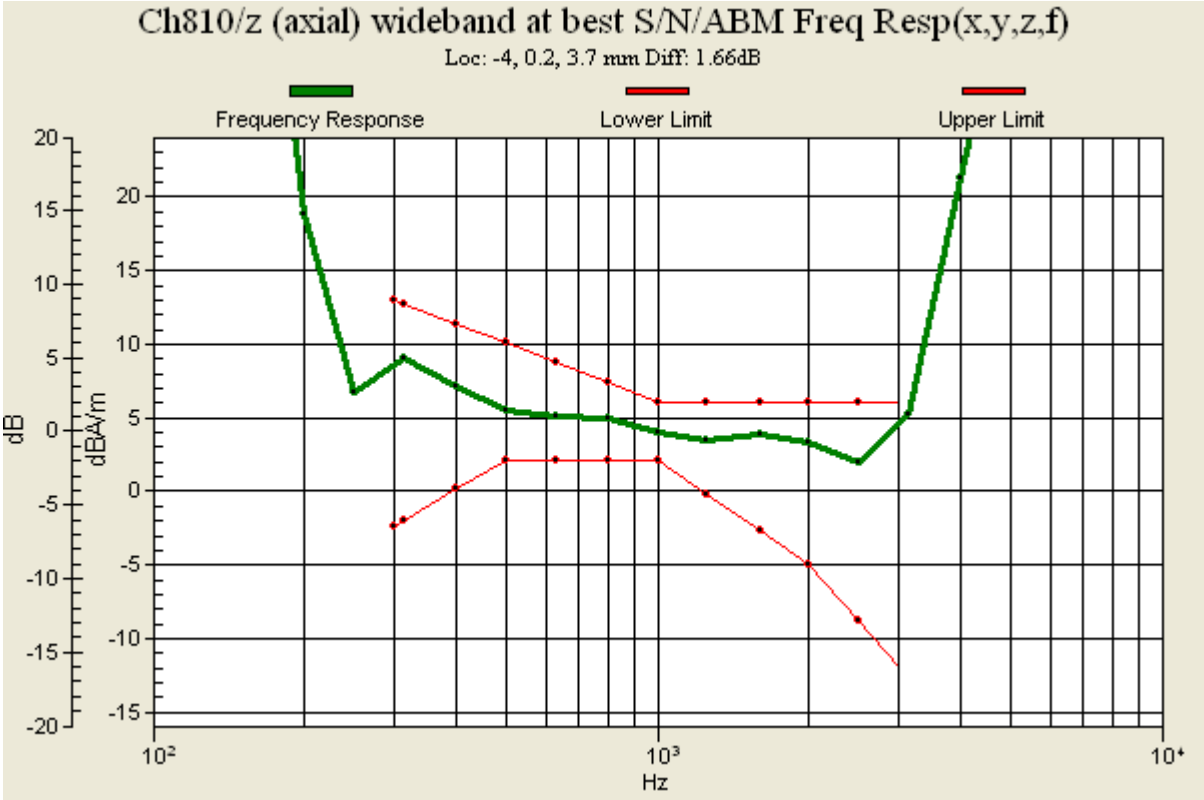
Ch810/z (axial) wideband at best S/N/ABM Freq Resp(x,y,z,f)
Loc: -4, 0.2, 3.7 mm Diff: 1.66dB
Frequency Response
Lower Limit
Upper Limit
dB
dBA/m
Hz

Test Laboratory: Sporton International Inc. SAR/HAC Testing Lab Date: 2013-4-14

#06 HAC_T-Coil GSM1900_GSM_Ch810(Y)

DUT: 341002B

Communication System: General GSM; Frequency: 1909.8 MHz;Duty Cycle: 1:8.3
Medium: Air Medium parameters used: $\sigma = 0$ S/m, $\varepsilon_r = 1$; $\rho = 0$ kg/m^3
Ambient Temperature：23.1 ℃

DASY5 Configuration:
- Probe: AM1DV3 - 3093; ; Calibrated: 2012-4-19
- Sensor-Surface: 0mm (Fix Surface)
- Electronics: DAE4 Sn1210; Calibrated: 2012-12-5
- Phantom: HAC Test Arch with AMCC; Type: SD HAC P01 BA;
- Measurement SW: DASY52, Version 52.8 (4); SEMCAD X Version 14.6.8 (7028)

Ch810/y (transversal) fine 3mm 6 x 42/ABM SNR(x,y,z) (3x15x1): Measurement grid: dx=10mm, dy=10mm
ABM1/ABM2 = 27.19 dB
ABM1 comp = -9.63 dBA/m
Location: -3, 1.8, 3.7 mm

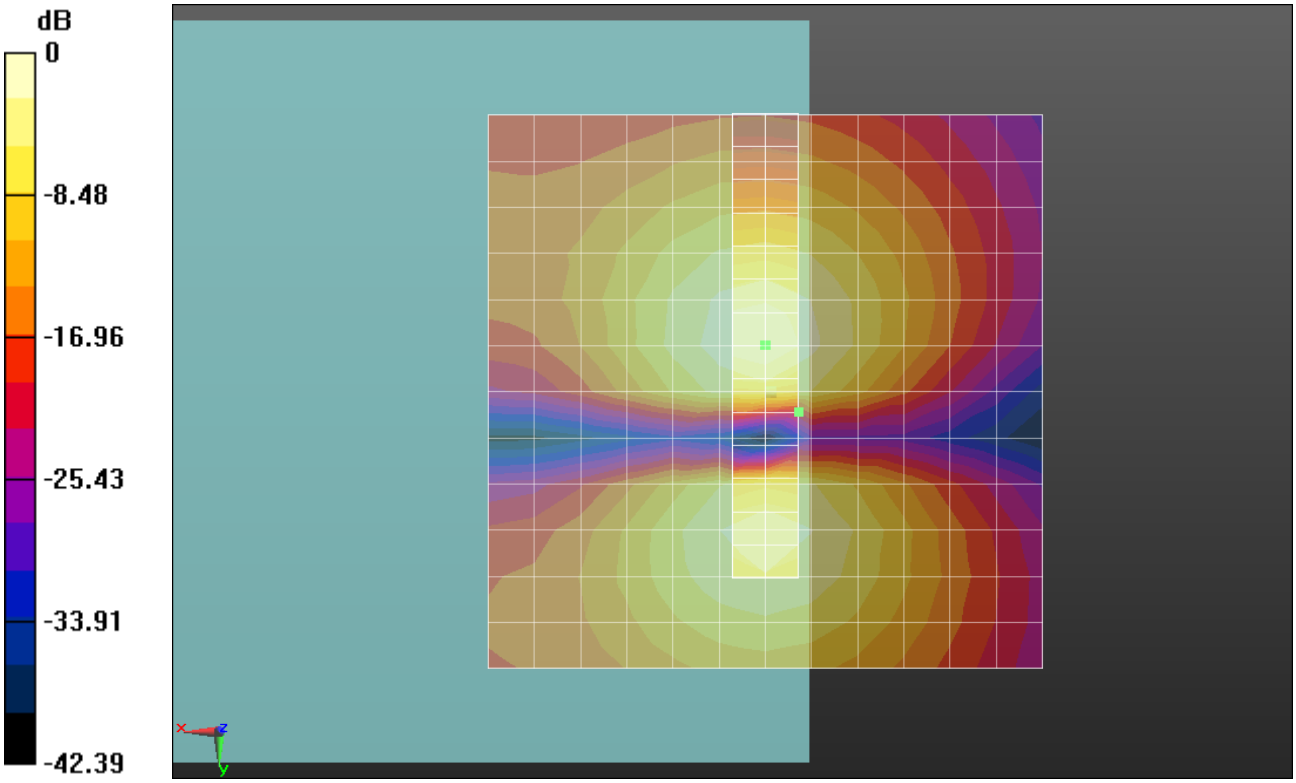

0 dB = 1.000 A/m = 0.00 dBA/m

Test Laboratory: Sporton International Inc. SAR/HAC Testing Lab Date: 2013-4-14

#07 HAC_T-Coil WCDMA V_RMC12.2K_Ch4132(Z)

DUT: 341002B

Communication System: UMTS; Frequency: 826.4 MHz;Duty Cycle: 1:1
Medium: Air Medium parameters used: $\sigma = 0$ S/m, $\varepsilon_r = 1$; $\rho = 0$ kg/m^3
Ambient Temperature：23.1 ℃

DASY5 Configuration:
- Probe: AM1DV3 - 3093; ; Calibrated: 2012-4-19
- Sensor-Surface: 0mm (Fix Surface)
- Electronics: DAE4 Sn1210; Calibrated: 2012-12-5
- Phantom: HAC Test Arch with AMCC; Type: SD HAC P01 BA;
- Measurement SW: DASY52, Version 52.8 (4); SEMCAD X Version 14.6.8 (7028)

Ch4132/z (axial) fine 2mm 8 x 8/ABM SNR(x,y,z) (5x5x1): Measurement grid: dx=10mm, dy=10mm
ABM1/ABM2 = 49.23 dB
ABM1 comp = 7.52 dBA/m
Location: -2, 2.2, 3.7 mm

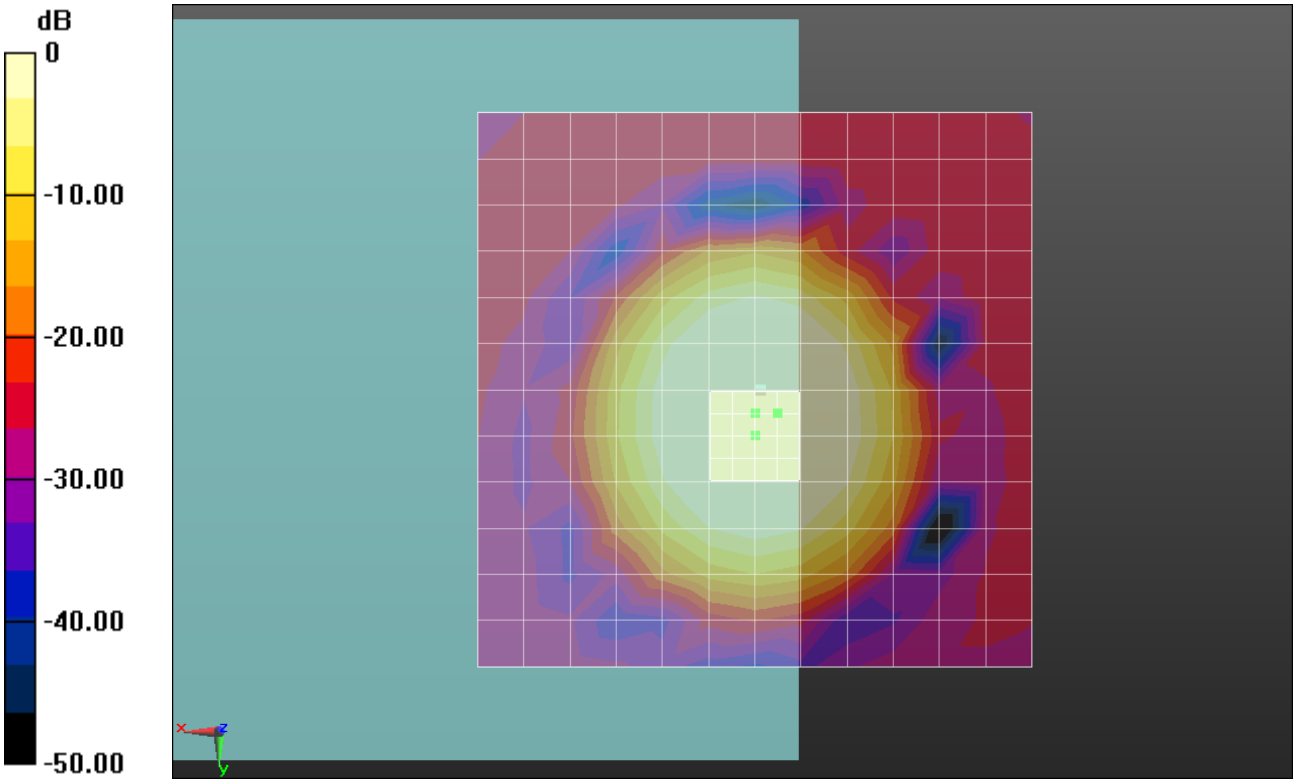

0 dB = 1.000 A/m = 0.00 dBA/m

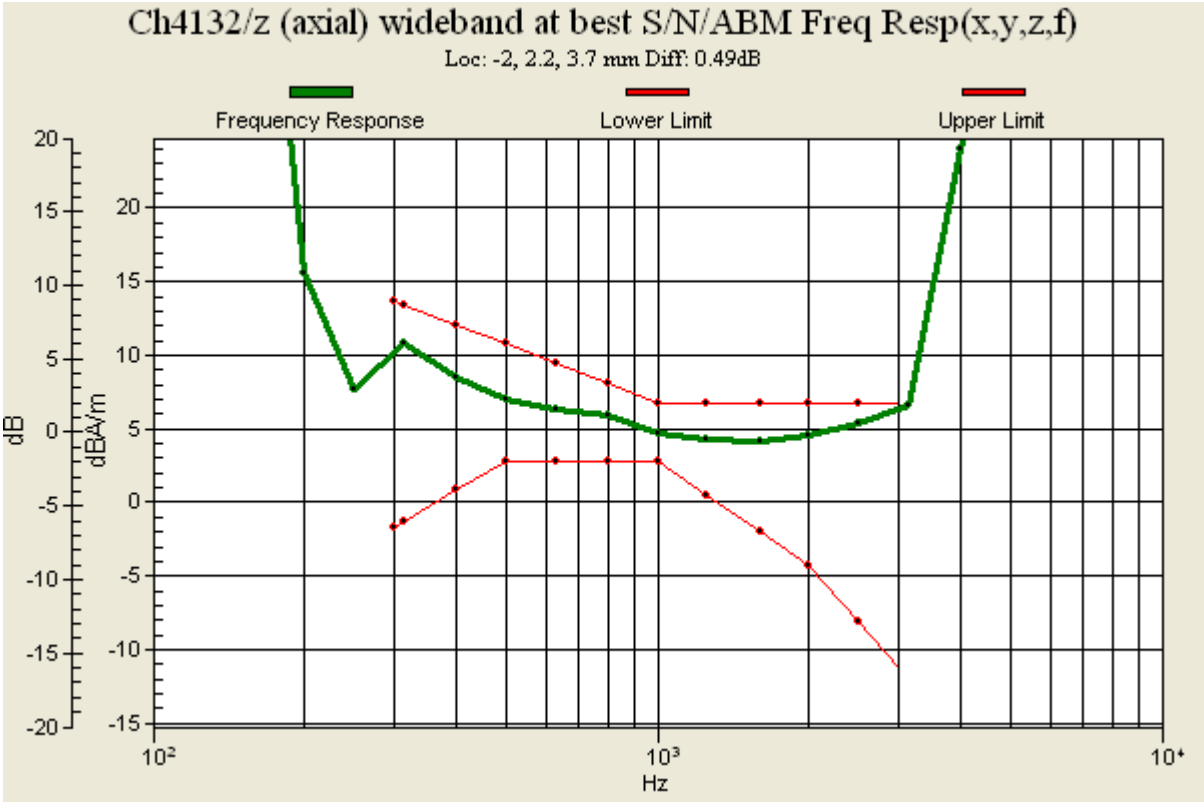
Ch4132/z (axial) wideband at best S/N/ABM Freq Resp(x,y,z,f)
Loc: -2, 2.2, 3.7 mm Diff: 0.49dB
Frequency Response
Lower Limit
Upper Limit
dB
dBA/m
Hz

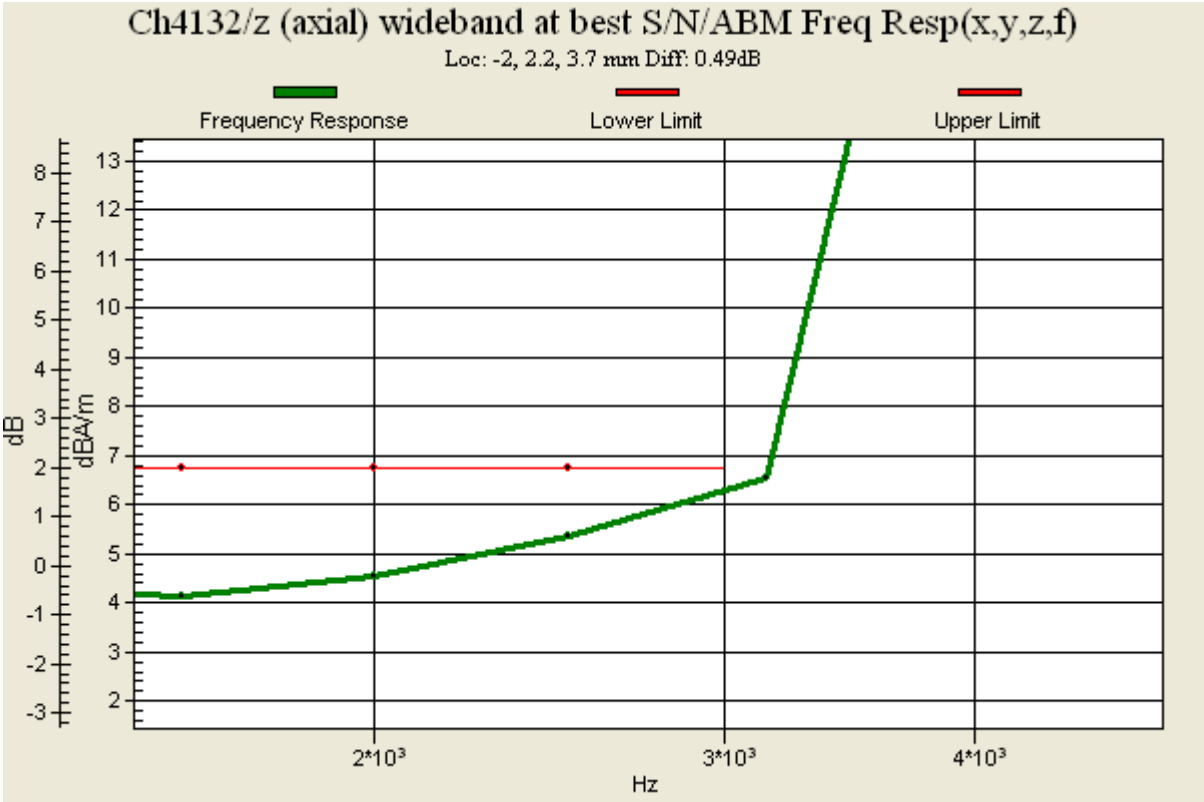
Ch4132/z (axial) wideband at best S/N/ABM Freq Resp(x,y,z,f)
Loc: -2, 2.2, 3.7 mm Diff: 0.49dB
Frequency Response
Lower Limit
Upper Limit
dB
dBA/m
Hz

Test Laboratory: Sporton International Inc. SAR/HAC Testing Lab Date: 2013-4-14

#07 HAC_T-Coil WCDMA V_RMC12.2K_Ch4132(Y)

DUT: 341002B

Communication System: UMTS; Frequency: 826.4 MHz;Duty Cycle: 1:1
Medium: Air Medium parameters used: $\sigma = 0$ S/m, $\varepsilon_r = 1$; $\rho = 0$ kg/m^3
Ambient Temperature：23.1 ℃

DASY5 Configuration:
- Probe: AM1DV3 - 3093; ; Calibrated: 2012-4-19
- Sensor-Surface: 0mm (Fix Surface)
- Electronics: DAE4 Sn1210; Calibrated: 2012-12-5
- Phantom: HAC Test Arch with AMCC; Type: SD HAC P01 BA;
- Measurement SW: DASY52, Version 52.8 (4); SEMCAD X Version 14.6.8 (7028)

Ch4132/y (transversal) fine 3mm 6 x 42/ABM SNR(x,y,z) (3x15x1): Measurement grid: dx=10mm, dy=10mm
ABM1/ABM2 = 44.50 dB
ABM1 comp = -0.43 dBA/m
Location: 0, -4.2, 3.7 mm

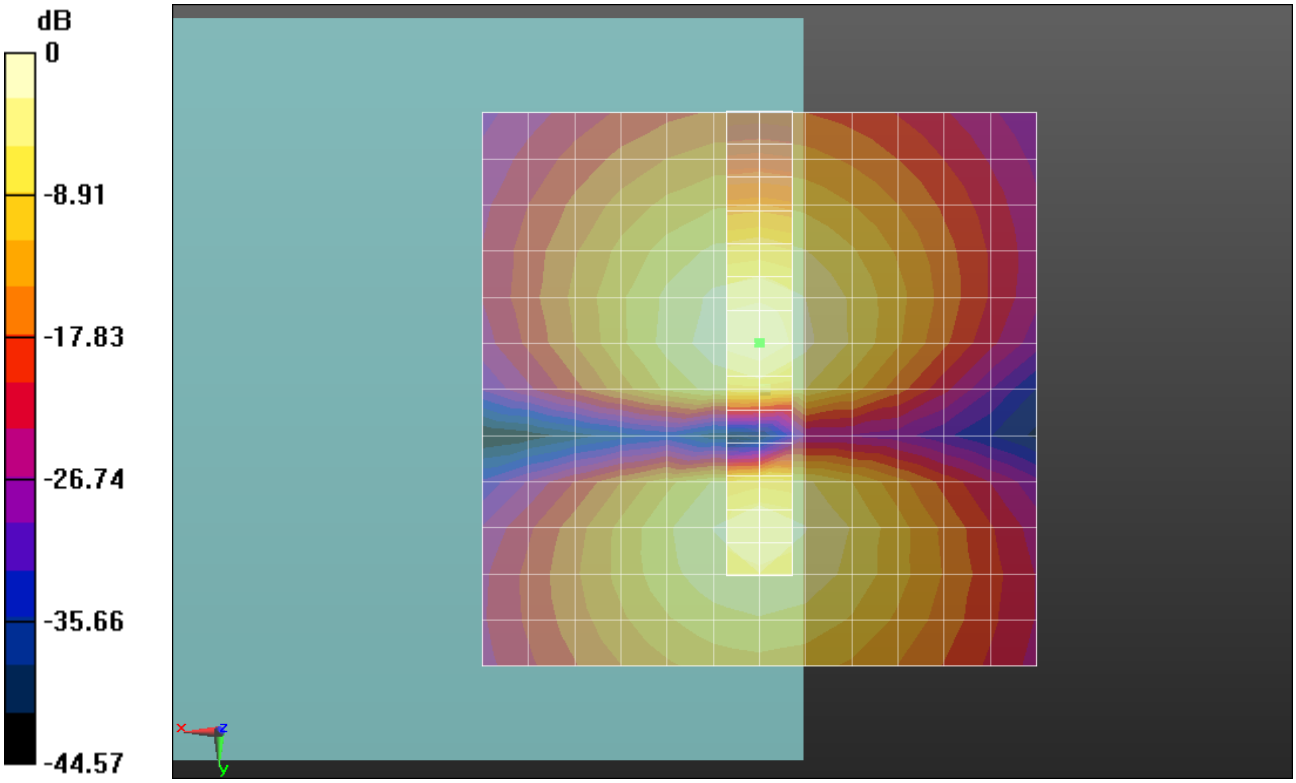

0 dB = 1.000 A/m = 0.00 dBA/m

Test Laboratory: Sporton International Inc. SAR/HAC Testing Lab Date: 2013-4-14

#08 HAC_T-Coil WCDMA V_RMC12.2K_Ch4182(Z)

DUT: 341002B

Communication System: UMTS; Frequency: 836.4 MHz;Duty Cycle: 1:1
Medium: Air Medium parameters used: $\sigma = 0$ S/m, $\varepsilon_r = 1$; $\rho = 0$ kg/m^3
Ambient Temperature：23.1 ℃

DASY5 Configuration:
- Probe: AM1DV3 - 3093; ; Calibrated: 2012-4-19
- Sensor-Surface: 0mm (Fix Surface)
- Electronics: DAE4 Sn1210; Calibrated: 2012-12-5
- Phantom: HAC Test Arch with AMCC; Type: SD HAC P01 BA;
- Measurement SW: DASY52, Version 52.8 (4); SEMCAD X Version 14.6.8 (7028)

Ch4182/z (axial) fine 2mm 8 x 8/ABM SNR(x,y,z) (5x5x1): Measurement grid: dx=10mm, dy=10mm
ABM1/ABM2 = 48.97 dB
ABM1 comp = 7.56 dBA/m
Location: 0, 4.2, 3.7 mm

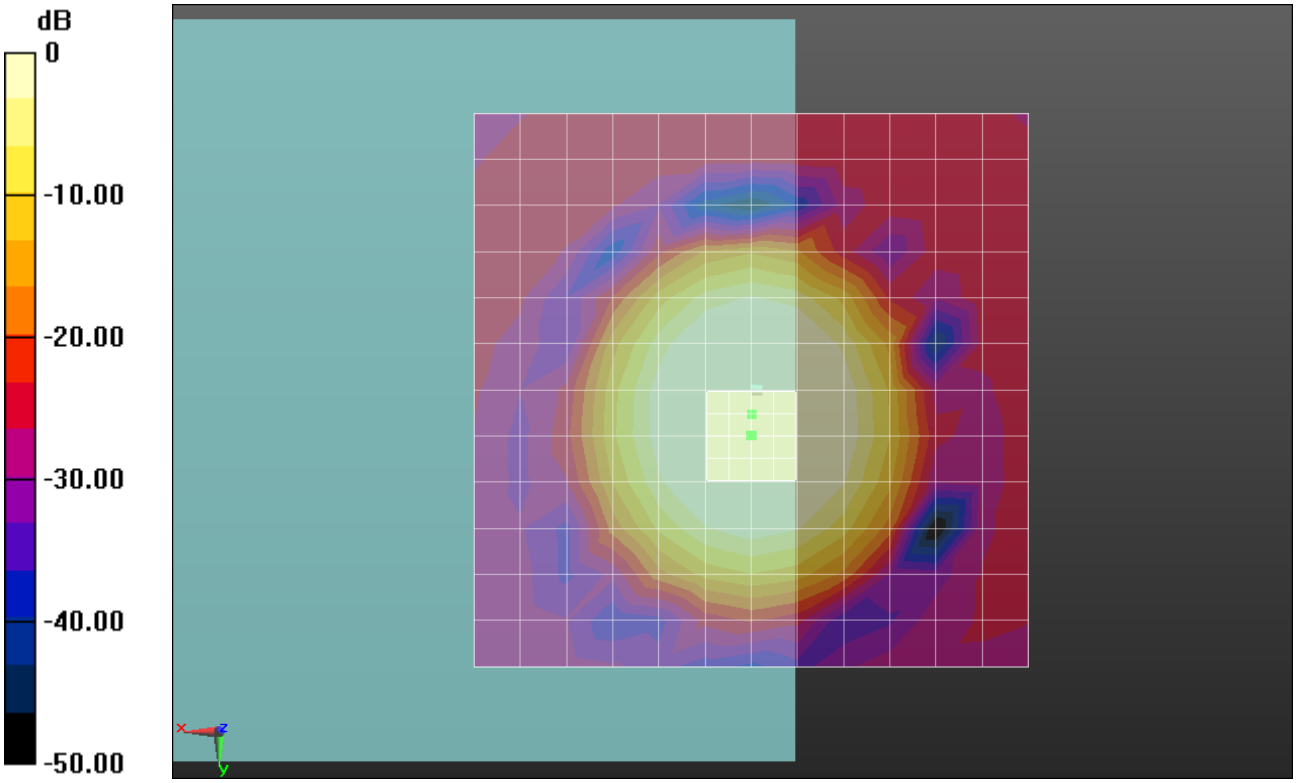

0 dB = 1.000 A/m = 0.00 dBA/m

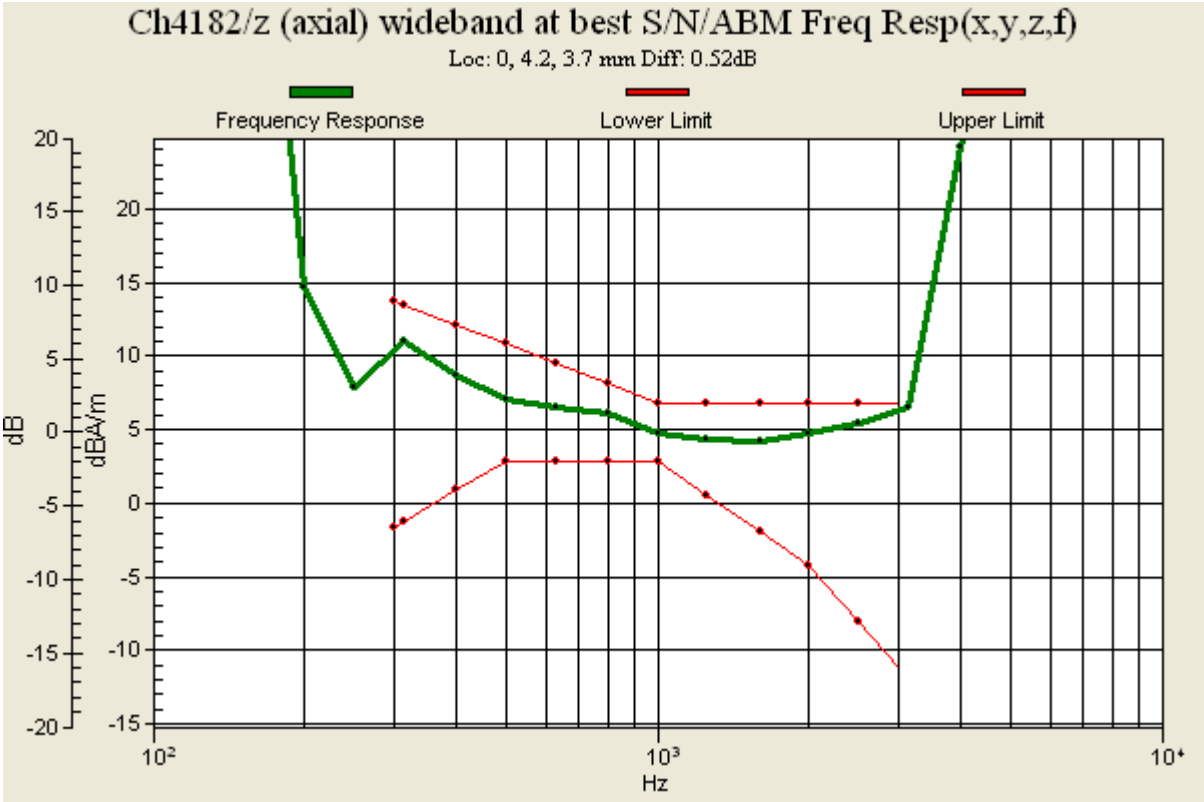
Ch4182/z (axial) wideband at best S/N/ABM Freq Resp(x,y,z,f)
Loc: 0, 4.2, 3.7 mm Diff: 0.52dB
Frequency Response
Lower Limit
Upper Limit
dB
dBA/m
Hz

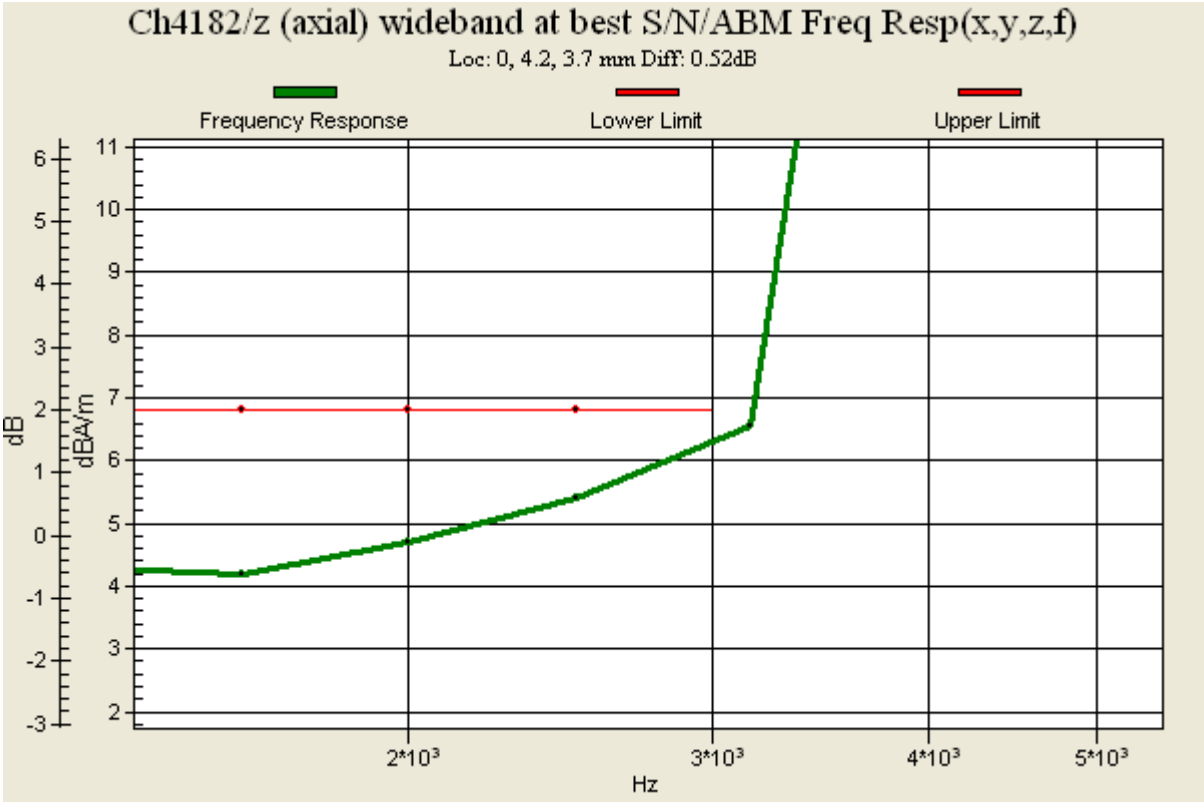
Ch4182/z (axial) wideband at best S/N/ABM Freq Resp(x,y,z,f)
Loc: 0, 4.2, 3.7 mm Diff: 0.52dB
Frequency Response
Lower Limit
Upper Limit
dB
dBA/m
Hz

Test Laboratory: Sporton International Inc. SAR/HAC Testing Lab Date: 2013-4-14

#08 HAC_T-Coil WCDMA V_RMC12.2K_Ch4182(Y)

DUT: 341002B

Communication System: UMTS; Frequency: 836.4 MHz;Duty Cycle: 1:1
Medium: Air Medium parameters used: $\sigma = 0$ S/m, $\varepsilon_r = 1$; $\rho = 0$ kg/m^3
Ambient Temperature：23.1 ℃

DASY5 Configuration:
- Probe: AM1DV3 - 3093; ; Calibrated: 2012-4-19
- Sensor-Surface: 0mm (Fix Surface)
- Electronics: DAE4 Sn1210; Calibrated: 2012-12-5
- Phantom: HAC Test Arch with AMCC; Type: SD HAC P01 BA;
- Measurement SW: DASY52, Version 52.8 (4); SEMCAD X Version 14.6.8 (7028)

Ch4182/y (transversal) fine 3mm 6 x 42/ABM SNR(x,y,z) (3x15x1): Measurement grid: dx=10mm, dy=10mm
ABM1/ABM2 = 43.99 dB
ABM1 comp = -0.42 dBA/m
Location: 0, -4.2, 3.7 mm

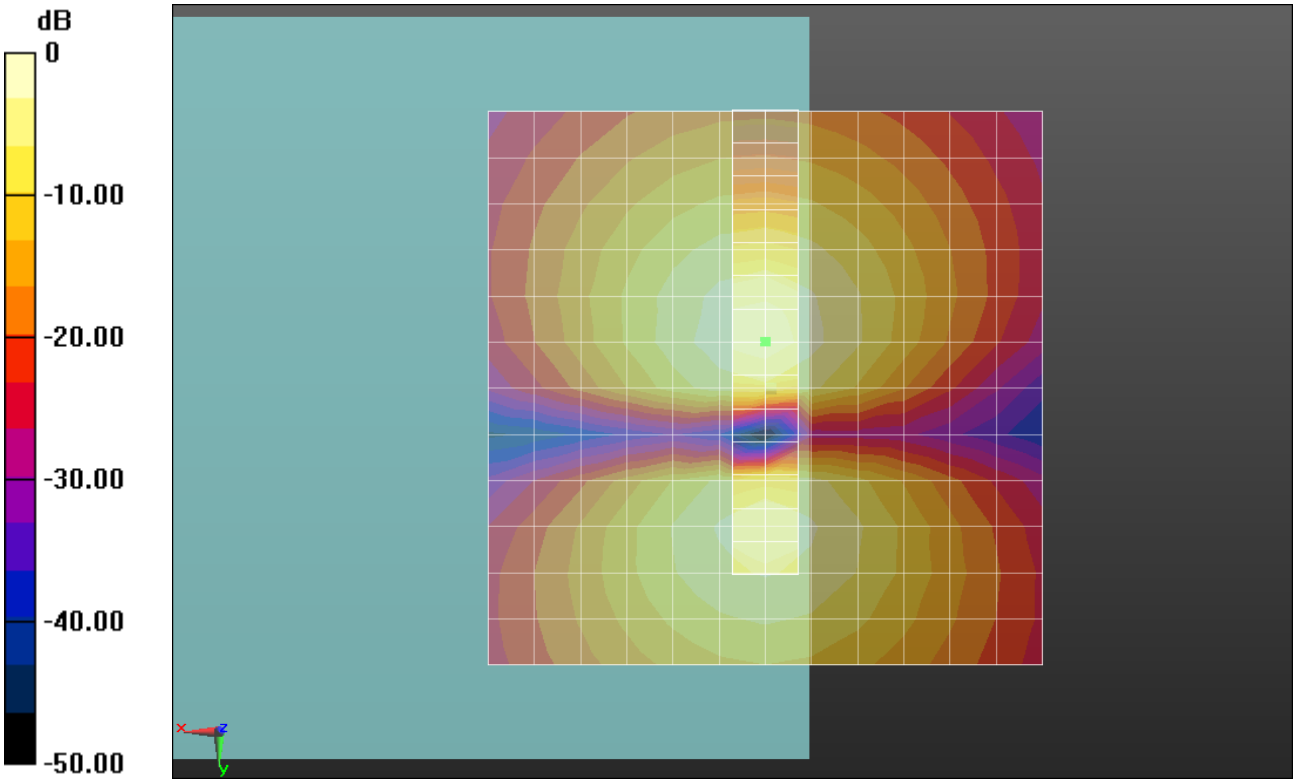

0 dB = 1.000 A/m = 0.00 dBA/m

Test Laboratory: Sporton International Inc. SAR/HAC Testing Lab Date: 2013-4-14

#09 HAC_T-Coil WCDMA V_RMC12.2K_Ch4233(Z)

DUT: 341002B

Communication System: UMTS; Frequency: 846.6 MHz;Duty Cycle: 1:1
Medium: Air Medium parameters used: $\sigma = 0$ S/m, $\varepsilon_r = 1$; $\rho = 0$ kg/m^3
Ambient Temperature：23.1 ℃

DASY5 Configuration:
- Probe: AM1DV3 - 3093; ; Calibrated: 2012-4-19
- Sensor-Surface: 0mm (Fix Surface)
- Electronics: DAE4 Sn1210; Calibrated: 2012-12-5
- Phantom: HAC Test Arch with AMCC; Type: SD HAC P01 BA;
- Measurement SW: DASY52, Version 52.8 (4); SEMCAD X Version 14.6.8 (7028)

Ch4233/z (axial) fine 2mm 8 x 8/ABM SNR(x,y,z) (5x5x1): Measurement grid: dx=10mm, dy=10mm
ABM1/ABM2 = 48.91 dB
ABM1 comp = 8.02 dBA/m
Location: 0, 2.2, 3.7 mm



0 dB = 1.000 A/m = 0.00 dBA/m

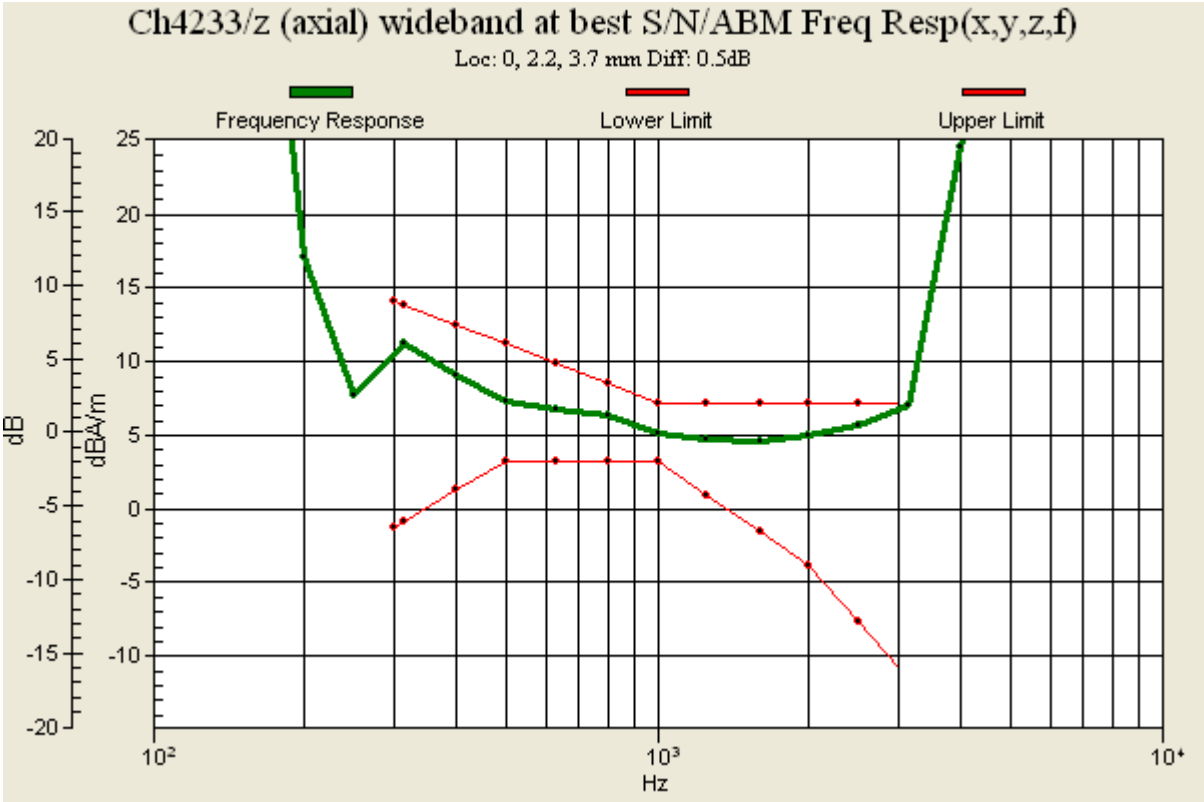
Ch4233/z (axial) wideband at best S/N/ABM Freq Resp(x,y,z,f)
Loc: 0, 2.2, 3.7 mm Diff: 0.5dB
Frequency Response
Lower Limit
Upper Limit
dB
dBA/m
Hz

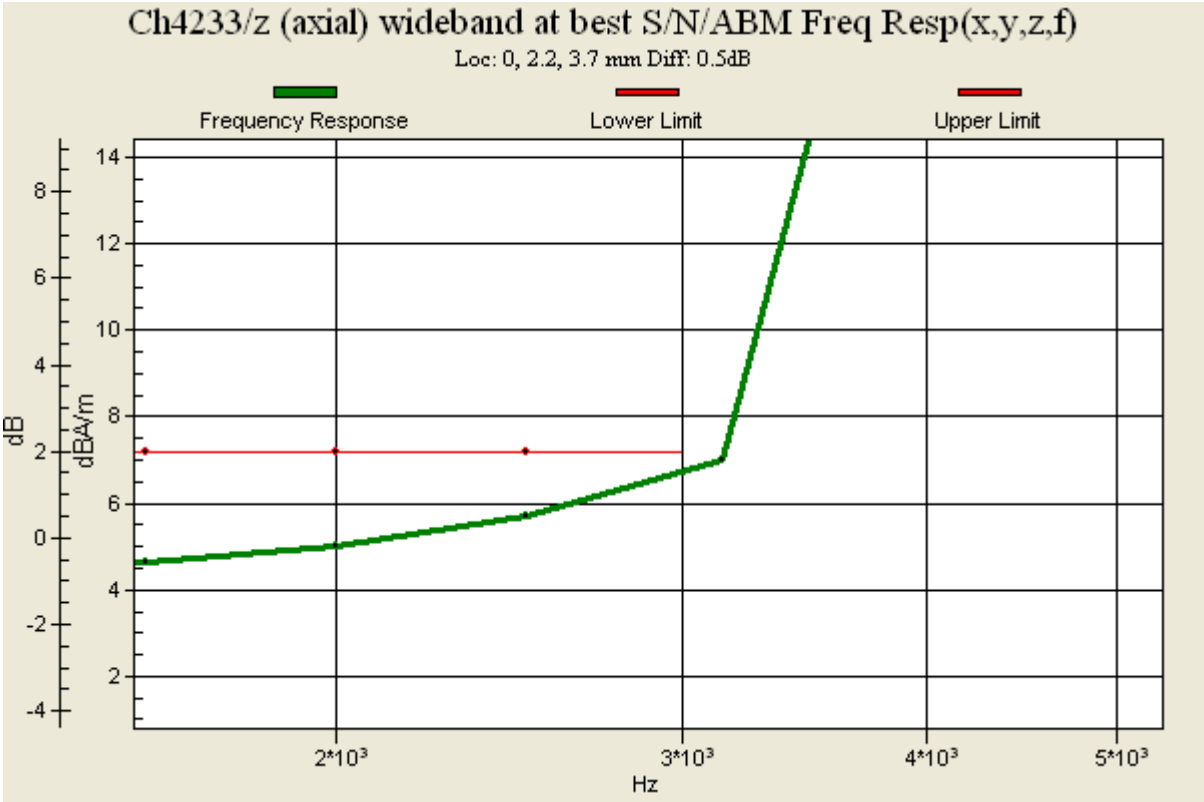
Ch4233/z (axial) wideband at best S/N/ABM Freq Resp(x,y,z,f)
Loc: 0, 2.2, 3.7 mm Diff: 0.5dB
Frequency Response
Lower Limit
Upper Limit
dB
dBA/m
Hz

Test Laboratory: Sporton International Inc. SAR/HAC Testing Lab Date: 2013-4-14

#09 HAC_T-Coil WCDMA V_RMC12.2K_Ch4233(Y)

DUT: 341002B

Communication System: UMTS; Frequency: 846.6 MHz;Duty Cycle: 1:1
Medium: Air Medium parameters used: $\sigma = 0$ S/m, $\varepsilon_r = 1$; $\rho = 0$ kg/m^3
Ambient Temperature：23.1 ℃

DASY5 Configuration:
- Probe: AM1DV3 - 3093; ; Calibrated: 2012-4-19
- Sensor-Surface: 0mm (Fix Surface)
- Electronics: DAE4 Sn1210; Calibrated: 2012-12-5
- Phantom: HAC Test Arch with AMCC; Type: SD HAC P01 BA;
- Measurement SW: DASY52, Version 52.8 (4); SEMCAD X Version 14.6.8 (7028)

Ch4233/y (transversal) fine 3mm 6 x 42/ABM SNR(x,y,z) (3x15x1): Measurement grid: dx=10mm, dy=10mm
ABM1/ABM2 = 43.52 dB
ABM1 comp = -0.15 dBA/m
Location: 0, -4.2, 3.7 mm

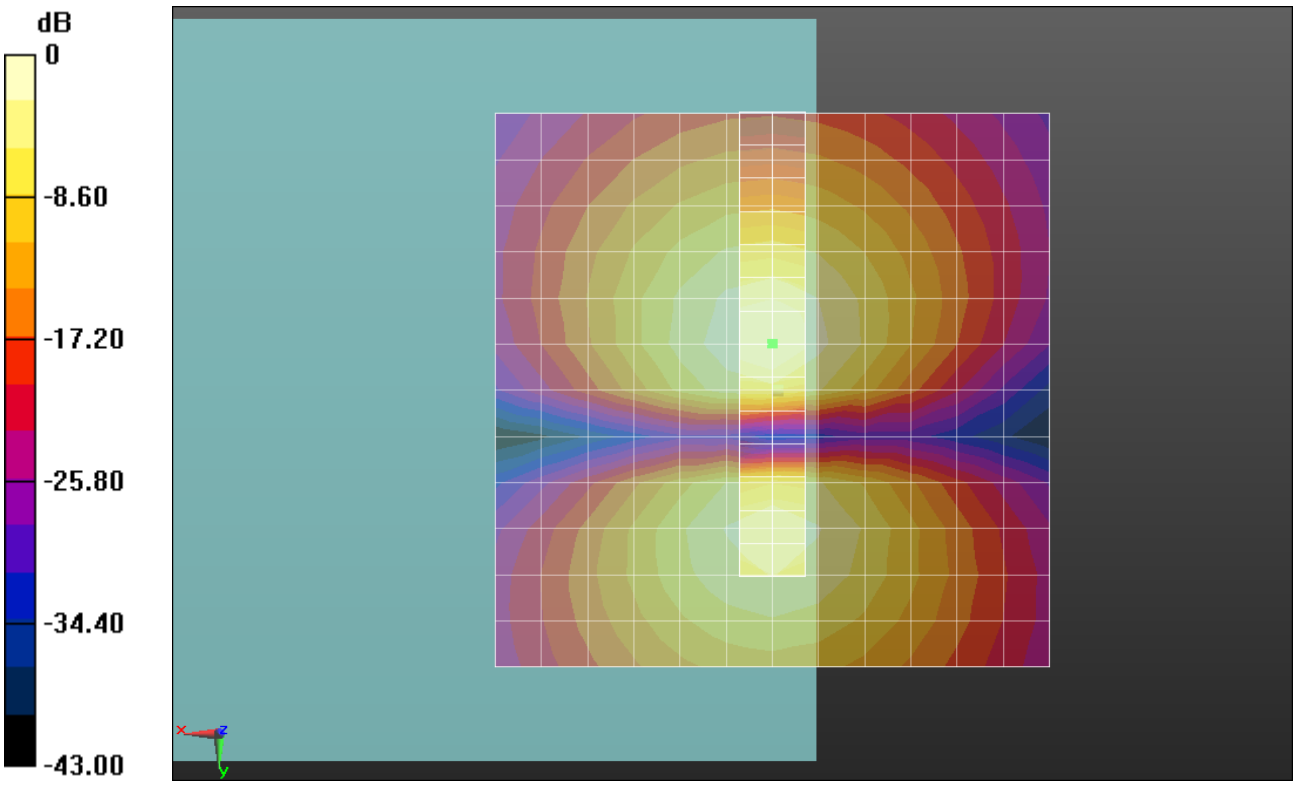

0 dB = 1.000 A/m = 0.00 dBA/m

Test Laboratory: Sporton International Inc. SAR/HAC Testing Lab Date: 2013-4-14

#10 HAC_T-Coil WCDMA II_RMC12.2K_Ch9262(Z)

DUT: 341002B

Communication System: UMTS; Frequency: 1852.4 MHz;Duty Cycle: 1:1
Medium: Air Medium parameters used: $\sigma = 0$ S/m, $\varepsilon_r = 1$; $\rho = 0$ kg/m^3
Ambient Temperature：23.1 ℃

DASY5 Configuration:
- Probe: AM1DV3 - 3093; ; Calibrated: 2012-4-19
- Sensor-Surface: 0mm (Fix Surface)
- Electronics: DAE4 Sn1210; Calibrated: 2012-12-5
- Phantom: HAC Test Arch with AMCC; Type: SD HAC P01 BA;
- Measurement SW: DASY52, Version 52.8 (4); SEMCAD X Version 14.6.8 (7028)

Ch9262/z (axial) fine 2mm 8 x 8/ABM SNR(x,y,z) (5x5x1): Measurement grid: dx=10mm, dy=10mm
ABM1/ABM2 = 47.52 dB
ABM1 comp = 8.00 dBA/m
Location: 0, 2.2, 3.7 mm

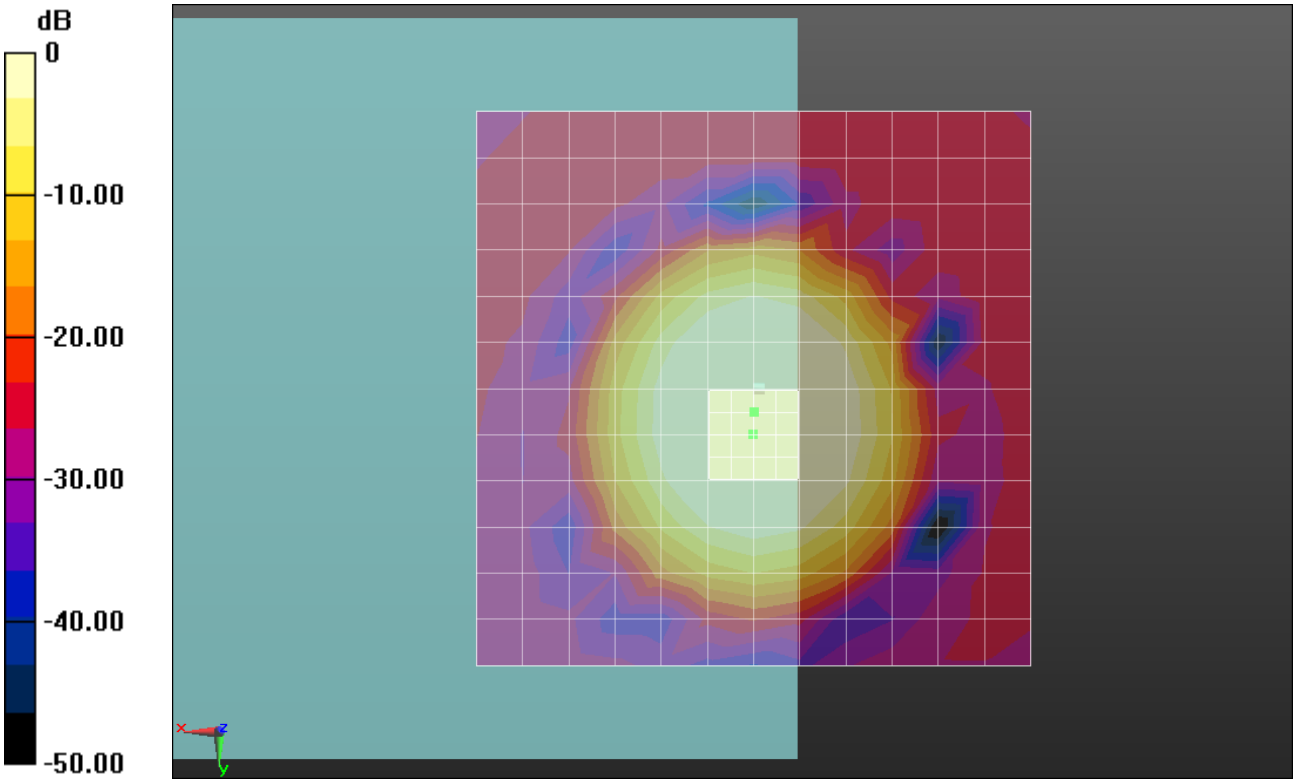

0 dB = 1.000 A/m = 0.00 dBA/m

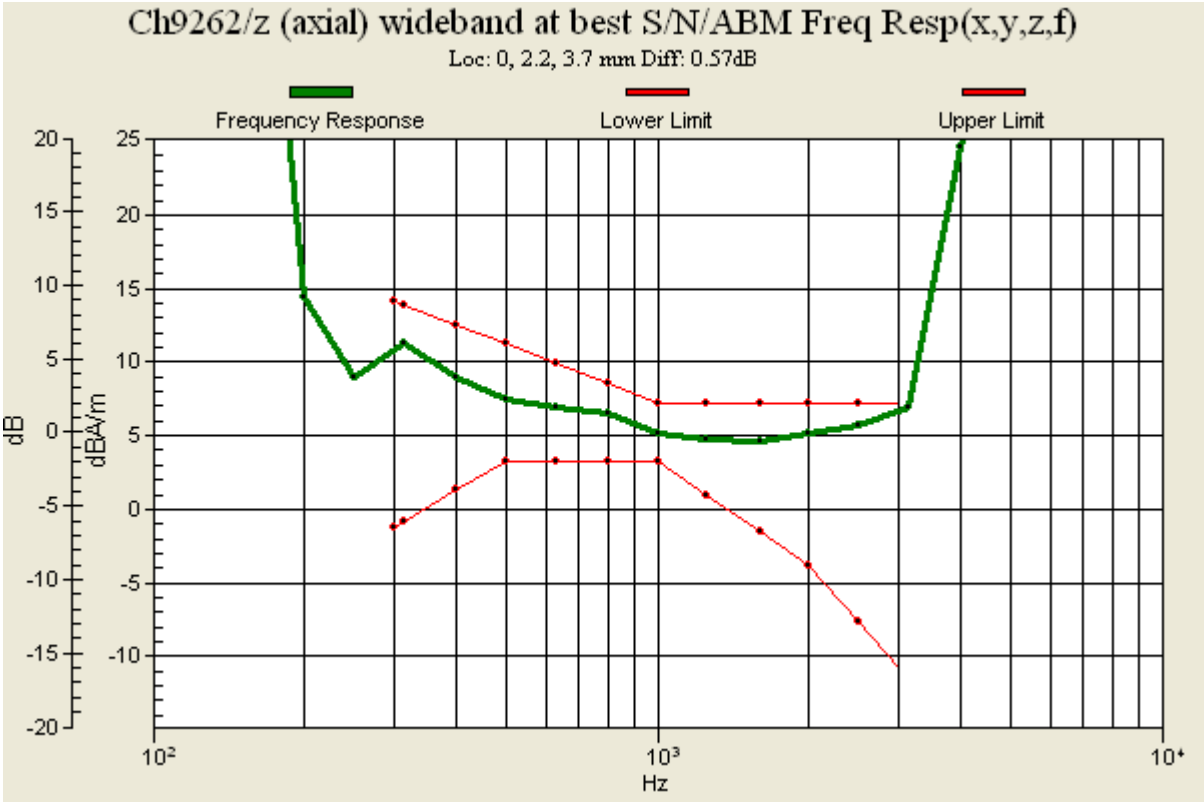
Ch9262/z (axial) wideband at best S/N/ABM Freq Resp(x,y,z,f)
Loc: 0, 2.2, 3.7 mm Diff: 0.57dB
Frequency Response
Lower Limit
Upper Limit
dB
dBA/m
Hz

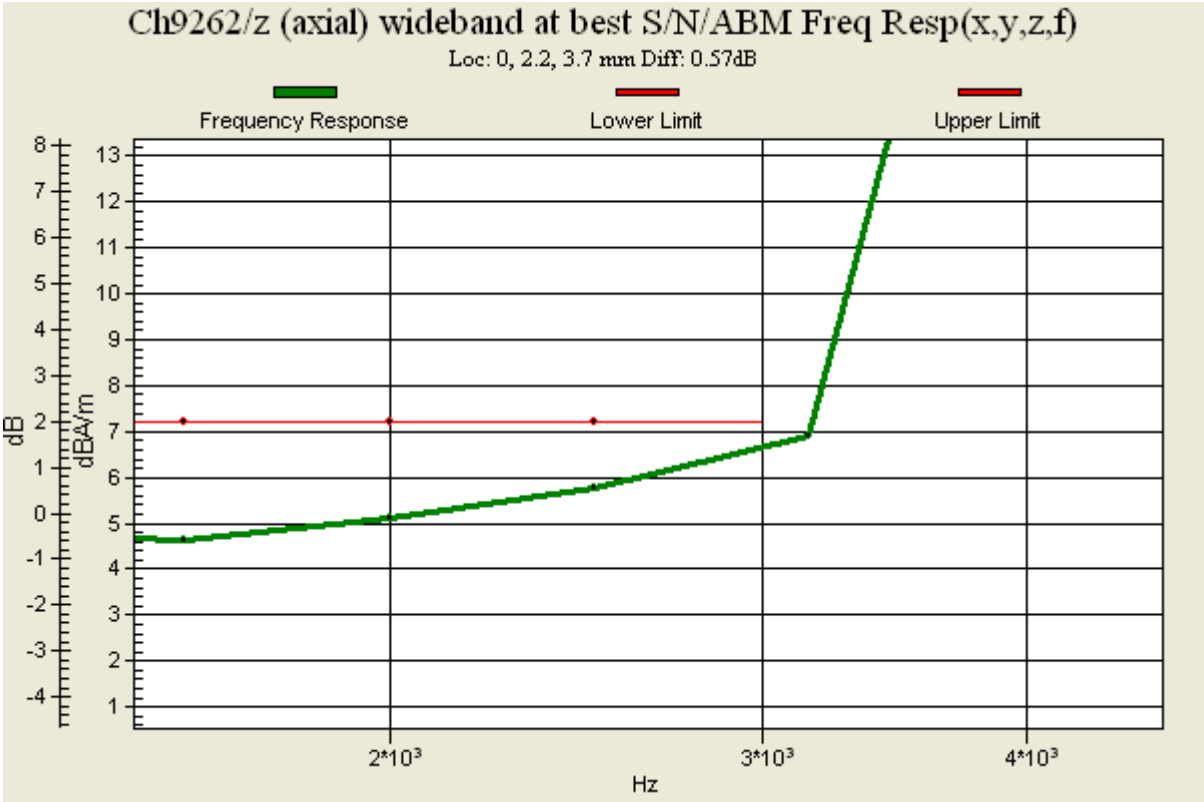
Ch9262/z (axial) wideband at best S/N/ABM Freq Resp(x,y,z,f)
Loc: 0, 2.2, 3.7 mm Diff: 0.57dB
Frequency Response
Lower Limit
Upper Limit
dB
dBA/m
Hz

Test Laboratory: Sporton International Inc. SAR/HAC Testing Lab Date: 2013-4-14

#10 HAC_T-Coil WCDMA II_RMC12.2K_Ch9262(Y)

DUT: 341002B

Communication System: UMTS; Frequency: 1852.4 MHz;Duty Cycle: 1:1
Medium: Air Medium parameters used: $\sigma = 0$ S/m, $\varepsilon_r = 1$; $\rho = 0$ kg/m^3
Ambient Temperature：23.1 ℃

DASY5 Configuration:
- Probe: AM1DV3 - 3093; ; Calibrated: 2012-4-19
- Sensor-Surface: 0mm (Fix Surface)
- Electronics: DAE4 Sn1210; Calibrated: 2012-12-5
- Phantom: HAC Test Arch with AMCC; Type: SD HAC P01 BA;
- Measurement SW: DASY52, Version 52.8 (4); SEMCAD X Version 14.6.8 (7028)

Ch9262/y (transversal) fine 3mm 6 x 42/ABM SNR(x,y,z) (3x15x1): Measurement grid: dx=10mm, dy=10mm
ABM1/ABM2 = 43.66 dB
ABM1 comp = -0.11 dBA/m
Location: 0, -4.2, 3.7 mm

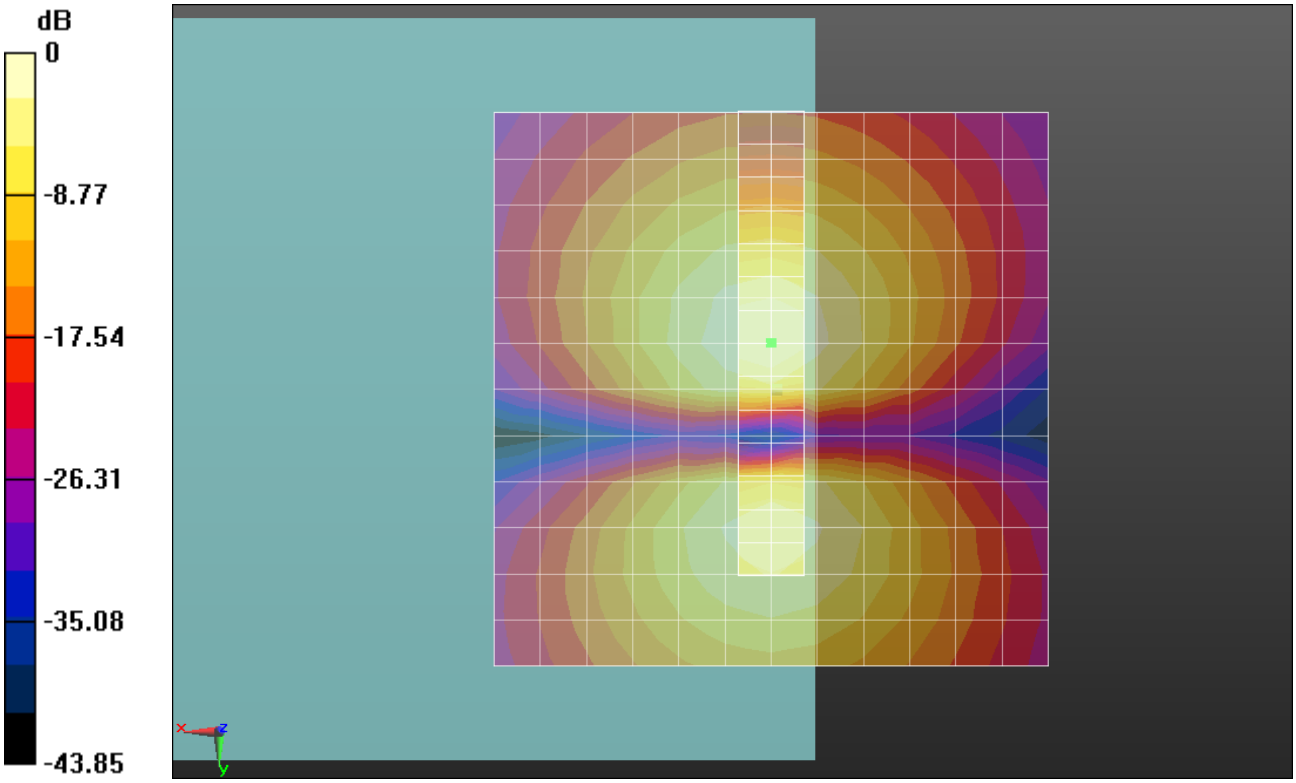

0 dB = 1.000 A/m = 0.00 dBA/m

Test Laboratory: Sporton International Inc. SAR/HAC Testing Lab Date: 2013-4-14

#11 HAC_T-Coil WCDMA II_RMC12.2K_Ch9400(Z)

DUT: 341002B

Communication System: UMTS; Frequency: 1880 MHz;Duty Cycle: 1:1
Medium: Air Medium parameters used: $\sigma = 0$ S/m, $\varepsilon_r = 1$; $\rho = 0$ kg/m^3
Ambient Temperature：23.1 ℃

DASY5 Configuration:
- Probe: AM1DV3 - 3093; ; Calibrated: 2012-4-19
- Sensor-Surface: 0mm (Fix Surface)
- Electronics: DAE4 Sn1210; Calibrated: 2012-12-5
- Phantom: HAC Test Arch with AMCC; Type: SD HAC P01 BA;
- Measurement SW: DASY52, Version 52.8 (4); SEMCAD X Version 14.6.8 (7028)

Ch9400/z (axial) fine 2mm 8 x 8/ABM SNR(x,y,z) (5x5x1): Measurement grid: dx=10mm, dy=10mm
ABM1/ABM2 = 48.24 dB
ABM1 comp = 7.65 dBA/m
Location: 0, 4.2, 3.7 mm

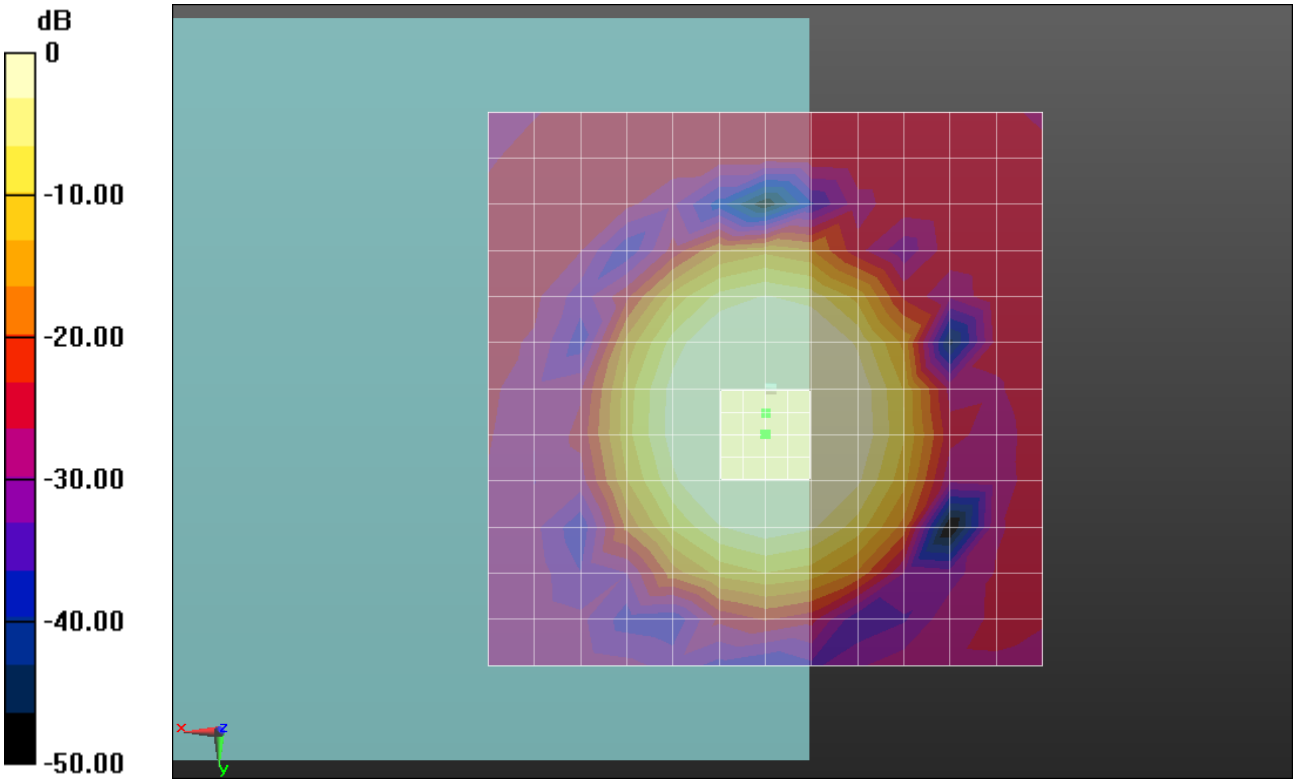

0 dB = 1.000 A/m = 0.00 dBA/m

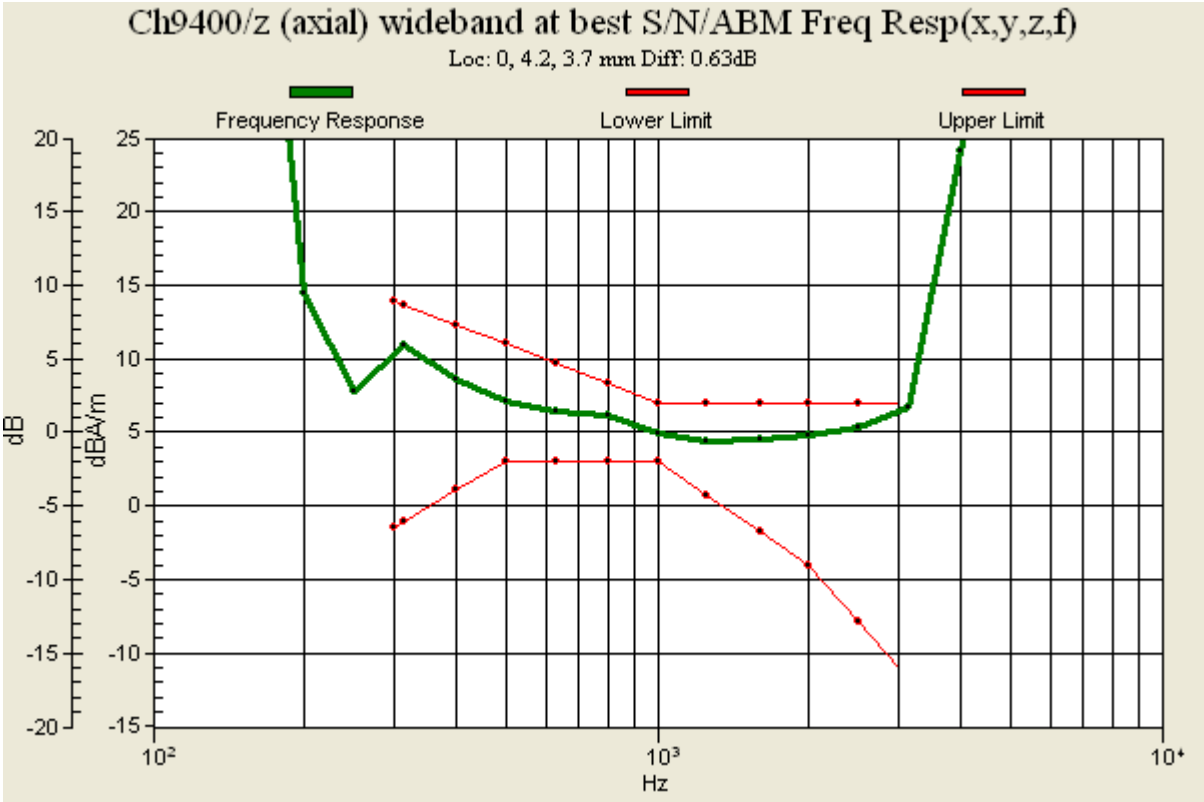
Ch9400/z (axial) wideband at best S/N/ABM Freq Resp(x,y,z,f)
Loc: 0, 4.2, 3.7 mm Diff: 0.63dB
Frequency Response
Lower Limit
Upper Limit
dB
dBA/m
Hz

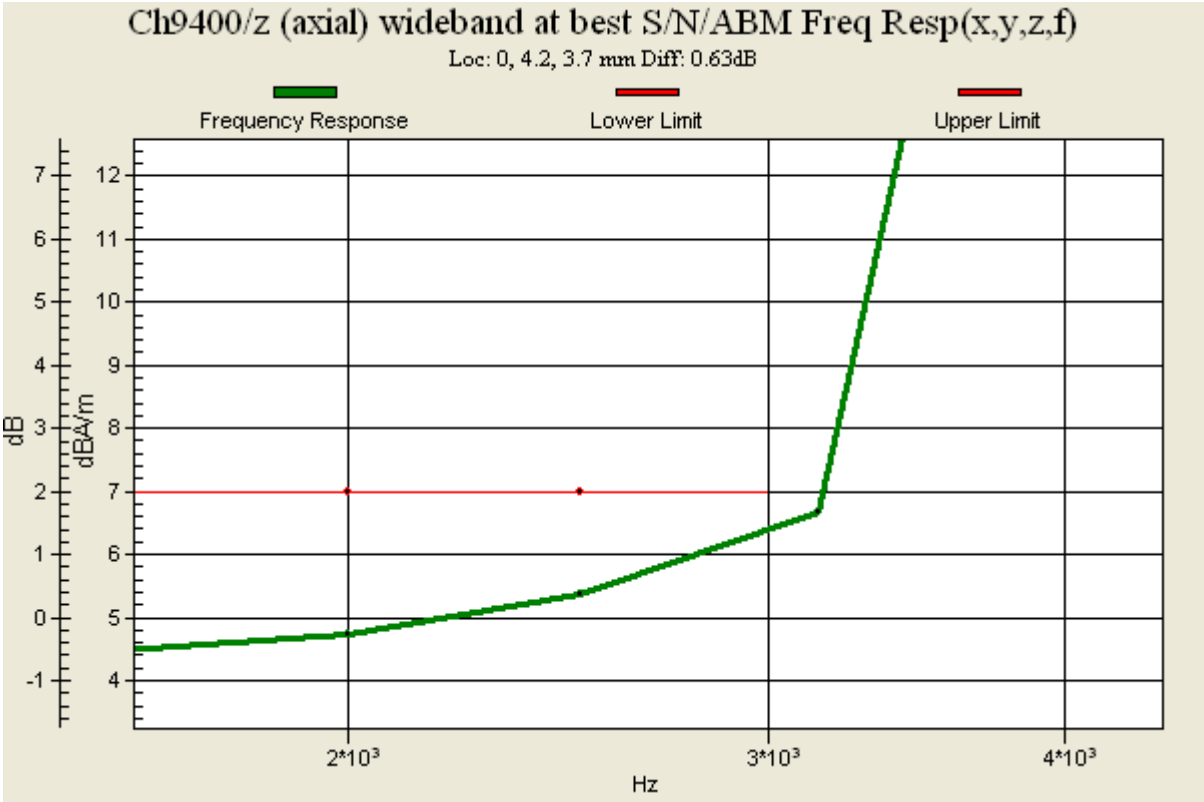
Ch9400/z (axial) wideband at best S/N/ABM Freq Resp(x,y,z,f)
Loc: 0, 4.2, 3.7 mm Diff: 0.63dB
Frequency Response
Lower Limit
Upper Limit
dB
dBA/m
Hz

#11 HAC_T-Coil WCDMA II_RMC12.2K_Ch9400(Y)

DUT: 341002B

Communication System: UMTS; Frequency: 1880 MHz;Duty Cycle: 1:1
Medium: Air Medium parameters used: $\sigma = 0$ S/m, $\varepsilon_r = 1$; $\rho = 0$ kg/m^3
Ambient Temperature：23.1 ℃

DASY5 Configuration:
- Probe: AM1DV3 - 3093; ; Calibrated: 2012-4-19
- Sensor-Surface: 0mm (Fix Surface)
- Electronics: DAE4 Sn1210; Calibrated: 2012-12-5
- Phantom: HAC Test Arch with AMCC; Type: SD HAC P01 BA;
- Measurement SW: DASY52, Version 52.8 (4); SEMCAD X Version 14.6.8 (7028)

Ch9400/y (transversal) fine 3mm 6 x 42/ABM SNR(x,y,z) (3x15x1): Measurement grid: dx=10mm, dy=10mm
ABM1/ABM2 = 43.86 dB
ABM1 comp = -0.10 dBA/m
Location: 0, -4.2, 3.7 mm

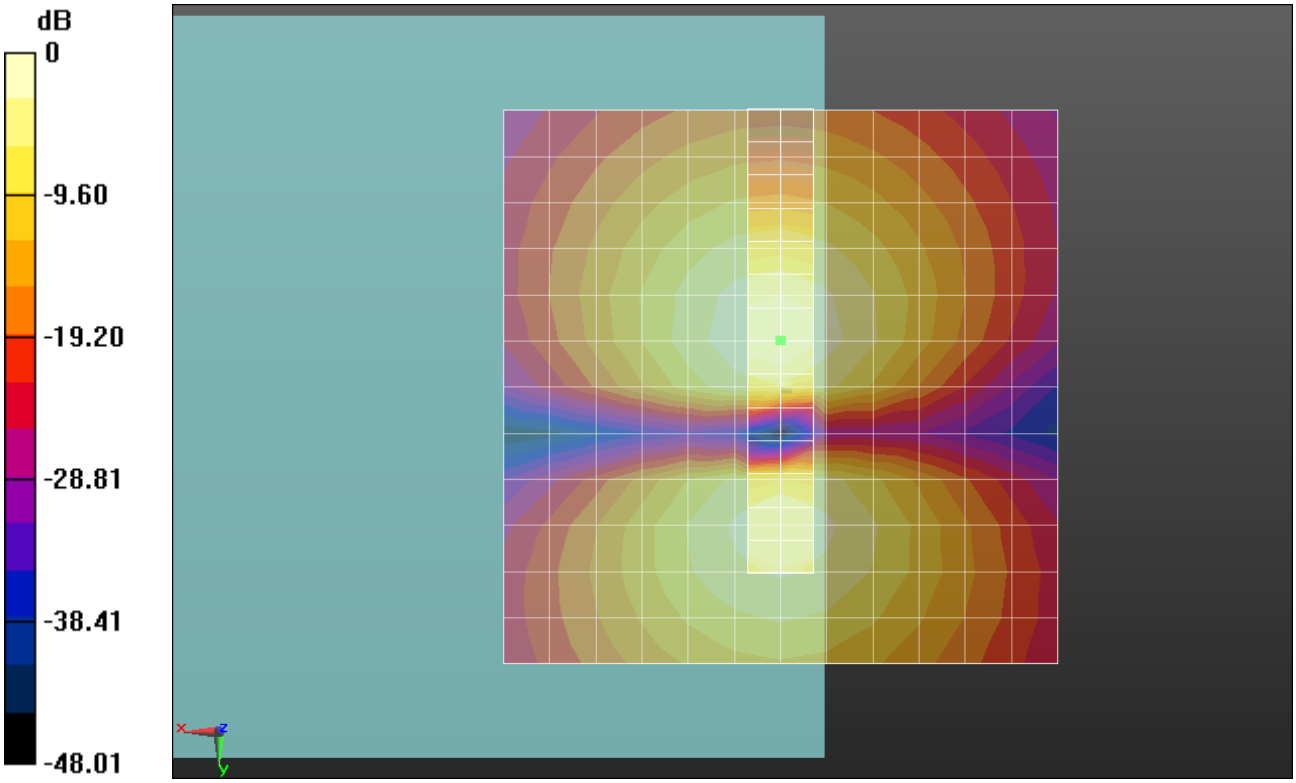

0 dB = 1.000 A/m = 0.00 dBA/m

Test Laboratory: Sporton International Inc. SAR/HAC Testing Lab Date: 2013-4-14

#12 HAC_T-Coil WCDMA II_RMC12.2K_Ch9538(Z)

DUT: 341002B

Communication System: UMTS; Frequency: 1907.6 MHz;Duty Cycle: 1:1
Medium: Air Medium parameters used: $\sigma = 0$ S/m, $\varepsilon_r = 1$; $\rho = 0$ kg/m^3
Ambient Temperature：23.1 ℃

DASY5 Configuration:
- Probe: AM1DV3 - 3093; ; Calibrated: 2012-4-19
- Sensor-Surface: 0mm (Fix Surface)
- Electronics: DAE4 Sn1210; Calibrated: 2012-12-5
- Phantom: HAC Test Arch with AMCC; Type: SD HAC P01 BA;
- Measurement SW: DASY52, Version 52.8 (4); SEMCAD X Version 14.6.8 (7028)

Ch9538/z (axial) fine 2mm 8 x 8/ABM SNR(x,y,z) (5x5x1): Measurement grid: dx=10mm, dy=10mm
ABM1/ABM2 = 48.67 dB
ABM1 comp = 7.59 dBA/m
Location: -2, 2.2, 3.7 mm



0 dB = 1.000 A/m = 0.00 dBA/m

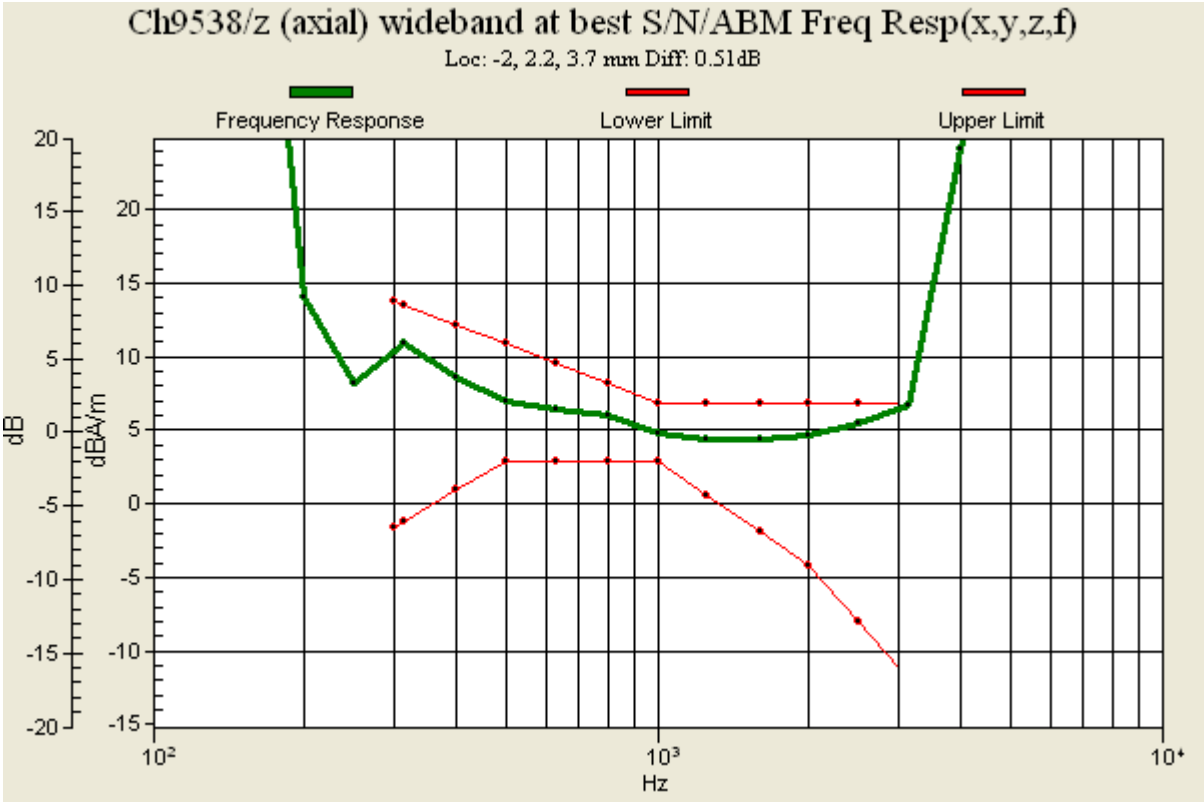
Ch9538/z (axial) wideband at best S/N/ABM Freq Resp(x,y,z,f)
Loc: -2, 2.2, 3.7 mm Diff: 0.51dB
Frequency Response
Lower Limit
Upper Limit
dB
dBA/m
Hz

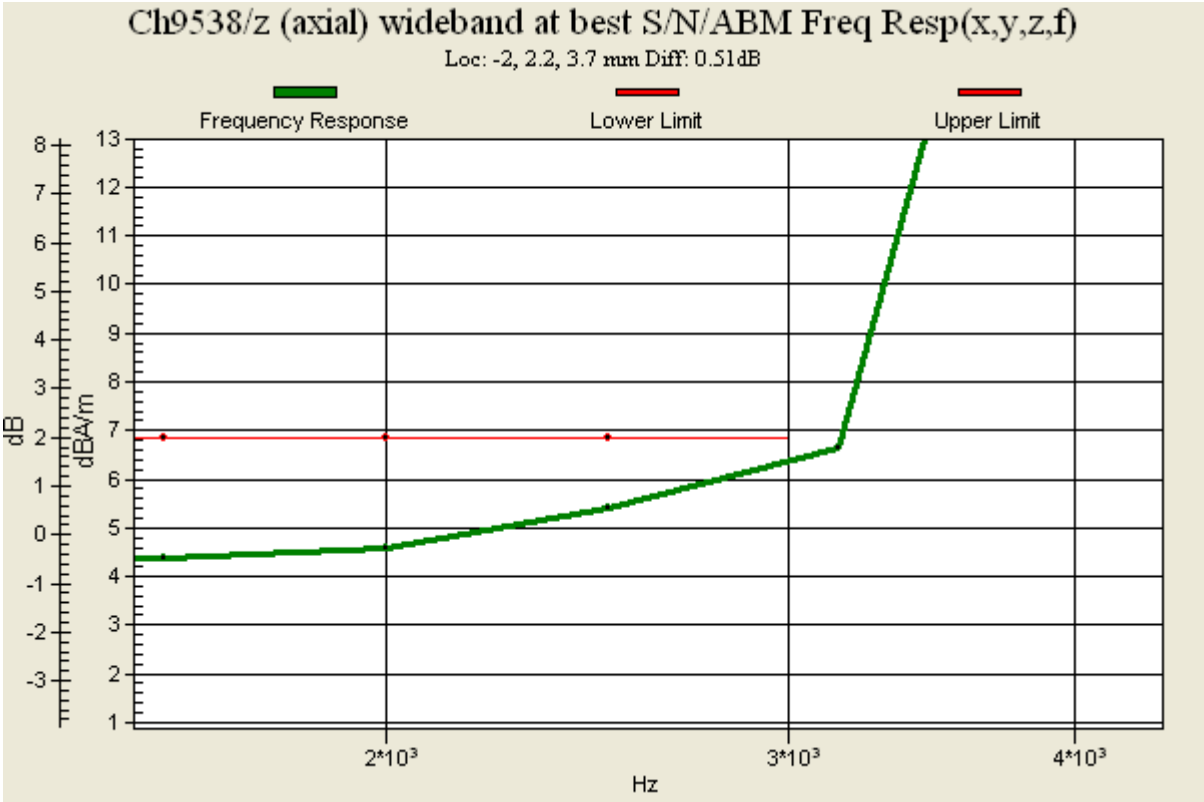
Ch9538/z (axial) wideband at best S/N/ABM Freq Resp(x,y,z,f)
Loc: -2, 2.2, 3.7 mm Diff: 0.51dB
Frequency Response
Lower Limit
Upper Limit
dB
dBA/m
Hz

Test Laboratory: Sporton International Inc. SAR/HAC Testing Lab Date: 2013-4-14

#12 HAC_T-Coil WCDMA II_RMC12.2K_Ch9538(Y)

DUT: 341002B

Communication System: UMTS; Frequency: 1907.6 MHz;Duty Cycle: 1:1
Medium: Air Medium parameters used: $\sigma = 0$ S/m, $\varepsilon_r = 1$; $\rho = 0$ kg/m^3
Ambient Temperature：23.1 ℃

DASY5 Configuration:
- Probe: AM1DV3 - 3093; ; Calibrated: 2012-4-19
- Sensor-Surface: 0mm (Fix Surface)
- Electronics: DAE4 Sn1210; Calibrated: 2012-12-5
- Phantom: HAC Test Arch with AMCC; Type: SD HAC P01 BA;
- Measurement SW: DASY52, Version 52.8 (4); SEMCAD X Version 14.6.8 (7028)

Ch9538/y (transversal) fine 3mm 6 x 42/ABM SNR(x,y,z) (3x15x1): Measurement grid: dx=10mm, dy=10mm
ABM1/ABM2 = 43.88 dB
ABM1 comp = -0.14 dBA/m
Location: 0, -4.2, 3.7 mm

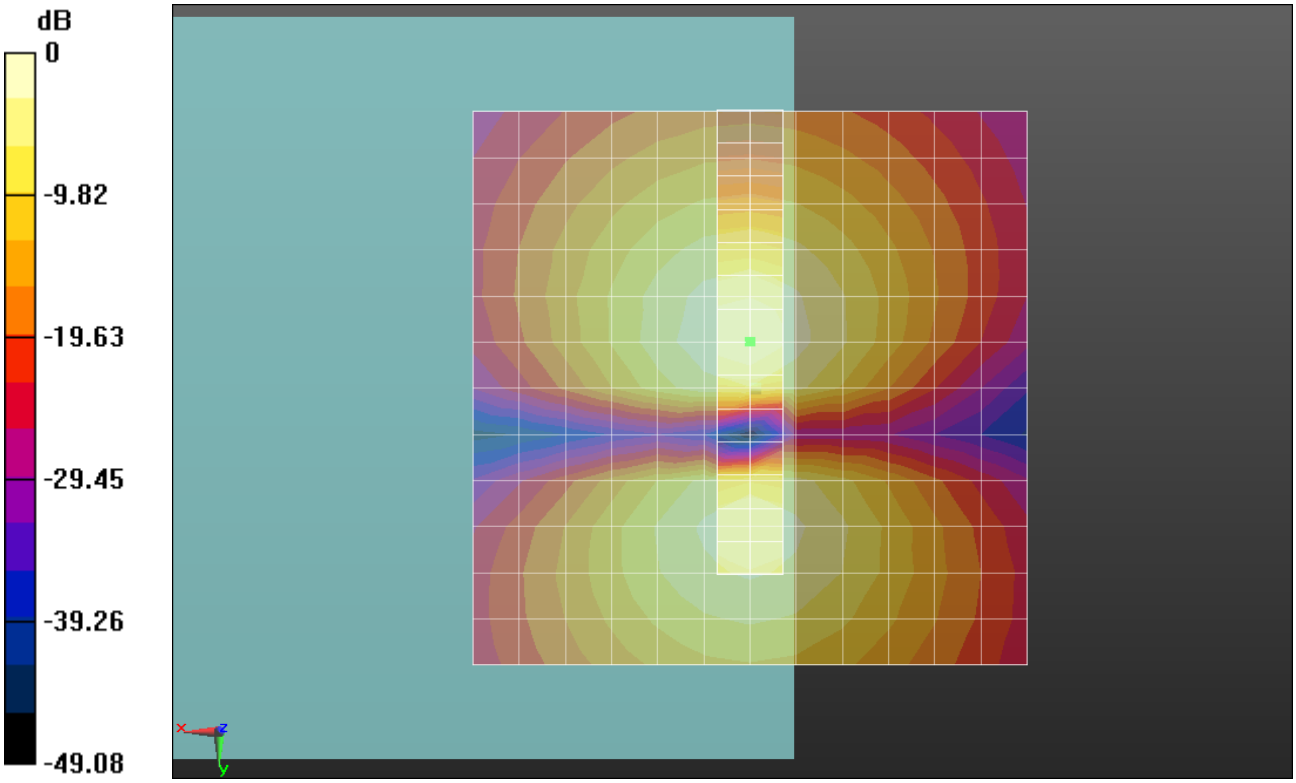

0 dB = 1.000 A/m = 0.00 dBA/m