FCC Test Report

Equipment	:	**AC1900 SMART WI-FI GIGABIT ROUTER**
Brand Name	:	**LINKSYS**
Model No.	:	**EA6900 V2**
FCC ID	:	**Q87-EA6900V2**
Standard	:	**47 CFR FCC Part 15.407**
Operating Band	:	**5150 MHz – 5250 MHz** **5725 MHz – 5850 MHz**
Applicant / Manufacturer	:	**LINKSYS LLC** **121 Theory Drive, Irvine ,California,United States, 92617**
Function	:	☐ **Outdoor;** ☒ **Indoor;** ☐ **Fixed P2P** ☐ **Client**

The product sample received on Dec. 29, 2016 and completely tested on Mar. 08, 2017. We, SPORTON, would like to declare that the tested sample has been evaluated in accordance with the procedures given in ANSI C63.10-2013 and shown compliance with the applicable technical standards.

The test results in this report apply exclusively to the tested model / sample. Without written approval of SPORTON INTERNATIONAL INC., the test report shall not be reproduced except in full.

Phoenix Chen / Assistant Manager

Testing Laboratory
1190

Table of Contents

1 GENERAL DESCRIPTION 5

1.1 Information 5
1.2 Testing Applied Standards 7
1.3 Testing Location Information 7
1.4 Measurement Uncertainty 8

2 TEST CONFIGURATION OF EUT 9

2.1 Test Condition 9
2.2 Test Channel Mode 10
2.3 The Worst Case Measurement Configuration 12
2.4 Accessories 13
2.5 Support Equipment 13
2.6 Test Setup Diagram 14

3 TRANSMITTER TEST RESULT 16

3.1 AC Power-line Conducted Emissions 16
3.2 Emission Bandwidth 17
3.3 Maximum Conducted Output Power 18
3.4 Peak Power Spectral Density 20
3.5 Unwanted Emissions 22
3.6 Frequency Stability 26

4 TEST EQUIPMENT AND CALIBRATION DATA 27

APPENDIX A. TEST RESULTS OF AC POWER-LINE CONDUCTED EMISSIONS

APPENDIX B. TEST RESULTS OF EMISSION BANDWIDTH

APPENDIX C. TEST RESULTS OF MAXIMUM CONDUCTED OUTPUT POWER

APPENDIX D. TEST RESULTS OF PEAK POWER SPECTRAL DENSITY

APPENDIX E. TEST RESULTS OF UNWANTED EMISSIONS

APPENDIX F. TEST RESULTS OF FREQUENCY STABILITY

APPENDIX G. TEST RESULTS OF RADIATED EMISSION CO-LOCATION

APPENDIX H. TEST PHOTOS

PHOTOGRAPHS OF EUT v01

Summary of Test Result

Conformance Test Specifications			
Report Clause	**Ref. Std. Clause**	**Description**	**Result**
1.1.2	15.203	Antenna Requirement	Complied
3.1	15.207	AC Power-line Conducted Emissions	Complied
3.2	15.407(a)	Emission Bandwidth	Complied
3.3	15.407(a)	Maximum Conducted Output Power	Complied
3.4	15.407(a)	Peak Power Spectral Density	Complied
3.5	15.407(b)	Unwanted Emissions	Complied
3.6	15.407(g)	Frequency Stability	Complied

Revision History

Report No.	Version	Description	Issued Date
FR6D2838AN	Rev. 01	Initial issue of report	Mar. 13, 2017

1 General Description

1.1 Information

1.1.1 RF General Information

Frequency Range (MHz)	IEEE Std. 802.11	Ch. Frequency (MHz)	Channel Number
5.15-5.25GHz	a, n (HT20) , ac (VHT20) , ac (VHT20)-BF	5180-5240	36-48 [4]
5.725-5.85GHz		5745-5825	149-165 [5]
5.15-5.25GHz	n (HT40), ac (VHT40), ac (VHT40)-BF	5190-5230	38-46 [2]
5.725-5.85GHz		5755-5795	151-159 [2]
5.15-5.25GHz	ac (VHT80), ac (VHT80)-BF	5210	42 [1]
5.725-5.85GHz		5775	155 [1]

Band	Mode	BWch (MHz)	Nant
5.15-5.25GHz	802.11a	20	4TX
5.15-5.25GHz	802.11ac VHT20	20	4TX
5.15-5.25GHz	802.11ac VHT40	40	4TX
5.15-5.25GHz	802.11ac VHT80	80	4TX
5.725-5.85GHz	802.11a	20	4TX
5.725-5.85GHz	802.11ac VHT20	20	4TX
5.725-5.85GHz	802.11ac VHT40	40	4TX
5.725-5.85GHz	802.11ac VHT80	80	4TX

Band	Mode	BWch (MHz)	Nant
5.15-5.25GHz	802.11ac VHT20-BF	20	4TX
5.15-5.25GHz	802.11ac VHT40-BF	40	4TX
5.15-5.25GHz	802.11ac VHT80-BF	80	4TX
5.725-5.85GHz	802.11ac VHT20-BF	20	4TX
5.725-5.85GHz	802.11ac VHT40-BF	40	4TX
5.725-5.85GHz	802.11ac VHT80-BF	80	4TX

Note:
- 11a, HT20 and HT40 use a combination of OFDM-BPSK, QPSK, 16QAM, 64QAM modulation.
- VHT20, VHT40, VHT80 use a combination of OFDM-BPSK, QPSK, 16QAM, 64QAM, 256QAM, modulation.
- BWch is the nominal channel bandwidth.

1.1.2 Antenna Information

Antenna Category	
☐	Equipment placed on the market without antennas
☒	Integral antenna (antenna permanently attached)
	☒ Temporary RF connector provided
	☐ No temporary RF connector provided Transmit chains bypass antenna and soldered temporary RF connector provided for connected measurement. In case of conducted measurements the transmitter shall be connected to the measuring equipment via a suitable attenuator and correct for all losses in the RF path.
☒	External antenna (dedicated antennas)
	☒ Single power level with corresponding antenna(s).
	☐ Multiple power level and corresponding antenna(s).

No.	Ant. Cat.	Ant. Type	Model No.	Gain (dBi)
A	External	Dipole	5620-Linksys EA8350	3.50
B	External	Dipole	5620-Linksys EA8350	3.50
C	External	Dipole	5620-Linksys EA8350	3.50
D	Integral	PCB	N2420DGCSBK	2.40

1.1.3 EUT Information

Identify EUT				
Operational Condition				
EUT Power Type	From Power Adapter			
Beamforming Function	☒	With beamforming	☐	Without beamforming
Type of EUT				
☒	Stand-alone			
☐	Combined (EUT where the radio part is fully integrated within another device)			
	Combined Equipment - Brand Name / Model No.:	…		
☐	Plug-in radio (EUT intended for a variety of host systems)			
	Host System - Brand Name / Model No.:	…		
☐	Other:			

1.1.4 Mode Test Duty Cycle

Mode	DC	DCF(dB)	T(s)	VBW(Hz) ≥ 1/T
802.11a	1	0	n/a (DC>=0.98)	n/a (DC>=0.98)
802.11ac VHT20	1	0	n/a (DC>=0.98)	n/a (DC>=0.98)
802.11ac VHT40	1	0	n/a (DC>=0.98)	n/a (DC>=0.98)
802.11ac VHT80	1	0	n/a (DC>=0.98)	n/a (DC>=0.98)

Mode	DC	DCF(dB)	T(s)	VBW(Hz) ≥ 1/T
802.11ac VHT20-BF	0.983	0.074	n/a (DC>=0.98)	n/a (DC>=0.98)
802.11ac VHT40-BF	0.985	0.066	n/a (DC>=0.98)	n/a (DC>=0.98)
802.11ac VHT80-BF	0.993	0.031	n/a (DC>=0.98)	n/a (DC>=0.98)

1.2 Testing Applied Standards

According to the specifications of the manufacturer, the EUT must comply with the requirements of the following standards:

- 47 CFR FCC Part 15
- ANSI C63.10-2013
- KDB 789033 D02 v01r03
- KDB 644545 D03 v01
- KDB 662911 D01 v02r01

1.3 Testing Location Information

Testing Location							
☒	HWA YA	ADD	:	No. 52, Hwa Ya 1st Rd., Kwei-Shan District, Tao Yuan City, Taiwan, R.O.C.			
		TEL	:	886-3-327-3456	FAX	:	886-3-327-0973
	Test site Designation No. 553509 with FCC.						
☐	JHUBEI	ADD	:	No.8, Lane 724, Bo-ai St., Jhubei City, HsinChu County 302, Taiwan, R.O.C.			
		TEL	:	886-3-656-9065	FAX	:	886-3-656-9085
	Test site Designation No. TW0006 with FCC.						

Test Condition	Test Site No.	Test Engineer	Test Environment	Test Date
RF Conducted	TH01-HY	Gary	24.5°C / 66%	03/Mar/2017
Radiated	03CH03-HY	Thor	22.2°C / 51.8%	04/Mar/2017
AC Conduction	CO04-HY	Bear	18.8°C / 62%	08/Mar/2017

1.4 Measurement Uncertainty

ISO/IEC 17025 requires that an estimate of the measurement uncertainties associated with the emissions test results be included in the report. The measurement uncertainties given below are based on a 95% confidence level (based on a coverage factor (k=2)

Test Items	Uncertainty	Remark
Conducted Emission (150kHz ~ 30MHz)	3.6 dB	Confidence levels of 95%
Radiated Emission (30MHz ~ 1,000MHz)	2.1 dB	Confidence levels of 95%
Radiated Emission (1GHz ~ 18GHz)	2.6 dB	Confidence levels of 95%
Radiated Emission (18GHz ~ 40GHz)	2.9 dB	Confidence levels of 95%
Conducted Emission	1.3 dB	Confidence levels of 95%

2 Test Configuration of EUT

2.1 Test Condition

Condition Item	Abbreviation/Remark	Remark
RF Conducted	Abbreviation	Remark
TN,VN	TN	20°C
-	VN	120V
Freq. Stability	Abbreviation	Remark
TN,VN	TN	20°C
TN,VL	TL	0°C
TN,VH	TH	40°C
T40,VN	VN	120V
T30,VN	VL	102V
T20,VN	VH	138V
T10,VN	T40	40°C
T0,VN	T30	30°C
-	T20	20°C
-	T10	10°C
-	T0	0°C

2.2 Test Channel Mode

Test Software Version	MT7615 QA 0.0.1.73

Mode	Power Setting
802.11a_Nss1_4TX	-
5180MHz	1C
5200MHz	1C
5240MHz	1C
802.11ac VHT20_Nss1,(MCS0)_4TX	-
5180MHz	1C
5200MHz	1D
5240MHz	1E
802.11ac VHT40_Nss1,(MCS0)_4TX	-
5190MHz	17
5230MHz	21
802.11ac VHT80_Nss1,(MCS0)_4TX	-
5210MHz	15
802.11a_Nss1_4TX	-
5745MHz	20
5785MHz	21
5825MHz	22
802.11ac VHT20_Nss1,(MCS0)_4TX	-
5745MHz	21
5785MHz	23
5825MHz	24
802.11ac VHT40_Nss1,(MCS0)_4TX	-
5755MHz	23
5795MHz	27
802.11ac VHT80_Nss1,(MCS0)_4TX	-
5775MHz	28

TXBF

Mode	Power Setting
802.11ac VHT20-BF_Nss1,(MCS0)_4TX	-
5180MHz	30
5200MHz	30
5240MHz	30
802.11ac VHT40-BF_Nss1,(MCS0)_4TX	-
5190MHz	23
5230MHz	30
802.11ac VHT80-BF_Nss1,(MCS0)_4TX	-
5210MHz	16
802.11ac VHT20-BF_Nss1,(MCS0)_4TX	-
5745MHz	30
5785MHz	30
5825MHz	30
802.11ac VHT40-BF_Nss1,(MCS0)_4TX	-
5755MHz	30
5795MHz	30
802.11ac VHT80-BF_Nss1,(MCS0)_4TX	-
5775MHz	30

2.3 The Worst Case Measurement Configuration

The Worst Case Mode for Following Conformance Tests	
Tests Item	AC power-line conducted emissions
Condition	AC power-line conducted measurement for line and neutral
Operating Mode	CTX
1	Adapter mode

The Worst Case Mode for Following Conformance Tests	
Tests Item	Emission Bandwidth Maximum Conducted Output Power Peak Power Spectral Density Frequency Stability
Test Condition	Conducted measurement at transmit chains

The Worst Case Mode for Following Conformance Tests			
Tests Item	Unwanted Emissions		
Test Condition	Radiated measurement If EUT consist of multiple antenna assembly (multiple antenna are used in EUT regardless of spatial multiplexing MIMO configuration), the radiated test should be performed with highest antenna gain of each antenna type.		
Operating Mode < 1GHz	CTX		
1	Adapter mode		
Orthogonal Planes of EUT	**X Plane**	**Y Plane**	**Z Plane**
Worst Planes of EUT			V

The Worst Case Mode for Following Conformance Tests	
Tests Item	Simultaneous Transmission Analysis
Test Condition	Radiated measurement
Operating Mode	CTX
1	WLAN 2.4GHz+ WLAN 5GHz
Refer to Sporton Test Report No.: FA6D2838 for Co-location RF Exposure Evaluation and Appendix G for Radiated Emission Co-location.	

2.4 Accessories

Specification of Accessory				
US AC Adapter 1	Brand Name	I.T.E	Model Name	MU30-P120250-A1
	Power Rating	I/P: 100-240Vac, 0.8A, O/P:12Vdc, 2.5A		
US AC Adapter 2	Brand Name	APD	Model Name	WA-30J12FU
	Power Rating	I/P: 100-240Vac, 0.9A, O/P:12Vdc, 2.5A		
RJ45 Cable 1	Category	-	In/Out door	In door
	Power Cord	1 meter, non-shielded cable		
RJ45 Cable 2	Category	-	In/Out door	In door
	Power Cord	1 meter, non-shielded cable		

Note: Regarding to more detail and other information, please refer to user manual.

2.5 Support Equipment

Support Equipment – RF Conducted				
No.	**Equipment**	**Brand Name**	**Model Name**	**FCC ID**
1	Notebook	DELL	E6400	Doc
2	Adapter for NB	DELL	HA65NM130	Doc
3	Notebook	DELL	E6400	Doc
4	Adapter for NB	DELL	HA65NM130	Doc
5	Wireless AP(BF)	SERCOMM	EA6900 V2	-
6	Adaptor Wall-Mount	I.T.E	MU30-P120250-A1	-

Support Equipment – AC Conduction				
No.	**Equipment**	**Brand Name**	**Model Name**	**FCC ID**
1	Wireless AP(BF)	SERCOMM	EA6900 V2	-
2	Adaptor Wall-Mount	I.T.E	MU30-P120250-A1	-

Support Equipment – Radiated Emission				
No.	**Equipment**	**Brand Name**	**Model Name**	**FCC ID**
1	Wireless AP(BF)	SERCOMM	EA6900 V2	-
2	Adaptor Wall-Mount	I.T.E	MU30-P120250-A1	-

2.6 Test Setup Diagram

Test Setup Diagram – AC Line Conducted Emission Test

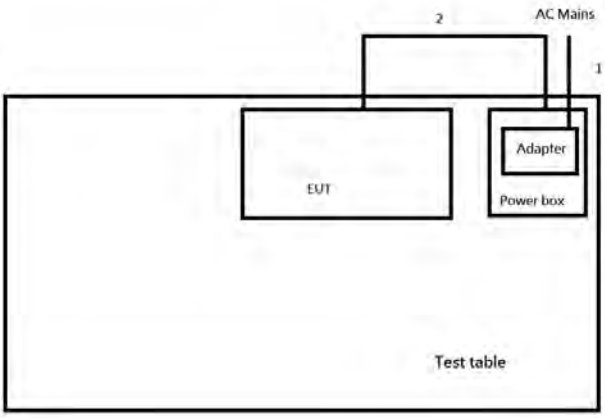

Item	Connection	Shielded	Length(m)	Remark
1	AC Power Line	No	1.8m	-
2	DC Power Line	No	1.0m	-

Test Setup Diagram – AC Line Conducted Emission Test_TXBF

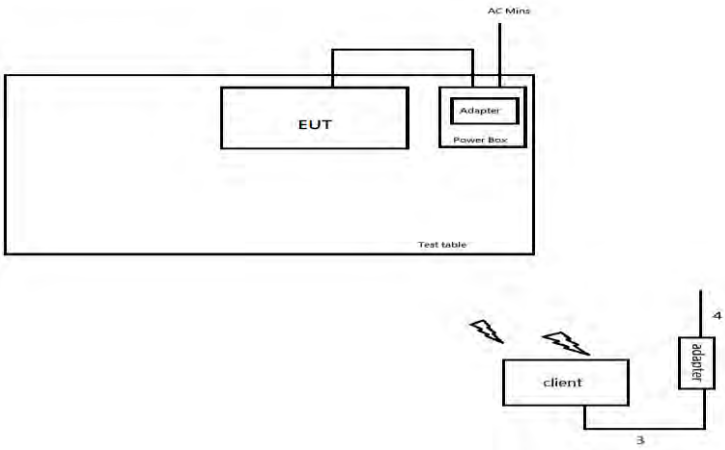

Item	Connection	Shielded	Length(m)	Remark
1	AC Power Line	No	1.8m	-
2	DC Power Line	No	1.0m	-
3	DC Power Line	No	1.0m	-
4	AC Power Line	No	1.8m	-

Test Setup Diagram - Radiated Test

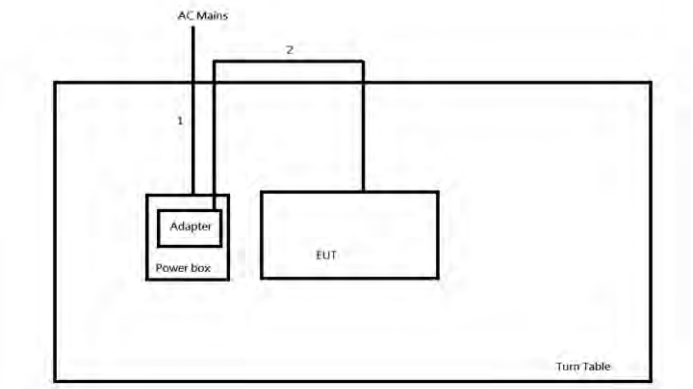

Item	Connection	Shielded	Length(m)	Remark
1	AC Power Line	No	1.8m	-
2	DC Power Line	No	1.0m	-

Test Setup Diagram - Radiated Test_TXBF

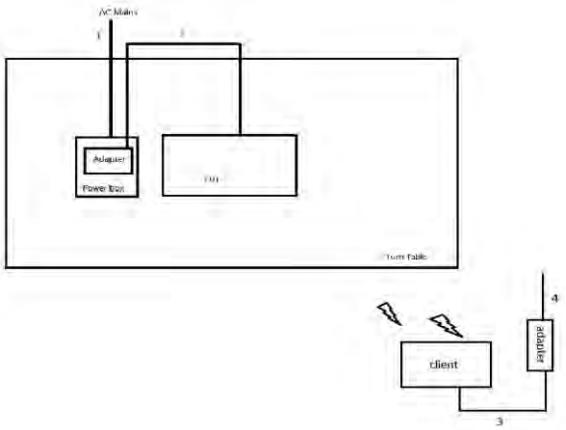

Item	Connection	Shielded	Length(m)	Remark
1	AC Power Line	No	1.8m	-
2	DC Power Line	No	1.0m	-
3	DC Power Line	No	1.0m	-
4	AC Power Line	No	1.8m	-

3 Transmitter Test Result

3.1 AC Power-line Conducted Emissions

3.1.1 AC Power-line Conducted Emissions Limit

AC Power-line Conducted Emissions Limit		
Frequency Emission (MHz)	**Quasi-Peak**	**Average**
0.15-0.5	66 - 56 *	56 - 46 *
0.5-5	56	46
5-30	60	50
Note 1: * Decreases with the logarithm of the frequency.		

3.1.2 Measuring Instruments

Refer a test equipment and calibration data table in this test report.

3.1.3 Test Procedures

Test Method
☒ Refer as ANSI C63.10-2013, clause 6.2 for AC power-line conducted emissions.

3.1.4 Test Setup

AC Power-line Conducted Emissions

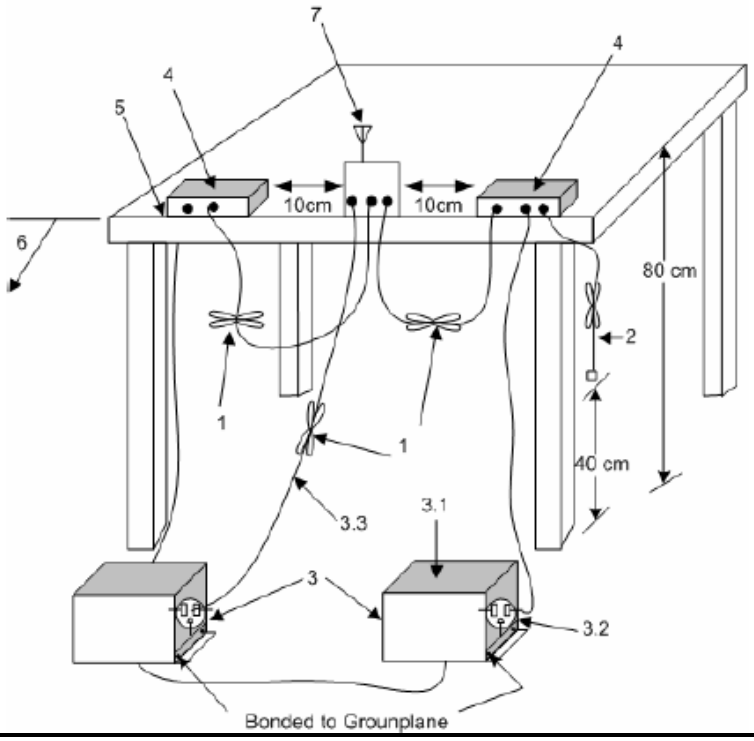

3.1.5 Test Result of AC Power-line Conducted Emissions

Refer as Appendix A

3.2 Emission Bandwidth

3.2.1 Emission Bandwidth Limit

Emission Bandwidth Limit	
UNII Devices	
☒	For the 5.15-5.25 GHz band, N/A
☐	For the 5.25-5.35 GHz band, the maximum conducted output power shall not exceed the lesser of 250 mW or 11 dBm + 10 log B, where B is the 26 dB emission bandwidth in MHz.
☐	For the 5.47-5.725 GHz band, the maximum conducted output power shall not exceed the lesser of 250 mW or 11 dBm + 10 log B, where B is the 26 dB emission bandwidth in MHz.
☒	For the 5.725-5.85 GHz band, 6 dB emission bandwidth ≥ 500kHz.

3.2.2 Measuring Instruments

Refer a test equipment and calibration data table in this test report.

3.2.3 Test Procedures

Test Method		
▪	For the emission bandwidth shall be measured using one of the options below:	
	☒	Refer as KDB 789033, clause C for EBW and clause D for OBW measurement.
	☐	Refer as ANSI C63.10, clause 6.9.3 for occupied bandwidth testing.
	☒	Refer as IC RSS-Gen, clause 6.6 for bandwidth testing.

3.2.4 Test Setup

Emission Bandwidth


3.2.5 Test Result of Emission Bandwidth

Refer as Appendix B

3.3 Maximum Conducted Output Power

3.3.1 Maximum Conducted Output Power Limit

Maximum Conducted Output Power Limit	
UNII Devices	
☒	For the 5.15-5.25 GHz band:
	▪ Outdoor AP: the maximum conducted output power (P_{Out}) shall not exceed the lesser of 1 W. If G_{TX} > 6 dBi, then P_{Out} = 30 – (G_{TX} – 6). e.i.r.p. at any elevation angle above 30 degrees ≤ 125mW [21dBm]
	▪ Indoor AP: the maximum conducted output power (P_{Out}) shall not exceed the lesser of 1 W. If G_{TX} > 6 dBi, then P_{Out} = 30 – (G_{TX} – 6)
	▪ Point-to-point AP: the maximum conducted output power (P_{Out}) shall not exceed the lesser of 1 W If G_{TX} > 23 dBi, then P_{Out} = 30 – (G_{TX} – 23).
	▪ Mobile or Portable Client: the maximum conducted output power (P_{Out}) shall not exceed the lesser of 250 mW. If G_{TX} > 6 dBi, then P_{Out} = 24 – (G_{TX} – 6).
☐	For the 5.25-5.35 GHz band, the maximum conducted output power (P_{Out}) shall not exceed the lesser of 250 mW or 11 dBm + 10 log B, where B is the 26 dB emission bandwidth in MHz. If G_{TX} > 6 dBi, then P_{Out} = 24 – (G_{TX} – 6).
☐	For the 5.47-5.725 GHz band, the maximum conducted output power (P_{Out}) shall not exceed the lesser of 250 mW or 11 dBm + 10 log B, where B is the 26 dB emission bandwidth in MHz. If G_{TX} > 6 dBi, then P_{Out} = 24 – (G_{TX} – 6).
☒	For the 5.725-5.85 GHz band:
	▪ Point-to-multipoint systems (P2M): the maximum conducted output power (P_{Out}) shall not exceed the lesser of 1 W. If G_{TX} > 6 dBi, then P_{Out} = 30 – (G_{TX} – 6).
	▪ Point-to-point systems (P2P): the maximum conducted output power (P_{Out}) shall not exceed the lesser of 1 W.
P_{Out} = maximum conducted output power in dBm, **G_{TX}** = the maximum transmitting antenna directional gain in dBi.	

3.3.2 Measuring Instruments

Refer a test equipment and calibration data table in this test report.

3.3.3 Test Procedures

Test Method	
▪ Maximum Conducted Output Power	
	Duty cycle ≥ 98%
	☐ Refer as KDB 789033, clause E Method SA-2 (spectral trace averaging).
	Duty cycle < 98%
	☐ Refer as KDB 789033, clause E Method SA-2 Alt. (RMS detection with slow sweep speed)
	Wideband RF power meter and average over on/off periods with duty factor
	☒ Refer as KDB 789033, clause E Method PM (using an RF average power meter).
▪ For conducted measurement.	
	▪ If the EUT supports multiple transmit chains using options given below: Refer as KDB 662911, In-band power measurements. Using the measure-and-sum approach, measured all transmit ports individually. Sum the power (in linear power units e.g., mW) of all ports for each individual sample and save them.
	▪ If multiple transmit chains, EIRP calculation could be following as methods: $P_{total} = P_1 + P_2 + \ldots + P_n$ (calculated in linear unit [mW] and transfer to log unit [dBm]) $EIRP_{total} = P_{total} + DG$

3.3.4 Test Setup

RF Output Power (Power Meter)
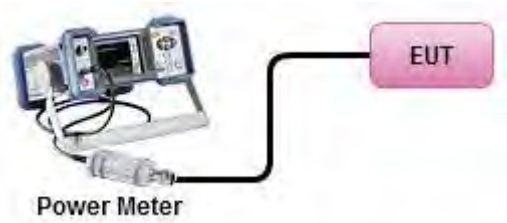

3.3.5 Test Result of Maximum Conducted Output Power

Refer as Appendix C

3.4 Peak Power Spectral Density

3.4.1 Peak Power Spectral Density Limit

Peak Power Spectral Density Limit	
UNII Devices	
☒	For the 5.15-5.25 GHz band:
	▪ Outdoor AP: the peak power spectral density (PPSD) shall not exceed the lesser of 17dBm/MHz. If G_{TX} > 6 dBi, then P_{Out} = 17 – (G_{TX} – 6).
	▪ Indoor AP: the peak power spectral density (PPSD) shall not exceed the lesser of 17dBm/MHz. If G_{TX} > 6 dBi, then P_{Out} = 17 – (G_{TX} – 6).
	▪ Point-to-point AP: the peak power spectral density (PPSD) shall not exceed the lesser of 17dBm/MHz. If G_{TX} > 23 dBi, then P_{Out} = 17 – (G_{TX} – 23).
	▪ Mobile or Portable Client: the peak power spectral density (PPSD) ≤ 11 dBm/MHz. If G_{TX} > 6 dBi, then PPSD= 11 – (G_{TX} – 6)..
☐	For the 5.25-5.35 GHz band, the peak power spectral density (PPSD) ≤ 11 dBm/MHz. If G_{TX} > 6 dBi, then PPSD= 11 – (G_{TX} – 6).
☐	For the 5.47-5.725 GHz band, the peak power spectral density (PPSD) ≤ 11 dBm/MHz. If G_{TX} > 6 dBi, then PPSD= 11 – (G_{TX} – 6).
☒	For the 5.725-5.85 GHz band:
	▪ Point-to-multipoint systems (P2M): the peak power spectral density (PPSD) ≤ 30 dBm/500kHz. If G_{TX} > 6 dBi, then PPSD= 30 – (G_{TX} – 6).
	▪ Point-to-point systems (P2P): the peak power spectral density (PPSD) ≤ 30 dBm/500kHz.
PPSD = peak power spectral density that he same method as used to determine the conducted output power shall be used to determine the power spectral density. And power spectral density in dBm/MHz **G_{TX}** = the maximum transmitting antenna directional gain in dBi.	

3.4.2 Measuring Instruments

Refer a test equipment and calibration data table in this test report.

3.4.3 Test Procedures

Test Method		
▪ Peak power spectral density procedures that the same method as used to determine the conducted output power shall be used to determine the peak power spectral density and use the peak search function on the spectrum analyzer to find the peak of the spectrum. For the peak power spectral density shall be measured using below options:		
	☐ Refer as KDB 789033, F)5) power spectral density can be measured using resolution bandwidths < 1 MHz provided that the results are integrated over 1 MHz bandwidth	
	Duty cycle ≥ 98%	
	☒ Refer as KDB 789033, clause E Method SA-2 (spectral trace averaging).	
	Duty cycle < 98%	
	☐ Refer as KDB 789033, clause E Method SA-2 Alt. (RMS detection with slow sweep speed)	
▪ For conducted measurement.		
	▪ If the EUT supports multiple transmit chains using options given below:	
		☒ Measure and sum the spectra across the outputs. Refer as KDB 662911, In-band power spectral density (PSD). Sample all transmit ports simultaneously using a spectrum analyzer for each transmit port. Where the trace bin-by-bin of each transmit port summing can be performed. (i.e., in the first spectral bin of output 1 is summed with that in the first spectral bin of output 2 and that from the first spectral bin of output 3, and so on up to the NTX output to obtain the value for the first frequency bin of the summed spectrum.). Add up the amplitude (power) values for the different transmit chains and use this as the new data trace.
	▪	If multiple transmit chains, EIRP PPSD calculation could be following as methods: $PPSD_{total} = PPSD_1 + PPSD_2 + \ldots + PPSD_n$ (calculated in linear unit [mW] and transfer to log unit [dBm]) $EIRP_{total} = PPSD_{total} + DG$

3.4.4 Test Setup

Power Spectral Density


3.4.5 Test Result of Peak Power Spectral Density

Refer as Appendix D

3.5 Unwanted Emissions

3.5.1 Transmitter Radiated Unwanted Emissions Limit

Unwanted emissions below 1 GHz and restricted band emissions above 1GHz limit			
Frequency Range (MHz)	**Field Strength (uV/m)**	**Field Strength (dBuV/m)**	**Measure Distance (m)**
0.009~0.490	2400/F(kHz)	48.5 - 13.8	300
0.490~1.705	24000/F(kHz)	33.8 - 23	30
1.705~30.0	30	29	30
30~88	100	40	3
88~216	150	43.5	3
216~960	200	46	3
Above 960	500	54	3

Note 1: Test distance for frequencies at or above 30 MHz, measurements may be performed at a distance other than the limit distance provided they are not performed in the near field and the emissions to be measured can be detected by the measurement equipment. When performing measurements at a distance other than that specified, the results shall be extrapolated to the specified distance using an extrapolation factor of 20 dB/decade (inverse of linear distance for field-strength measurements, inverse of linear distance-squared for power-density measurements).

Note 2: Test distance for frequencies at below 30 MHz, measurements may be performed at a distance closer than the EUT limit distance; however, an attempt should be made to avoid making measurements in the near field. When performing measurements below 30 MHz at a closer distance than the limit distance, the results shall be extrapolated to the specified distance by either making measurements at a minimum of two or more distances on at least one radial to determine the proper extrapolation factor or by using the square of an inverse linear distance extrapolation factor (40 dB/decade). The test report shall specify the extrapolation method used to determine compliance of the EUT.

Un-restricted band emissions above 1GHz Limit	
Operating Band	**Limit**
5.15 - 5.25 GHz	e.i.r.p. -27 dBm [68.2 dBuV/m@3m]
5.25 - 5.35 GHz	e.i.r.p. -27 dBm [68.2 dBuV/m@3m]
5.47 - 5.725 GHz	e.i.r.p. -27 dBm [68.2 dBuV/m@3m]
5.725 - 5.85 GHz	5.650-5700 GHz: e.i.r.p. -27 ~ 10 dBm [68.2 ~ 105.2 dBuV/m@3m] 5.700-5720 GHz: e.i.r.p. 10 ~ 15.6 dBm [105.2 ~ 110.8 dBuV/m@3m] 5.720-5725 GHz: e.i.r.p. 15.6 ~ 27 dBm [110.8 ~ 122.2 dBuV/m@3m] 5.850-5.855 GHz: e.i.r.p. 27 ~ 15.6 dBm [122.2 ~ 110.8 dBuV/m@3m] 5.855-5.875 GHz: e.i.r.p. 15.6 ~ 10 dBm [110.8 ~ 105.2 dBuV/m@3m] 5.875-5.925 GHz: e.i.r.p. 10 ~ -27 dBm [105.2 ~ 68.2dBuV/m@3m] Other un-restricted band: e.i.r.p. -27 dBm [68.2 dBuV/m@3m]

Note 1: Measurements may be performed at a distance other than the limit distance provided they are not performed in the near field and the emissions to be measured can be detected by the measurement equipment. When performing measurements at a distance other than that specified, the results shall be extrapolated to the specified distance using an extrapolation factor of 20 dB/decade (inverse of linear distance for field-strength measurements, inverse of linear distance-squared for power-density measurements).

3.5.2 Measuring Instruments

Refer a test equipment and calibration data table in this test report.

3.5.3 Test Procedures

Test Method		
▪ Measurements may be performed at a distance other than the limit distance provided they are not performed in the near field and the emissions to be measured can be detected by the measurement equipment. Measurements shall not be performed at a distance greater than 30 m for frequencies above 30 MHz, unless it can be further demonstrated that measurements at a distance of 30 m or less are impractical. When performing measurements at a distance other than that specified, the results shall be extrapolated to the specified distance using an extrapolation factor of 20 dB/decade (inverse of linear distance for field-strength measurements, inverse of linear distance-squared for power-density measurements).		
▪ The average emission levels shall be measured in [duty cycle ≥ 98 or duty factor].		
▪ For the transmitter unwanted emissions shall be measured using following options below:		
	▪ Refer as KDB 789033, clause G)2) for unwanted emissions into non-restricted bands.	
	▪ Refer as KDB 789033, clause G)1) for unwanted emissions into restricted bands.	
		☒ Refer as KDB 789033, G)6) Method VB (ANSI C63.10, clause 4.1.4.2.3), Reduced VBW.
		☒ Refer as KDB 789033, clause G)5) (ANSI C63.10, clause 4.1.4.2.2), measurement procedure peak limit.
▪ For radiated measurement.		
	▪ Refer as ANSI C63.10, clause 6.4 for radiated emissions below 30 MHz and test distance is 3m.	
	▪ Refer as ANSI C63.10, clause 6.5 for radiated emissions 30 MHz to 1 GHz and test distance is 3m.	
	▪ Refer as ANSI C63.10, clause 6.6 for radiated emissions above 1GHz.	
▪ The any unwanted emissions level shall not exceed the fundamental emission level.		
▪ All amplitude of spurious emissions that are attenuated by more than 20 dB below the permissible value has no need to be reported.		

3.5.4 Test Setup

Transmitter Radiated Unwanted Emissions

9kHz ~30MHz

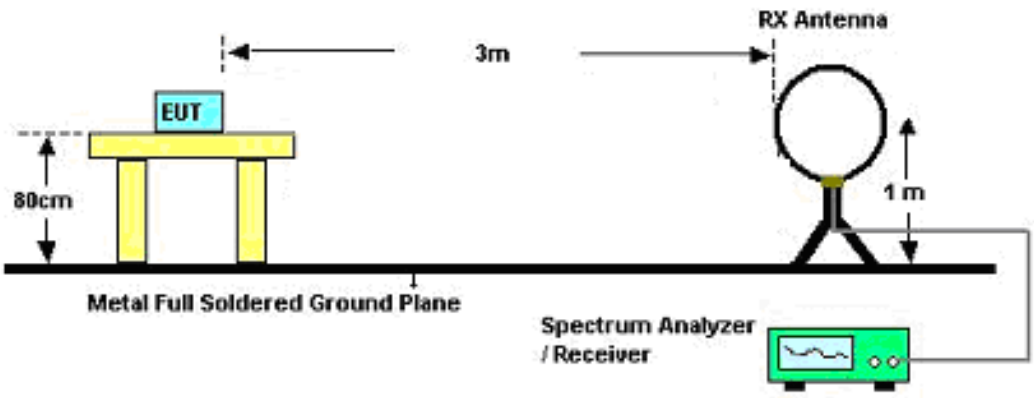

30MHz~1GHz

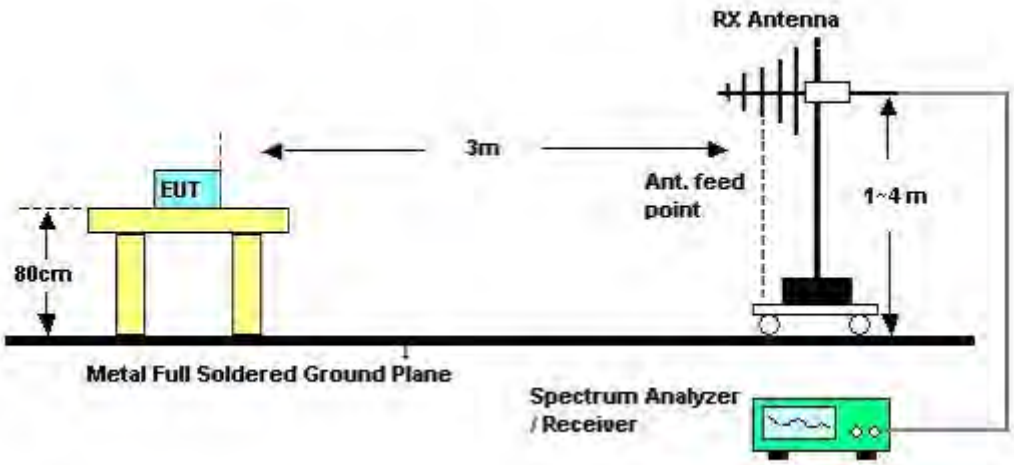

Transmitter Radiated Unwanted Emissions
Above 1GHz

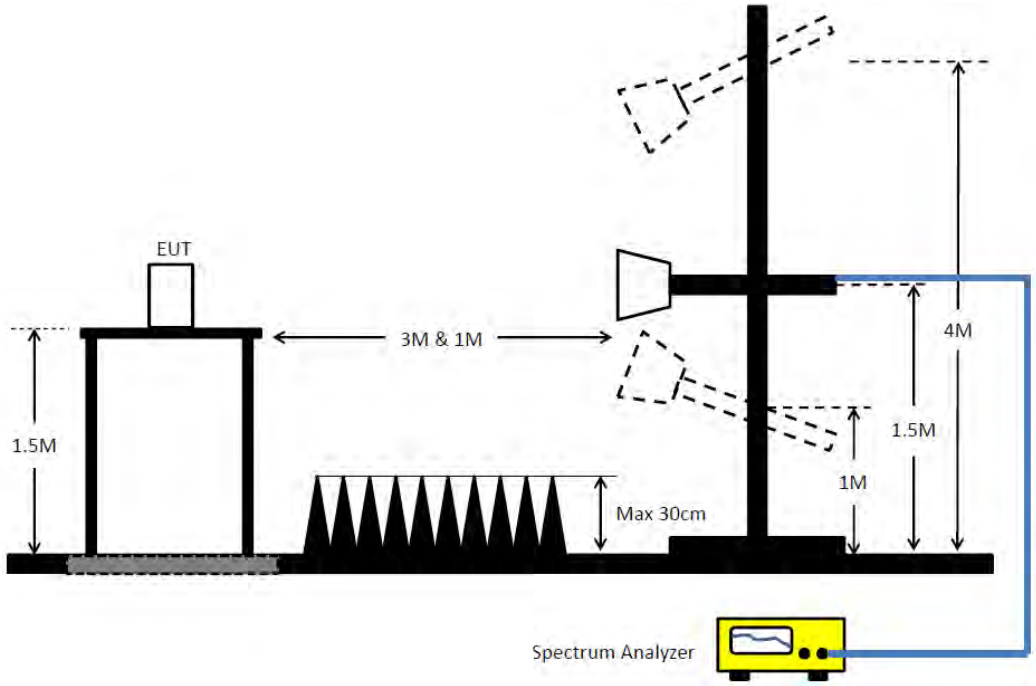

3.5.5 Transmitter Unwanted Emissions (Below 30MHz)

The amplitude of spurious emissions which are attenuated by more than 20dB below the permissible value has no need to be reported. All amplitude of spurious emissions that are attenuated by more than 20 dB below the permissible value has no need to be reported.

3.5.6 Test Result of Transmitter Unwanted Emissions

Refer as Appendix E

3.6 Frequency Stability

3.6.1 Frequency Stability Limit

Frequency Stability Limit
UNII Devices
▪ In-band emission is maintained within the band of operation under all conditions of normal operation as specified in the user's manual.
LE-LAN Devices
▪ N/A
IEEE Std. 802.11
▪ The transmitter center frequency tolerance shall be ± 20 ppm maximum for the 5 GHz band.

3.6.2 Measuring Instruments

Refer a test equipment and calibration data table in this test report.

3.6.3 Test Procedures

Test Method		
▪	Refer as ANSI C63.10, clause 6.8 for frequency stability tests	
	▪	Frequency stability with respect to ambient temperature
	▪	Frequency stability when varying supply voltage

3.6.4 Test Setup

Frequency Stability
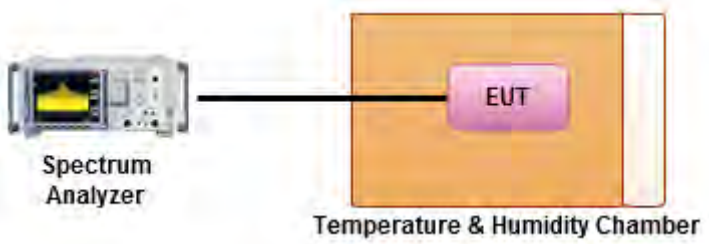

3.6.5 Test Result of Frequency Stability

Refer as Appendix F

4 Test Equipment and Calibration Data

Instrument for AC Conduction

Instrument	Manufacturer	Model No.	Serial No.	Spec.	Calibration Date	Calibration Due Date
EMC Receiver	R&S	ESR3	102051	9KHz ~ 3.6GHz	15/Apr/2016	14/Apr/2017
LISN	SCHWARZBECK MESS-ELEKTRONIK	NSLK 8127	8127-477	9kHz ~ 30MHz	14/Feb/2017	13/Feb/2018
RF Cable-CON	HUBER+SUHNER	RG213/U	07611832020001	9kHz ~ 30MHz	24/Oct/2016	23/Oct/2017
LISN (Support Unit)	EMCO	3810/2	9703-1839	9kHz ~ 30MHz	NCR	NCR

NCR : Non-Calibration Require

Instrument for Radiated Test

Instrument	Manufacturer	Model No.	Serial No.	Spec.	Calibration Date	Calibration Due Date
3m Semi Anechoic Chamber	SIDT FRANKONIA	SAC-3M	03CH03-HY	30MHz ~ 1GHz	28/Nov/2016	27/Nov/2017
3m Semi Anechoic Chamber	SIDT FRANKONIA	SAC-3M	03CH03-HY	1GHz ~ 18GHz	16/Dec/2016	15/Dec/2017
Amplifier	HP	8447D	2944A08033	10kHz ~ 1.3GHz	10/May/2016	09/May/2017
Amplifier	KEYSIGHT	83017A	MY53270197	1GHz ~ 26.5GHz	29/Aug/2016	28/Aug/2017
Spectrum	R&S	FSV40	101515	9kHz ~ 40GHz	28/Nov/2016	27/Nov/2017
Bilog Antenna	SCHAFFNER	CBL 6112D	2723	30MHz ~ 1GHz	01/Oct/2016	30/Sep/2017
Horn Antenna	SCHWARZBECK	BBHA 9120D	BBHA 9120D 1531	1GHz ~ 18GHz	22/Apr/2016	21/Apr/2017
Horn Antenna	SCHWARZBECK	BBHA 9170	BBHA 9170154	18GHz ~ 40GHz	06/Feb/2017	05/Feb/2018
Amplifier	MITEQ	JS44-18004000-33-8P	1840917	18GHz ~ 40GHz	02/Jun/2015	01/Jun/2017
Loop Antenna	TESEQ	HLA 6120	24155	9 kHz~30 MHz	16/Mar/2016	15/Mar/2017
RF-Cable-high	SUHNER	SUHNER	CB222	1GHz ~ 40GHz	28/Oct/2016	27/Oct/2017
RF Cable-R03m	Jye Bao	RG142	CB021	9kHz ~ 1GHz	27/Oct/2016	26/Oct/2017

Instrument for Conducted Test

Instrument	Manufacturer	Model No.	Serial No.	Spec.	Calibration Date	Calibration Due Date
Spectrum Analyzer	R&S	FSV 40	101013	9kHz~40GHz	30/Dec/2016	29/Dec/2017
Power Sensor	Anritsu	MA2411B	0917017	300MHz ~ 40GHz	10/Feb/2017	09/Feb/2018
Power Meter	Anritsu	ML2495A	0949003	300MHz ~ 40GHz	10/Feb/2017	09/Feb/2018
Signal Generator	R&S	SMR40	100116	10MHz ~ 40GHz	21/Jul/2016	20/Jul/2017
Temp. and Humidity Chamber	Giant Force	GTH-225-20-SP-SD	MAA1112-007	-20 ~ 100℃	25/Apr/2016	24/Apr/2017
AC Power Source	G.W	APS-9102	EL920581	AC 0V ~ 300V	04/Jun/2016	03/Jun/2017
RF Cable-0.2m	HUBER+SUHNER	SUCOFLEX_104	MY10710/4	30MHz ~ 26.5GHz	02/Oct/2016	01/Oct/2017
RF Cable-0.2m	HUBER+SUHNER	SUCOFLEX_104	MY10709/4	30MHz ~ 26.5GHz	02/Oct/2016	01/Oct/2017
RF Cable-0.5m	HUBER+SUHNER	SUCOFLEX_104	MY10713/4	30MHz ~ 26.5GHz	02/Oct/2016	01/Oct/2017
RF Cable-1.5m	HUBER+SUHNER	SUCOFLEX_104	MY12582/4	30MHz ~ 26.5GHz	02/Oct/2016	01/Oct/2017
RF Cable-1.5m	HUBER+SUHNER	SUCOFLEX_104	MY12583/4	30MHz ~ 26.5GHz	02/Oct/2016	01/Oct/2017
RF Cable-1.5m	HUBER+SUHNER	SUCOFLEX_104	MY12584/4	30MHz ~ 26.5GHz	02/Oct/2016	01/Oct/2017
RF Cable-1.5m	HUBER+SUHNER	SUCOFLEX_104	MY12585/4	30MHz ~ 26.5GHz	02/Oct/2016	01/Oct/2017

AC Power-line Conducted Emissions Result			
Operating Mode	1	**Power Phase**	Neutral
Operating Function	Adapter Mode		

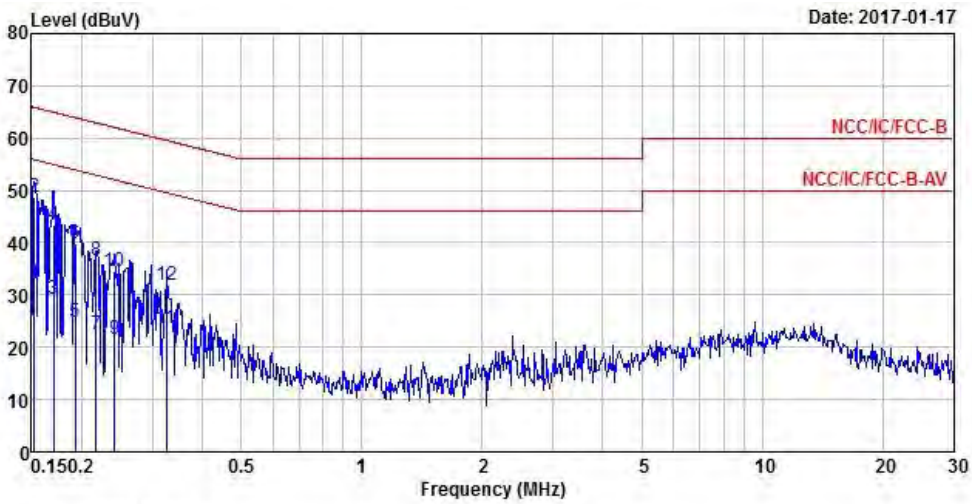

	Freq	Level	Over Limit	Limit Line	Read Level	LISN Factor	Cable Loss	Remark
	MHz	dBuV	dB	dBuV	dBuV	dB	dB	
1	0.15	32.29	-23.58	55.87	31.97	0.10	0.22	Average
2 MAX	0.15	48.85	-17.02	65.87	48.53	0.10	0.22	QP
3	0.17	29.14	-25.80	54.94	28.78	0.10	0.26	Average
4	0.17	43.51	-21.43	64.94	43.15	0.10	0.26	QP
5	0.19	24.78	-29.15	53.93	24.38	0.11	0.29	Average
6	0.19	39.77	-24.16	63.93	39.37	0.11	0.29	QP
7	0.22	22.55	-30.37	52.92	22.17	0.11	0.27	Average
8	0.22	36.66	-26.26	62.92	36.28	0.11	0.27	QP
9	0.24	21.63	-30.41	52.04	21.28	0.11	0.24	Average
10	0.24	34.63	-27.41	62.04	34.28	0.11	0.24	QP
11	0.33	23.75	-25.82	49.57	23.47	0.12	0.16	Average
12	0.33	31.95	-27.62	59.57	31.67	0.12	0.16	QP

Note 1: “>20dB” means emission levels that exceed the level of 20 dB below the applicable limit.
Note 2: “N/F” means Nothing Found emissions (No emissions were detected.)

AC Power-line Conducted Emissions Result			
Operating Mode	1	**Power Phase**	Line
Operating Function	Adapter Mode		

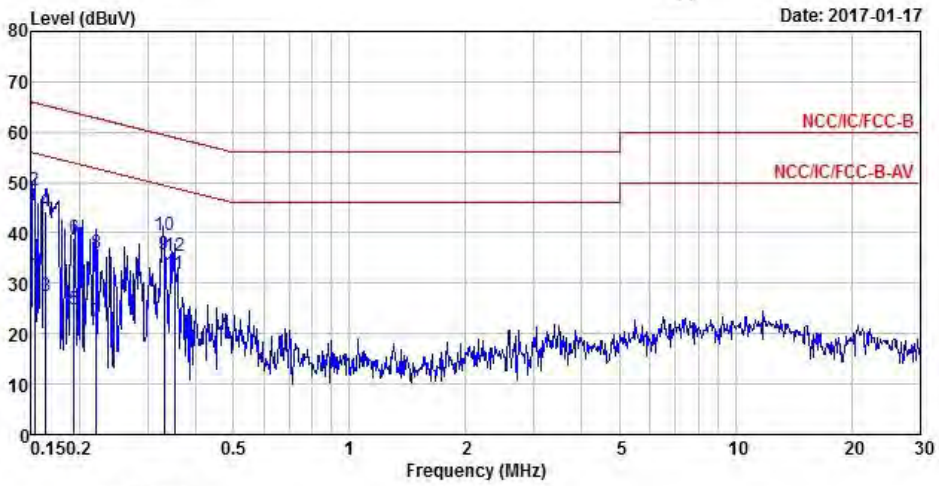

	Freq	Level	Over Limit	Limit Line	Read Level	LISN Factor	Cable Loss	Remark
	MHz	dBuV	dB	dBuV	dBuV	dB	dB	
1	0.15	31.46	-24.36	55.82	31.13	0.11	0.22	Average
2	0.15	48.35	-17.47	65.82	48.02	0.11	0.22	QP
3	0.16	27.31	-27.99	55.30	26.96	0.11	0.24	Average
4	0.16	44.18	-21.12	65.30	43.83	0.11	0.24	QP
5	0.19	24.78	-29.11	53.89	24.38	0.11	0.29	Average
6	0.19	38.96	-24.93	63.89	38.56	0.11	0.29	QP
7	0.22	22.54	-30.25	52.79	22.16	0.11	0.27	Average
8	0.22	36.03	-26.76	62.79	35.65	0.11	0.27	QP
9 MAX	0.33	35.67	-13.77	49.44	35.39	0.12	0.16	Average
10	0.33	39.44	-20.00	59.44	39.16	0.12	0.16	QP
11	0.35	31.93	-16.98	48.91	31.67	0.12	0.14	Average
12	0.35	35.33	-23.58	58.91	35.07	0.12	0.14	QP

Note 1: “>20dB” means emission levels that exceed the level of 20 dB below the applicable limit.
Note 2: “N/F” means Nothing Found emissions (No emissions were detected.)

AC Power-line Conducted Emissions Result			
Operating Mode	1	**Power Phase**	Neutral
Operating Function	Adapter Mode		

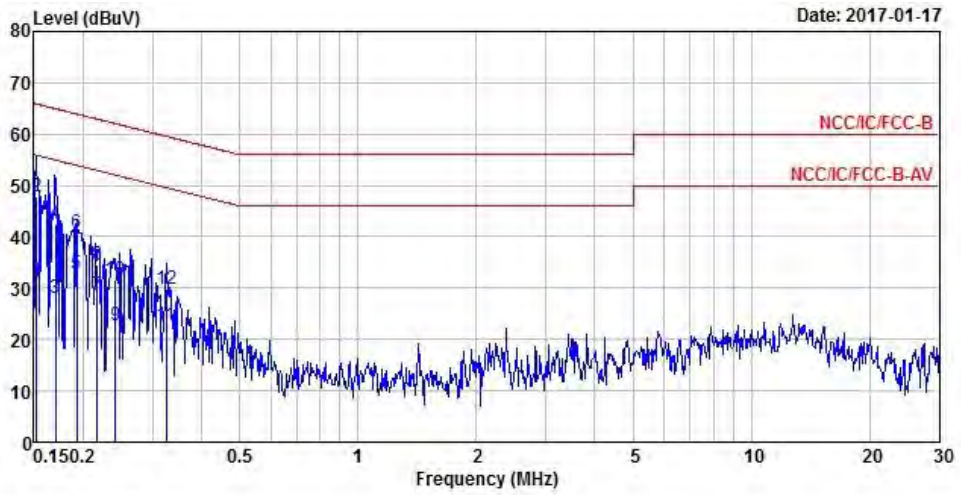

	Freq	Level	Over Limit	Limit Line	Read Level	LISN Factor	Cable Loss	Remark
	MHz	dBuV	dB	dBuV	dBuV	dB	dB	
1	0.15	31.29	-24.58	55.87	30.97	0.10	0.22	Average
2 MAX	0.15	47.85	-18.02	65.87	47.53	0.10	0.22	QP
3	0.17	28.14	-26.80	54.94	27.78	0.10	0.26	Average
4	0.17	42.51	-22.43	64.94	42.15	0.10	0.26	QP
5	0.19	32.78	-21.15	53.93	32.38	0.11	0.29	Average
6	0.19	40.77	-23.16	63.93	40.37	0.11	0.29	QP
7	0.22	28.55	-24.37	52.92	28.17	0.11	0.27	Average
8	0.22	34.66	-28.26	62.92	34.28	0.11	0.27	QP
9	0.24	22.63	-29.41	52.04	22.28	0.11	0.24	Average
10	0.24	31.63	-30.41	62.04	31.28	0.11	0.24	QP
11	0.33	22.75	-26.82	49.57	22.47	0.12	0.16	Average
12	0.33	29.95	-29.62	59.57	29.67	0.12	0.16	QP

Note 1: “>20dB” means emission levels that exceed the level of 20 dB below the applicable limit.
Note 2: “N/F” means Nothing Found emissions (No emissions were detected.)

AC Power-line Conducted Emissions Result			
Operating Mode	1	**Power Phase**	Line
Operating Function	Adapter Mode		

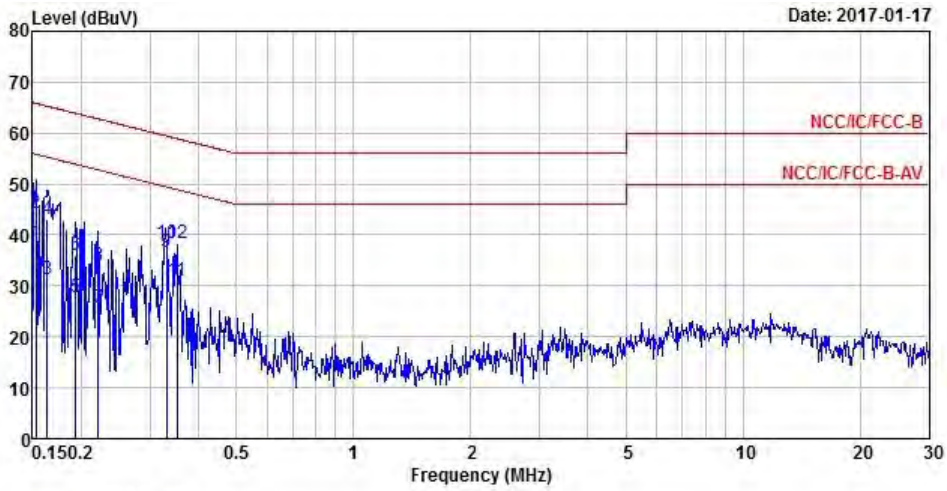

	Freq	Level	Over Limit	Limit Line	Read Level	LISN Factor	Cable Loss	Remark
	MHz	dBuV	dB	dBuV	dBuV	dB	dB	
1	0.15	38.46	-17.36	55.82	38.13	0.11	0.22	Average
2	0.15	44.35	-21.47	65.82	44.02	0.11	0.22	QP
3	0.16	31.31	-23.99	55.30	30.96	0.11	0.24	Average
4	0.16	43.18	-22.12	65.30	42.83	0.11	0.24	QP
5	0.19	27.78	-26.11	53.89	27.38	0.11	0.29	Average
6	0.19	35.96	-27.93	63.89	35.56	0.11	0.29	QP
7	0.22	25.54	-27.25	52.79	25.16	0.11	0.27	Average
8	0.22	34.03	-28.76	62.79	33.65	0.11	0.27	QP
9 MAX	0.33	36.67	-12.77	49.44	36.39	0.12	0.16	Average
10	0.33	38.44	-21.00	59.44	38.16	0.12	0.16	QP
11	0.35	30.93	-17.98	48.91	30.67	0.12	0.14	Average
12	0.35	38.33	-20.58	58.91	38.07	0.12	0.14	QP

Note 1: “>20dB” means emission levels that exceed the level of 20 dB below the applicable limit.
Note 2: “N/F” means Nothing Found emissions (No emissions were detected.)

Summary

Mode	Max-N dB (Hz)	Max-OBW (Hz)	ITU-Code	Min-N dB (Hz)	Min-OBW (Hz)
802.11a_Nss1_4TX	-	-	-	-	-
5.15-5.25GHz	20.225M	16.392M	16M4D1D	19.8M	16.342M
802.11ac VHT20_Nss1,(MCS0)_4TX	-	-	-	-	-
5.15-5.25GHz	22.625M	17.591M	17M6D1D	20.3M	17.541M
802.11ac VHT40_Nss1,(MCS0)_4TX	-	-	-	-	-
5.15-5.25GHz	40.85M	35.982M	36M0D1D	40.35M	35.882M
802.11ac VHT80_Nss1,(MCS0)_4TX	-	-	-	-	-
5.15-5.25GHz	81.2M	75.562M	75M6D1D	81M	75.362M
802.11a_Nss1_4TX	-	-	-	-	-
5.725-5.85GHz	16.35M	16.417M	16M4D1D	16.3M	16.342M
802.11ac VHT20_Nss1,(MCS0)_4TX	-	-	-	-	-
5.725-5.85GHz	17.6M	17.591M	17M6D1D	17.55M	17.541M
802.11ac VHT40_Nss1,(MCS0)_4TX	-	-	-	-	-
5.725-5.85GHz	36.35M	36.032M	36M0D1D	35.75M	35.882M
802.11ac VHT80_Nss1,(MCS0)_4TX	-	-	-	-	-
5.725-5.85GHz	76.4M	75.662M	75M7D1D	76.4M	75.662M

Max-N dB = Maximum 6dB down bandwidth for 5.725-5.85GHz band / Maximum 26dB down bandwidth for other band;
Max-OBW = Maximum 99% occupied bandwidth;
Min-N dB = Minimum 6dB down bandwidth for 5.725-5.85GHz band / Maximum 26dB down bandwidth for other band;
Min-OBW = Minimum 99% occupied bandwidth;

Result

Mode	Result	Limit (Hz)	Port 1-N dB (Hz)	Port 1-OBW (Hz)	Port 2-N dB (Hz)	Port 2-OBW (Hz)	Port 3-N dB (Hz)	Port 3-OBW (Hz)	Port 4-N dB (Hz)	Port 4-OBW (Hz)
802.11a_Nss1_4TX	-	-	-	-	-	-	-	-	-	-
5180MHz	Pass	Inf	19.85M	16.342M	19.925M	16.392M	19.925M	16.392M	19.9M	16.367M
5200MHz	Pass	Inf	19.875M	16.392M	19.875M	16.392M	19.8M	16.342M	19.9M	16.367M
5240MHz	Pass	Inf	19.875M	16.367M	20M	16.342M	20.225M	16.392M	19.85M	16.367M
802.11ac VHT20_Nss1,(MCS0)_4TX	-	-	-	-	-	-	-	-	-	-
5180MHz	Pass	Inf	20.4M	17.566M	20.5M	17.566M	20.3M	17.566M	20.6M	17.566M
5200MHz	Pass	Inf	20.425M	17.591M	20.475M	17.566M	22.625M	17.566M	20.425M	17.541M
5240MHz	Pass	Inf	20.425M	17.566M	20.55M	17.541M	20.4M	17.566M	20.325M	17.566M
802.11ac VHT40_Nss1,(MCS0)_4TX	-	-	-	-	-	-	-	-	-	-
5190MHz	Pass	Inf	40.75M	35.932M	40.6M	35.982M	40.85M	35.882M	40.85M	35.982M
5230MHz	Pass	Inf	40.85M	35.932M	40.35M	35.882M	40.85M	35.882M	40.55M	35.882M
802.11ac VHT80_Nss1,(MCS0)_4TX	-	-	-	-	-	-	-	-	-	-
5210MHz	Pass	Inf	81.2M	75.562M	81.1M	75.562M	81.2M	75.462M	81M	75.362M
802.11a_Nss1_4TX	-	-	-	-	-	-	-	-	-	-
5745MHz	Pass	500k	16.35M	16.367M	16.35M	16.392M	16.35M	16.367M	16.3M	16.367M
5785MHz	Pass	500k	16.35M	16.417M	16.3M	16.367M	16.35M	16.392M	16.325M	16.392M
5825MHz	Pass	500k	16.325M	16.417M	16.325M	16.392M	16.325M	16.342M	16.35M	16.392M
802.11ac VHT20_Nss1,(MCS0)_4TX	-	-	-	-	-	-	-	-	-	-
5745MHz	Pass	500k	17.575M	17.541M	17.575M	17.591M	17.6M	17.591M	17.6M	17.566M
5785MHz	Pass	500k	17.575M	17.591M	17.575M	17.591M	17.55M	17.591M	17.6M	17.566M
5825MHz	Pass	500k	17.575M	17.566M	17.55M	17.566M	17.575M	17.541M	17.55M	17.566M
802.11ac VHT40_Nss1,(MCS0)_4TX	-	-	-	-	-	-	-	-	-	-
5755MHz	Pass	500k	36.3M	35.932M	35.75M	35.882M	36.35M	36.032M	36.25M	35.882M
5795MHz	Pass	500k	36.3M	35.932M	36.3M	35.932M	36.3M	36.032M	36.05M	36.032M
802.11ac VHT80_Nss1,(MCS0)_4TX	-	-	-	-	-	-	-	-	-	-
5775MHz	Pass	500k	76.4M	75.662M	76.4M	75.662M	76.4M	75.662M	76.4M	75.662M

Port X-N dB = Port **X** 6dB down bandwidth for 5.725-5.85GHz band / 26dB down bandwidth for other band
Port X-OBW = Port **X** 99% occupied bandwidth;

802.11a_Nss1_4TX EBW

5180MHz

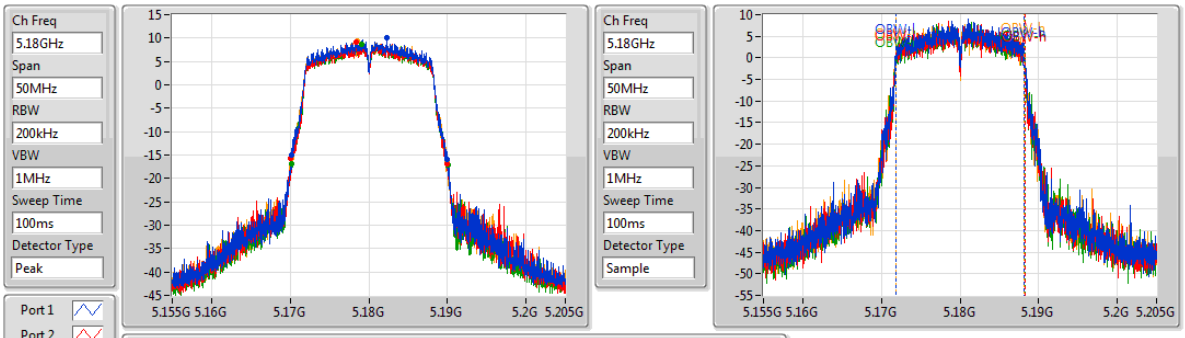

26dB(Hz)	Fl-26dB(Hz)	Fh-26dB(Hz)	OBW(Hz)	Fl-OBW(Hz)	Fh-OBW(Hz)	Limit(Hz)	Port
19.85M	5.17015G	5.19G	16.342M	5.171854G	5.188196G	Inf	1
19.925M	5.170075G	5.19G	16.392M	5.171829G	5.188221G	Inf	2
19.925M	5.170125G	5.19005G	16.392M	5.171829G	5.188221G	Inf	3
19.9M	5.170125G	5.190025G	16.367M	5.171829G	5.188196G	Inf	4

802.11a_Nss1_4TX EBW

5200MHz

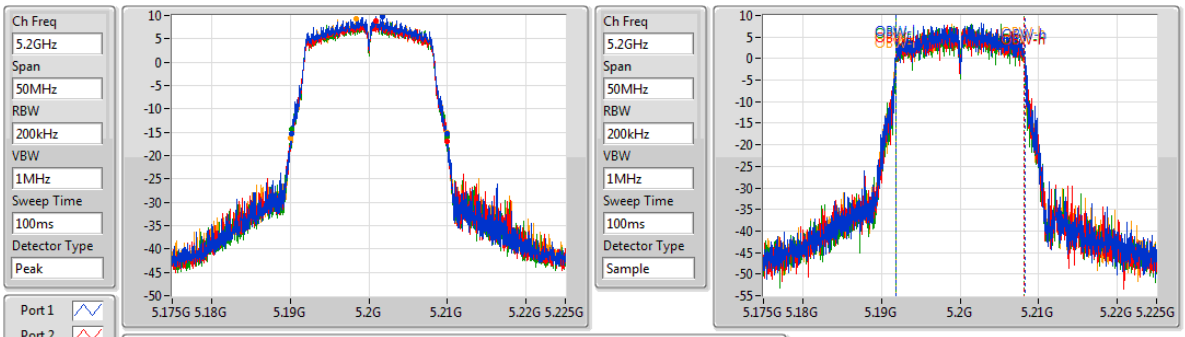

26dB(Hz)	Fl-26dB(Hz)	Fh-26dB(Hz)	OBW(Hz)	Fl-OBW(Hz)	Fh-OBW(Hz)	Limit(Hz)	Port
19.875M	5.190125G	5.21G	16.392M	5.191829G	5.208221G	Inf	1
19.875M	5.190125G	5.21G	16.392M	5.191804G	5.208196G	Inf	2
19.8M	5.1902G	5.21G	16.342M	5.191854G	5.208196G	Inf	3
19.9M	5.1901G	5.21G	16.367M	5.191804G	5.208171G	Inf	4

802.11a_Nss1_4TX EBW

5240MHz

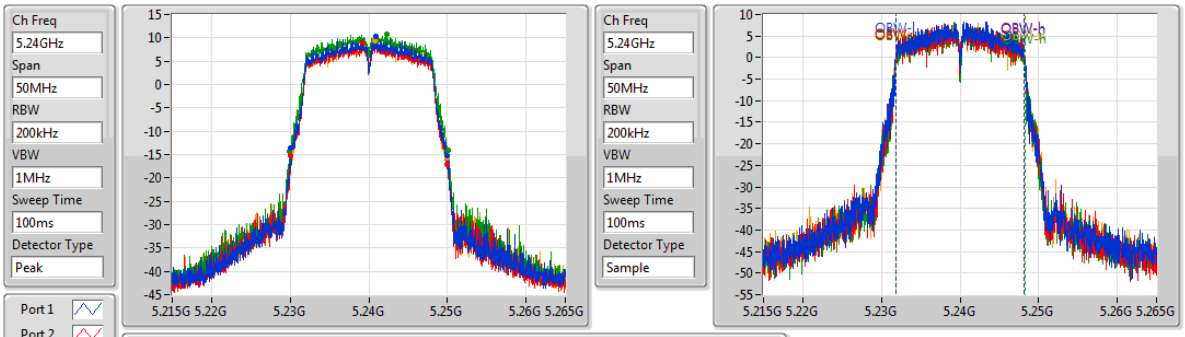

26dB(Hz)	Fl-26dB(Hz)	Fh-26dB(Hz)	OBW(Hz)	Fl-OBW(Hz)	Fh-OBW(Hz)	Limit(Hz)	Port
19.875M	5.2301G	5.249975G	16.367M	5.231829G	5.248196G	Inf	1
20M	5.230025G	5.250025G	16.342M	5.231829G	5.248171G	Inf	2
20.225M	5.229875G	5.2501G	16.392M	5.231829G	5.248221G	Inf	3
19.85M	5.230125G	5.249975G	16.367M	5.231829G	5.248196G	Inf	4

802.11ac VHT20_Nss1,(MCS0)_4TX EBW

5180MHz

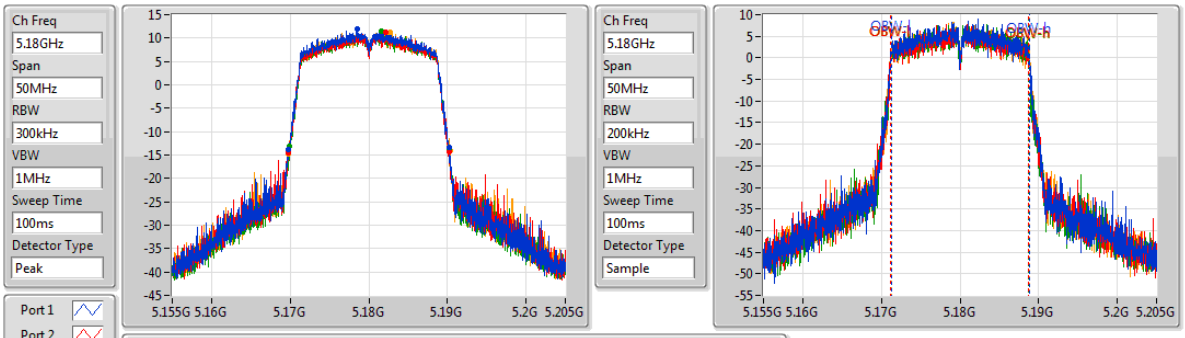

26dB(Hz)	Fl-26dB(Hz)	Fh-26dB(Hz)	OBW(Hz)	Fl-OBW(Hz)	Fh-OBW(Hz)	Limit(Hz)	Port
20.4M	5.1698G	5.1902G	17.566M	5.171229G	5.188796G	Inf	1
20.5M	5.169775G	5.190275G	17.566M	5.171204G	5.188771G	Inf	2
20.3M	5.1699G	5.1902G	17.566M	5.171204G	5.188771G	Inf	3
20.6M	5.169725G	5.190325G	17.566M	5.171229G	5.188796G	Inf	4

802.11ac VHT20_Nss1,(MCS0)_4TX EBW

5200MHz

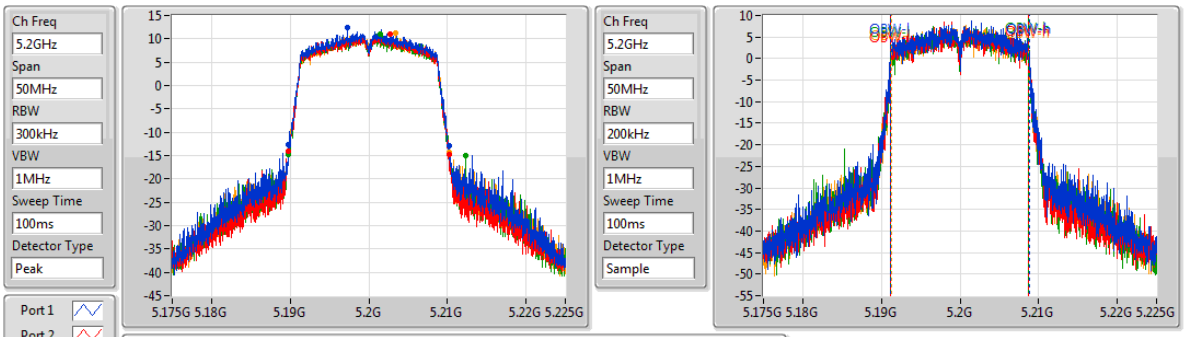

26dB(Hz)	Fl-26dB(Hz)	Fh-26dB(Hz)	OBW(Hz)	Fl-OBW(Hz)	Fh-OBW(Hz)	Limit(Hz)	Port
20.425M	5.189825G	5.21025G	17.591M	5.191204G	5.208796G	Inf	1
20.475M	5.18975G	5.210225G	17.566M	5.191204G	5.208771G	Inf	2
22.625M	5.189725G	5.21235G	17.566M	5.191204G	5.208771G	Inf	3
20.425M	5.1898G	5.210225G	17.541M	5.191229G	5.208771G	Inf	4

802.11ac VHT20_Nss1,(MCS0)_4TX EBW

5240MHz

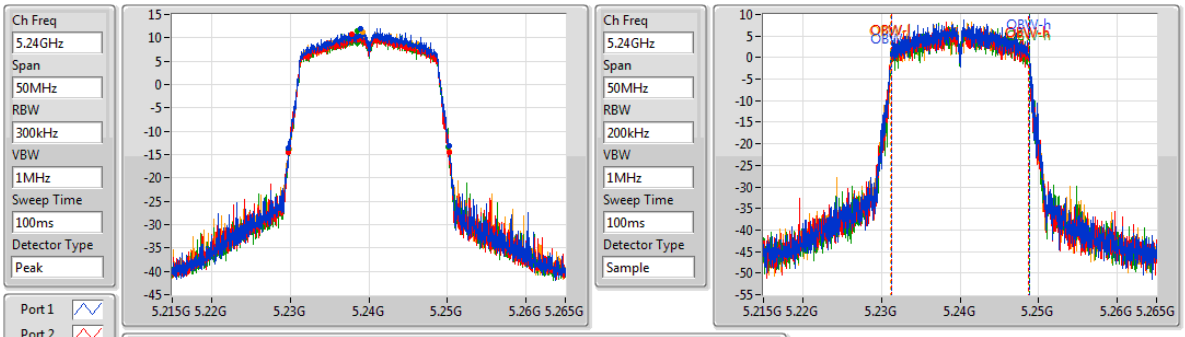

26dB(Hz)	Fl-26dB(Hz)	Fh-26dB(Hz)	OBW(Hz)	Fl-OBW(Hz)	Fh-OBW(Hz)	Limit(Hz)	Port
20.425M	5.22975G	5.250175G	17.566M	5.231229G	5.248796G	Inf	1
20.55M	5.22975G	5.2503G	17.541M	5.231229G	5.248771G	Inf	2
20.4M	5.229725G	5.250125G	17.566M	5.231229G	5.248796G	Inf	3
20.325M	5.22985G	5.250175G	17.566M	5.231204G	5.248771G	Inf	4

802.11ac VHT40_Nss1,(MCS0)_4TX EBW

5190MHz

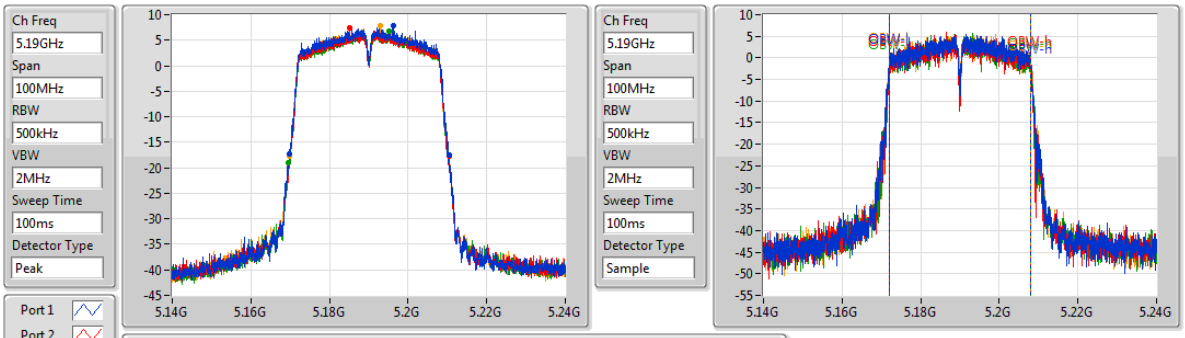

26dB(Hz)	Fl-26dB(Hz)	Fh-26dB(Hz)	OBW(Hz)	Fl-OBW(Hz)	Fh-OBW(Hz)	Limit(Hz)	Port
40.75M	5.16975G	5.2105G	35.932M	5.172009G	5.207941G	Inf	1
40.6M	5.1698G	5.2104G	35.982M	5.172009G	5.207991G	Inf	2
40.85M	5.1695G	5.21035G	35.882M	5.172059G	5.207941G	Inf	3
40.85M	5.16975G	5.2106G	35.982M	5.172009G	5.207991G	Inf	4

802.11ac VHT40_Nss1,(MCS0)_4TX EBW

5230MHz

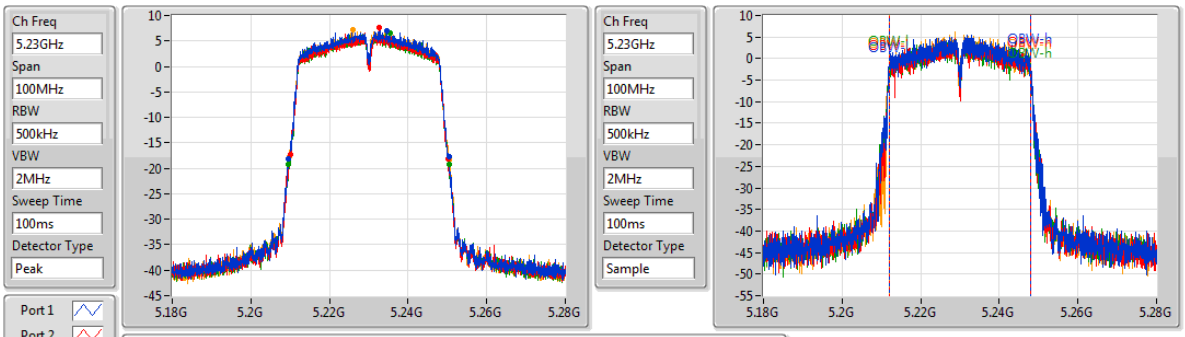

26dB(Hz)	Fl-26dB(Hz)	Fh-26dB(Hz)	OBW(Hz)	Fl-OBW(Hz)	Fh-OBW(Hz)	Limit(Hz)	Port
40.85M	5.2096G	5.25045G	35.932M	5.212009G	5.247941G	Inf	1
40.35M	5.20995G	5.2503G	35.882M	5.212059G	5.247941G	Inf	2
40.85M	5.2096G	5.25045G	35.882M	5.212059G	5.247941G	Inf	3
40.55M	5.2098G	5.25035G	35.882M	5.212059G	5.247941G	Inf	4

802.11ac VHT80_Nss1,(MCS0)_4TX EBW

5210MHz

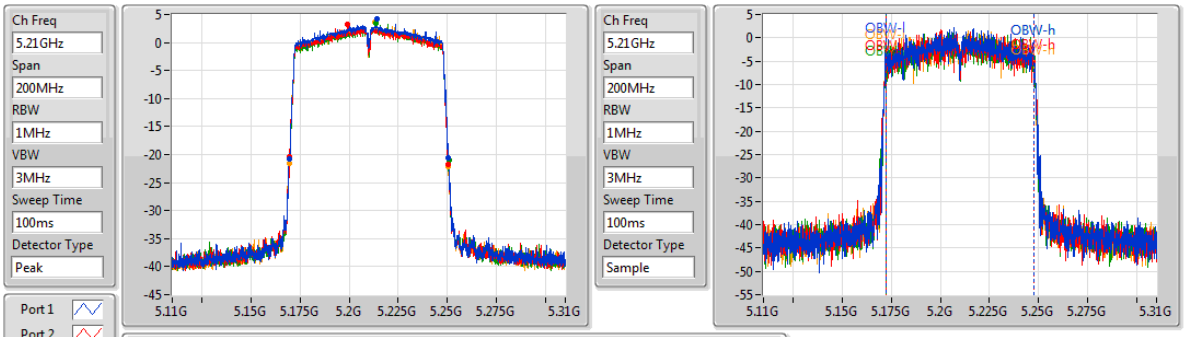

26dB(Hz)	Fl-26dB(Hz)	Fh-26dB(Hz)	OBW(Hz)	Fl-OBW(Hz)	Fh-OBW(Hz)	Limit(Hz)	Port
81.2M	5.1694G	5.2506G	75.562M	5.172119G	5.247681G	Inf	1
81.1M	5.1695G	5.2506G	75.562M	5.172219G	5.247781G	Inf	2
81.2M	5.1695G	5.2507G	75.462M	5.172319G	5.247781G	Inf	3
81M	5.1695G	5.2505G	75.362M	5.172319G	5.247681G	Inf	4

802.11a_Nss1_4TX EBW

5745MHz

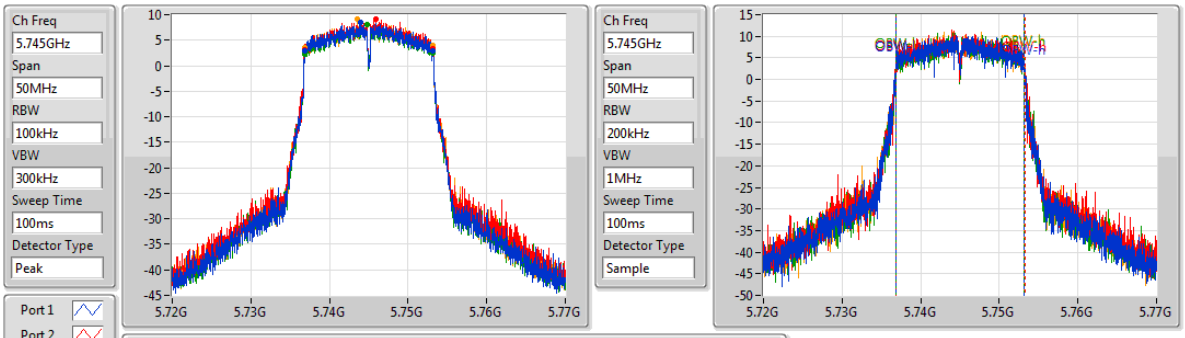

6dB(Hz)	Fl-6dB(Hz)	Fh-6dB(Hz)	OBW(Hz)	Fl-OBW(Hz)	Fh-OBW(Hz)	Limit(Hz)	Port
16.35M	5.73685G	5.7532G	16.367M	5.736829G	5.753196G	500k	1
16.35M	5.73685G	5.7532G	16.392M	5.736829G	5.753221G	500k	2
16.35M	5.73685G	5.7532G	16.367M	5.736829G	5.753196G	500k	3
16.3M	5.736875G	5.753175G	16.367M	5.736829G	5.753196G	500k	4

802.11a_Nss1_4TX EBW

5785MHz

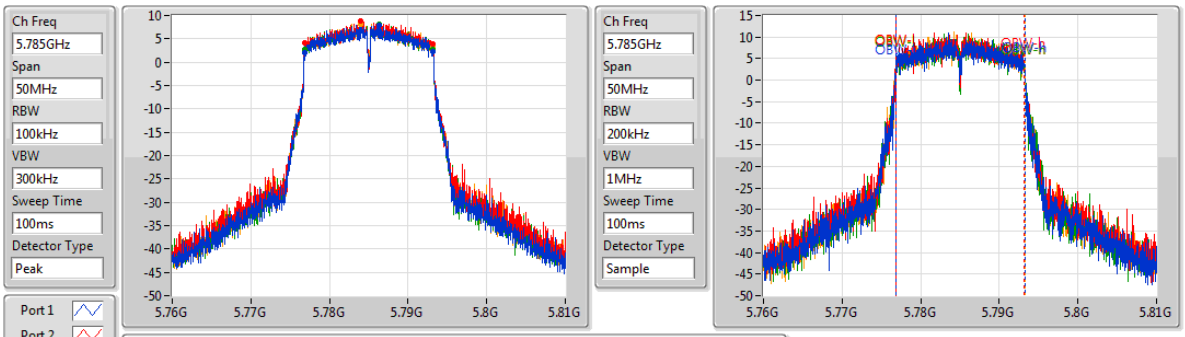

6dB(Hz)	Fl-6dB(Hz)	Fh-6dB(Hz)	OBW(Hz)	Fl-OBW(Hz)	Fh-OBW(Hz)	Limit(Hz)	Port
16.35M	5.77685G	5.7932G	16.417M	5.776804G	5.793221G	500k	1
16.3M	5.776875G	5.793175G	16.367M	5.776829G	5.793196G	500k	2
16.35M	5.77685G	5.7932G	16.392M	5.776804G	5.793196G	500k	3
16.325M	5.77685G	5.793175G	16.392M	5.776829G	5.793221G	500k	4

802.11a_Nss1_4TX EBW

5825MHz

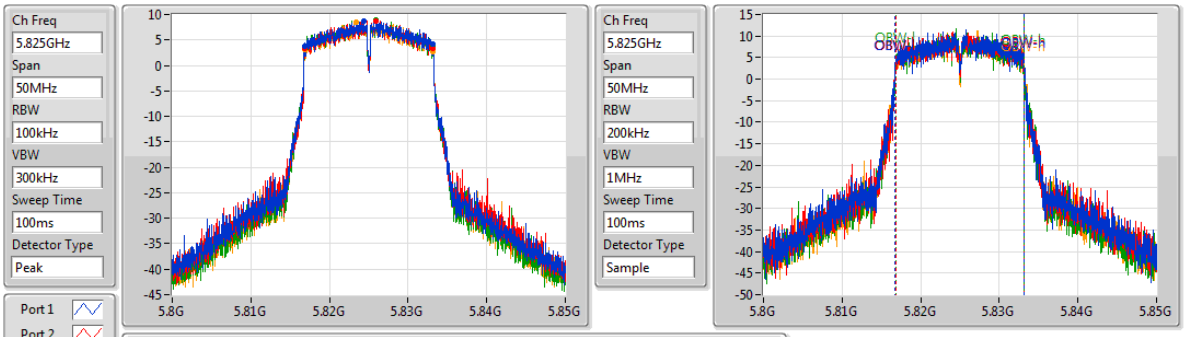

6dB(Hz)	Fl-6dB(Hz)	Fh-6dB(Hz)	OBW(Hz)	Fl-OBW(Hz)	Fh-OBW(Hz)	Limit(Hz)	Port
16.325M	5.81685G	5.833175G	16.417M	5.816779G	5.833196G	500k	1
16.325M	5.81685G	5.833175G	16.392M	5.816804G	5.833196G	500k	2
16.325M	5.81685G	5.833175G	16.342M	5.816829G	5.833171G	500k	3
16.35M	5.81685G	5.8332G	16.392M	5.816804G	5.833196G	500k	4

802.11ac VHT20_Nss1,(MCS0)_4TX EBW

5745MHz

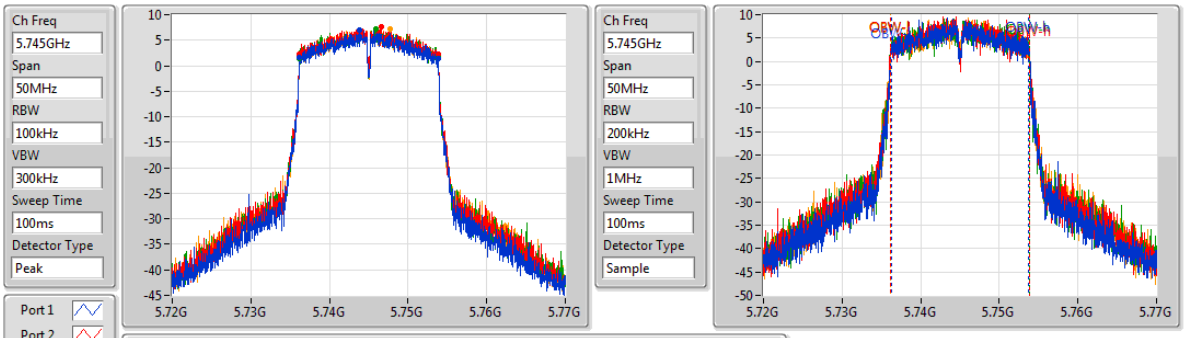

6dB(Hz)	Fl-6dB(Hz)	Fh-6dB(Hz)	OBW(Hz)	Fl-OBW(Hz)	Fh-OBW(Hz)	Limit(Hz)	Port
17.575M	5.736225G	5.7538G	17.541M	5.736229G	5.753771G	500k	1
17.575M	5.736225G	5.7538G	17.591M	5.736204G	5.753796G	500k	2
17.6M	5.7362G	5.7538G	17.591M	5.736204G	5.753796G	500k	3
17.6M	5.7362G	5.7538G	17.566M	5.736204G	5.753771G	500k	4

802.11ac VHT20_Nss1,(MCS0)_4TX EBW

5785MHz

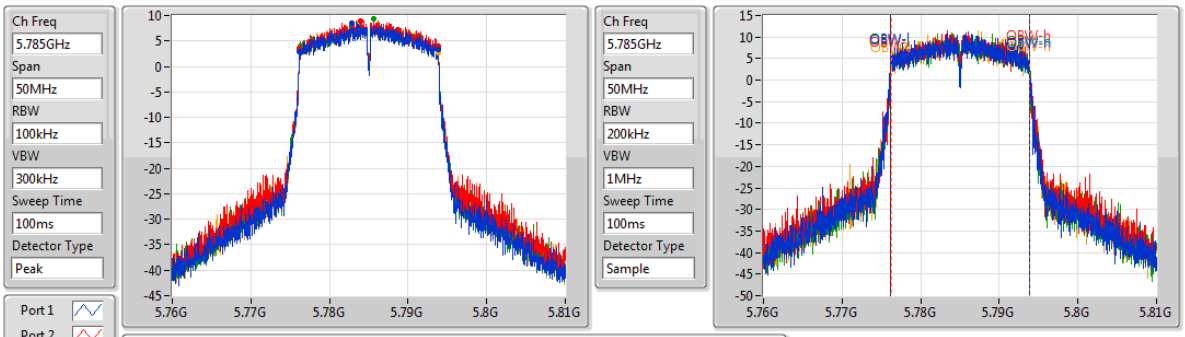

6dB(Hz)	Fl-6dB(Hz)	Fh-6dB(Hz)	OBW(Hz)	Fl-OBW(Hz)	Fh-OBW(Hz)	Limit(Hz)	Port
17.575M	5.776225G	5.7938G	17.591M	5.776204G	5.793796G	500k	1
17.575M	5.776225G	5.7938G	17.591M	5.776204G	5.793796G	500k	2
17.55M	5.77625G	5.7938G	17.591M	5.776204G	5.793796G	500k	3
17.6M	5.776225G	5.793825G	17.566M	5.776229G	5.793796G	500k	4

802.11ac VHT20_Nss1,(MCS0)_4TX EBW

5825MHz

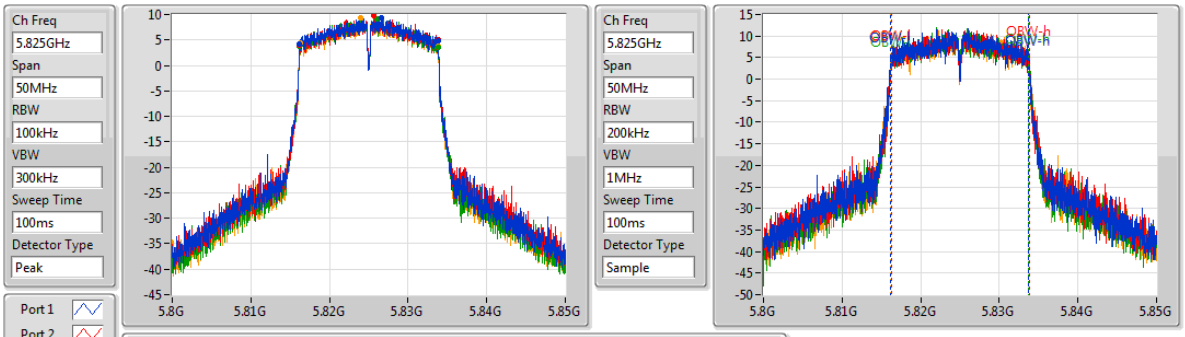

6dB(Hz)	Fl-6dB(Hz)	Fh-6dB(Hz)	OBW(Hz)	Fl-OBW(Hz)	Fh-OBW(Hz)	Limit(Hz)	Port
17.575M	5.816225G	5.8338G	17.566M	5.816204G	5.833771G	500k	1
17.55M	5.816225G	5.833775G	17.566M	5.816229G	5.833796G	500k	2
17.575M	5.816225G	5.8338G	17.541M	5.816229G	5.833771G	500k	3
17.55M	5.81625G	5.8338G	17.566M	5.816204G	5.833771G	500k	4

802.11ac VHT40_Nss1,(MCS0)_4TX EBW

5755MHz

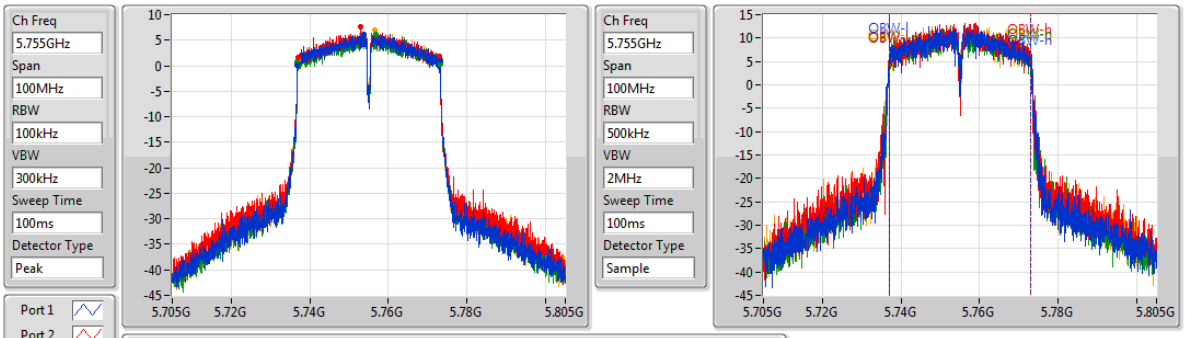

6dB(Hz)	Fl-6dB(Hz)	Fh-6dB(Hz)	OBW(Hz)	Fl-OBW(Hz)	Fh-OBW(Hz)	Limit(Hz)	Port
36.3M	5.73685G	5.77315G	35.932M	5.737059G	5.772991G	500k	1
35.75M	5.73715G	5.7729G	35.882M	5.737009G	5.772891G	500k	2
36.35M	5.73685G	5.7732G	36.032M	5.737009G	5.773041G	500k	3
36.25M	5.7369G	5.77315G	35.882M	5.737059G	5.772941G	500k	4

802.11ac VHT40_Nss1,(MCS0)_4TX EBW

5795MHz

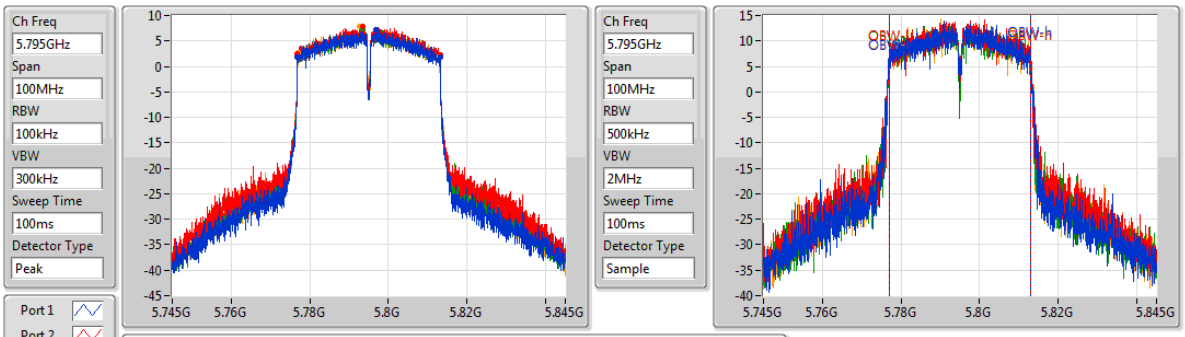

6dB(Hz)	Fl-6dB(Hz)	Fh-6dB(Hz)	OBW(Hz)	Fl-OBW(Hz)	Fh-OBW(Hz)	Limit(Hz)	Port
36.3M	5.77685G	5.81315G	35.932M	5.776959G	5.812891G	500k	1
36.3M	5.77685G	5.81315G	35.932M	5.777009G	5.812941G	500k	2
36.3M	5.77685G	5.81315G	36.032M	5.776959G	5.812991G	500k	3
36.05M	5.7769G	5.81295G	36.032M	5.776959G	5.812991G	500k	4

802.11ac VHT80_Nss1,(MCS0)_4TX EBW

5775MHz

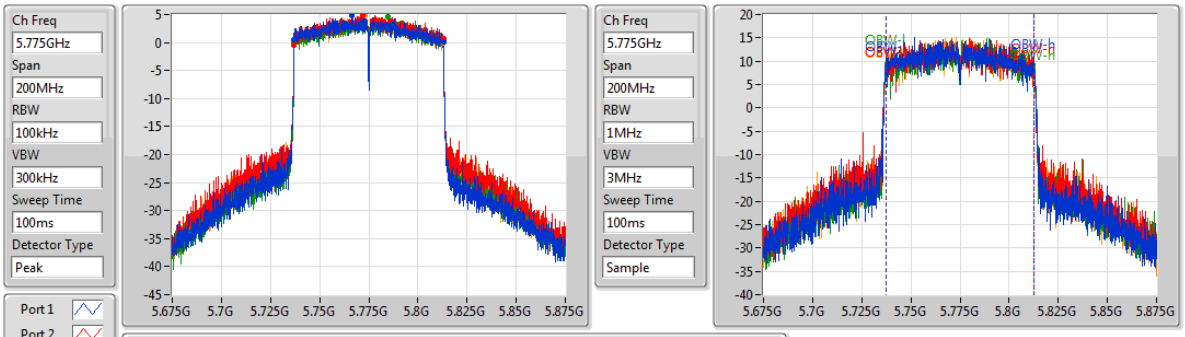

6dB(Hz)	Fl-6dB(Hz)	Fh-6dB(Hz)	OBW(Hz)	Fl-OBW(Hz)	Fh-OBW(Hz)	Limit(Hz)	Port
76.4M	5.7368G	5.8132G	75.662M	5.737119G	5.812781G	500k	1
76.4M	5.7368G	5.8132G	75.662M	5.737119G	5.812781G	500k	2
76.4M	5.7368G	5.8132G	75.662M	5.737119G	5.812781G	500k	3
76.4M	5.7368G	5.8132G	75.662M	5.737119G	5.812781G	500k	4

Summary

Mode	Max-N dB (Hz)	Max-OBW (Hz)	ITU-Code	Min-N dB (Hz)	Min-OBW (Hz)
802.11ac VHT20-BF_Nss1,(MCS0)_4TX	-	-	-	-	-
5.15-5.25GHz	20.725M	17.741M	17M7D1D	20.55M	17.616M
802.11ac VHT40-BF_Nss1,(MCS0)_4TX	-	-	-	-	-
5.15-5.25GHz	41.3M	36.282M	36M3D1D	40.6M	36.032M
802.11ac VHT80-BF_Nss1,(MCS0)_4TX	-	-	-	-	-
5.15-5.25GHz	81.8M	76.062M	76M1D1D	81.7M	75.362M
802.11ac VHT20-BF_Nss1,(MCS0)_4TX	-	-	-	-	-
5.725-5.85GHz	17.75M	17.716M	17M7D1D	15.075M	17.616M
802.11ac VHT40-BF_Nss1,(MCS0)_4TX	-	-	-	-	-
5.725-5.85GHz	36M	36.282M	36M3D1D	31.5M	36.032M
802.11ac VHT80-BF_Nss1,(MCS0)_4TX	-	-	-	-	-
5.725-5.85GHz	76.3M	75.962M	76M0D1D	75.7M	75.762M

Max-N dB = Maximum 6dB down bandwidth for 5.725-5.85GHz band / Maximum 26dB down bandwidth for other band;
Max-OBW = Maximum 99% occupied bandwidth;
Min-N dB = Minimum 6dB down bandwidth for 5.725-5.85GHz band / Maximum 26dB down bandwidth for other band;
Min-OBW = Minimum 99% occupied bandwidth;

Result

Mode	Result	Limit (Hz)	Port 1-N dB (Hz)	Port 1-OBW (Hz)	Port 2-N dB (Hz)	Port 2-OBW (Hz)	Port 3-N dB (Hz)	Port 3-OBW (Hz)	Port 4-N dB (Hz)	Port 4-OBW (Hz)
802.11ac VHT20-BF_Nss1,(MCS0)_4TX	-	-	-	-	-	-	-	-	-	-
5180MHz	Pass	Inf	20.55M	17.666M	20.6M	17.666M	20.7M	17.716M	20.575M	17.666M
5200MHz	Pass	Inf	20.6M	17.616M	20.65M	17.666M	20.6M	17.641M	20.725M	17.691M
5240MHz	Pass	Inf	20.675M	17.741M	20.55M	17.666M	20.7M	17.641M	20.6M	17.691M
802.11ac VHT40-BF_Nss1,(MCS0)_4TX	-	-	-	-	-	-	-	-	-	-
5190MHz	Pass	Inf	40.7M	36.132M	41.05M	36.032M	41.05M	36.232M	40.7M	36.182M
5230MHz	Pass	Inf	40.9M	36.182M	41.05M	36.132M	41.3M	36.282M	40.6M	36.082M
802.11ac VHT80-BF_Nss1,(MCS0)_4TX	-	-	-	-	-	-	-	-	-	-
5210MHz	Pass	Inf	81.8M	75.562M	81.8M	75.362M	81.8M	76.062M	81.7M	75.862M
802.11ac VHT20-BF_Nss1,(MCS0)_4TX	-	-	-	-	-	-	-	-	-	-
5745MHz	Pass	500k	16.375M	17.666M	15.075M	17.616M	16.275M	17.666M	15.4M	17.641M
5785MHz	Pass	500k	17.55M	17.616M	15.425M	17.691M	17.275M	17.666M	16.3M	17.641M
5825MHz	Pass	500k	17.75M	17.666M	17.75M	17.641M	17.75M	17.666M	17.75M	17.716M
802.11ac VHT40-BF_Nss1,(MCS0)_4TX	-	-	-	-	-	-	-	-	-	-
5755MHz	Pass	500k	36M	36.132M	33.65M	36.032M	31.5M	36.232M	35.15M	36.132M
5795MHz	Pass	500k	34.9M	36.182M	34.95M	36.132M	33.55M	36.282M	34.1M	36.182M
802.11ac VHT80-BF_Nss1,(MCS0)_4TX	-	-	-	-	-	-	-	-	-	-
5775MHz	Pass	500k	75.7M	75.862M	76.3M	75.862M	75.9M	75.762M	76.3M	75.962M

Port X-N dB = Port **X** 6dB down bandwidth for 5.725-5.85GHz band / 26dB down bandwidth for other band
Port X-OBW = Port **X** 99% occupied bandwidth;

802.11ac VHT20-BF_Nss1,(MCS0)_4TX — EBW

5180MHz

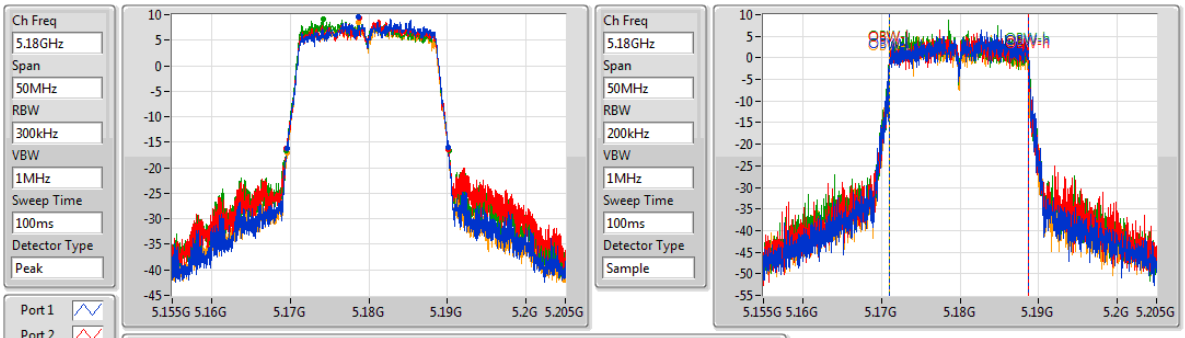

26dB(Hz)	Fl-26dB(Hz)	Fh-26dB(Hz)	OBW(Hz)	Fl-OBW(Hz)	Fh-OBW(Hz)	Limit(Hz)	Port
20.55M	5.169575G	5.190125G	17.666M	5.171054G	5.188721G	Inf	1
20.6M	5.16955G	5.19015G	17.666M	5.171054G	5.188721G	Inf	2
20.7M	5.169525G	5.190225G	17.716M	5.17098G	5.188696G	Inf	3
20.575M	5.1696G	5.190175G	17.666M	5.171004G	5.188671G	Inf	4

802.11ac VHT20-BF_Nss1,(MCS0)_4TX — EBW

5200MHz

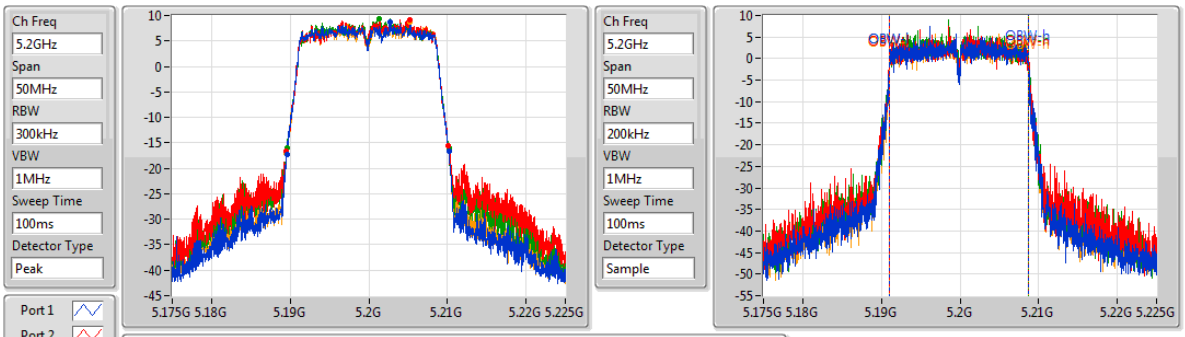

26dB(Hz)	Fl-26dB(Hz)	Fh-26dB(Hz)	OBW(Hz)	Fl-OBW(Hz)	Fh-OBW(Hz)	Limit(Hz)	Port
20.6M	5.189575G	5.210175G	17.616M	5.191054G	5.208671G	Inf	1
20.65M	5.1895G	5.21015G	17.666M	5.191029G	5.208696G	Inf	2
20.6M	5.189575G	5.210175G	17.641M	5.191054G	5.208696G	Inf	3
20.725M	5.189475G	5.2102G	17.691M	5.191029G	5.208721G	Inf	4

802.11ac VHT20-BF_Nss1,(MCS0)_4TX — EBW

5240MHz

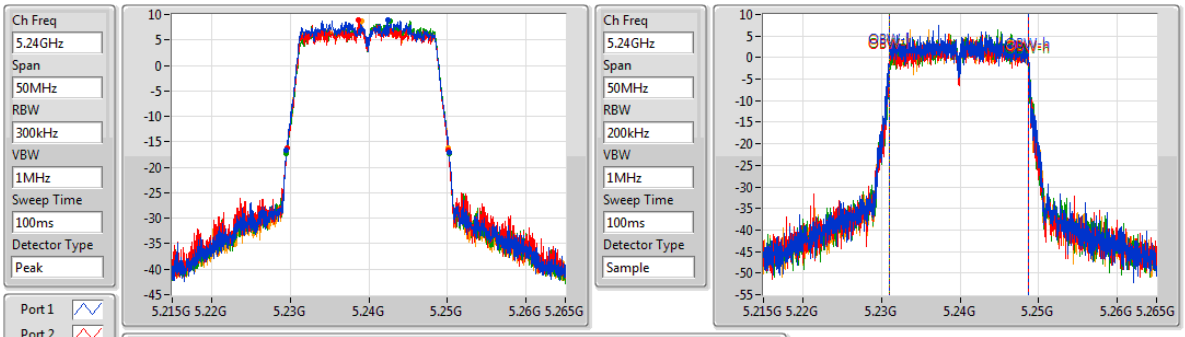

26dB(Hz)	Fl-26dB(Hz)	Fh-26dB(Hz)	OBW(Hz)	Fl-OBW(Hz)	Fh-OBW(Hz)	Limit(Hz)	Port
20.675M	5.229525G	5.2502G	17.741M	5.230955G	5.248696G	Inf	1
20.55M	5.2296G	5.25015G	17.666M	5.231029G	5.248696G	Inf	2
20.7M	5.229525G	5.250225G	17.641M	5.231054G	5.248696G	Inf	3
20.6M	5.22955G	5.25015G	17.691M	5.231029G	5.248721G	Inf	4

802.11ac VHT40-BF_Nss1,(MCS0)_4TX — EBW

5190MHz

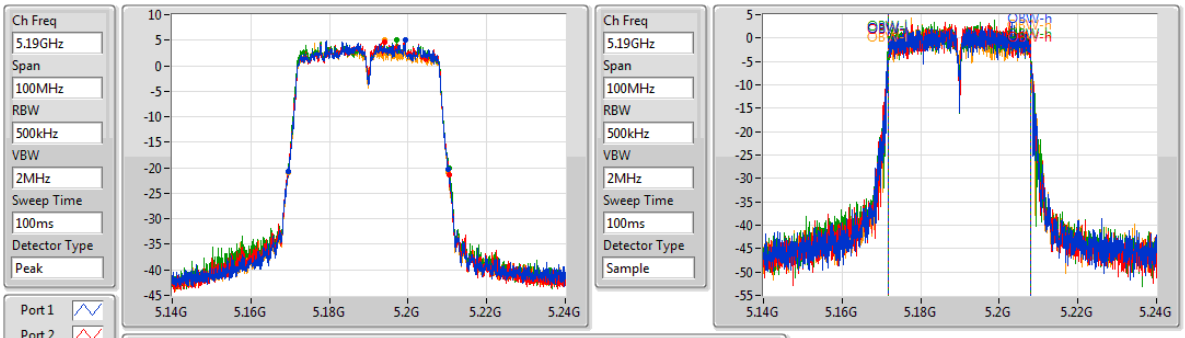

26dB(Hz)	Fl-26dB(Hz)	Fh-26dB(Hz)	OBW(Hz)	Fl-OBW(Hz)	Fh-OBW(Hz)	Limit(Hz)	Port
40.7M	5.16955G	5.21025G	36.132M	5.171809G	5.207941G	Inf	1
41.05M	5.1694G	5.21045G	36.032M	5.171859G	5.207891G	Inf	2
41.05M	5.16945G	5.2105G	36.232M	5.171709G	5.207941G	Inf	3
40.7M	5.16955G	5.21025G	36.182M	5.171759G	5.207941G	Inf	4

802.11ac VHT40-BF_Nss1,(MCS0)_4TX — EBW

5230MHz

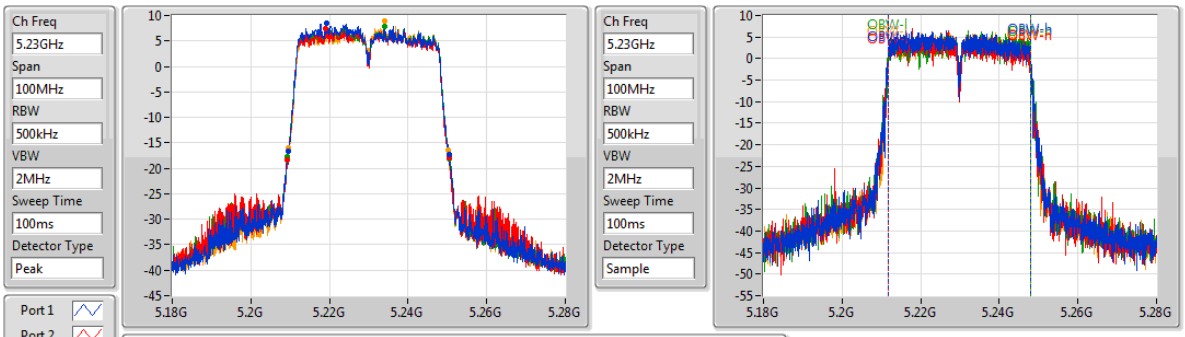

26dB(Hz)	Fl-26dB(Hz)	Fh-26dB(Hz)	OBW(Hz)	Fl-OBW(Hz)	Fh-OBW(Hz)	Limit(Hz)	Port
40.9M	5.2095G	5.2504G	36.182M	5.211759G	5.247941G	Inf	1
41.05M	5.2093G	5.25035G	36.132M	5.211759G	5.247891G	Inf	2
41.3M	5.2093G	5.2506G	36.282M	5.211709G	5.247991G	Inf	3
40.6M	5.2096G	5.2502G	36.082M	5.211859G	5.247941G	Inf	4

802.11ac VHT80-BF_Nss1,(MCS0)_4TX — EBW

5210MHz

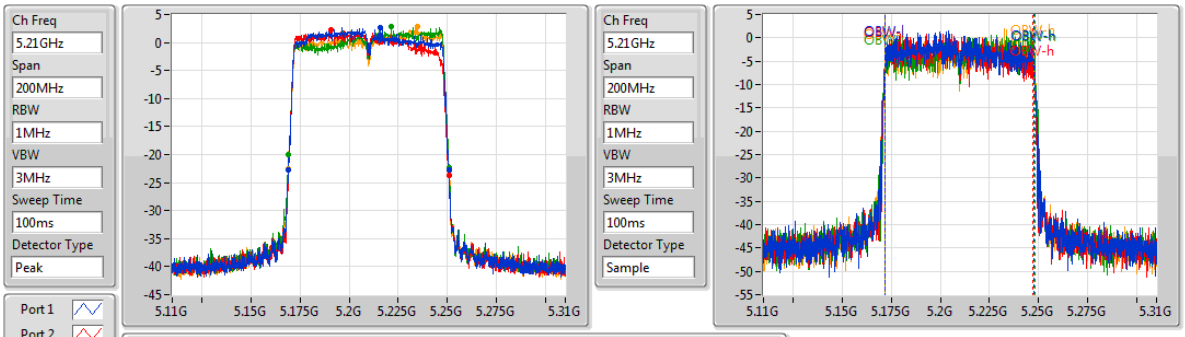

26dB(Hz)	Fl-26dB(Hz)	Fh-26dB(Hz)	OBW(Hz)	Fl-OBW(Hz)	Fh-OBW(Hz)	Limit(Hz)	Port
81.8M	5.1689G	5.2507G	75.562M	5.172019G	5.247581G	Inf	1
81.8M	5.1691G	5.2509G	75.362M	5.171819G	5.247181G	Inf	2
81.8M	5.169G	5.2508G	76.062M	5.171919G	5.247981G	Inf	3
81.7M	5.169G	5.2507G	75.862M	5.172019G	5.247881G	Inf	4

802.11ac VHT20-BF_Nss1,(MCS0)_4TX — EBW

5745MHz

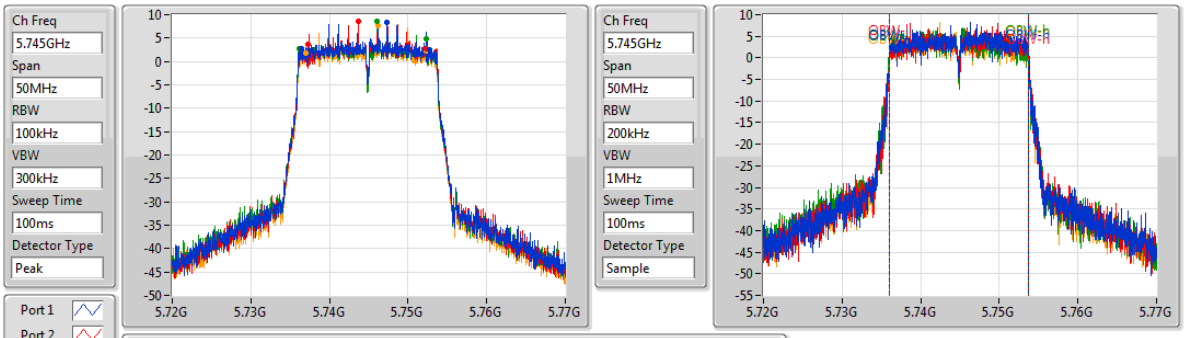

6dB(Hz)	Fl-6dB(Hz)	Fh-6dB(Hz)	OBW(Hz)	Fl-OBW(Hz)	Fh-OBW(Hz)	Limit(Hz)	Port
16.375M	5.736375G	5.75275G	17.666M	5.736029G	5.753696G	500k	1
15.075M	5.7373G	5.752375G	17.616M	5.736079G	5.753696G	500k	2
16.275M	5.7361G	5.752375G	17.666M	5.73598G	5.753646G	500k	3
15.4M	5.736975G	5.752375G	17.641M	5.736004G	5.753646G	500k	4

802.11ac VHT20-BF_Nss1,(MCS0)_4TX — EBW

5785MHz

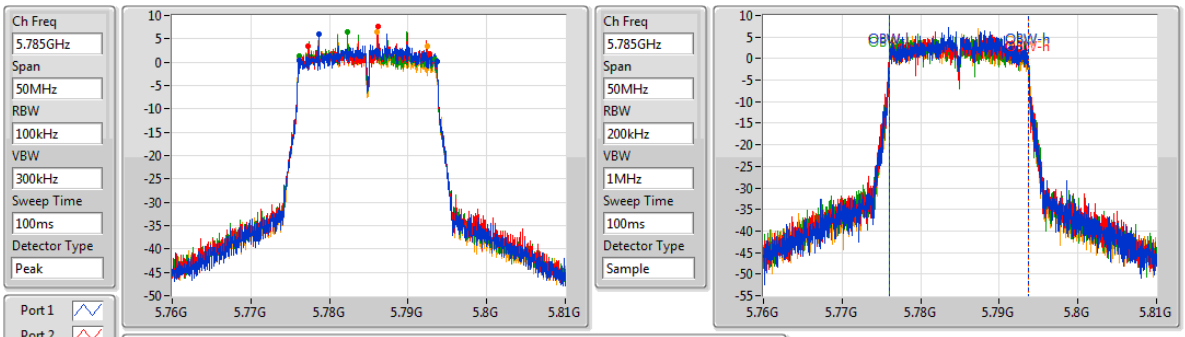

6dB(Hz)	Fl-6dB(Hz)	Fh-6dB(Hz)	OBW(Hz)	Fl-OBW(Hz)	Fh-OBW(Hz)	Limit(Hz)	Port
17.55M	5.7761G	5.79365G	17.616M	5.776029G	5.793646G	500k	1
15.425M	5.777325G	5.79275G	17.691M	5.77598G	5.793671G	500k	2
17.275M	5.7761G	5.793375G	17.666M	5.776004G	5.793671G	500k	3
16.3M	5.7761G	5.7924G	17.641M	5.776004G	5.793646G	500k	4

802.11ac VHT20-BF_Nss1,(MCS0)_4TX — EBW

5825MHz

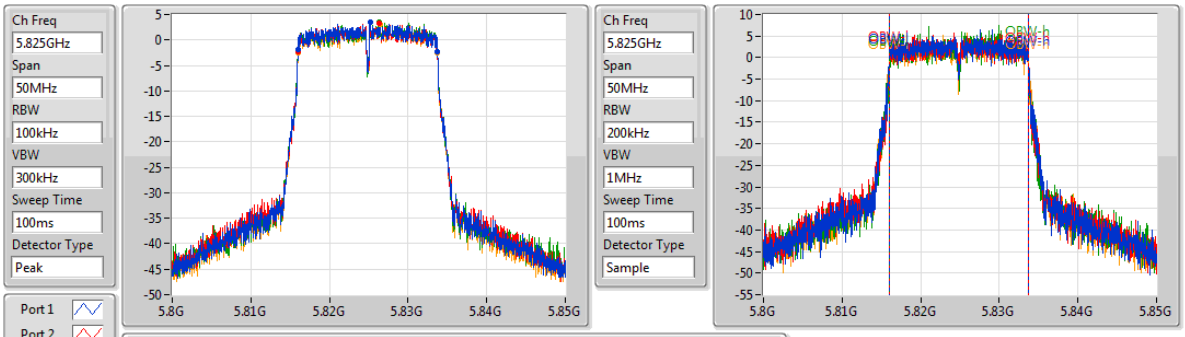

6dB(Hz)	Fl-6dB(Hz)	Fh-6dB(Hz)	OBW(Hz)	Fl-OBW(Hz)	Fh-OBW(Hz)	Limit(Hz)	Port
17.75M	5.815975G	5.833725G	17.666M	5.816004G	5.833671G	500k	1
17.75M	5.815975G	5.833725G	17.641M	5.816029G	5.833671G	500k	2
17.75M	5.815975G	5.833725G	17.666M	5.816004G	5.833671G	500k	3
17.75M	5.815975G	5.833725G	17.716M	5.816004G	5.833721G	500k	4

802.11ac VHT40-BF_Nss1,(MCS0)_4TX EBW

5755MHz

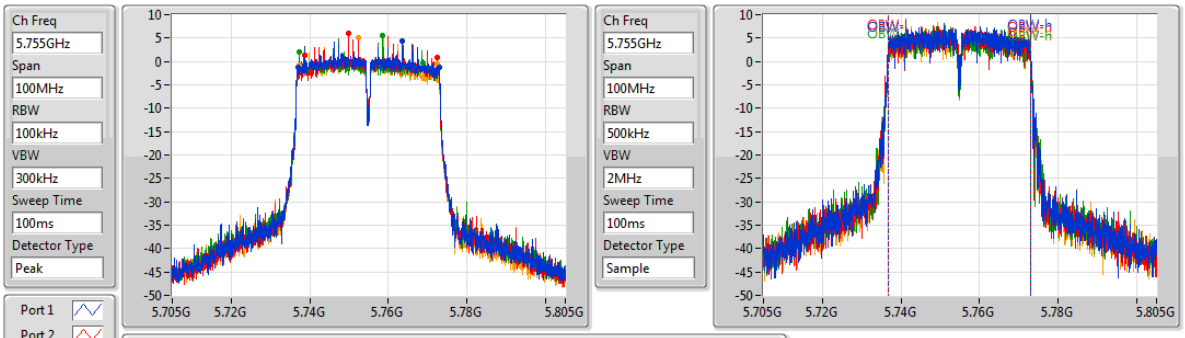

6dB(Hz)	Fl-6dB(Hz)	Fh-6dB(Hz)	OBW(Hz)	Fl-OBW(Hz)	Fh-OBW(Hz)	Limit(Hz)	Port
36M	5.737G	5.773G	36.132M	5.736709G	5.772841G	500k	1
33.65M	5.73865G	5.7723G	36.032M	5.736809G	5.772841G	500k	2
31.5M	5.7374G	5.7689G	36.232M	5.736709G	5.772941G	500k	3
35.15M	5.7373G	5.77245G	36.132M	5.736709G	5.772841G	500k	4

802.11ac VHT40-BF_Nss1,(MCS0)_4TX EBW

5795MHz

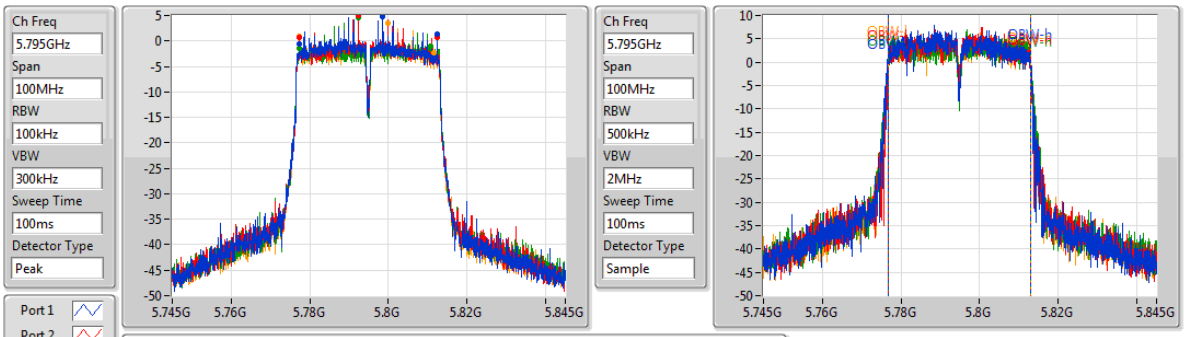

6dB(Hz)	Fl-6dB(Hz)	Fh-6dB(Hz)	OBW(Hz)	Fl-OBW(Hz)	Fh-OBW(Hz)	Limit(Hz)	Port
34.9M	5.77745G	5.81235G	36.182M	5.776709G	5.812891G	500k	1
34.95M	5.7774G	5.81235G	36.132M	5.776759G	5.812891G	500k	2
33.55M	5.7773G	5.81085G	36.282M	5.776709G	5.812991G	500k	3
34.1M	5.77735G	5.81145G	36.182M	5.776709G	5.812891G	500k	4

802.11ac VHT80-BF_Nss1,(MCS0)_4TX EBW

5775MHz

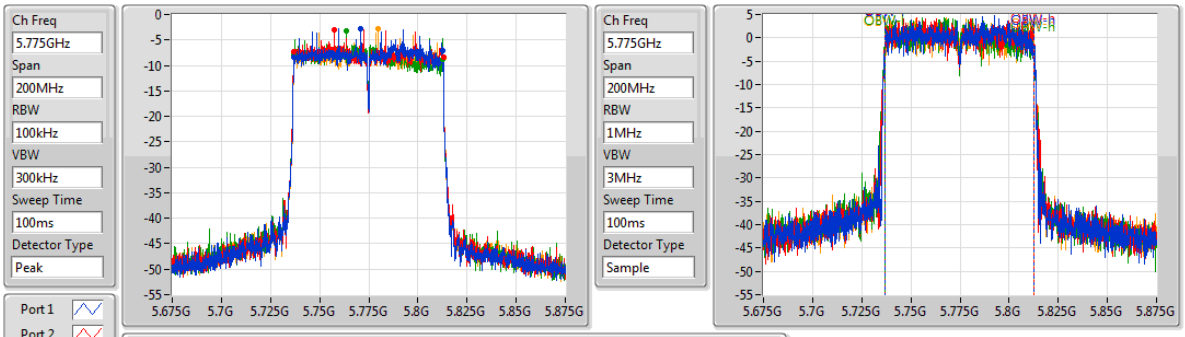

6dB(Hz)	Fl-6dB(Hz)	Fh-6dB(Hz)	OBW(Hz)	Fl-OBW(Hz)	Fh-OBW(Hz)	Limit(Hz)	Port
75.7M	5.7367G	5.8124G	75.862M	5.736819G	5.812681G	500k	1
76.3M	5.7367G	5.813G	75.862M	5.736719G	5.812581G	500k	2
75.9M	5.7367G	5.8126G	75.762M	5.736719G	5.812481G	500k	3
76.3M	5.7367G	5.813G	75.962M	5.736819G	5.812781G	500k	4

Summary

Mode	Total Power (dBm)	Total Power (W)	EIRP (dBm)	EIRP (W)
802.11a_Nss1_4TX	-	-	-	-
5.15-5.25GHz	25.83	0.38282	28.31	0.67764
802.11ac VHT20_Nss1,(MCS0)_4TX	-	-	-	-
5.15-5.25GHz	26.22	0.41879	28.70	0.74131
802.11ac VHT40_Nss1,(MCS0)_4TX	-	-	-	-
5.15-5.25GHz	27.53	0.56624	30.01	1.00231
802.11ac VHT80_Nss1,(MCS0)_4TX	-	-	-	-
5.15-5.25GHz	21.61	0.14488	24.09	0.25645
802.11a_Nss1_4TX	-	-	-	-
5.725-5.85GHz	28.23	0.66527	30.71	1.17761
802.11ac VHT20_Nss1,(MCS0)_4TX	-	-	-	-
5.725-5.85GHz	28.94	0.78343	31.42	1.38676
802.11ac VHT40_Nss1,(MCS0)_4TX	-	-	-	-
5.725-5.85GHz	29.96	0.99083	32.44	1.75388
802.11ac VHT80_Nss1,(MCS0)_4TX	-	-	-	-
5.725-5.85GHz	29.98	0.99541	32.46	1.76198

Result

Mode	Result	DG (dBi)	Total Power (dBm)	Power Limit (dBm)	EIRP (dBm)	EIRP Limit (dBm)	Port 1 (dBm)	Port 2 (dBm)	Port 3 (dBm)	Port 4 (dBm)
802.11a_Nss1_4TX	-	-	-	-	-	-	-	-	-	-
5180MHz	Pass	2.48	25.68	30.00	28.16	36.00	20.02	19.29	19.43	19.84
5200MHz	Pass	2.48	25.69	30.00	28.17	36.00	20.11	19.32	19.44	19.75
5240MHz	Pass	2.48	25.83	30.00	28.31	36.00	20.04	19.78	19.31	20.06
802.11ac VHT20_Nss1,(MCS0)_4TX	-	-	-	-	-	-	-	-	-	-
5180MHz	Pass	2.48	25.63	30.00	28.11	36.00	19.92	19.28	19.41	19.80
5200MHz	Pass	2.48	26.16	30.00	28.64	36.00	20.65	20.03	19.86	19.96
5240MHz	Pass	2.48	26.22	30.00	28.70	36.00	20.46	20.26	19.77	20.28
802.11ac VHT40_Nss1,(MCS0)_4TX	-	-	-	-	-	-	-	-	-	-
5190MHz	Pass	2.48	23.24	30.00	25.72	36.00	17.64	16.88	16.91	17.38
5230MHz	Pass	2.48	27.53	30.00	30.01	36.00	21.57	21.47	21.02	21.94
802.11ac VHT80_Nss1,(MCS0)_4TX	-	-	-	-	-	-	-	-	-	-
5210MHz	Pass	2.48	21.61	30.00	24.09	36.00	15.67	15.49	15.06	16.09
802.11a_Nss1_4TX	-	-	-	-	-	-	-	-	-	-
5745MHz	Pass	2.48	27.71	30.00	30.19	36.00	21.43	21.77	21.69	21.86
5785MHz	Pass	2.48	27.55	30.00	30.03	36.00	21.11	21.68	21.61	21.71
5825MHz	Pass	2.48	28.23	30.00	30.71	36.00	22.46	22.10	22.15	22.13
802.11ac VHT20_Nss1,(MCS0)_4TX	-	-	-	-	-	-	-	-	-	-
5745MHz	Pass	2.48	27.59	30.00	30.07	36.00	21.36	21.78	21.63	21.51
5785MHz	Pass	2.48	28.31	30.00	30.79	36.00	21.90	22.42	22.39	22.42
5825MHz	Pass	2.48	28.94	30.00	31.42	36.00	23.16	22.80	22.88	22.83
802.11ac VHT40_Nss1,(MCS0)_4TX	-	-	-	-	-	-	-	-	-	-
5755MHz	Pass	2.48	28.82	30.00	31.30	36.00	22.53	22.84	22.81	23.02
5795MHz	Pass	2.48	29.96	30.00	32.44	36.00	23.57	24.02	24.01	24.12
802.11ac VHT80_Nss1,(MCS0)_4TX	-	-	-	-	-	-	-	-	-	-
5775MHz	Pass	2.48	29.98	30.00	32.46	36.00	23.68	24.02	23.97	24.17

DG = Directional Gain; **Port X** = Port X output power

Summary

Mode	Total Power (dBm)	Total Power (W)	EIRP (dBm)	EIRP (W)
802.11ac VHT20-BF_Nss1,(MCS0)_4TX	-	-	-	-
5.15-5.25GHz	26.73	0.47098	34.79	3.01301
802.11ac VHT40-BF_Nss1,(MCS0)_4TX	-	-	-	-
5.15-5.25GHz	25.68	0.36983	33.74	2.36592
802.11ac VHT80-BF_Nss1,(MCS0)_4TX	-	-	-	-
5.15-5.25GHz	20.46	0.11117	28.52	0.71121
802.11ac VHT20-BF_Nss1,(MCS0)_4TX	-	-	-	-
5.725-5.85GHz	26.37	0.43351	34.43	2.77332
802.11ac VHT40-BF_Nss1,(MCS0)_4TX	-	-	-	-
5.725-5.85GHz	25.97	0.39537	34.03	2.52930
802.11ac VHT80-BF_Nss1,(MCS0)_4TX	-	-	-	-
5.725-5.85GHz	26.03	0.40087	34.09	2.56448

Result

Mode	Result	DG (dBi)	Total Power (dBm)	Power Limit (dBm)	EIRP (dBm)	EIRP Limit (dBm)	Port 1 (dBm)	Port 2 (dBm)	Port 3 (dBm)	Port 4 (dBm)
802.11ac VHT20-BF_Nss1,(MCS0)_4TX	-	-	-	-	-	-	-	-	-	-
5180MHz	Pass	8.06	26.64	27.94	34.70	36.00	20.75	20.83	20.24	20.63
5200MHz	Pass	8.06	26.72	27.94	34.78	36.00	20.91	20.73	20.28	20.86
5240MHz	Pass	8.06	26.73	27.94	34.79	36.00	20.67	21.08	20.70	20.35
802.11ac VHT40-BF_Nss1,(MCS0)_4TX	-	-	-	-	-	-	-	-	-	-
5190MHz	Pass	8.06	22.76	27.94	30.82	36.00	16.29	16.86	16.68	17.07
5230MHz	Pass	8.06	25.68	27.94	33.74	36.00	19.45	19.98	19.64	19.55
802.11ac VHT80-BF_Nss1,(MCS0)_4TX	-	-	-	-	-	-	-	-	-	-
5210MHz	Pass	8.06	20.46	27.94	28.52	36.00	13.77	14.28	14.35	15.23
802.11ac VHT20-BF_Nss1,(MCS0)_4TX	-	-	-	-	-	-	-	-	-	-
5745MHz	Pass	8.06	26.22	27.94	34.28	36.00	19.8	20.94	19.68	20.26
5785MHz	Pass	8.06	26.37	27.94	34.43	36.00	20.02	21.36	19.73	20.1
5825MHz	Pass	8.06	26.16	27.94	34.22	36.00	20.23	20.53	19.71	20.03
802.11ac VHT40-BF_Nss1,(MCS0)_4TX	-	-	-	-	-	-	-	-	-	-
5755MHz	Pass	8.06	25.96	27.94	34.02	36.00	19.31	20.83	19.72	19.76
5795MHz	Pass	8.06	25.97	27.94	34.03	36.00	19.23	20.78	19.51	20.12
802.11ac VHT80-BF_Nss1,(MCS0)_4TX	-	-	-	-	-	-	-	-	-	-
5775MHz	Pass	8.06	26.03	27.94	34.09	36.00	20.58	20.36	19.38	19.61

DG = Directional Gain; **Port X** = Port X output power

Summary

Mode	PD (dBm/RBW)	EIRP PD (dBm/RBW)
802.11a_Nss1_4TX	-	-
5.15-5.25GHz	13.73	21.79
802.11ac VHT20_Nss1,(MCS0)_4TX	-	-
5.15-5.25GHz	13.67	21.73
802.11ac VHT40_Nss1,(MCS0)_4TX	-	-
5.15-5.25GHz	12.71	20.77
802.11ac VHT80_Nss1,(MCS0)_4TX	-	-
5.15-5.25GHz	3.23	11.29
802.11a_Nss1_4TX	-	-
5.725-5.85GHz	15.12	23.18
802.11ac VHT20_Nss1,(MCS0)_4TX	-	-
5.725-5.85GHz	15.59	23.65
802.11ac VHT40_Nss1,(MCS0)_4TX	-	-
5.725-5.85GHz	13.92	21.98
802.11ac VHT80_Nss1,(MCS0)_4TX	-	-
5.725-5.85GHz	10.35	18.41

RBW = 500kHz for 5.725-5.85GHz band / 1MHz for other band;

Result

Mode	Result	DG (dBi)	PD (dBm/RBW)	PD Limit (dBm/RBW)	EIRP PD (dBm/RBW)	EIRP PD Limit (dBm/RBW)	Port 1 (dBm/RBW)	Port 2 (dBm/RBW)	Port 3 (dBm/RBW)	Port 4 (dBm/RBW)
802.11a_Nss1_4TX	-	-	-	-	-	-	-	-	-	-
5180MHz	Pass	8.06	13.58	14.94	21.64	Inf	8.30	7.55	7.70	8.07
5200MHz	Pass	8.06	13.56	14.94	21.62	Inf	8.25	7.66	7.35	8.13
5240MHz	Pass	8.06	13.73	14.94	21.79	Inf	8.11	7.95	7.50	8.36
802.11ac VHT20_Nss1,(MCS0)_4TX	-	-	-	-	-	-	-	-	-	-
5180MHz	Pass	8.06	13.51	14.94	21.57	Inf	8.13	7.53	7.68	8.02
5200MHz	Pass	8.06	13.67	14.94	21.73	Inf	8.18	7.72	7.76	7.75
5240MHz	Pass	8.06	13.51	14.94	21.57	Inf	8.06	7.75	7.23	7.84
802.11ac VHT40_Nss1,(MCS0)_4TX	-	-	-	-	-	-	-	-	-	-
5190MHz	Pass	8.06	7.13	14.94	15.19	Inf	1.66	1.10	1.32	1.37
5230MHz	Pass	8.06	12.71	14.94	20.77	Inf	7.00	7.01	6.61	7.46
802.11ac VHT80_Nss1,(MCS0)_4TX	-	-	-	-	-	-	-	-	-	-
5210MHz	Pass	8.06	3.23	14.94	11.29	Inf	-2.67	-2.48	-3.06	-1.92
802.11a_Nss1_4TX	-	-	-	-	-	-	-	-	-	-
5745MHz	Pass	8.06	15.02	27.94	23.08	Inf	8.95	9.48	9.10	9.51
5785MHz	Pass	8.06	14.68	27.94	22.74	Inf	8.83	9.30	8.98	9.02
5825MHz	Pass	8.06	15.12	27.94	23.18	Inf	9.55	9.47	9.60	9.12
802.11ac VHT20_Nss1,(MCS0)_4TX	-	-	-	-	-	-	-	-	-	-
5745MHz	Pass	8.06	13.50	27.94	21.56	Inf	7.54	7.76	7.71	8.11
5785MHz	Pass	8.06	15.11	27.94	23.17	Inf	9.20	10.08	9.53	9.46
5825MHz	Pass	8.06	15.59	27.94	23.65	Inf	10.01	10.01	9.69	9.67
802.11ac VHT40_Nss1,(MCS0)_4TX	-	-	-	-	-	-	-	-	-	-
5755MHz	Pass	8.06	12.89	27.94	20.95	Inf	6.95	7.62	6.85	7.31
5795MHz	Pass	8.06	13.92	27.94	21.98	Inf	8.06	8.54	8.25	8.28
802.11ac VHT80_Nss1,(MCS0)_4TX	-	-	-	-	-	-	-	-	-	-
5775MHz	Pass	8.06	10.35	27.94	18.41	Inf	4.42	5.09	4.63	4.72

DG = Directional Gain; **RBW** = 500kHz for 5.725-5.85GHz band / 1MHz for other band;
PD = trace bin-by-bin of each transmits port summing can be performed maximum power density; **Port X** = Port X power density;

802.11a_Nss1_4TX PSD

5180MHz

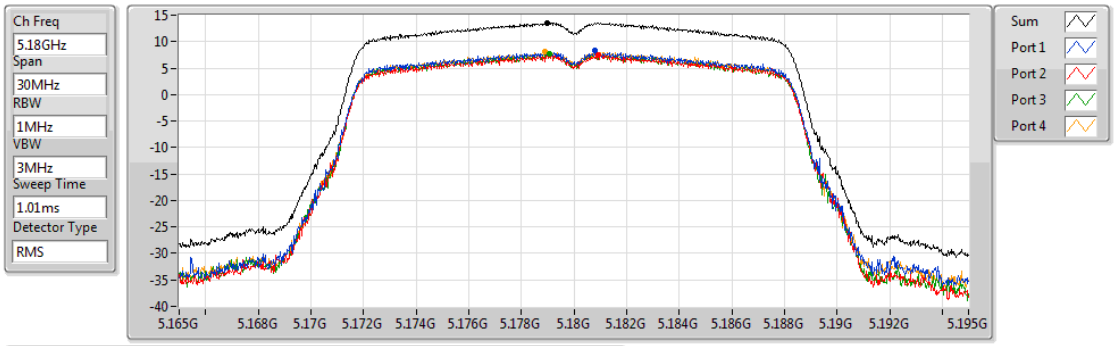

Sum	PD	Port 1	Port 2	Port 3	Port 4
(dBm/RBW)	(dBm/RBW)	(dBm/RBW)	(dBm/RBW)	(dBm/RBW)	(dBm/RBW)
13.58	13.58	8.30	7.55	7.70	8.07

802.11a_Nss1_4TX PSD

5200MHz

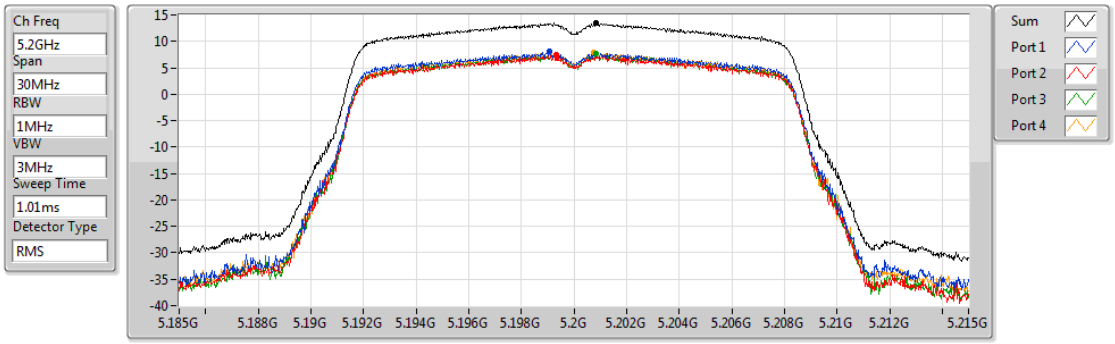

Sum	PD	Port 1	Port 2	Port 3	Port 4
(dBm/RBW)	(dBm/RBW)	(dBm/RBW)	(dBm/RBW)	(dBm/RBW)	(dBm/RBW)
13.52	13.52	8.03	7.43	7.69	7.84

802.11a_Nss1_4TX PSD

5240MHz

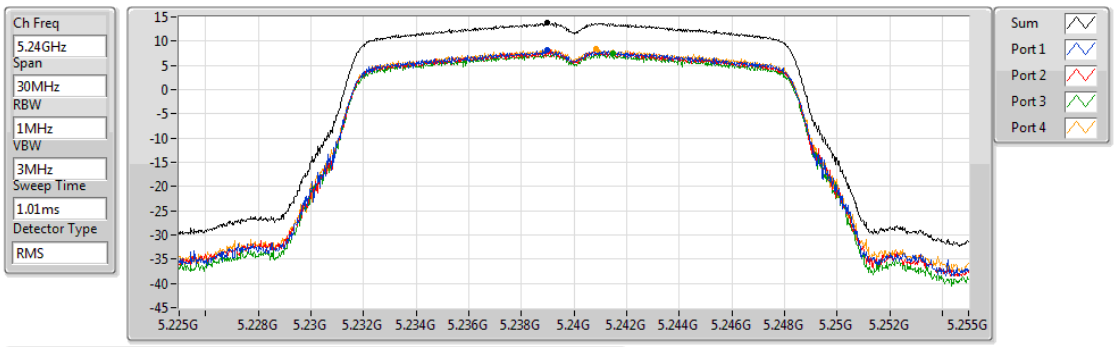

Sum	PD	Port 1	Port 2	Port 3	Port 4
(dBm/RBW)	(dBm/RBW)	(dBm/RBW)	(dBm/RBW)	(dBm/RBW)	(dBm/RBW)
13.73	13.73	8.11	7.95	7.50	8.36

802.11ac VHT20_Nss1,(MCS0)_4TX PSD

5180MHz

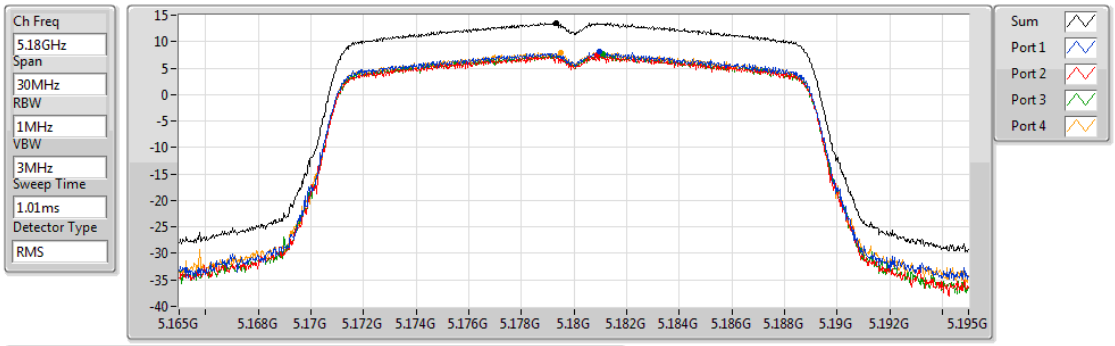

Sum	PD	Port 1	Port 2	Port 3	Port 4
(dBm/RBW)	(dBm/RBW)	(dBm/RBW)	(dBm/RBW)	(dBm/RBW)	(dBm/RBW)
13.51	13.51	8.13	7.53	7.68	8.02

802.11ac VHT20_Nss1,(MCS0)_4TX PSD

5200MHz

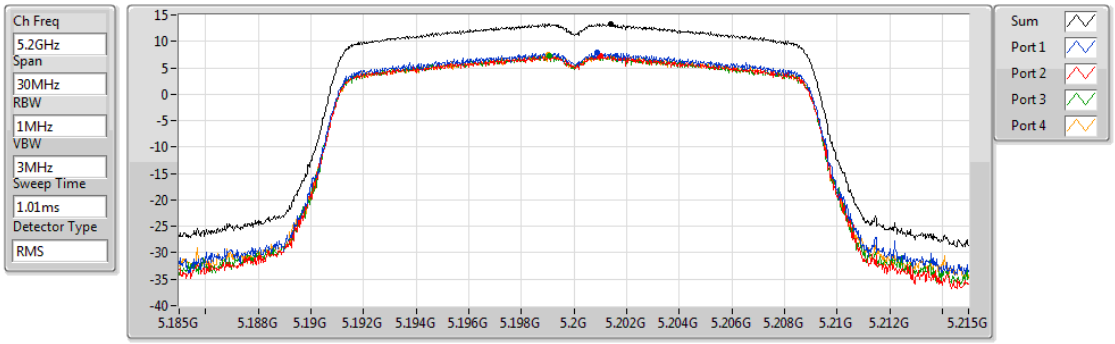

Sum	PD	Port 1	Port 2	Port 3	Port 4
(dBm/RBW)	(dBm/RBW)	(dBm/RBW)	(dBm/RBW)	(dBm/RBW)	(dBm/RBW)
13.30	13.30	7.92	7.25	7.29	7.51

802.11ac VHT20_Nss1,(MCS0)_4TX PSD

5240MHz

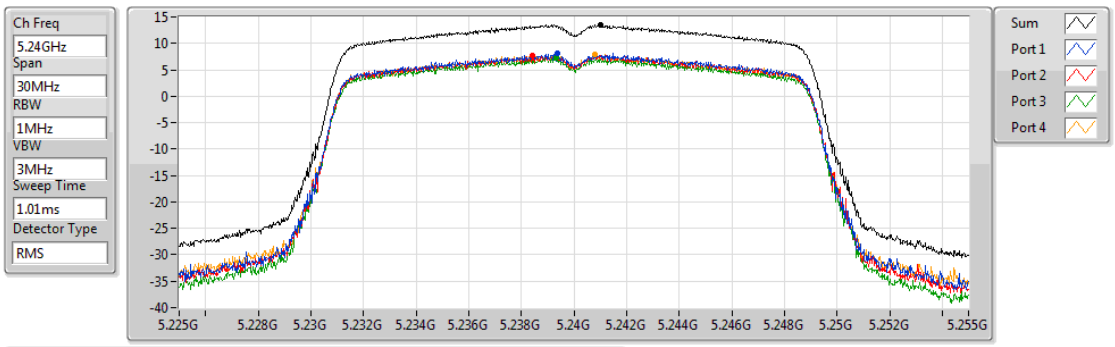

Sum	PD	Port 1	Port 2	Port 3	Port 4
(dBm/RBW)	(dBm/RBW)	(dBm/RBW)	(dBm/RBW)	(dBm/RBW)	(dBm/RBW)
13.51	13.51	8.06	7.75	7.23	7.84

802.11ac VHT40_Nss1,(MCS0)_4TX PSD

5190MHz

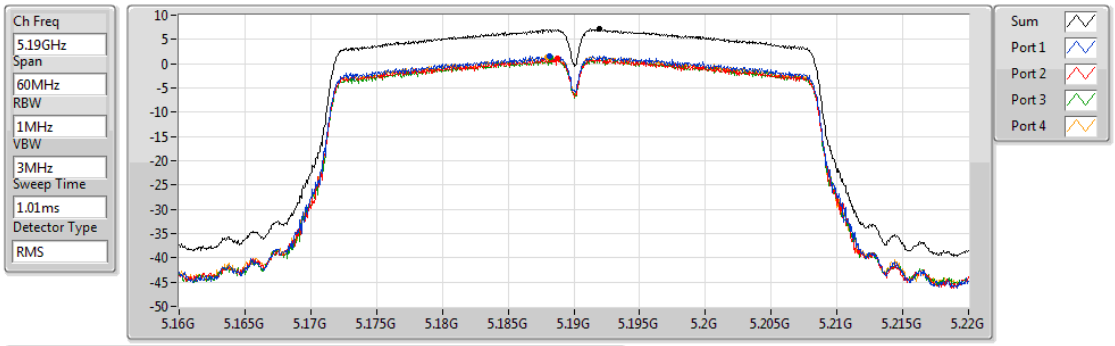

Sum	PD	Port 1	Port 2	Port 3	Port 4
(dBm/RBW)	(dBm/RBW)	(dBm/RBW)	(dBm/RBW)	(dBm/RBW)	(dBm/RBW)
7.13	7.13	1.66	1.10	1.32	1.37

802.11ac VHT40_Nss1,(MCS0)_4TX PSD

5230MHz

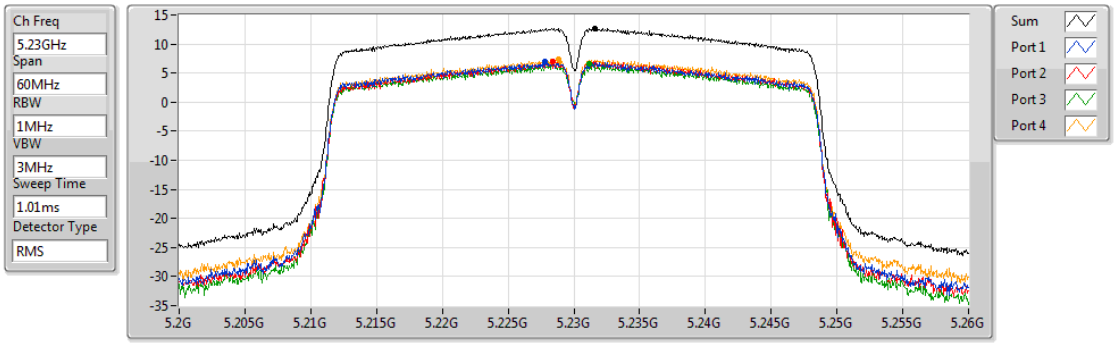

Sum	PD	Port 1	Port 2	Port 3	Port 4
(dBm/RBW)	(dBm/RBW)	(dBm/RBW)	(dBm/RBW)	(dBm/RBW)	(dBm/RBW)
12.71	12.71	7.00	7.01	6.61	7.46

802.11ac VHT80_Nss1,(MCS0)_4TX PSD

5210MHz

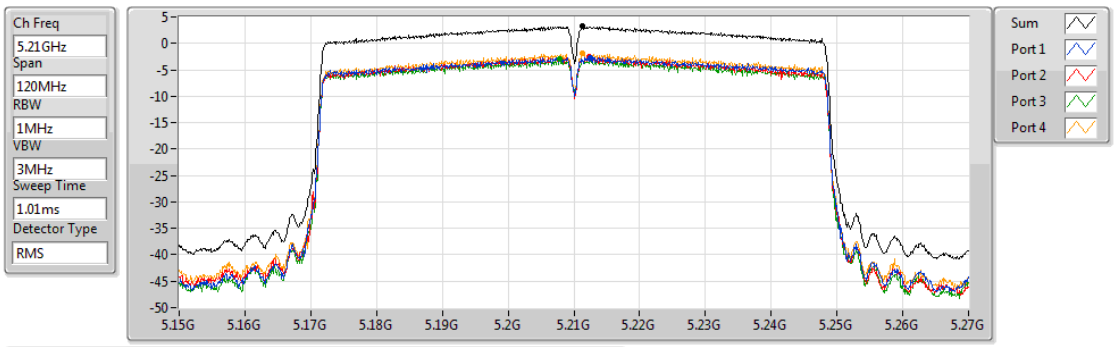

Sum	PD	Port 1	Port 2	Port 3	Port 4
(dBm/RBW)	(dBm/RBW)	(dBm/RBW)	(dBm/RBW)	(dBm/RBW)	(dBm/RBW)
3.23	3.23	-2.67	-2.48	-3.06	-1.92

802.11a_Nss1_4TX PSD

5745MHz

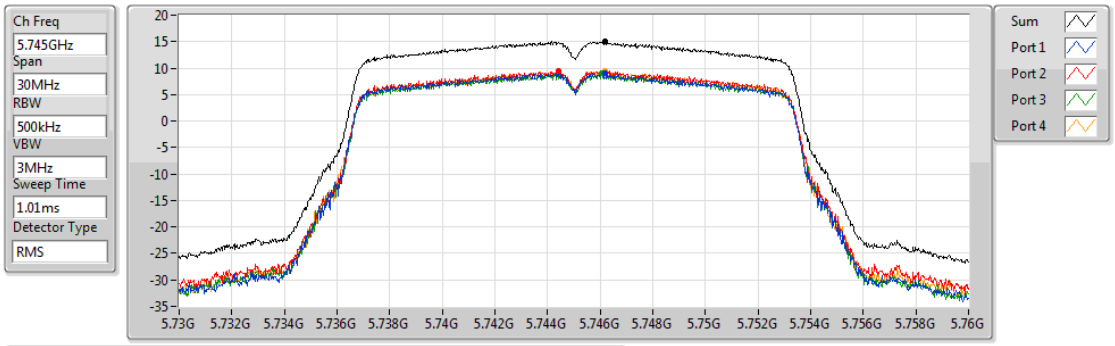

Sum	PD	Port 1	Port 2	Port 3	Port 4
(dBm/RBW)	(dBm/RBW)	(dBm/RBW)	(dBm/RBW)	(dBm/RBW)	(dBm/RBW)
15.02	15.02	8.95	9.48	9.10	9.51

802.11a_Nss1_4TX PSD

5785MHz

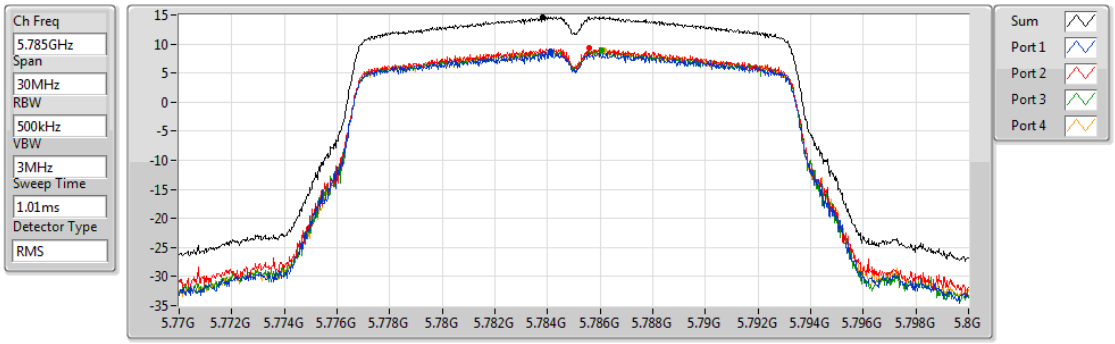

Sum	PD	Port 1	Port 2	Port 3	Port 4
(dBm/RBW)	(dBm/RBW)	(dBm/RBW)	(dBm/RBW)	(dBm/RBW)	(dBm/RBW)
14.68	14.68	8.83	9.30	8.98	9.02

802.11a_Nss1_4TX PSD

5825MHz

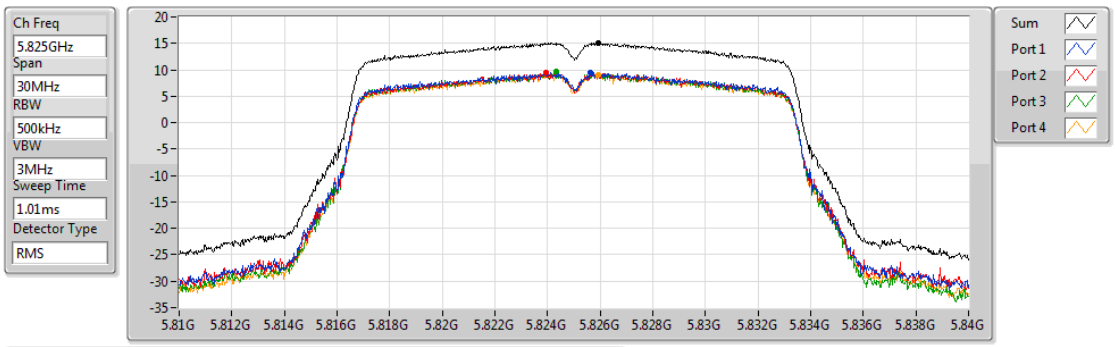

Sum	PD	Port 1	Port 2	Port 3	Port 4
(dBm/RBW)	(dBm/RBW)	(dBm/RBW)	(dBm/RBW)	(dBm/RBW)	(dBm/RBW)
15.12	15.12	9.55	9.47	9.60	9.12

802.11ac VHT20_Nss1,(MCS0)_4TX PSD

5745MHz

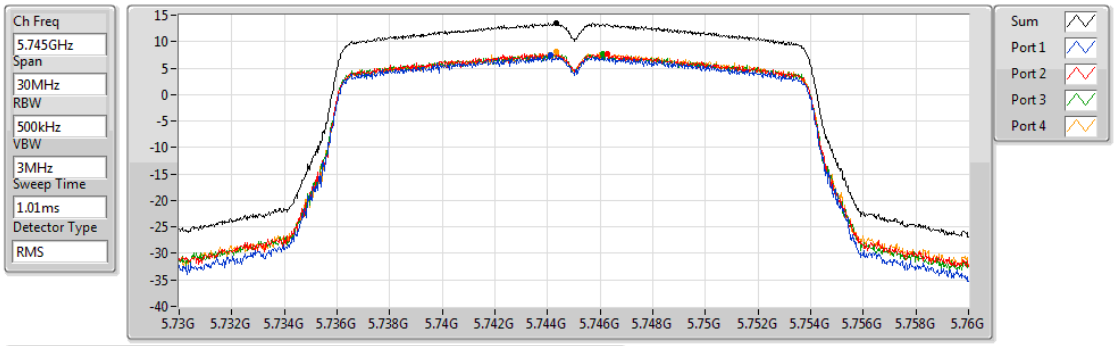

Sum	PD	Port 1	Port 2	Port 3	Port 4
(dBm/RBW)	(dBm/RBW)	(dBm/RBW)	(dBm/RBW)	(dBm/RBW)	(dBm/RBW)
13.50	13.50	7.54	7.76	7.71	8.11

802.11ac VHT20_Nss1,(MCS0)_4TX PSD

5785MHz

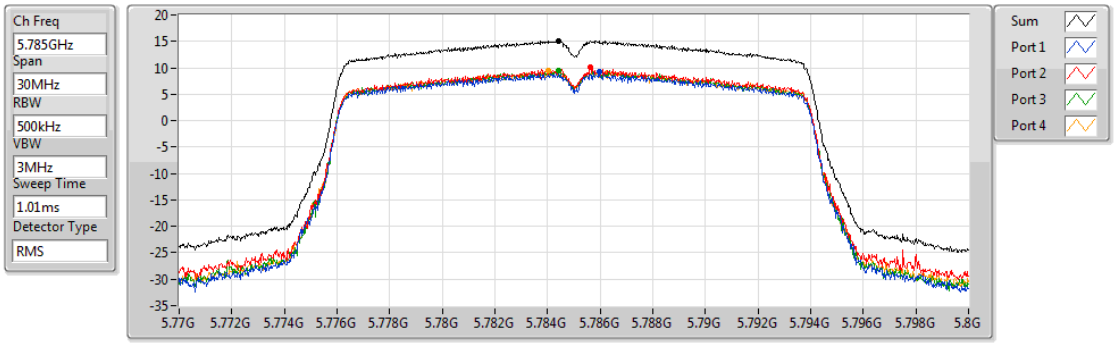

Sum	PD	Port 1	Port 2	Port 3	Port 4
(dBm/RBW)	(dBm/RBW)	(dBm/RBW)	(dBm/RBW)	(dBm/RBW)	(dBm/RBW)
15.11	15.11	9.20	10.08	9.53	9.46

802.11ac VHT20_Nss1,(MCS0)_4TX PSD

5825MHz

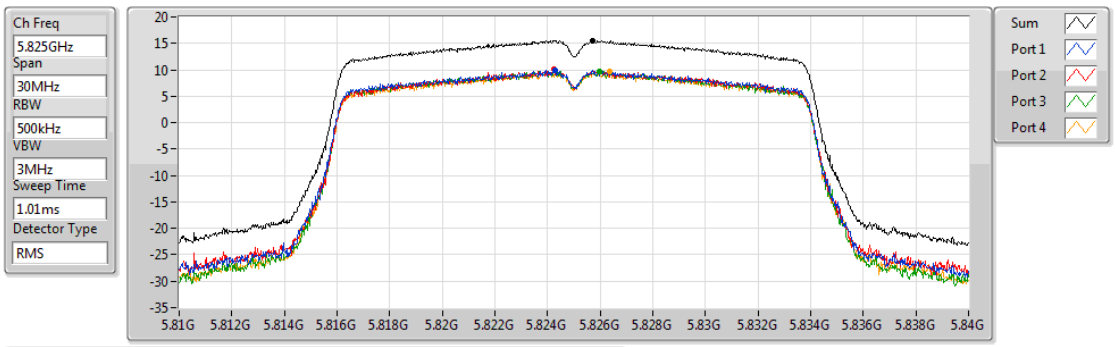

Sum	PD	Port 1	Port 2	Port 3	Port 4
(dBm/RBW)	(dBm/RBW)	(dBm/RBW)	(dBm/RBW)	(dBm/RBW)	(dBm/RBW)
15.59	15.59	10.01	10.01	9.69	9.67

802.11ac VHT40_Nss1,(MCS0)_4TX PSD

5755MHz

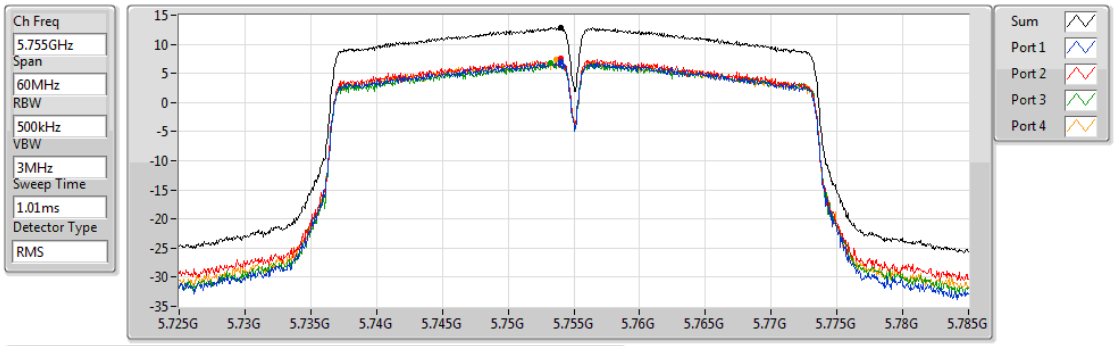

Sum	PD	Port 1	Port 2	Port 3	Port 4
(dBm/RBW)	(dBm/RBW)	(dBm/RBW)	(dBm/RBW)	(dBm/RBW)	(dBm/RBW)
12.89	12.89	6.95	7.62	6.85	7.31

802.11ac VHT40_Nss1,(MCS0)_4TX PSD

5795MHz

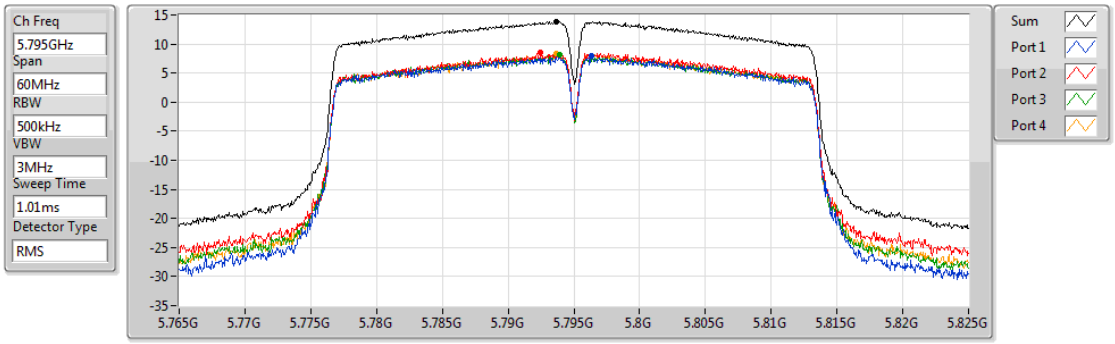

Sum	PD	Port 1	Port 2	Port 3	Port 4
(dBm/RBW)	(dBm/RBW)	(dBm/RBW)	(dBm/RBW)	(dBm/RBW)	(dBm/RBW)
13.92	13.92	8.06	8.54	8.25	8.28

802.11ac VHT80_Nss1,(MCS0)_4TX PSD

5775MHz

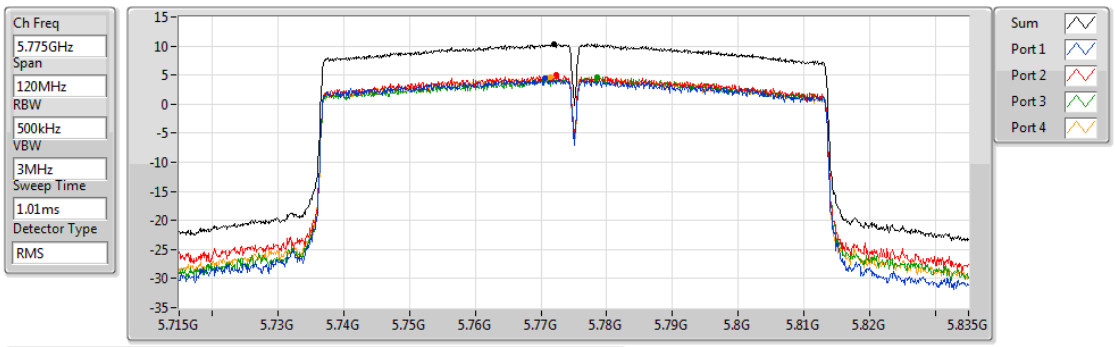

Sum	PD	Port 1	Port 2	Port 3	Port 4
(dBm/RBW)	(dBm/RBW)	(dBm/RBW)	(dBm/RBW)	(dBm/RBW)	(dBm/RBW)
10.35	10.35	4.42	5.09	4.63	4.72

Summary

Mode	PD (dBm/RBW)	EIRP PD (dBm/RBW)
802.11ac VHT20-BF_Nss1,(MCS0)_4TX	-	-
5.15-5.25GHz	14.86	22.92
802.11ac VHT40-BF_Nss1,(MCS0)_4TX	-	-
5.15-5.25GHz	11.06	19.12
802.11ac VHT80-BF_Nss1,(MCS0)_4TX	-	-
5.15-5.25GHz	2.31	10.37
802.11ac VHT20-BF_Nss1,(MCS0)_4TX	-	-
5.725-5.85GHz	13.29	21.35
802.11ac VHT40-BF_Nss1,(MCS0)_4TX	-	-
5.725-5.85GHz	9.88	17.94
802.11ac VHT80-BF_Nss1,(MCS0)_4TX	-	-
5.725-5.85GHz	6.41	14.47

RBW = 500kHz for 5.725-5.85GHz band / 1MHz for other band;

Result

Mode	Result	DG (dBi)	PD (dBm/RBW)	PD Limit (dBm/RBW)	EIRP PD (dBm/RBW)	EIRP PD Limit (dBm/RBW)	Port 1 (dBm/RBW)	Port 2 (dBm/RBW)	Port 3 (dBm/RBW)	Port 4 (dBm/RBW)
802.11ac VHT20-BF_Nss1,(MCS0)_4TX	-	-	-	-	-	-	-	-	-	-
5180MHz	Pass	8.06	14.75	14.94	22.81	Inf	8.96	9.15	9.01	9.42
5200MHz	Pass	8.06	14.85	14.94	22.91	Inf	8.57	9.21	8.94	9.26
5240MHz	Pass	8.06	14.86	14.94	22.92	Inf	9.17	9.20	9.39	9.16
802.11ac VHT40-BF_Nss1,(MCS0)_4TX	-	-	-	-	-	-	-	-	-	-
5190MHz	Pass	8.06	8.06	14.94	16.12	Inf	2.03	2.31	1.88	2.58
5230MHz	Pass	8.06	11.06	14.94	19.12	Inf	5.64	5.39	5.62	5.31
802.11ac VHT80-BF_Nss1,(MCS0)_4TX	-	-	-	-	-	-	-	-	-	-
5210MHz	Pass	8.06	2.31	14.94	10.37	Inf	-3.41	-3.21	-3.42	-3.46
802.11ac VHT20-BF_Nss1,(MCS0)_4TX	-	-	-	-	-	-	-	-	-	-
5745MHz	Pass	8.06	12.39	27.94	20.45	Inf	6.98	6.77	6.38	7.04
5785MHz	Pass	8.06	13.29	27.94	21.35	Inf	7.79	7.58	7.12	7.54
5825MHz	Pass	8.06	12.74	27.94	20.80	Inf	6.90	7.34	6.72	7.06
802.11ac VHT40-BF_Nss1,(MCS0)_4TX	-	-	-	-	-	-	-	-	-	-
5755MHz	Pass	8.06	9.88	27.94	17.94	Inf	4.30	4.24	3.85	4.03
5795MHz	Pass	8.06	9.77	27.94	17.83	Inf	4.18	4.12	3.85	4.37
802.11ac VHT80-BF_Nss1,(MCS0)_4TX	-	-	-	-	-	-	-	-	-	-
5775MHz	Pass	8.06	6.41	27.94	14.47	Inf	0.93	0.88	0.57	0.67

DG = Directional Gain; **RBW** = 500kHz for 5.725-5.85GHz band / 1MHz for other band;
PD = trace bin-by-bin of each transmits port summing can be performed maximum power density; **Port X** = Port X power density;

802.11ac VHT20-BF_Nss1,(MCS0)_4TX PSD

5180MHz

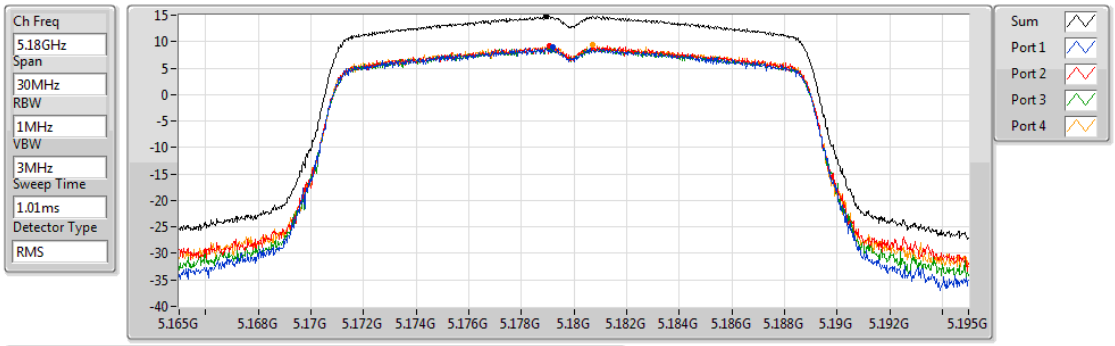

Sum	PD	Port 1	Port 2	Port 3	Port 4
(dBm/RBW)	(dBm/RBW)	(dBm/RBW)	(dBm/RBW)	(dBm/RBW)	(dBm/RBW)
14.75	14.75	8.96	9.15	9.01	9.42

802.11ac VHT20-BF_Nss1,(MCS0)_4TX PSD

5200MHz

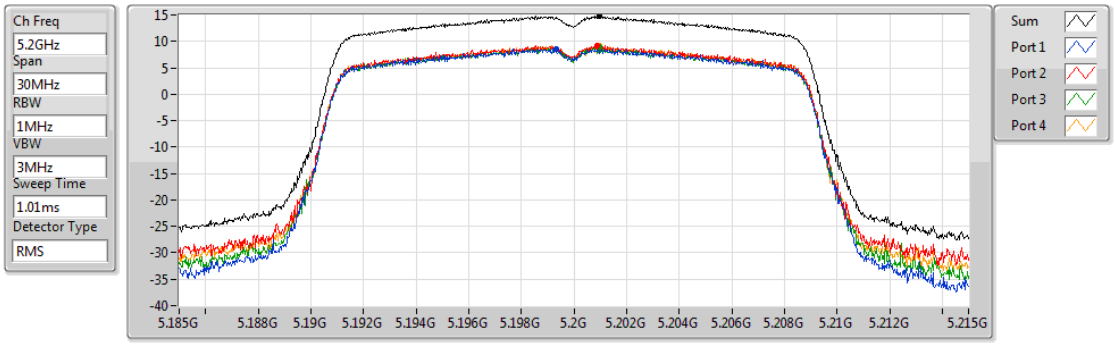

Sum	PD	Port 1	Port 2	Port 3	Port 4
(dBm/RBW)	(dBm/RBW)	(dBm/RBW)	(dBm/RBW)	(dBm/RBW)	(dBm/RBW)
14.85	14.85	8.57	9.21	8.94	9.26

802.11ac VHT20-BF_Nss1,(MCS0)_4TX PSD

5240MHz

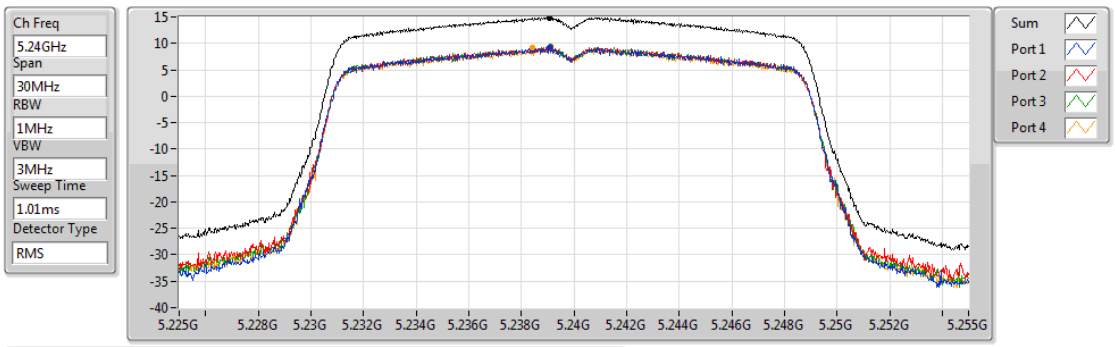

Sum	PD	Port 1	Port 2	Port 3	Port 4
(dBm/RBW)	(dBm/RBW)	(dBm/RBW)	(dBm/RBW)	(dBm/RBW)	(dBm/RBW)
14.86	14.86	9.17	9.20	9.39	9.16

802.11ac VHT40-BF_Nss1,(MCS0)_4TX PSD

5190MHz

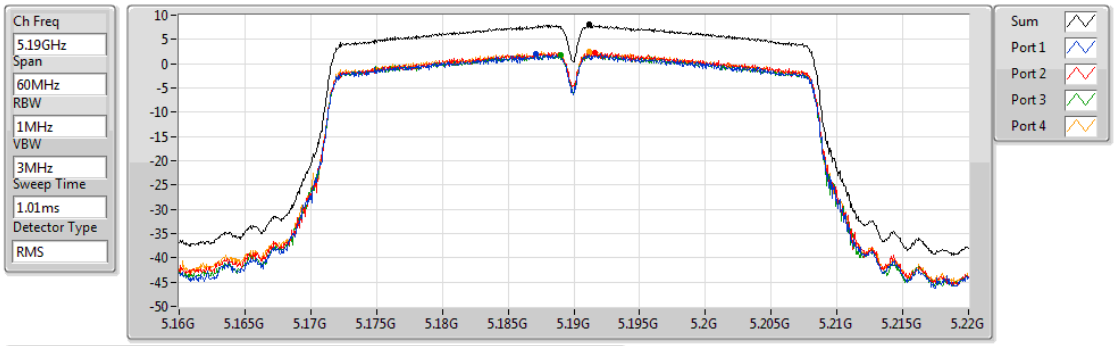

Sum	PD	Port 1	Port 2	Port 3	Port 4
(dBm/RBW)	(dBm/RBW)	(dBm/RBW)	(dBm/RBW)	(dBm/RBW)	(dBm/RBW)
8.06	8.06	2.03	2.31	1.88	2.58

802.11ac VHT40-BF_Nss1,(MCS0)_4TX PSD

5230MHz

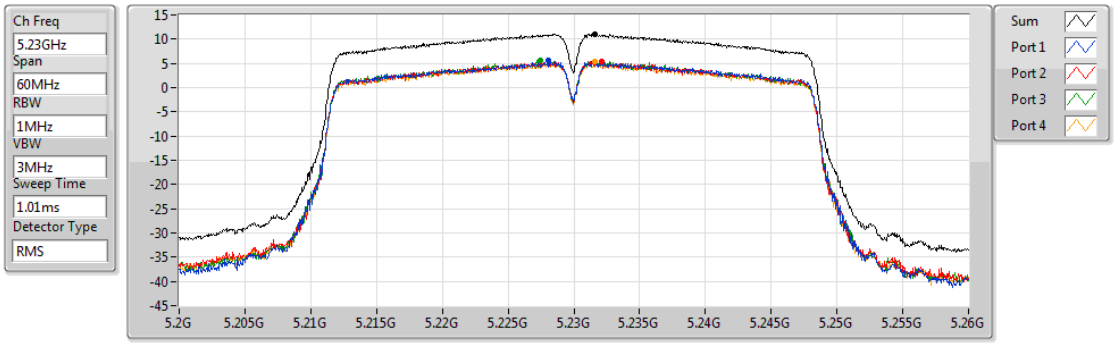

Sum	PD	Port 1	Port 2	Port 3	Port 4
(dBm/RBW)	(dBm/RBW)	(dBm/RBW)	(dBm/RBW)	(dBm/RBW)	(dBm/RBW)
11.06	11.06	5.64	5.39	5.62	5.31

802.11ac VHT80-BF_Nss1,(MCS0)_4TX PSD

5210MHz

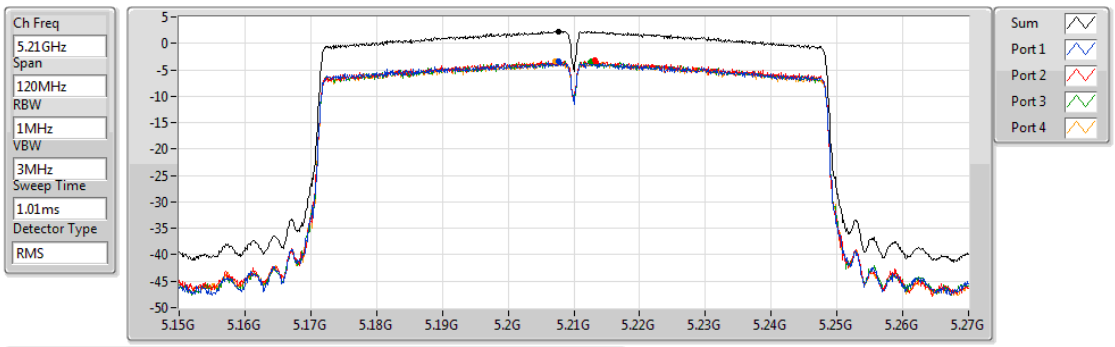

Sum	PD	Port 1	Port 2	Port 3	Port 4
(dBm/RBW)	(dBm/RBW)	(dBm/RBW)	(dBm/RBW)	(dBm/RBW)	(dBm/RBW)
2.31	2.31	-3.41	-3.21	-3.42	-3.46

802.11ac VHT20-BF_Nss1,(MCS0)_4TX PSD

5745MHz

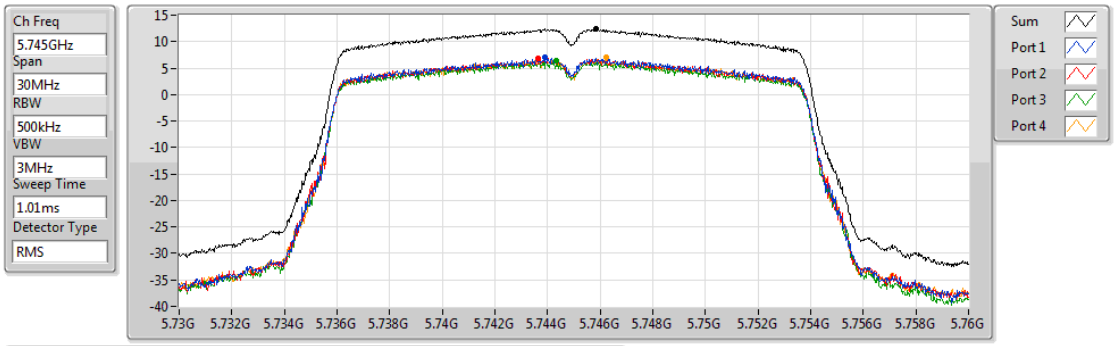

Sum	PD	Port 1	Port 2	Port 3	Port 4
(dBm/RBW)	(dBm/RBW)	(dBm/RBW)	(dBm/RBW)	(dBm/RBW)	(dBm/RBW)
12.39	12.39	6.98	6.77	6.38	7.04

802.11ac VHT20-BF_Nss1,(MCS0)_4TX PSD

5785MHz

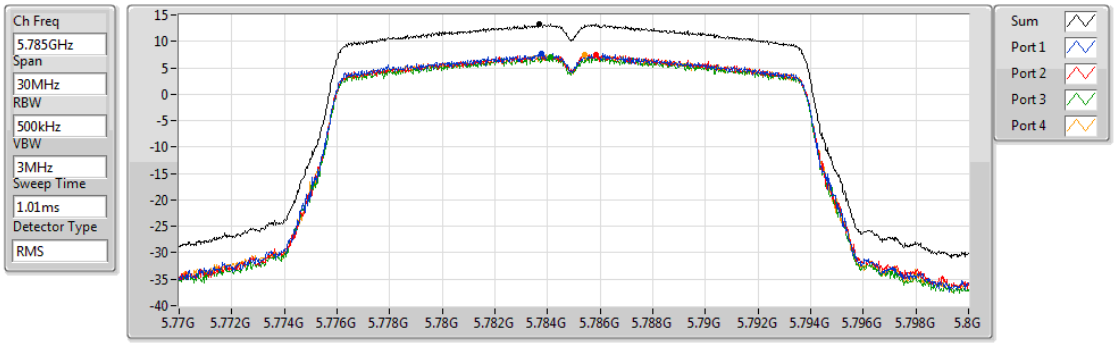

Sum	PD	Port 1	Port 2	Port 3	Port 4
(dBm/RBW)	(dBm/RBW)	(dBm/RBW)	(dBm/RBW)	(dBm/RBW)	(dBm/RBW)
13.29	13.29	7.79	7.58	7.12	7.54

802.11ac VHT20-BF_Nss1,(MCS0)_4TX PSD

5825MHz

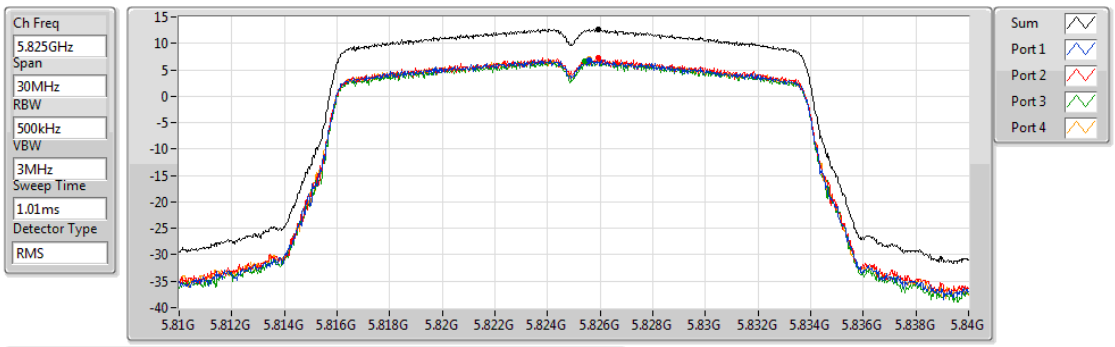

Sum	PD	Port 1	Port 2	Port 3	Port 4
(dBm/RBW)	(dBm/RBW)	(dBm/RBW)	(dBm/RBW)	(dBm/RBW)	(dBm/RBW)
12.74	12.74	6.90	7.34	6.72	7.06

802.11ac VHT40-BF_Nss1,(MCS0)_4TX PSD

5755MHz

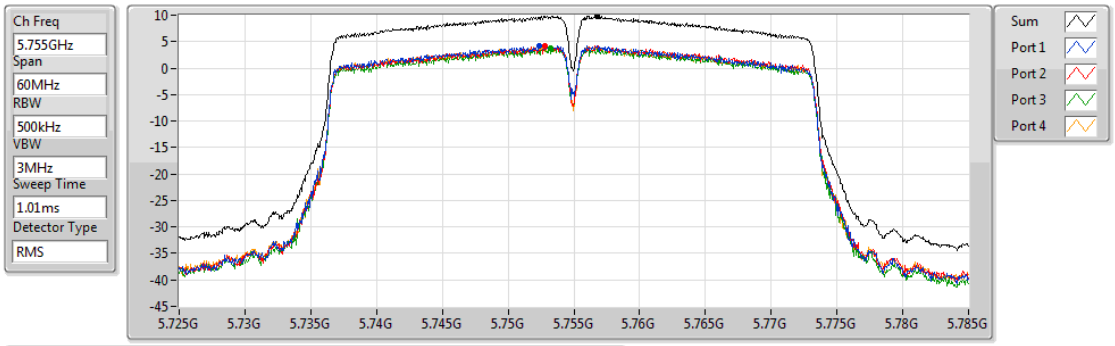

Sum	PD	Port 1	Port 2	Port 3	Port 4
(dBm/RBW)	(dBm/RBW)	(dBm/RBW)	(dBm/RBW)	(dBm/RBW)	(dBm/RBW)
9.88	9.88	4.30	4.24	3.85	4.03

802.11ac VHT40-BF_Nss1,(MCS0)_4TX PSD

5795MHz

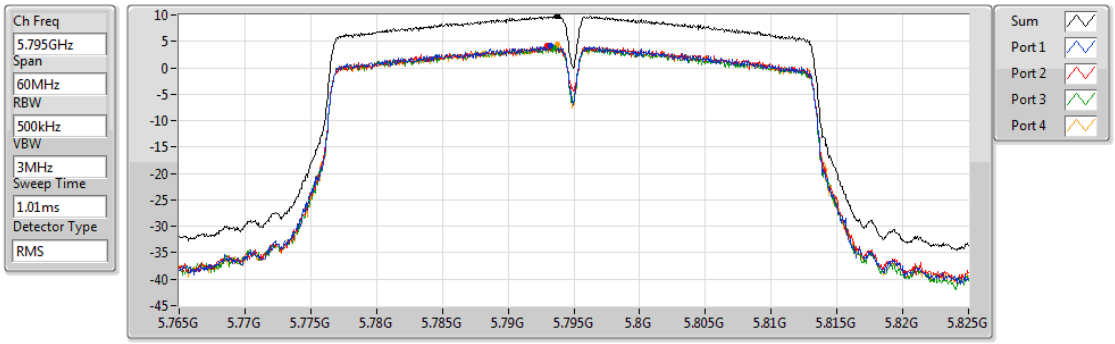

Sum	PD	Port 1	Port 2	Port 3	Port 4
(dBm/RBW)	(dBm/RBW)	(dBm/RBW)	(dBm/RBW)	(dBm/RBW)	(dBm/RBW)
9.77	9.77	4.18	4.12	3.85	4.37

802.11ac VHT80-BF_Nss1,(MCS0)_4TX PSD

5775MHz

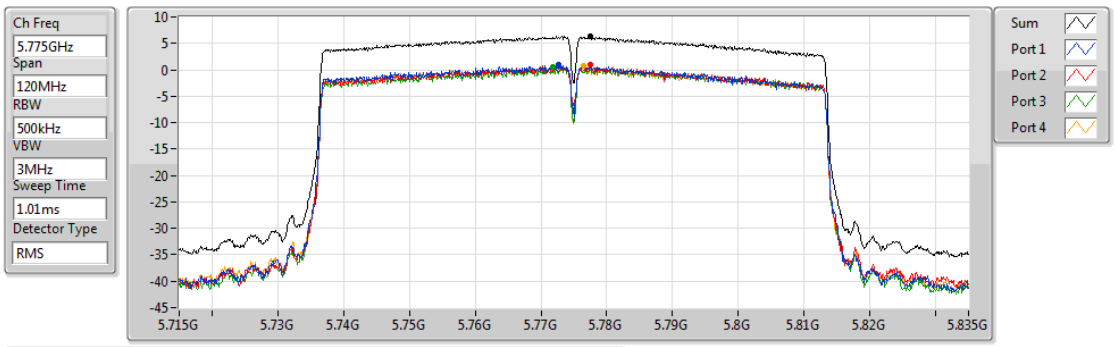

Sum	PD	Port 1	Port 2	Port 3	Port 4
(dBm/RBW)	(dBm/RBW)	(dBm/RBW)	(dBm/RBW)	(dBm/RBW)	(dBm/RBW)
6.41	6.41	0.93	0.88	0.57	0.67

Summary

Mode	Result	Type	Freq (Hz)	Level (dBuV/m)	Limit (dBuV/m)	Margin (dB)	Factor (dB)	Dist (m)	Pol. (H/V)	Azimuth (°)	Height (m)	Comments
802.11ac VHT80_Nss1,(MCS0)_4TX	-	-	-	-	-	-	-	-	-	-	-	-
5.725-5.85GHz	Pass	PK	499.48M	41.23	46.00	-4.77	-1.33	3	H	NaN	NaN	-

Result

Mode	Result	Type	Freq (Hz)	Level (dBuV/m)	Limit (dBuV/m)	Margin (dB)	Factor (dB)	Dist (m)	Pol. (H/V)	Azimuth (°)	Height (m)	Comments
802.11ac VHT80_Nss1,(MCS0)_4TX	-	-	-	-	-	-	-	-	-	-	-	-
5775MHz	Pass	PK	30M	29.63	40.00	-10.37	-4.59	3	H	NaN	NaN	-
5775MHz	Pass	PK	113.42M	23.81	43.50	-19.69	-8.47	3	H	NaN	NaN	-
5775MHz	Pass	PK	293.84M	26.89	46.00	-19.11	-5.65	3	H	NaN	NaN	-
5775MHz	Pass	PK	499.48M	41.23	46.00	-4.77	-1.33	3	H	NaN	NaN	-
5775MHz	Pass	PK	674.08M	35.76	46.00	-10.24	0.41	3	H	NaN	NaN	-
5775MHz	Pass	PK	701.24M	34.94	46.00	-11.06	0.38	3	H	NaN	NaN	-
5775MHz	Pass	PK	30M	31.12	40.00	-8.88	-4.59	3	V	NaN	NaN	-
5775MHz	Pass	PK	47.46M	28.33	40.00	-11.67	-12.31	3	V	NaN	NaN	-
5775MHz	Pass	PK	156.1M	31.06	43.50	-12.44	-9.83	3	V	NaN	NaN	-
5775MHz	Pass	PK	499.48M	37.77	46.00	-8.23	-1.33	3	V	NaN	NaN	-
5775MHz	Pass	PK	600.36M	37.34	46.00	-8.66	-0.22	3	V	NaN	NaN	-
5775MHz	Pass	PK	677.96M	35.33	46.00	-10.67	0.40	3	V	NaN	NaN	-

802.11ac VHT80_Nss1,(MCS0)_4TX

5775MHz_Adapter

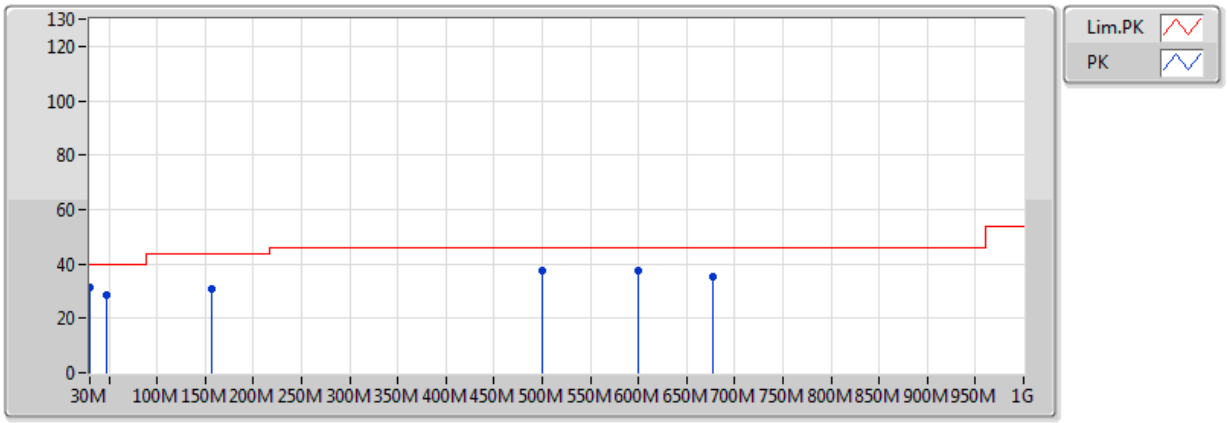

EUT= Z , ANT= Y

Type	Freq(Hz)	Level(dBuV/m)	Limit(dBuV/m)	Margin(dB)	Factor(dB)	Dist(m)	Pol.(H/V)	Azimuth(°)	Height(m)	Comments
PK	30M	31.12	40.00	-8.88	-4.59	3	V	NaN	NaN	-
PK	47.46M	28.33	40.00	-11.67	-12.31	3	V	NaN	NaN	-
PK	156.1M	31.06	43.50	-12.44	-9.83	3	V	NaN	NaN	-
PK	499.48M	37.77	46.00	-8.23	-1.33	3	V	NaN	NaN	-
PK	600.36M	37.34	46.00	-8.66	-0.22	3	V	NaN	NaN	-
PK	677.96M	35.33	46.00	-10.67	0.40	3	V	NaN	NaN	-

802.11ac VHT80_Nss1,(MCS0)_4TX

5775MHz_Adapter

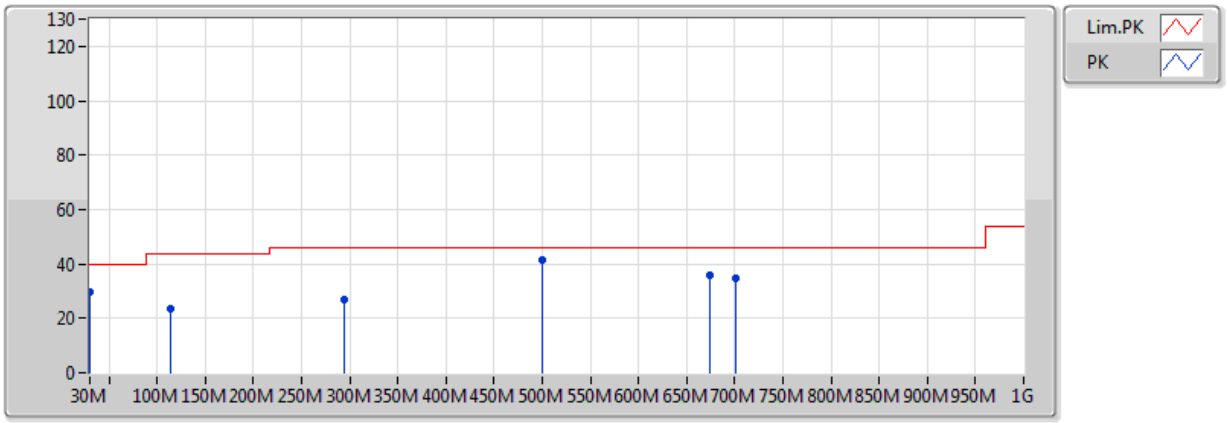

EUT= Z , ANT= Y

Type	Freq(Hz)	Level(dBuV/m)	Limit(dBuV/m)	Margin(dB)	Factor(dB)	Dist(m)	Pol.(H/V)	Azimuth(°)	Height(m)	Comments
PK	30M	29.63	40.00	-10.37	-4.59	3	H	NaN	NaN	-
PK	113.42M	23.81	43.50	-19.69	-8.47	3	H	NaN	NaN	-
PK	293.84M	26.89	46.00	-19.11	-5.65	3	H	NaN	NaN	-
PK	499.48M	41.23	46.00	-4.77	-1.33	3	H	NaN	NaN	-
PK	674.08M	35.76	46.00	-10.24	0.41	3	H	NaN	NaN	-
PK	701.24M	34.94	46.00	-11.06	0.38	3	H	NaN	NaN	-

Summary

Mode	Result	Type	Freq (Hz)	Level (dBuV/m)	Limit (dBuV/m)	Margin (dB)	Factor (dB)	Dist (m)	Pol. (H/V)	Azimuth (°)	Height (m)	Comments
802.11ac VHT80-BF_Nss1,(MCS0)_4TX	-	-	-	-	-	-	-	-	-	-	-	-
5.725-5.85GHz	Pass	PK	30M	33.89	40.00	-6.11	-4.59	3	H	NaN	NaN	-

Result

Mode	Result	Type	Freq (Hz)	Level (dBuV/m)	Limit (dBuV/m)	Margin (dB)	Factor (dB)	Dist (m)	Pol. (H/V)	Azimuth (°)	Height (m)	Comments
802.11ac VHT80-BF_Nss1,(MCS0)_4TX	-	-	-	-	-	-	-	-	-	-	-	-
5775MHz	Pass	PK	30M	33.89	40.00	-6.11	-4.59	3	H	NaN	NaN	-
5775MHz	Pass	PK	163.86M	27.12	43.50	-16.38	-10.00	3	H	NaN	NaN	-
5775MHz	Pass	PK	249.22M	29.66	46.00	-16.34	-6.93	3	H	NaN	NaN	-
5775MHz	Pass	PK	383.08M	30.69	46.00	-15.31	-3.03	3	H	NaN	NaN	-
5775MHz	Pass	PK	499.48M	38.44	46.00	-7.56	-1.33	3	H	NaN	NaN	-
5775MHz	Pass	PK	725.99M	38.22	46.00	-7.78	0.88	3	H	NaN	NaN	-
5775MHz	Pass	PK	30M	31.22	40.00	-8.78	-4.59	3	V	NaN	NaN	-
5775MHz	Pass	PK	165.8M	27.99	43.50	-15.51	-10.03	3	V	NaN	NaN	-
5775MHz	Pass	PK	227.88M	27.33	46.00	-18.67	-9.42	3	V	NaN	NaN	-
5775MHz	Pass	PK	395.44M	31.58	46.00	-14.42	-2.62	3	V	NaN	NaN	-
5775MHz	Pass	PK	499.48M	36.88	46.00	-9.12	-1.33	3	V	NaN	NaN	-
5775MHz	Pass	PK	600.36M	38.47	46.00	-7.53	-0.22	3	V	NaN	NaN	-

802.11ac VHT80-BF_Nss1,(MCS0)_4TX

5775MHz_Adapter

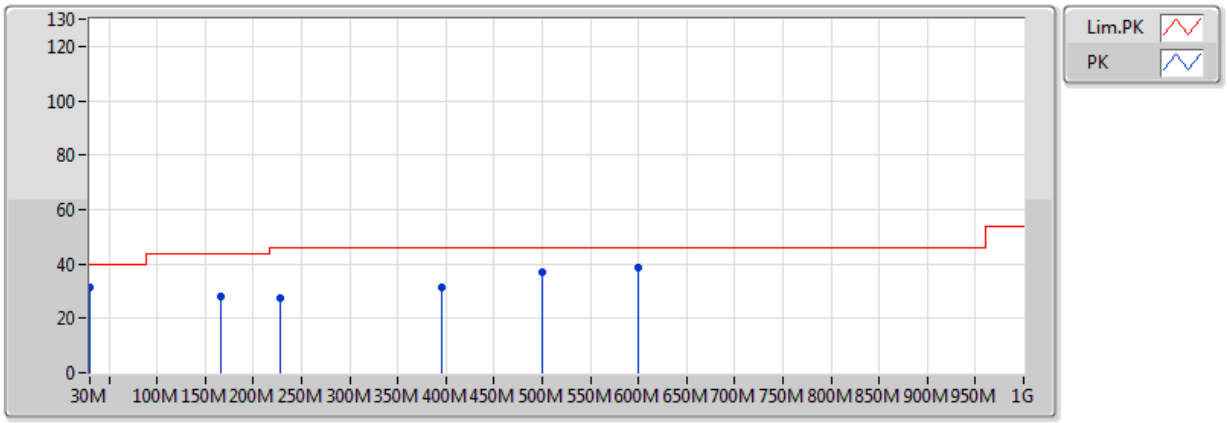

EUT=Z,ANT=Y

Type	Freq(Hz)	Level(dBuV/m)	Limit(dBuV/m)	Margin(dB)	Factor(dB)	Dist(m)	Pol.(H/V)	Azimuth(°)	Height(m)	Comments
PK	30M	31.22	40.00	-8.78	-4.59	3	V	NaN	NaN	-
PK	165.8M	27.99	43.50	-15.51	-10.03	3	V	NaN	NaN	-
PK	227.88M	27.33	46.00	-18.67	-9.42	3	V	NaN	NaN	-
PK	395.44M	31.58	46.00	-14.42	-2.62	3	V	NaN	NaN	-
PK	499.48M	36.88	46.00	-9.12	-1.33	3	V	NaN	NaN	-
PK	600.36M	38.47	46.00	-7.53	-0.22	3	V	NaN	NaN	-

802.11ac VHT80-BF_Nss1,(MCS0)_4TX

5775MHz_Adapter

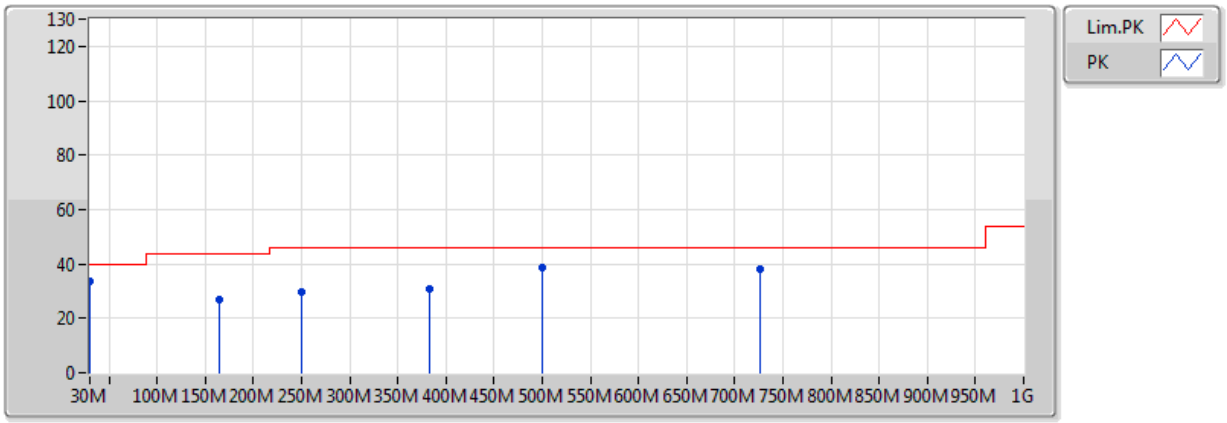

EUT=Z,ANT=Y

Type	Freq(Hz)	Level(dBuV/m)	Limit(dBuV/m)	Margin(dB)	Factor(dB)	Dist(m)	Pol.(H/V)	Azimuth(°)	Height(m)	Comments
PK	30M	33.89	40.00	-6.11	-4.59	3	H	NaN	NaN	-
PK	163.86M	27.12	43.50	-16.38	-10.00	3	H	NaN	NaN	-
PK	249.22M	29.66	46.00	-16.34	-6.93	3	H	NaN	NaN	-
PK	383.08M	30.69	46.00	-15.31	-3.03	3	H	NaN	NaN	-
PK	499.48M	38.44	46.00	-7.56	-1.33	3	H	NaN	NaN	-
PK	725.99M	38.22	46.00	-7.78	0.88	3	H	NaN	NaN	-