

HOME SYSTEM BLUETOOH SPEAKER

USER MANUAL

BT210

WELCOME

Thank you for purchasing BT210, Home System Bluetooh Speaker

BT210 speaker delivers impact wireless audio by Bluetooth® wireless technology. It's perfectly compatible with any phone, music player, tablet or laptop allows u share music whenever you want.

BUTTON INSTRUCTION

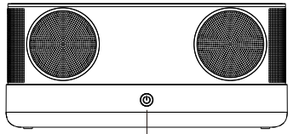

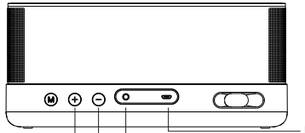

POWER ON
Press " ⏻ " to turn on/ off the device.
BLUETOOTH BUTTON
Press " **M** " to Bluetooth off.
VOLUME CONTROLS
Short Press the " + "or " - " to increase or decrease volume.
Long Press the " + "or " - " to previous song or next song.

BT210 allows you connected wirelessly or via 3.5mm audio cable.

BLUETOOTH CONNECTION

Press " ⏻ " to turn on the speaker until the has notice voice and LED light flashes blue. Then it's ready to pair.

Turn on the Bluetooth on your devices to add, search or scan for devices, select "ARISEN WindBox". Enter passcode "0000" if it ask. Voice notice appear when connected successfully.

AUX-IN

Use the audio line to connect the devices and the speaker. Just jack the cable into to make audio play.

* Notice: when it under AUX-IN situation, the control panel will not work. And built-in microphone also only works when connected via Bluetooth®.

SPECIFICATION

- Bluetooth 4.2 ClassII, support A2DP V1.2, AVRCP V1.4profiles
- Maximum Output: 10W*2
- Chanel: dual channel
- S/N ratio:≥80db
- Frequency range: 60Hz-20KHz
- Distortion THD: ≤1%
- Speaker unit: Diameter 48mm, inner magnetic 4Ω, 12W
- Music format: MP3, WAV, APE, FLAC, WMA
- Battery: built-in lithium battery, 7.4V/2000mAh
- Charging voltage/Current: 5V±0.25V/0.5A-2A
- Working time: 7~10 hours（vary with volume）
- Product size: 230*63*102mm

LED LIGHT SITUATION

- Bluetooth Mode: Blue light keep on for connection status;
- Code mode, blue light flashes quickly;
- Line in mode: green light on;
- Low power status: red light flashes (please charge it under this status);
- Charging mode: red light;
- Charging completed: Green light .

TROUBLE SHOOTING

1. My mobile phone can't find any new Bluetooth device?

- Make sure the bluetooth speaker has entered pairing mode;
- Ensure the speaker is within the effective working range;

2.Bluetooth devices can't pair up

- Make sure your mobile phone allows new connection, did not reach the maximum allowed connection number, please ref to your mobile's user manual
- Make sure the pairing password entered is "0000'. If your are using a Bluetooth transmitter device, please ensure the responding password of your Bluetooth transmitter supports "0000" code.
- Turn off the speaker and your device, then power up and reconnect.

FCC Statement

This device complies with Part 15 of the FCC rules. Operation is subject to the following two conditions: 1) this device may not cause harmful interference, and 2) this device must accept any interference received, including interference that may cause undesired operation.
Note: This equipment has been tested and found to comply with the limits for a Class B digital device, pursuant to part 15 of the FCC Rules. These limits are designed to provide reasonable protection against harmful interference in a residential installation. This equipment generates uses and can radiate radio frequency energy and, if not installed and used in accordance with the instructions, may cause harmful interference to radio communications. However, there is no guarantee that interference will not occur in particular installation. If this equipment does cause harmful interference to radio or television reception, which can be determined by turning the equipment off and on, the user is encouraged to try to correct the interference by one or more of the following measures:
--Reorient or relocate the receiving antenna.
--Increase the separation between the equipment and receiver.
--Connect the equipment into an outlet on a circuit different from that to which the receiver is connected.
--Consult the dealer or an experienced radio/TV technician for help.
Changes or modifications not expressly approved by the party responsible for compliance could void the user's authority to operate the equipment.

FCC Radiation Exposure Statement

This modular complies with FCC RF radiation exposure limits set forth for an uncontrolled environment. This transmitter must not be co-located or operating in conjunction with any other antenna or transmitter.