cardo
communication in motion

Bluetooth
5.2

PACKTALK EDGE

POCKET GUIDE

EN/DE/FR/IT

SOUND BY JBL

DYNAMIC MESH COMMUNICATION

OPERATED BY NATURAL VOICE

cardo CONNECT APP

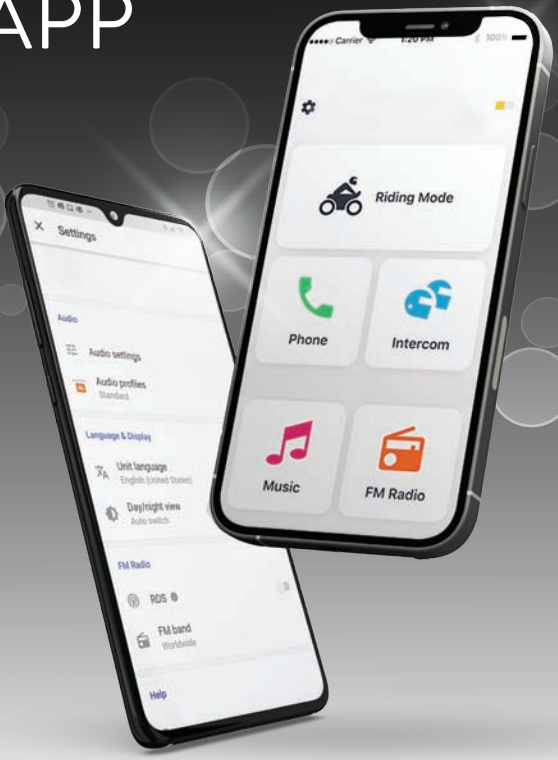

Cardo Connect App

Download on the App Store

GET IT ON Google Play

Table of Contents | Inhaltsverzeichnis | Table des matières | Sommario

1-2
Getting Started | Erste Schritte | Démarrage | Iniziared

3
Cardo Connect App

4
General | Allgemein | Fonctions générales | Generale

5-6
Radio

7
Music | Musik | Musique | Musica

8
Switch Source | Quelle wechseln | Changer de source | Cambia sorgente

9
Phone Call | Telefongespräch | Appel téléphonique | Telefonata

10
DMC Intercom | DMC-Sprechanlage | Intercom DMC | Interfono DMC

Advanced Features | Erweiterte Funktionen | Fonctionnalités avancées | Funzionalità avanzate

11
Music Sharing | Musik teilen | Partage de musique | Condivisione della musica

12
DMC Intercom | DMC-Sprechanlage | Intercom DMC | Interfono DMC

13
Phone Call | Telefongespräch | Appel téléphonique | Telefonata

14
GPS Pairing | GPS-Kopplung | Appairage GPS | GPS Pairing

15
Universal Bluetooth intercom | Universelles Bluetooth-Kommunikationssystem | Intercom Bluetooth universel | Interfono Bluetooth universale

16
Reboot | Neustart | Redémarrer | Riavvia

17-20
Voice Commands - Always On! | Sprachbefehle – immer an! | Commandes vocales - Toujours activé ! | Comandi vocali: sempre attivi!

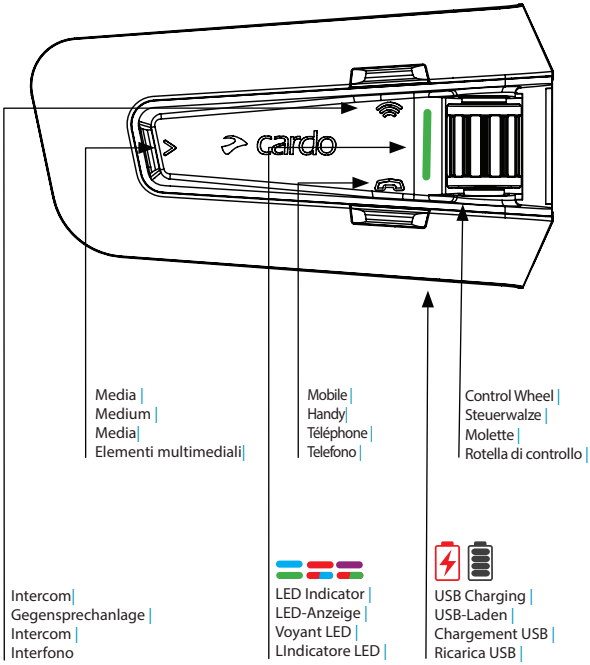

Press & Hold |
Gedrückt halten |
Appuyez & Maintenez |
Tieni premuto

Number of Taps |
Anzahl der Tipps |
Nombre de clics |
Numero di tocchi

On / Off | Ein / Aus | On / Off | Acceso/Spento

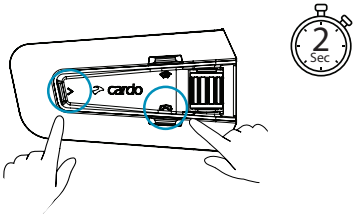

Phone Pairing | Telefon-Kopplung | Appairage au téléphone | Abbinamento telefono

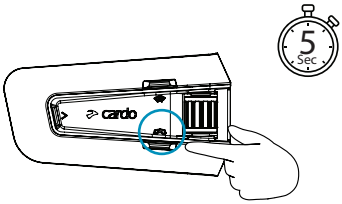

*LED **Red** & **Blue** | LED **Rot** und **Blau** | LED **Rouge** & **Bleu** | LED **rosso** e **blu***

Download | Download | Télécharger | Scarica

Download on the App Store

GET IT ON Google Play

Register | Registrieren | S'enregistrer | Registrati

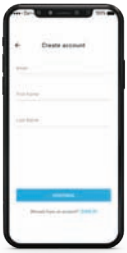

Choose Language | Sprache auswählen | Choisir langue | Scegli la lingua

Update Software | Update Software | Actualisation du logiciel | Aggiornamento software

Volume Up | Lautstärke erhöhen | Augmenter le volume | Alza il volume

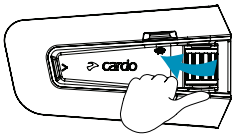

Volume Down | Lautstärke verringern | Baisser le volume | Abbassa il volume

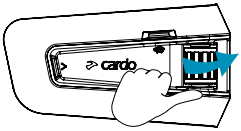

Mute / Unmute Microphone | Mikrofon stumm-/einschalten | Activer/désactiver le micro | Disattiva/Riattiva microfono

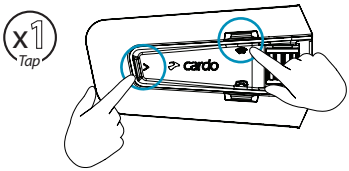

Voice Assistant | Sprachassistent | Assistant vocal | Assistente vocale

Hey Siri

Google Assistant

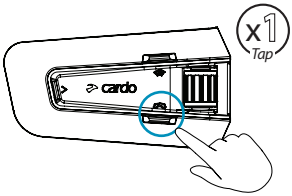

Set Presets | Voreinstellungen festlegen | Définir les préréglages | Imposta stazioni

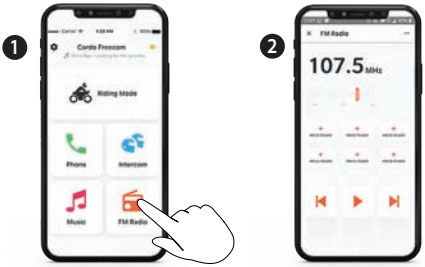

On | Ein | On | Acceso

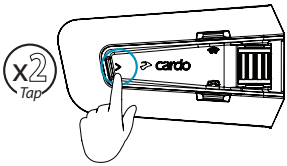

Off | Aus | Off | Spento

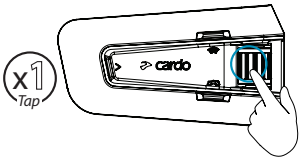

Next Preset | Nächte Voreinstellung | Préréglage suivant | Stazione successiva

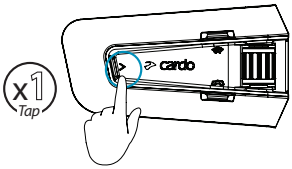

Previous Preset | Frühere Voreinstellung | Préréglage précédent | Stazione precedente

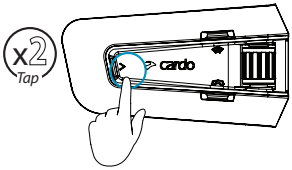

Start Scan | Suchlauf starten | Commencer la recherche | Inizia scansione

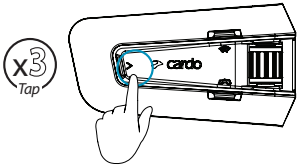

Stop Scan | Suchlauf beenden | Arrêter la recherche | Interrompi scansionen

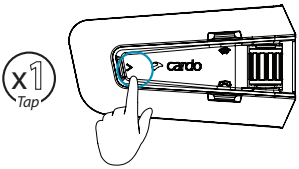

Play | Abspielen | Marche | Riproduci

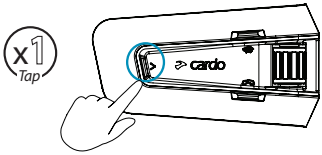

Pause | Pause | Pause | Pausa

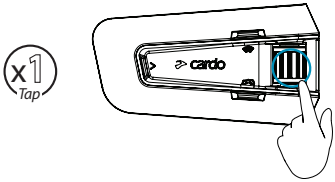

Next | Weiter | Suivant | Successiva

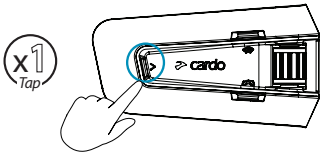

Previous | Zurück | Précédent | Precedente

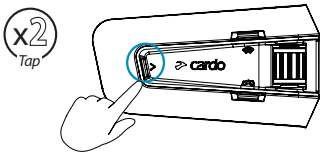

Music to Radio | Musik zu Radio | Musique vers radio | Da musica a radio

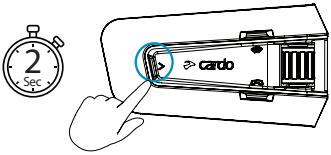

Radio to Music | Radio zu Musik | Radio vers musique | Da radio a musica



Answer | Antwortenr | Répondre | Rispondi

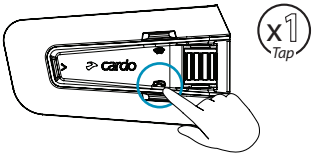

Ignore | Ignorieren | Ignorer | Ignora

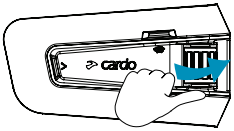

End Call | Anruf beenden | Raccrocher | Termina chiamata

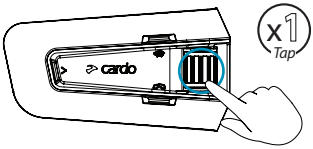

Redial | Wahl wiederholen | Recomposer le numéro | Ricomponi

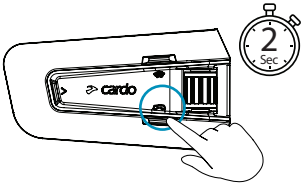

Grouping | Gruppierung | Regroupement | Raggruppamento

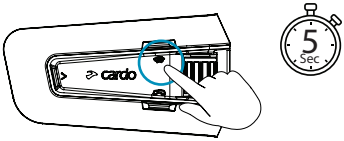

*LED **Red** & **Green** | LED **Rot** und **Grün** |*
*LED **Rouge** & **Vert** | LED **rosso** e **verde***

Grouping Success | Gruppierungserfolg |
Regroupement réussi | Raggruppamento riuscito

*LED **Purple** | LED **Lila** |*
*LED **violet** | LED **viola***

Mute / Unmute Group | Gruppe stumm-/einschalten | Activer/dés-activer le groupe | Attiva/Disattiva l'audio del gruppo

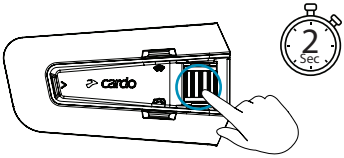

Share Call | Anruf teilen | Partager l'appel | Condividi chiamata

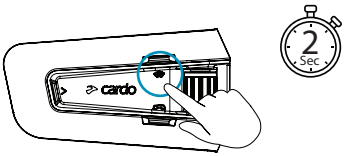

Music Sharing | Musik teilen | Partage de musique | Condivisione della musica

Set Sharing Partner | Freigabepartner festlegen | Définir le partenaire de partage | Imposta partner di condivisione

1

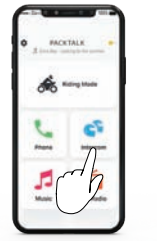

2

3

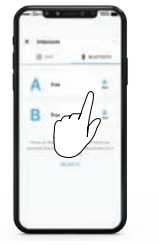

4

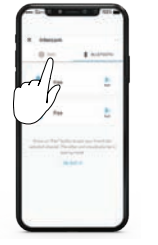

Start / Stop Sharing | Freigabe starten/beenden | Démarrer/Arrêter le partage | Avvia/Arresta condivisione |

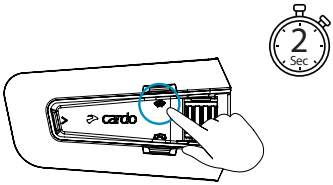

Fonctionnalités avancées | Funzionalità avanzate

DMC Intercom | DMC-Sprechanlage | Intercom DMC | Interfono DMC

Set Private Chat Partner | Privatchat-Partner festlegen |
Définir un partenaire de chat privé | Imposta partner di chat privata |

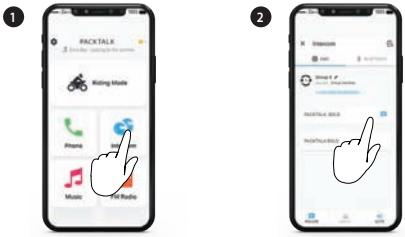

Start / Stop Private Chat | Privaten Chat starten/stoppen |
Démarrer/arrêter le chat privé | Avvia/Arresta chat privata |

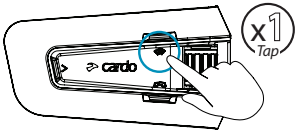

Add Bluetooth passenger | Bluetooth-Beifahrer hinzufügen |
Ajouter un passager Bluetooth | Aggiungi passeggero Bluetooth

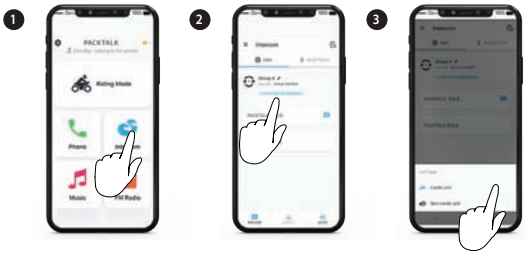

Start / Stop Passenger | Fahrgast starten/stoppen |
Démarrer/Arrêter le passager | Avvia/Arresta passeggero |

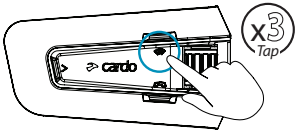

Phone Call | Telefongespräch | Appel téléphonique | Telefonata

Set Speed Dial | Kurzwahl einstellen | Définir la numérotation abrégée | Imposta selezione rapida

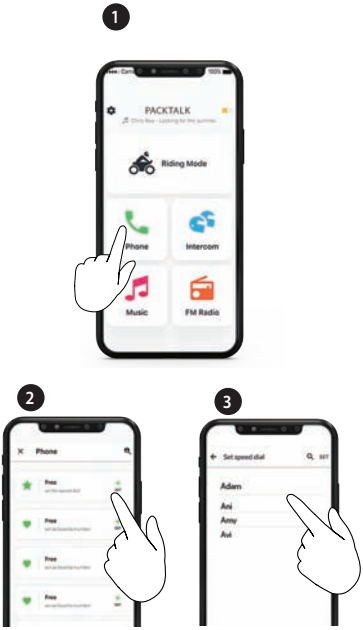

Call Speed Dial | Kurzwahl anwählen | Appel numérotation rapide | Chiama composizione veloce

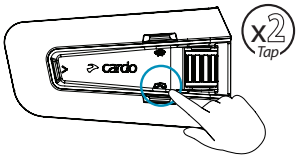

GPS Pairing | GPS-Kopplung | Appairage GPS | GPS Pairing

1 Step 1 | Schritt 1 | Étape 1 | Passo 1

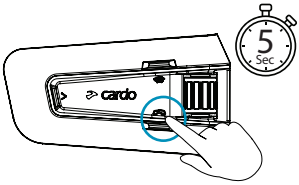

*LED **Red** & **Blue** | LED **Rot** und **Grün** |*
*LED **Rouge** & **Bleu** | LED **rosso** e **blu***

2 Step 2 | Schritt 2 | Étape 2 | Passo 2

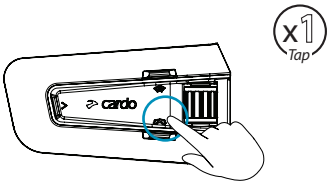

*LED **Red** & **Green** | LED **Rot** und **Grün** |*
*LED **Rouge** & **Vert** | LED **rosso** e **verde***

3 Step 3 | Schritt 3 | Étape 3 | Passo 3

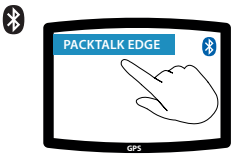

Universal Bluetooth intercom | Universelles Bluetooth-Kommunikationssystem | Intercom Bluetooth universel | Interfono Bluetooth universale

Bluetooth Intercom Pairing | Bluetooth-Sprechanlagekopplung | Couplage de l'intercom Bluetooth | Accoppiamento interfono Bluetooth

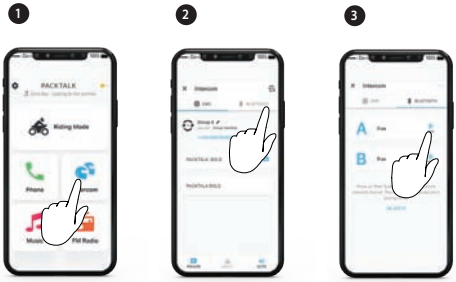

Start / Stop Intercom | Sprechanlage starten/stoppen | Démarrer/Arrêter l'interphone | Avvia/Arresta interfono

Rider A | Fahrer A | Pilote A | Pilota A

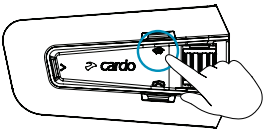

x1 Tap

Start / Stop Intercom | Sprechanlage starten/stoppen | Démarrer/Arrêter l'interphone | Avvia/Arresta interfono

Rider B | Fahrer B | Pilote B | Pilota B

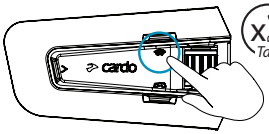

x2 Tap

Fonctionnalités avancées | Funzionalità avanzate

Reboot | Neustart | Redémarrer | Riavvia

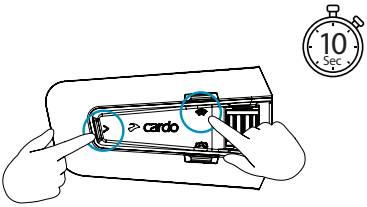

Factory Reset | Auf Werkseinstellungen zurücksetzen | Réinitialisation des paramètres d'usine | Ripristino delle impostazioni di fabbrica

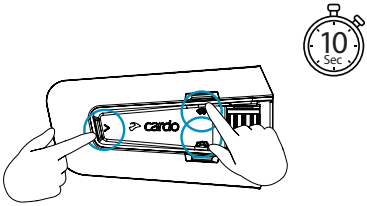

E English

- **Answer**
- **Ignore**
- "Hey Cardo, **end call**"
- "Hey Cardo, **speed dial**"
- "Hey Cardo, **redial number**"

- "Hey Cardo, **music on**"
- "Hey Cardo, **music off**"
- "Hey Cardo, **next track**"
- "Hey Cardo, **previous track**"
- "Hey Cardo, **share music**"

- "Hey Cardo, **radio on**"
- "Hey Cardo, **radio off** "
- "Hey Cardo, **next station**"
- "Hey Cardo, **previous station**"

- "Hey Cardo, **call intercom**"
- "Hey Cardo, **end intercom**"

- **"Hey Siri"**
- **"OK Google"**

- "Hey Cardo, **volume up**"
- "Hey Cardo, **volume down**"
- "Hey Cardo, **mute audio**"
- "Hey Cardo, **unmute audio**"
- "Hey Cardo, **mute microphone**"
- "Hey Cardo, **unmute microphone**"

- "Hey Cardo, **battery status**"

*For Bluetooth intercom only

D Deutsch

- **Antworten**
- **Ignorieren**
- "Hey Cardo, **anruf beenden** "
- "Hey Cardo, **kurzwahl** "
- "Hey Cardo, **wahlwiederholung** "

- "Hey Cardo, **musik an** "
- "Hey Cardo, **musik aus** "
- "Hey Cardo, **titel vor**"
- "Hey Cardo, **titel zurück**"
- "Hey Cardo, **musik teilen**"

- "Hey Cardo, **radio an** "
- "Hey Cardo, **radio aus** "
- "Hey Cardo, **sender vor**"
- "Hey Cardo, **sender zurück**"

- "Hey Cardo, **interkom start** "
- "Hey Cardo, **Interkom stop**"

- **"Hey Siri"**
- **"Okay Google"**

- "Hey Cardo, **lauter**"
- "Hey Cardo, **leiser**"
- "Hey Cardo, **stumm ein**"
- "Hey Cardo, **stumm aus**"
- "Hey Cardo, **Mikrofon stumm schalten**"
- "Hey Cardo, **Mikrofon einschalten**"

- "Hey Cardo, **Akkustatus**"

*Nur für Bluetooth-Sprechanlage

F Français

- **Réponds**
- **Ignore**
- “Hey Cardo, **raccroche**”
- “Hey Cardo, **numéro favori** ”
- “Hey Cardo, **rappelle le numéro**”

- “Hey Cardo, **allume la musique** ”
- “Hey Cardo, **éteins la musique**”
- “Hey Cardo, **morceau suivant**”
- “Hey Cardo, **morceau précédent**”
- “Hey Cardo, **partage la musique**”

- “Hey Cardo, **allume la radio**”
- “Hey Cardo, **éteins la radio**”
- “Hey Cardo, **station suivante**”
- “Hey Cardo, **station précédente**”

- “Hey Cardo, **appelle l’intercom**”
- “Hey Cardo, **quitte l’intercom**”

- **“Dis Siri”**
- **“Ok Google”**

- “Hey Cardo, **augmente le volume”**
- “Hey Cardo, **baisse le volume**”
- “Hey Cardo, **coupe le son**”
- “Hey Cardo, **active le son**”
- “Hey Cardo, **coupe le micro**”
- “Hey Cardo, **active le micro**”

- “Hey Cardo, **niveau de batterie** ”

*Pour l'interphone Bluetooth uniquement

Italiano

- **Pronto**
- **Ignora**
- "Ciao Cardo, **termina chiamata**"
- "Ciao Cardo, **selezione rapida**"
- "Ciao Cardo, **ricomponi il numero**"

- "Ciao Cardo, **accendi la musica**"
- "Ciao Cardo, **spegni la musica**"
- "Ciao Cardo, **traccia successiva**"
- "Ciao Cardo, **traccia precedente**"
- "Ciao Cardo, **condividi musica**"

- "Ciao Cardo, **accendi la radio**"
- "Ciao Cardo, **spegni la radio**"
- "Ciao Cardo, **stazione successiva**"
- "Ciao Cardo, **stazione precedente**"

- "Ciao Cardo, **chiama interfono**"
- "Ciao Cardo, **termina interfono**"

- **"Ehi Siri"**
- **"Okay Google"**

- "Ciao Cardo, **alza il volume**"
- "Ciao Cardo, **abbassa il volume**"
- "Ciao Cardo, **silenzia audio**"
- "Ciao Cardo, **riattiva audio**"
- "Ciao Cardo, **disattiva microfono**"
- "Ciao Cardo, **riattiva microfono**"

- "Ciao Cardo, **livello della batteria**"

*Solo per interfono Bluetooth

cardo
communication in motion

cardosystems.com

Download on the App Store

GET IT ON Google Play

Cardo Connect App

Cardosystems.com/update

Cardosystems.com/support

MAN00584 MAN POCKET GUIDE FOR PT EDGE EN/DE/FR/IT_A02

Measurements

booklet close

90mm

180mm

booklet open

180mm

180mm

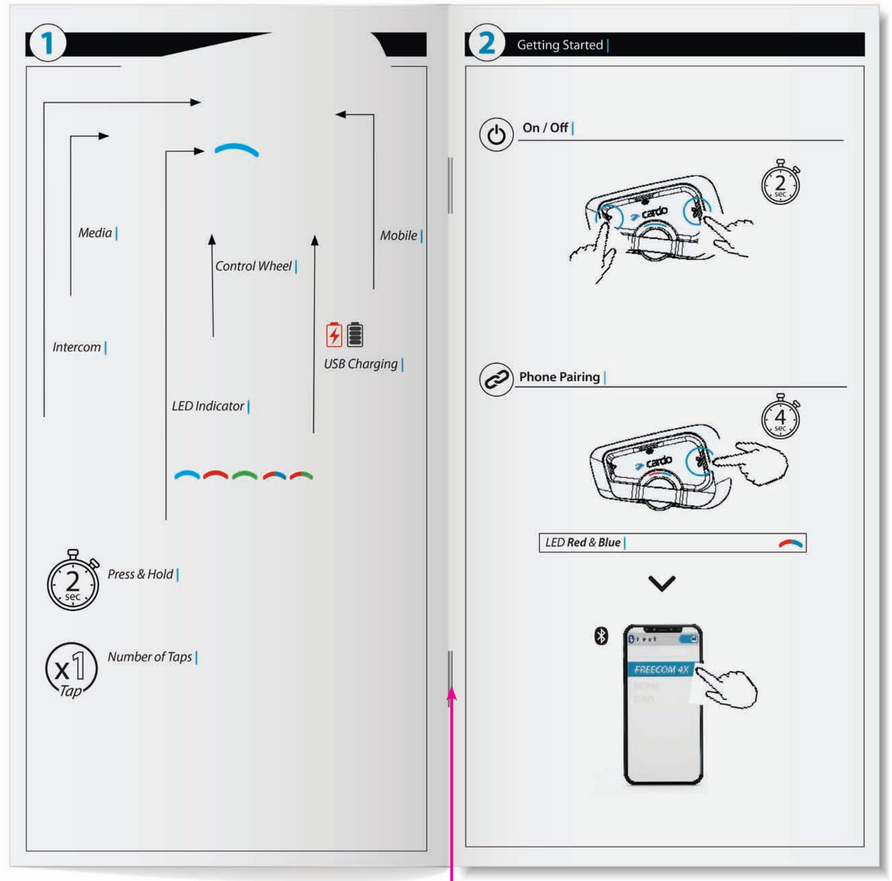

pins

TYPE APPROVAL			
P/N	MAN00584		
DESCRIPTION	POCKET GUIDE		
FILE NAME	MAN00584 MAN POCKET GUIDE FOR PT EDGE EN/DE/FR/IT_A02		
LANGUAGE	EN/DE/FR/IT		
PRODUCT TYPE	MANUAL -		
MATERIAL	P2 C4+4 90gr glossy art paper folded - **Booklet with pins**		
PRINTING PROCESS	COLOR: CMYK		
SECONDARY PROCESS			
ATTACHED FILES	1. GRAPHIC FILE - PDF		
MEASUREMENT	OPEN :180mm*180mm , CLOSE: 90mm -180mm		
CLIENTS/ DISTRIBUTOR			
SPECIAL REQUIREMENT			
REVISION	DESCRIPTION	DATE	NAME
A02	FINAL	29.08.2021	Guy

Rev	Change Description	Date	Approved by
draft	first version	13.5.2021	almog
A01	add content	22.07.2021	guy
A02	change some content and add 2 pages	29.08.2021	Katy/ilia