# Appendix A

## ➢ Test Setup Photograph

**<AC Power Line Conducted Emission>**

Description： Front View of Conducted Emission Test Setup



Description： Back View of Conducted Emission Test Setup



**<Radiated Emission>**

Description: Front View of Radiated Emission Test Setup (30 MHz ~ 1 GHz)



Description: Back View of Radiated Emission Test Setup (30 MHz ~ 1 GHz)



Description： Front View of Radiated Emission Test Setup (Above 1 GHz)



Description： Back View of Radiated Emission Test Setup (Above 1 GHz)