802.11ax HE80 UNII 2C		Rate	ANT1 Measured Power(dBm)	ANT2 Measured Power(dBm)	CCD Measured Power(dBm)	Limit (dBm)	Power Level Setting
Frequency [MHz]	Channel No.						
5530	106	MCS0	15.26	16.10	18.71	24	15.5
		MCS1	15.31	16.11	18.74		
		MCS2	15.36	16.10	18.76		
		MCS3	15.40	16.16	18.81		
		MCS4	15.09	16.04	18.60		
		MCS5	15.29	16.13	18.74		
		MCS6	15.33	16.08	18.73		
		MCS7	15.49	16.05	18.79		
		MCS8	15.42	16.25	18.87		
		MCS9	15.50	16.17	18.86		
		MCS10	15.37	16.12	18.77		
		MCS11	15.38	16.21	18.83		
5610 (1)	122	MCS0	18.58	18.20	21.40	24	18.5
		MCS1	18.58	18.23	21.42		
		MCS2	18.51	18.19	21.36		
		MCS3	18.58	18.21	21.41		
		MCS4	18.45	18.04	21.26		
		MCS5	18.49	18.13	21.32		
		MCS6	18.43	18.08	21.27		
		MCS7	18.43	18.02	21.24		
		MCS8	18.63	18.13	21.40		
		MCS9	18.53	18.04	21.30		
		MCS10	18.47	18.07	21.28		
		MCS11	18.58	18.10	21.36		
5690*	138*	MCS0	18.73	17.99	21.39	24	18.5
		MCS1	18.76	17.99	21.40		
		MCS2	18.54	18.03	21.30		
		MCS3	18.57	18.01	21.31		
		MCS4	18.48	17.84	21.18		
		MCS5	18.56	17.86	21.23		
		MCS6	18.52	17.89	21.23		
		MCS7	18.51	17.88	21.22		
		MCS8	18.72	18.10	21.43		
		MCS9	18.65	18.00	21.35		
		MCS10	18.60	17.98	21.31		
		MCS11	18.69	18.10	21.42		

'*' Straddle Channel
The result in the band is total power integrated across an entire U-NII band without regard to 26 dB points.

Note :
1. The frequency channel at 5610 MHz does not operate in Canada
2. The output power results in the table a include the spectrum offset, which is a combination loss of the attenuator and the cable used for testing

This document may not be copied or reproduced (reprinted) without written consent by Hyundai C-Tech, Inc. dba HCT America, Inc.
Hyundai C-Tech, Inc. dba HCT America, Inc., 1726 Ringwood Avenue, San Jose, CA 95131, USA. TEL: +1-510-933-8848 FAX: +1-510-933-8849

9.4 POWER SPECTRAL DENSITY

802.11a UNII 2A		ANT1 Measured Power (dBm) + Duty Factor (dB)	ANT2 Measured Power (dBm) + Duty Factor (dB)	CDD Result (dBm)	Limit (dBm)
Frequency (MHz)	Channel No.				
5260	48	6.947	7.173	10.07	11 dBm/MHz
5300	60	7.076	7.097	10.10	
5320	64	7.168	7.292	10.24	

802.11n HT20 UNII 2A		ANT1 Measured Power (dBm) + Duty Factor (dB)	ANT2 Measured Power (dBm) + Duty Factor (dB)	CDD Result (dBm)	Limit (dBm)
Frequency (MHz)	Channel No.				
5260	48	6.958	7.350	10.17	11 dBm/MHz
5300	60	7.181	7.397	10.30	
5320	64	6.438	7.398	9.95	

802.11ac VHT20 UNII 2A		ANT1 Measured Power (dBm) + Duty Factor (dB)	ANT2 Measured Power (dBm) + Duty Factor (dB)	CDD Result (dBm)	Limit (dBm)
Frequency (MHz)	Channel No.				
5260	48	6.895	7.140	10.03	11 dBm/MHz
5300	60	6.719	7.478	10.13	
5320	64	6.600	7.025	9.83	

802.11ax HE20 UNII 2A		ANT1 Measured Power (dBm) + Duty Factor (dB)	ANT2 Measured Power (dBm) + Duty Factor (dB)	CDD Result (dBm)	Limit (dBm)
Frequency (MHz)	Channel No.				
5260	48	7.155	7.630	10.41	11 dBm/MHz
5300	60	7.529	7.478	10.51	
5320	64	7.131	7.461	10.31	

This document may not be copied or reproduced (reprinted) without written consent by Hyundai C-Tech, Inc. dba HCT America, Inc.
Hyundai C-Tech, Inc. dba HCT America, Inc., 1726 Ringwood Avenue, San Jose, CA 95131, USA. TEL: +1-510-933-8848 FAX: +1-510-933-8849

802.11n HT40 UNII 2A		ANT1 Measured Power (dBm) + Duty Factor (dB)	ANT2 Measured Power (dBm) + Duty Factor (dB)	CDD Result (dBm)	Limit (dBm)
Frequency (MHz)	Channel No.				
5270	54	4.644	4.629	7.65	11 dBm/MHz
5310	62	1.510	2.469	5.03	

802.11ac VHT40 UNII 2A		ANT1 Measured Power (dBm) + Duty Factor (dB)	ANT2 Measured Power (dBm) + Duty Factor (dB)	CDD Result (dBm)	Limit (dBm)
Frequency (MHz)	Channel No.				
5270	54	4.644	5.060	7.87	11 dBm/MHz
5310	62	1.510	2.310	4.94	

802.11ax HE40 UNII 2A		ANT1 Measured Power (dBm) + Duty Factor (dB)	ANT2 Measured Power (dBm) + Duty Factor (dB)	CDD Result (dBm)	Limit (dBm)
Frequency (MHz)	Channel No.				
5270	54	4.661	5.226	7.96	11 dBm/MHz
5310	62	1.395	2.255	4.86	

802.11ac VHT80 UNII 2A		ANT1 Measured Power (dBm) + Duty Factor (dB)	ANT2 Measured Power (dBm) + Duty Factor (dB)	CDD Result (dBm)	Limit (dBm)
Frequency (MHz)	Channel No.				
5290	58	-1.664	-1.303	1.53	11 dBm/MHz

802.11ax HE80 UNII 2A		ANT1 Measured Power (dBm) + Duty Factor (dB)	ANT2 Measured Power (dBm) + Duty Factor (dB)	CDD Result (dBm)	Limit (dBm)
Frequency (MHz)	Channel No.				
5290	58	-1.756	-1.541	1.36	11 dBm/MHz

Note :

1. The output power results in the table and the plot include the spectrum offset, which is a combination loss of the attenuator and the cable used for testing

This document may not be copied or reproduced (reprinted) without written consent by Hyundai C-Tech, Inc. dba HCT America, Inc.
Hyundai C-Tech, Inc. dba HCT America, Inc., 1726 Ringwood Avenue, San Jose, CA 95131, USA. TEL: +1-510-933-8848 FAX: +1-510-933-8849

UNII 2C Band

802.11a UNII 2C		ANT1 Measured Power (dBm) + Duty Factor (dB)	ANT2 Measured Power (dBm) + Duty Factor (dB)	CDD Result (dBm)	Limit (dBm)
Frequency (MHz)	Channel No.				
5500	100	6.111	6.037	9.08	11 dBm/MHz
5580	116	7.101	6.802	9.96	
5700	140	4.250	4.000	7.14	
5740*	144	7.340	6.175	9.81	

802.11n HT20 UNII 2C		ANT1 Measured Power (dBm) + Duty Factor (dB)	ANT2 Measured Power (dBm) + Duty Factor (dB)	CDD Result (dBm)	Limit (dBm)
Frequency (MHz)	Channel No.				
5500	100	5.413	5.684	8.56	11 dBm/MHz
5580	116	6.438	6.278	9.37	
5700	140	4.611	3.688	7.18	
5740*	144	7.100	6.457	9.80	

802.11ac VHT20 UNII 2C		ANT1 Measured Power (dBm) + Duty Factor (dB)	ANT2 Measured Power (dBm) + Duty Factor (dB)	CDD Result (dBm)	Limit (dBm)
Frequency (MHz)	Channel No.				
5500	100	5.787	5.646	8.73	11 dBm/MHz
5580	116	7.442	6.278	9.91	
5700	140	3.973	3.531	6.77	
5740*	144	6.674	6.195	9.45	

802.11ax HE20 UNII 2C		ANT1 Measured Power (dBm) + Duty Factor (dB)	ANT2 Measured Power (dBm) + Duty Factor (dB)	CDD Result (dBm)	Limit (dBm)
Frequency (MHz)	Channel No.				
5500	100	6.021	5.806	8.93	11 dBm/MHz
5580	116	7.610	6.686	10.18	
5700	140	4.534	4.094	7.33	
5740*	144	7.219	6.000	9.66	

'*' : Straddle Channels

Note :

1. The output power results in the table and the plot include the spectrum offset, which is a combination loss of the attenuator and the cable used for testing

This document may not be copied or reproduced (reprinted) without written consent by Hyundai C-Tech, Inc. dba HCT America, Inc.
Hyundai C-Tech, Inc. dba HCT America, Inc., 1726 Ringwood Avenue, San Jose, CA 95131, USA. TEL: +1-510-933-8848 FAX: +1-510-933-8849

802.11n HT40 UNII 2C		ANT1 Measured Power (dBm) + Duty Factor (dB)	ANT2 Measured Power (dBm) + Duty Factor (dB)	CDD Result (dBm)	Limit (dBm)
Frequency (MHz)	Channel No.				
5510	102	1.459	0.979	4.24	11 dBm/MHz
5550	110	4.622	4.371	7.51	
5670	134	3.497	2.548	6.06	
5710*	142	4.711	3.991	7.38	

802.11ac VHT40 UNII 2C		ANT1 Measured Power (dBm) + Duty Factor (dB)	ANT2 Measured Power (dBm) + Duty Factor (dB)	CDD Result (dBm)	Limit (dBm)
Frequency (MHz)	Channel No.				
5510	102	1.318	1.215	4.28	11 dBm/MHz
5550	110	4.555	4.422	7.50	
5670	134	3.377	2.663	6.04	
5710*	142	4.591	3.484	7.08	

802.11ax HE40 UNII 2C		ANT1 Measured Power (dBm) + Duty Factor (dB)	ANT2 Measured Power (dBm) + Duty Factor (dB)	CDD Result (dBm)	Limit (dBm)
Frequency (MHz)	Channel No.				
5510	102	1.202	1.356	4.29	11 dBm/MHz
5550	110	4.590	4.366	7.49	
5670	134	3.073	2.186	5.66	
5710*	142	4.238	3.645	6.96	

802.11ac VHT80 UNII 2C		ANT1 Measured Power (dBm) + Duty Factor (dB)	ANT2 Measured Power (dBm) + Duty Factor (dB)	CDD Result (dBm)	Limit (dBm)
Frequency (MHz)	Channel No.				
5530	106	-1.997	-0.859	1.62	11 dBm/MHz
5610 (1)	122	0.863	1.261	4.08	
5690*	138	1.882	1.040	4.49	

802.11ax HE80 UNII 2C		ANT1 Measured Power (dBm) + Duty Factor (dB)	ANT2 Measured Power (dBm) + Duty Factor (dB)	CDD Result (dBm)	Limit (dBm)
Frequency (MHz)	Channel No.				
5530	106	-1.847	-0.795	1.72	11 dBm/MHz
5610 (1)	122	1.608	1.399	4.52	
5690*	138	0.805	1.679	4.27	

Note :

1. The frequency channel at 5610 MHz does not operate in Canada
2. The output power results in the table and the plot include the spectrum offset, which is a combination loss of the attenuator and the cable used for testing

'*' : Straddle Channels

This document may not be copied or reproduced (reprinted) without written consent by Hyundai C-Tech, Inc. dba HCT America, Inc.
Hyundai C-Tech, Inc. dba HCT America, Inc., 1726 Ringwood Avenue, San Jose, CA 95131, USA. TEL: +1-510-933-8848 FAX: +1-510-933-8849

▣ TEST PLOT :

802.11ax PSD (CH 60) : UNII 2A – ANT1	802.11ax PSD (CH 60) : UNII 2A – ANT2
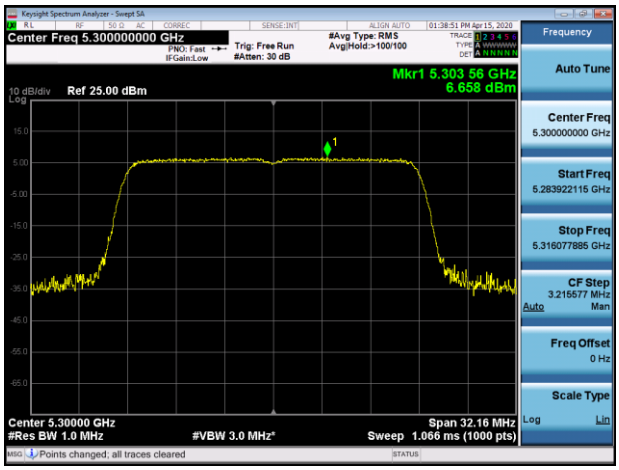	
802.11ax PSD (CH 116) : UNII 2C – ANT1	**802.11ax PSD (CH 116) : UNII 2C – ANT2**
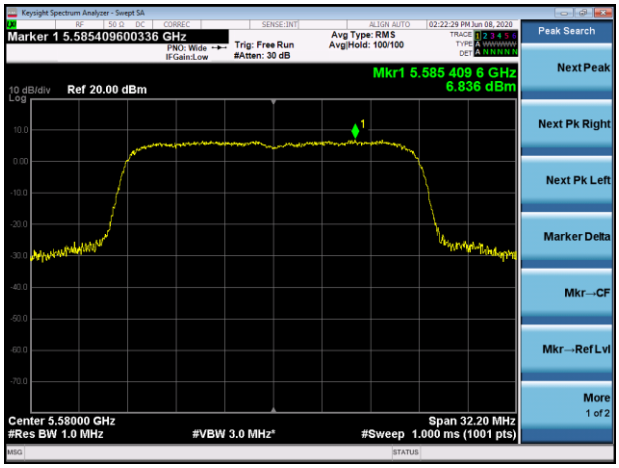	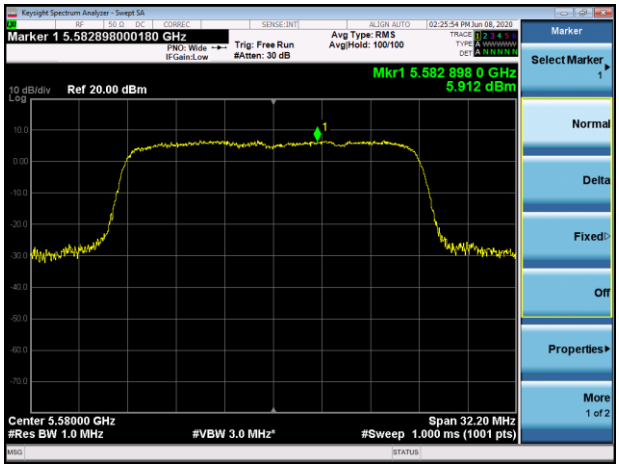

Note :

The worst-case plots are shown in this report.

This document may not be copied or reproduced (reprinted) without written consent by Hyundai C-Tech, Inc. dba HCT America, Inc.
Hyundai C-Tech, Inc. dba HCT America, Inc., 1726 Ringwood Avenue, San Jose, CA 95131, USA. TEL: +1-510-933-8848 FAX: +1-510-933-8849

9.5 FREQUENCY STABILITY

Operating Band : U-NII Band 2A
Operating Frequency : 5,320,000,000 Hz (CH 64)
Reference Voltage : 57 VDC

Voltage (%)	Power (VDC)	Temp (°C)	Frequency error (ppm)			
			0 minutes	2 minutes	5 minutes	10 minutes
100%	57	+20 (Ref)	-2.81	-2.38	-2.72	2.63
100%		-30	-6.82	-6.88	-6.79	-6.62
100%		-20	-3.92	-3.47	-3.53	-3.67
100%		-10	-2.18	-2.22	-2.42	-2.36
100%		0	-3.52	-3.33	-4.21	-3.52
100%		+10	-2.28	-3.32	-2.79	-2.85
100%		+30	-0.29	-0.22	-0.27	-0.34
100%		+40	0.31	0.38	0.73	0.65
100%		+50	5.28	5.37	6.75	7.11
115%	65.55	+20	-2.78	-2.78	-2.75	-2.77
85%	48.45	+20	-2.75	-2.75	-2.77	-2.75

Operating Band : U-NII Band 2C
Operating Frequency : 5,500,000,000 Hz (CH 100)
Reference Voltage : 57 VDC

Voltage (%)	Power (VDC)	Temp (°C)	Frequency error (ppm)			
			0 minutes	2 minutes	5 minutes	10 minutes
100%	57	+20 (Ref)	-2.85	-2.88	-2.85	-2.88
100%		-30	-5.12	-5.02	-5.72	-5.11
100%		-20	-5.32	-5.38	-5.33	-5.74
100%		-10	-3.58	-3.52	-3.55	-3.59
100%		0	-1.01	-1.10	-1.07	-1.03
100%		+10	-1.13	-1.22	-1.38	-1.17
100%		+30	-1.54	-1.52	-1.57	-1.52
100%		+40	1.71	1.83	1.71	1.73
100%		+50	2.13	2.18	2.21	2.11
115%	65.55	+20	-2.41	-2.41	-2.41	-2.44
85%	48.45	+20	-2.37	-2.38	-2.37	-2.36

Note:
According to the results of the frequency stability test above, the frequency deviation measured are very small. The channels at the band edge should remain in-band when the maximum measured frequency error noted during the frequency stability tests is applied. Therefore, the Radio frequency should remain in-band during operation over the temperature and voltage range as tested.

This document may not be copied or reproduced (reprinted) without written consent by Hyundai C-Tech, Inc. dba HCT America, Inc.
Hyundai C-Tech, Inc. dba HCT America, Inc., 1726 Ringwood Avenue, San Jose, CA 95131, USA. TEL: +1-510-933-8848 FAX: +1-510-933-8849

9.6 RADIATED SPURIOUS EMISSIONS

Frequency Range : 9 kHz – 30MHz

CH 52

Frequency (MHz)	Polarization	Reading (dBuV)	Corr.[1)] (dB)	Total (dBuV/m)	Limit (dBuV/m)	Margin (dB)	Measurement Type
0.036	H	10.8	20.8	31.6	116.5	84.9	QP
0.036	V	10.3	20.9	31.2	116.5	85.3	QP
0.153	V	-8.4	19.8	11.4	103.9	92.5	QP
0.155	H	2.6	19.8	22.4	103.8	81.4	QP

CH 100

Frequency (MHz)	Polarization	Reading (dBuV)	Corr.[1)] (dB)	Total (dBuV/m)	Limit (dBuV/m)	Margin (dB)	Measurement Type
0.036	H	10.7	20.9	31.6	116.5	84.9	QP
0.036	V	8.2	20.9	29.1	116.5	87.4	QP
0.154	V	-9.0	19.8	10.8	103.8	93.0	QP
0.155	H	0.9	19.8	20.7	103.8	83.1	QP

Notes:
1. The measurement distance is 3 meters.
2. Distance extrapolation factor = 40 log (specific distance / test distance) (dB)
3. Limit line = Specific Limits (dBuV) + Distance extrapolation factor
4. Correction Factor: Antenna Factor + Cable loss
5. The other Frequencies are attenuated more than 20 dB below the permissible limits.
   In order to simplify the report, attached worst-case mode result.

This document may not be copied or reproduced (reprinted) without written consent by Hyundai C-Tech, Inc. dba HCT America, Inc.
Hyundai C-Tech, Inc. dba HCT America, Inc., 1726 Ringwood Avenue, San Jose, CA 95131, USA. TEL: +1-510-933-8848 FAX: +1-510-933-8849

Frequency Range : Below 1 GHz

CH 52

Frequency (MHz)	Polarization	Reading (dBuV)	Corr.[1)] (dB)	Total (dBuV/m)	Limit (dBuV/m)	Margin (dB)	Measurement Type
31.067	H	29.2	-0.4	28.8	40	11.2	QP
34.559	V	24.8	-2.9	21.9	40	18.1	QP
499.998	H	36.2	-2.1	34.1	46	11.9	QP
500.007	V	36.6	-2.1	34.5	46	11.5	QP
624.980	H	33.4	-0.2	33.2	46	12.8	QP
625.014	V	39.5	-0.2	39.3	46	6.7	QP

CH 60

Frequency (MHz)	Polarization	Reading (dBuV)	Corr.[1)] (dB)	Total (dBuV/m)	Limit (dBuV/m)	Margin (dB)	Measurement Type
31.067	H	29.5	-0.4	29.1	40	10.9	QP
34.559	V	24.5	-2.9	21.6	40	18.4	QP
500.025	H	35.8	-2.1	33.7	46	12.3	QP
500.018	V	36.3	-2.1	34.2	46	11.8	QP
625.006	H	34.0	-0.2	33.8	46	12.2	QP
624.993	V	39.7	-0.2	39.5	46	6.5	QP

CH 64

Frequency (MHz)	Polarization	Reading (dBuV)	Corr.[1)] (dB)	Total (dBuV/m)	Limit (dBuV/m)	Margin (dB)	Measurement Type
31.067	H	29.3	-0.4	28.9	40	11.1	QP
31.067	V	30.3	-0.4	29.9	40	10.1	QP
34.559	V	24.3	-2.9	21.4	40	18.6	QP
500.005	V	36.4	-2.1	34.3	46	11.7	QP
500.025	H	36.1	-2.1	34.0	46	12.0	QP
624.994	V	39.7	-0.2	39.5	46	6.5	QP
625.000	H	34.1	-0.2	33.9	46	12.1	QP

Notes:

1. Correction Factor: Antenna Factor + Cable loss + Preamplifier Gain

This document may not be copied or reproduced (reprinted) without written consent by Hyundai C-Tech, Inc. dba HCT America, Inc.
Hyundai C-Tech, Inc. dba HCT America, Inc., 1726 Ringwood Avenue, San Jose, CA 95131, USA. TEL: +1-510-933-8848 FAX: +1-510-933-8849

Frequency Range : Below 1 GHz

CH 100

Frequency (MHz)	Polarization	Reading (dBuV)	Corr.[1)] (dB)	Total (dBuV/m)	Limit (dBuV/m)	Margin (dB)	Measurement Type
30.679	V	30.1	-0.2	29.9	40	10.1	QP
31.067	H	31.4	-0.4	31.0	40	9.0	QP
33.686	V	25.4	-2.3	23.1	40	16.9	QP
499.984	H	35.4	-2.1	33.3	46	12.7	QP
499.995	V	37.1	-2.1	35.0	46	11.0	QP
625.001	H	34.1	-0.2	33.9	46	12.1	QP
625.004	V	39.5	-0.2	39.3	46	6.7	QP

CH 110

Frequency (MHz)	Polarization	Reading (dBuV)	Corr.[1)] (dB)	Total (dBuV/m)	Limit (dBuV/m)	Margin (dB)	Measurement Type
30.679	V	28.7	-0.2	28.5	40	11.5	QP
31.067	H	31.2	-0.4	30.8	40	9.2	QP
33.684	V	24.9	-2.3	22.6	40	17.4	QP
499.997	H	36.1	-2.1	34.0	46	12.0	QP
499.993	V	37.0	-2.1	34.9	46	11.1	QP
625.008	H	33.9	-0.2	33.7	46	12.3	QP
624.998	V	39.4	-0.2	39.2	46	6.8	QP

CH 144

Frequency (MHz)	Polarization	Reading (dBuV)	Corr.[1)] (dB)	Total (dBuV/m)	Limit (dBuV/m)	Margin (dB)	Measurement Type
30.678	V	30.5	-0.2	30.3	40	9.7	QP
31.070	H	32.6	-0.4	32.2	40	7.8	QP
33.492	V	24.7	-2.1	22.6	40	17.4	QP
500.001	H	36.0	-2.1	33.9	46	12.1	QP
500.004	V	37.0	-2.1	34.9	46	11.1	QP
625.008	H	33.9	-0.2	33.7	46	12.3	QP
625.007	V	39.4	-0.2	39.2	46	6.8	QP

Notes:

1. Correction Factor: Antenna Factor + Cable loss + Preamplifier Gain

This document may not be copied or reproduced (reprinted) without written consent by Hyundai C-Tech, Inc. dba HCT America, Inc.
Hyundai C-Tech, Inc. dba HCT America, Inc., 1726 Ringwood Avenue, San Jose, CA 95131, USA. TEL: +1-510-933-8848 FAX: +1-510-933-8849

Frequency Range : Above 1 GHz

CH 52

Frequency (MHz)	Polarization	Reading (dBuV)		Factor (dB)	Level (dBuV/m)		Limit (dBuV/m)		Margin (dB)	
		AV	PK	Corr.[1)]	AV	PK	AV	PK	AV	PK
10520.00	V	29.7	43.1	6.5	36.2	49.6	54	68.2	17.8	18.6
10516.58	H	30.1	43.5	6.4	36.5	49.9	54	68.2	17.5	18.3

CH 60

Frequency (MHz)	Polarization	Reading (dBuV)		Factor (dB)	Level (dBuV/m)		Limit (dBuV/m)		Margin (dB)	
		AV	PK	Corr.[1)]	AV	PK	AV	PK	AV	PK
10564.39	H	29.5	42.8	6.6	36.1	49.4	54	68.2	17.9	18.8
10564.60	V	29.5	42.3	6.6	36.1	48.9	54	68.2	17.9	19.3

CH 64

Frequency (MHz)	Polarization	Reading (dBuV)		Factor (dB)	Level (dBuV/m)		Limit (dBuV/m)		Margin (dB)	
		AV	PK	Corr.[1)]	AV	PK	AV	PK	AV	PK
10640.22	H	29.0	42.2	6.5	35.5	48.7	54	68.2	18.5	19.5
10639.99	V	29.0	42.1	6.5	35.5	48.6	54	68.2	18.5	19.6

Notes:

1. Correction Factor: Antenna Factor + Cable loss + Preamplifier Gain
2. AV Level = Measured Power(dBm) + Correction Factor(dB) + Duty Cycle Factor(dB). However, duty factor was not applied in this case because there was no harmonic observed

This document may not be copied or reproduced (reprinted) without written consent by Hyundai C-Tech, Inc. dba HCT America, Inc.
Hyundai C-Tech, Inc. dba HCT America, Inc., 1726 Ringwood Avenue, San Jose, CA 95131, USA. TEL: +1-510-933-8848 FAX: +1-510-933-8849

Frequency Range : Above 1 GHz

CH 100

Frequency (MHz)	Polarization	Reading (dBuV)		Factor (dB)	Level (dBuV/m)		Limit (dBuV/m)		Margin (dB)	
		AV	PK	Corr.[1)]	AV	PK	AV	PK	AV	PK
10975.39	H	30.8	44.4	7.2	38.0	51.6	54	68.2	16.0	16.6
10975.61	V	30.8	44.1	7.2	38.0	51.3	54	68.2	16.0	16.9

CH 110

Frequency (MHz)	Polarization	Reading (dBuV)		Factor (dB)	Level (dBuV/m)		Limit (dBuV/m)		Margin (dB)	
		AV	PK	Corr.[1)]	AV	PK	AV	PK	AV	PK
11199.94	H	30.1	43.3	7.2	37.3	50.5	54	68.2	16.7	17.7
11200.07	V	30.1	43.5	7.2	37.3	50.7	54	68.2	16.7	17.5

CH 144

Frequency (MHz)	Polarization	Reading (dBuV)		Factor (dB)	Level (dBuV/m)		Limit (dBuV/m)		Margin (dB)	
		AV	PK	Corr.[1)]	AV	PK	AV	PK	AV	PK
11484.82	H	30.1	43.9	6.9	37.0	50.8	54	68.2	17.0	17.4
11422.34	V	30.4	44.3	7.1	37.5	51.4	54	68.2	16.5	16.8

Notes:

1. Correction Factor: Antenna Factor + Cable loss + Preamplifier Gain
2. AV Level = Measured Power(dBm) + Correction Factor(dB) + Duty Cycle Factor(dB). However, duty factor was not applied in this case because there was no harmonic observed

This document may not be copied or reproduced (reprinted) without written consent by Hyundai C-Tech, Inc. dba HCT America, Inc.
Hyundai C-Tech, Inc. dba HCT America, Inc., 1726 Ringwood Avenue, San Jose, CA 95131, USA. TEL: +1-510-933-8848 FAX: +1-510-933-8849

▣ TEST PLOT :

Radiated Spurious Emission 9 kHz – 30 MHz (Antenna Position 90°)

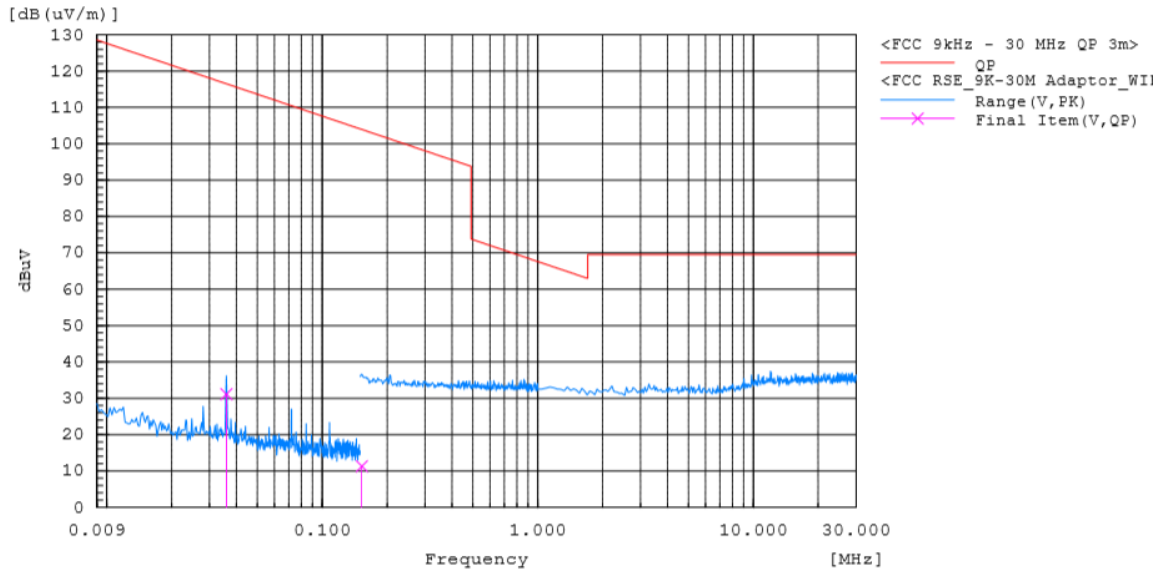

Radiated Spurious Emission 9 kHz – 30 MHz (Antenna Position 180°)

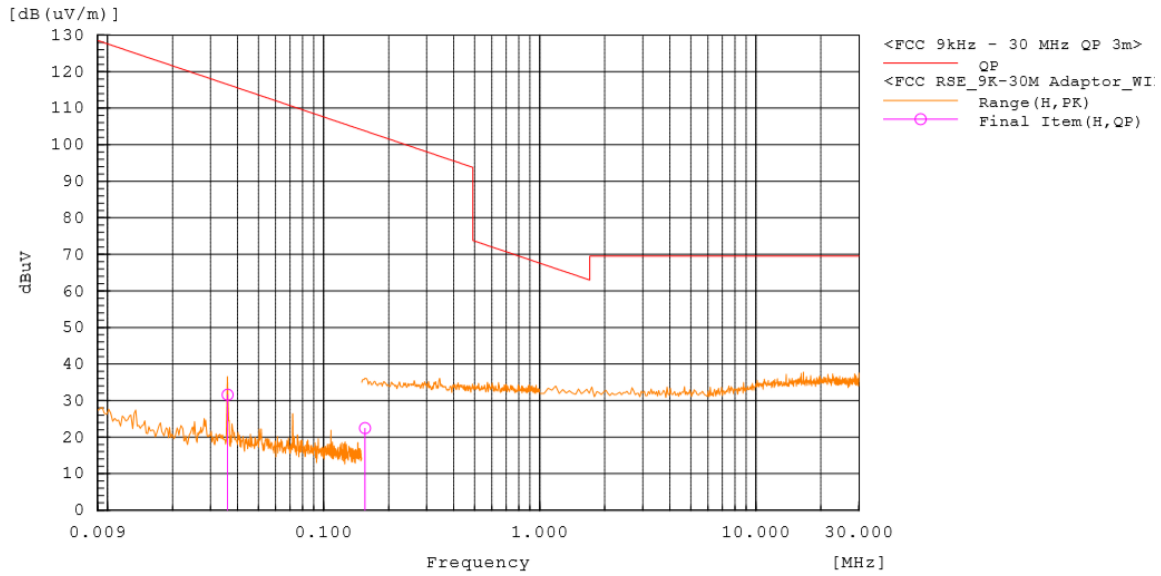

Note:
The worst-case plots are included in this report.

This document may not be copied or reproduced (reprinted) without written consent by Hyundai C-Tech, Inc. dba HCT America, Inc.
Hyundai C-Tech, Inc. dba HCT America, Inc., 1726 Ringwood Avenue, San Jose, CA 95131, USA. TEL: +1-510-933-8848 FAX: +1-510-933-8849

▣ TEST PLOT :

Radiated Spurious Emission 30 MHz – 1 GHz (CH 60)

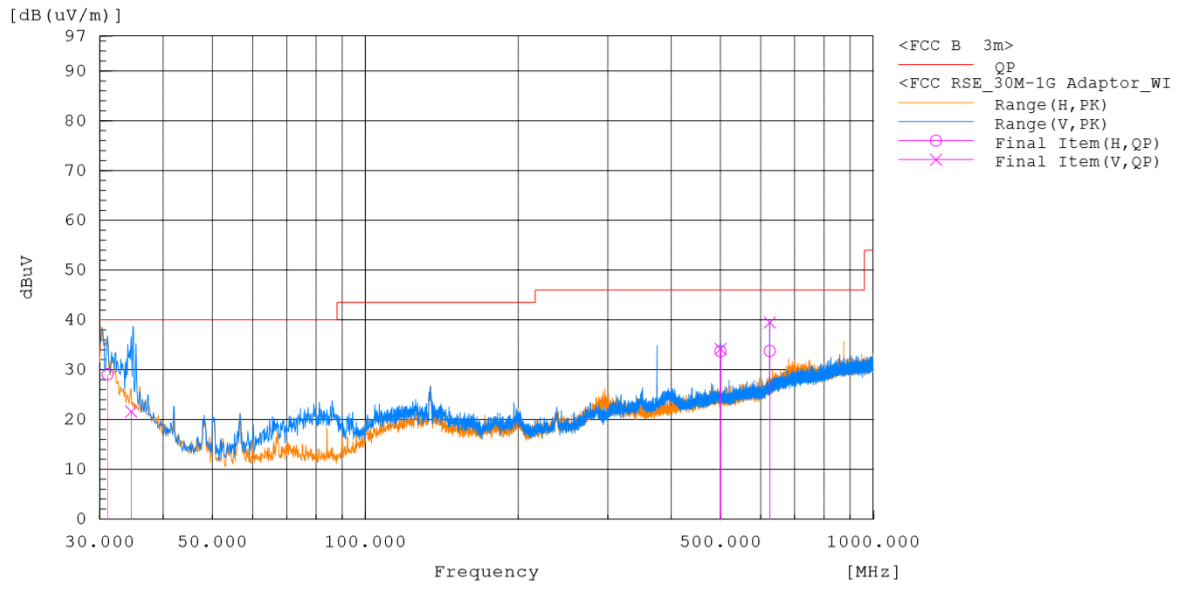

Radiated Spurious Emission 30 MHz – 1 GHz (CH 100)

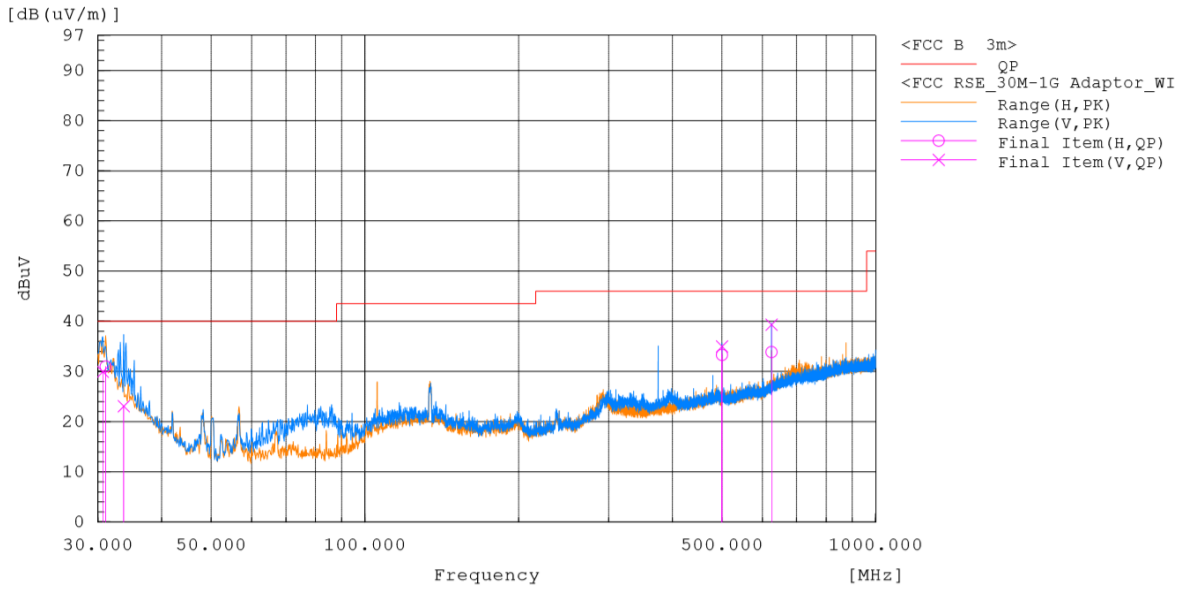

Note:
The worst-case plots are included in this report.

This document may not be copied or reproduced (reprinted) without written consent by Hyundai C-Tech, Inc. dba HCT America, Inc.
Hyundai C-Tech, Inc. dba HCT America, Inc., 1726 Ringwood Avenue, San Jose, CA 95131, USA. TEL: +1-510-933-8848 FAX: +1-510-933-8849

▣ TEST PLOT :

Radiated Spurious Emission 1 GHz - 7 GHz (CH 60)

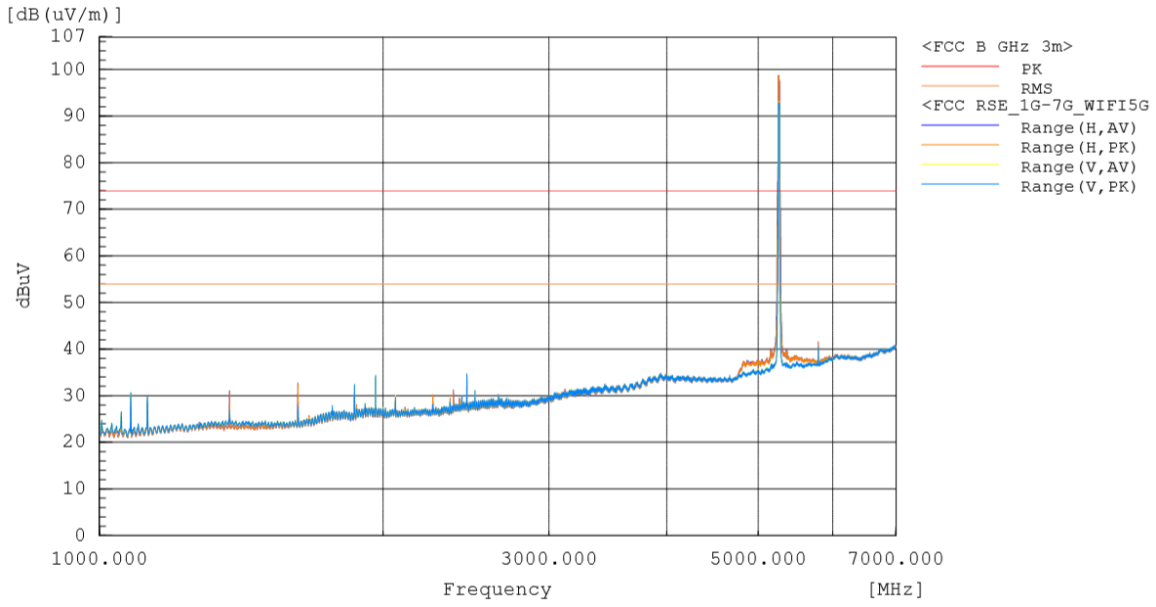

Radiated Spurious Emission 7 GHz - 18 GHz (CH 52)

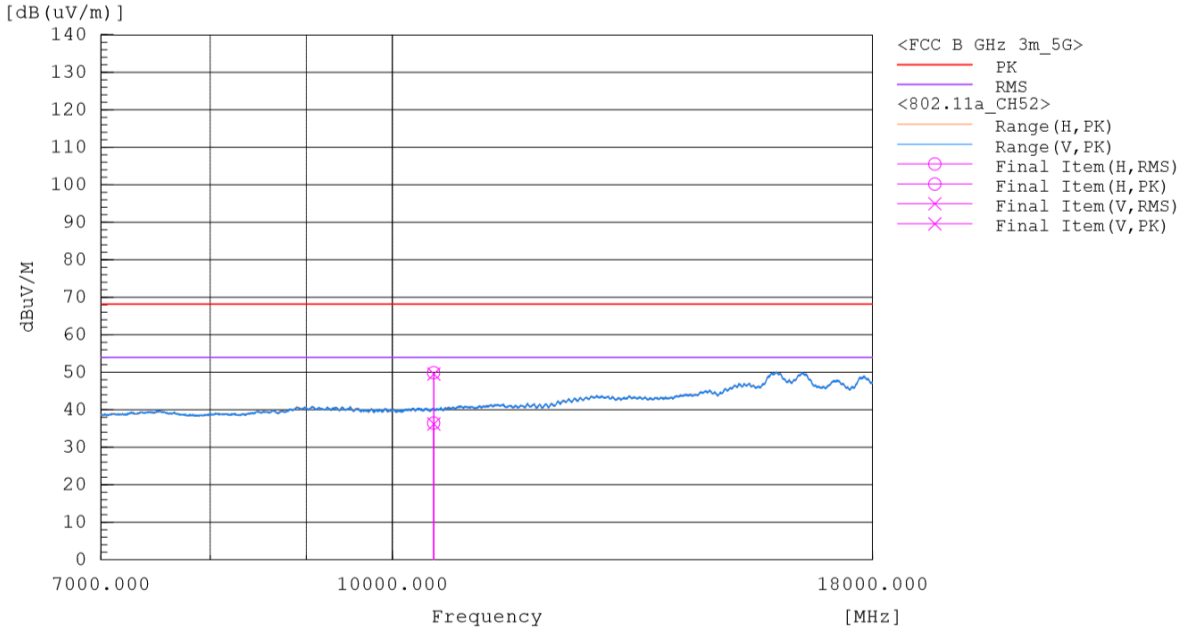

Note:
The worst-case plots are included in this report.

This document may not be copied or reproduced (reprinted) without written consent by Hyundai C-Tech, Inc. dba HCT America, Inc.
Hyundai C-Tech, Inc. dba HCT America, Inc., 1726 Ringwood Avenue, San Jose, CA 95131, USA. TEL: +1-510-933-8848 FAX: +1-510-933-8849

▣ TEST PLOT :

Radiated Spurious Emission 18 GHz – 26.5 GHz (CH 60)

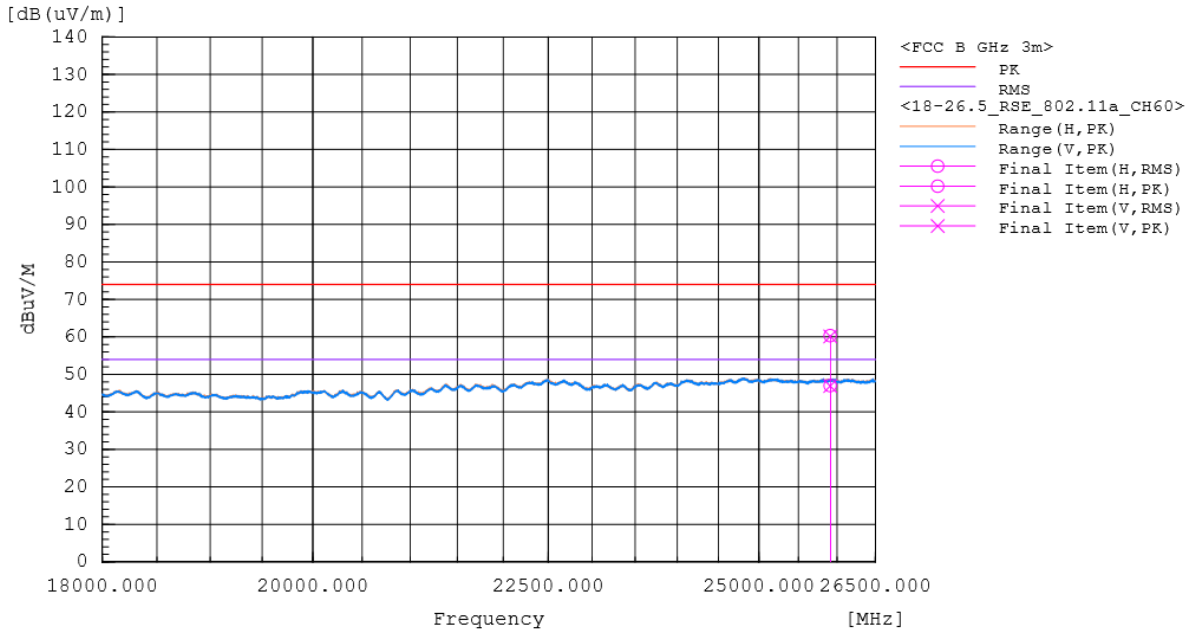

Radiated Spurious Emission 26.5 GHz – 40 GHz (CH 60)

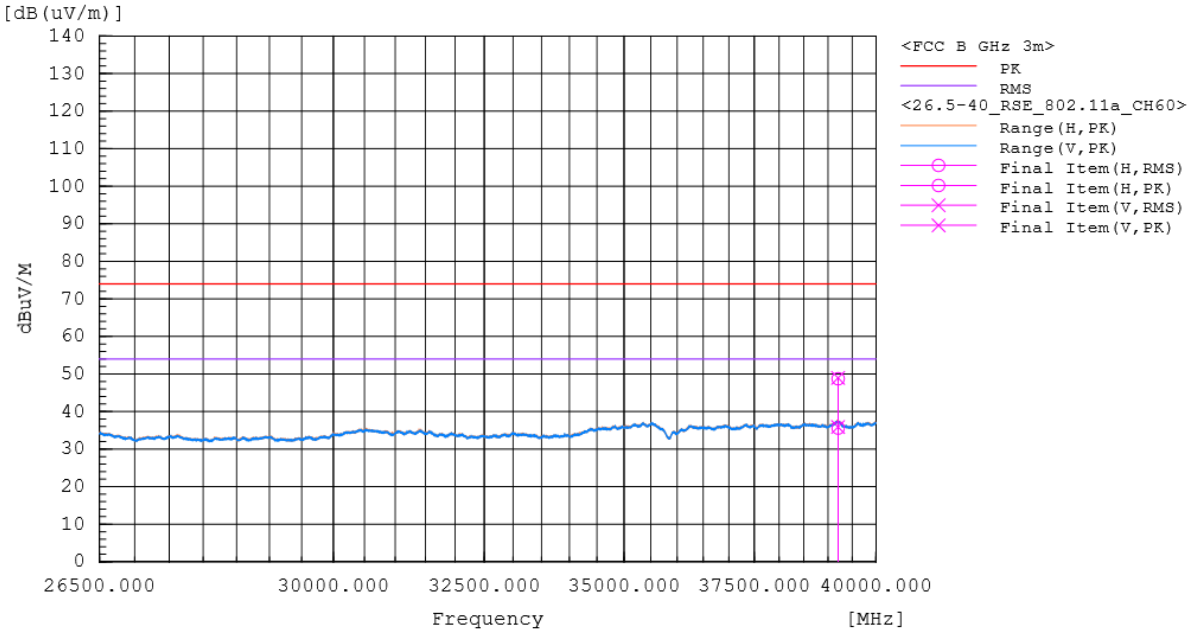

Note:
The worst-case plots are included in this report.

This document may not be copied or reproduced (reprinted) without written consent by Hyundai C-Tech, Inc. dba HCT America, Inc.
Hyundai C-Tech, Inc. dba HCT America, Inc., 1726 Ringwood Avenue, San Jose, CA 95131, USA. TEL: +1-510-933-8848 FAX: +1-510-933-8849

▣ TEST PLOT :

Radiated Spurious Emission 1 GHz - 7 GHz (CH 100)

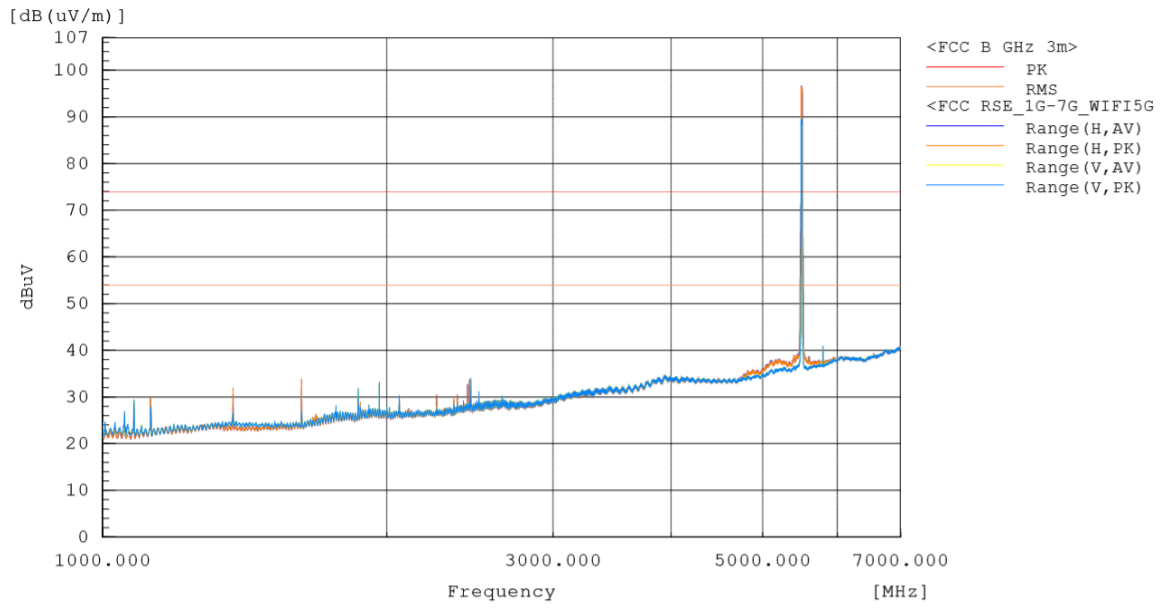

Radiated Spurious Emission 7 GHz - 18 GHz (CH 100)

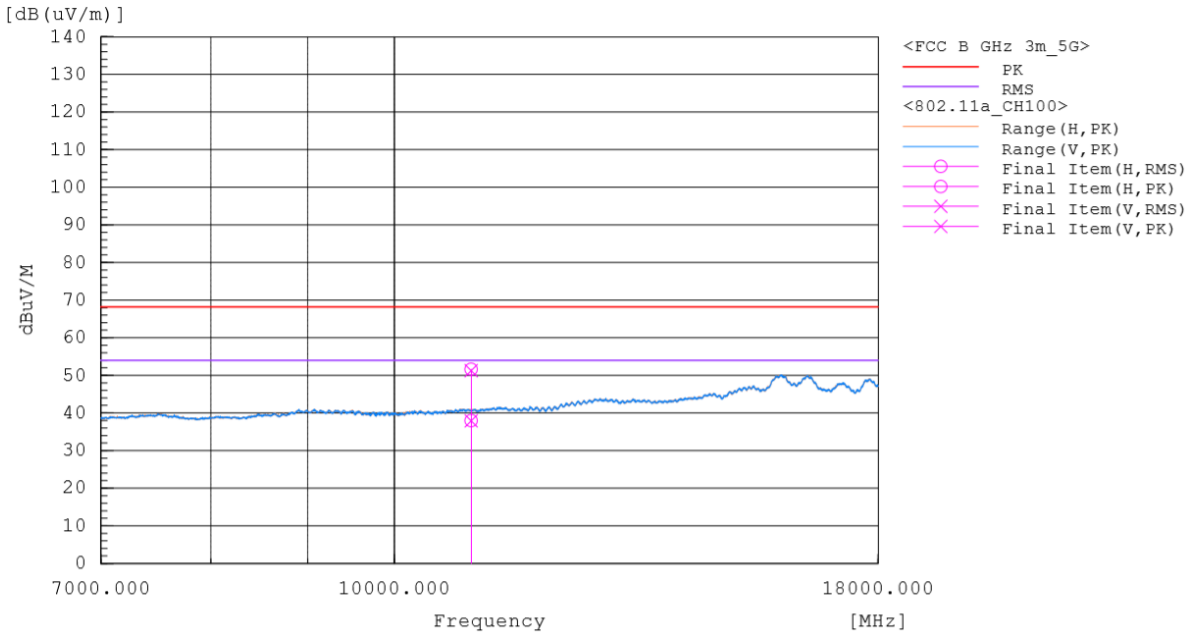

Note:
The worst-case plots are included in this report.

This document may not be copied or reproduced (reprinted) without written consent by Hyundai C-Tech, Inc. dba HCT America, Inc.
Hyundai C-Tech, Inc. dba HCT America, Inc., 1726 Ringwood Avenue, San Jose, CA 95131, USA. TEL: +1-510-933-8848 FAX: +1-510-933-8849

▣ TEST PLOT :

Radiated Spurious Emission 18 GHz – 26.5 GHz (CH 100)

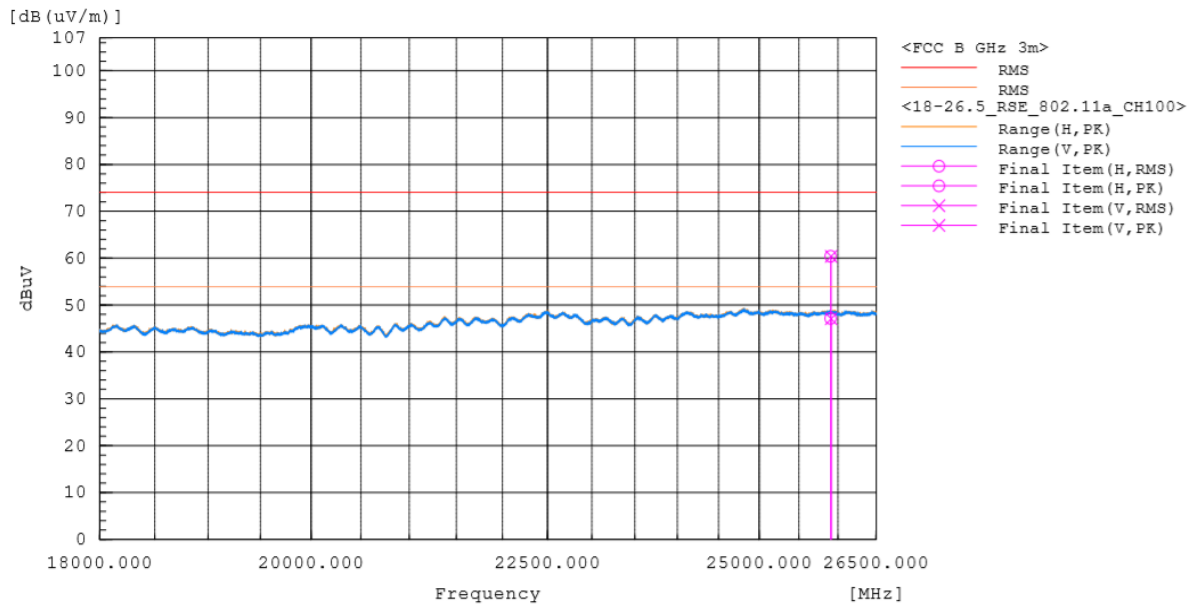

Radiated Spurious Emission 26.5 GHz – 40 GHz (CH 100)

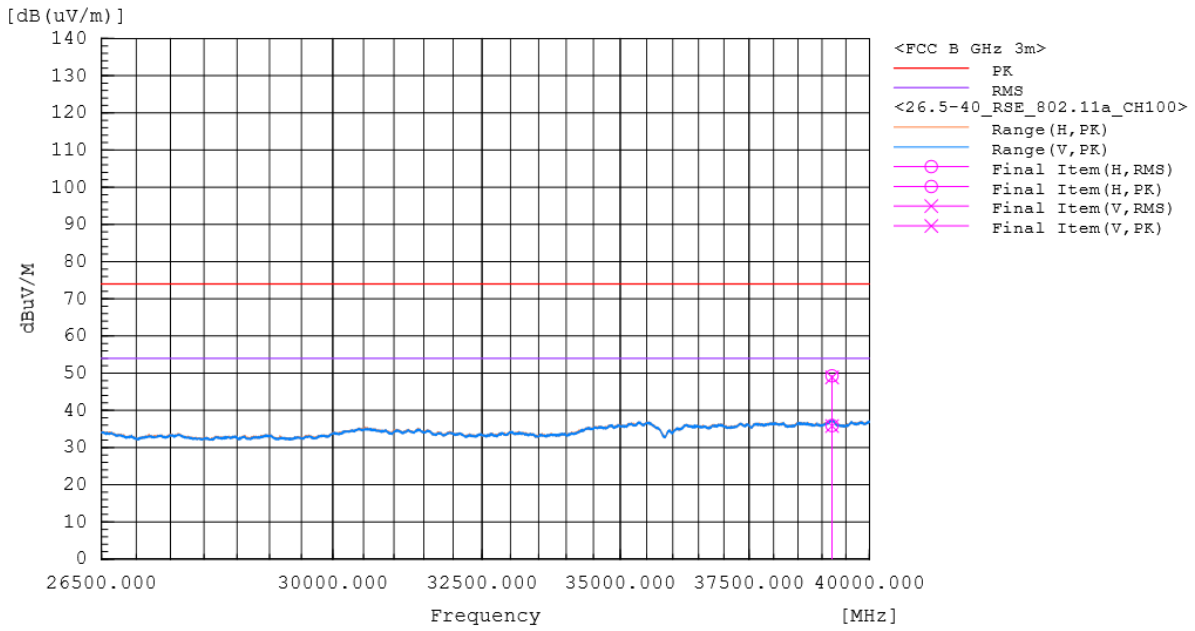

Note:
The worst-case plots are included in this report.

This document may not be copied or reproduced (reprinted) without written consent by Hyundai C-Tech, Inc. dba HCT America, Inc.
Hyundai C-Tech, Inc. dba HCT America, Inc., 1726 Ringwood Avenue, San Jose, CA 95131, USA. TEL: +1-510-933-8848 FAX: +1-510-933-8849

9.7 RADIATED RESTRICTED BAND EDGES

Operating Frequency 5320 MHz
Channel No. CH 64
Mode 802.11a (CDD)

Frequency (MHz)	Polarization	Reading (dBuV)		Factor (dB)		Level (dBuV/m)		Limit (dBuV/m)		Margin (dB)	
		AV	PK	Corr.[1)]	Duty	AV	PK	AV	PK	AV	PK
5350	H	36.8	60.7	10.9	0.81	48.5	71.6	54	74	5.5	2.4
5350	V	37.4	61.2	10.9	0.81	49.1	72.1	54	74	4.9	1.9

Operating Frequency 5320 MHz
Channel No. CH 64
Mode 802.11n HT20 (CDD)

Frequency (MHz)	Polarization	Reading (dBuV)		Factor (dB)		Level (dBuV/m)		Limit (dBuV/m)		Margin (dB)	
		AV	PK	Corr.[1)]	Duty	AV	PK	AV	PK	AV	PK
5350	V	36.7	56.8	10.9	1.44	49.0	67.7	54	74	5.0	6.3
5350	H	35.7	58.4	10.9	1.44	48.0	69.3	54	74	6.0	4.7

Notes:
1. Correction Factor: Antenna Factor + Cable loss
2. AV Level = Measured Power(dBm) + Correction Factor(dB) + Duty Cycle Factor(dB)

▣ TEST PLOTS

Radiated Band Edges 802.11a (CH 64)	Radiated Band Edges 802.11n HT20 (CH 64)
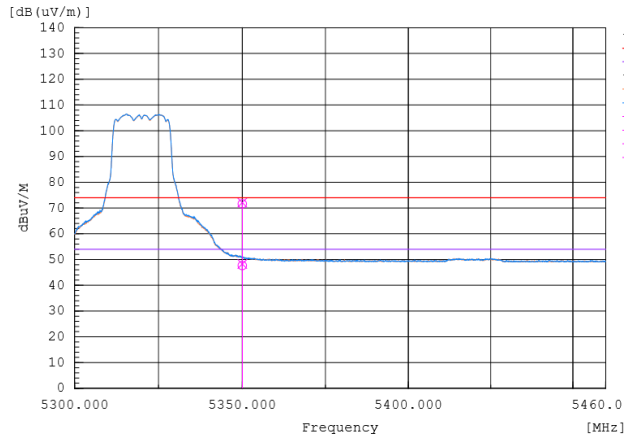	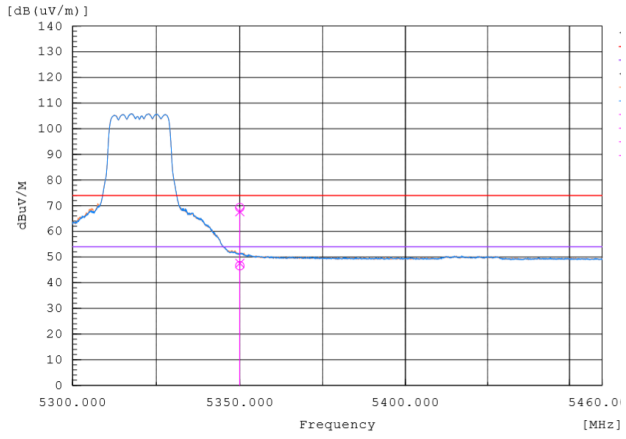

This document may not be copied or reproduced (reprinted) without written consent by Hyundai C-Tech, Inc. dba HCT America, Inc.
Hyundai C-Tech, Inc. dba HCT America, Inc., 1726 Ringwood Avenue, San Jose, CA 95131, USA. TEL: +1-510-933-8848 FAX: +1-510-933-8849

Operating Frequency 5320 MHz
Channel No. CH 64
Mode 802.11ac VHT20 (CDD)

Frequency (MHz)	Polarization	Reading (dBuV)		Factor (dB)		Level (dBuV/m)		Limit (dBuV/m)		Margin (dB)	
		AV	PK	Corr.[1)]	Duty	AV	PK	AV	PK	AV	PK
5350	H	38.2	60.3	10.9	0.57	49.7	71.2	54	74	4.3	2.8
5350	V	37.4	60.9	10.9	0.57	48.9	71.8	54	74	5.1	2.2

Operating Frequency 5320 MHz
Channel No. CH 64
Mode 802.11ax HE20 (CDD)

Frequency (MHz)	Polarization	Reading (dBuV)		Factor (dB)		Level (dBuV/m)		Limit (dBuV/m)		Margin (dB)	
		AV	PK	Corr.[1)]	Duty	AV	PK	AV	PK	AV	PK
5350	H	40.1	61.0	10.9	0.77	51.8	71.9	54	74	2.2	2.1
5350	V	40.4	61.2	10.9	0.77	52.1	72.1	54	74	1.9	1.9

Notes:
1. Correction Factor: Antenna Factor + Cable loss
2. AV Level = Measured Power(dBm) + Correction Factor(dB) + Duty Cycle Factor(dB)

▣ TEST PLOTS

Radiated Band Edges 802.11ac VHT20 (CH 64)	Radiated Band Edges 802.11ax HE20 (CH 64)
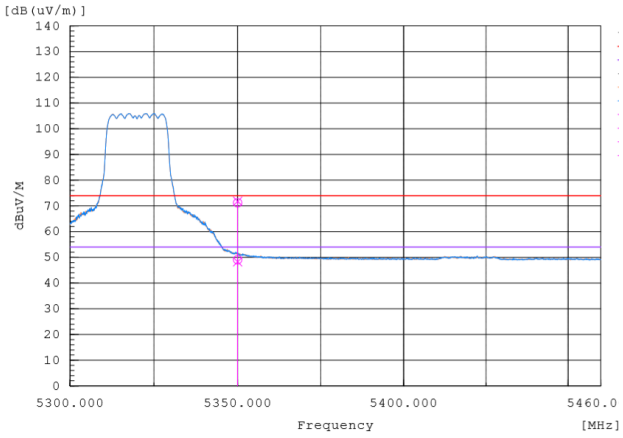	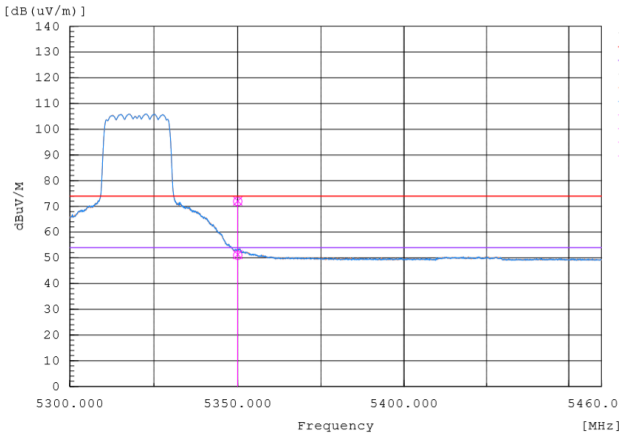

This document may not be copied or reproduced (reprinted) without written consent by Hyundai C-Tech, Inc. dba HCT America, Inc.
Hyundai C-Tech, Inc. dba HCT America, Inc., 1726 Ringwood Avenue, San Jose, CA 95131, USA. TEL: +1-510-933-8848 FAX: +1-510-933-8849

Operating Frequency	5310 MHz
Channel No.	CH 62
Mode	802.11n HT40 (CDD)

Frequency (MHz)	Polarization	Reading (dBuV)		Factor (dB)		Level (dBuV/m)		Limit (dBuV/m)		Margin (dB)	
		AV	PK	Corr.[1)]	Duty	AV	PK	AV	PK	AV	PK
5350.658	H	38.8	59.1	10.9	1.88	51.6	70.0	54	74	2.4	4.0
5350.593	V	38.9	59.6	10.9	1.88	51.7	70.5	54	74	2.3	3.5

Operating Frequency	5270 MHz
Channel No.	CH 54
Mode	802.11n HT40 (CDD)

Frequency (MHz)	Polarization	Reading (dBuV)		Factor (dB)		Level (dBuV/m)		Limit (dBuV/m)		Margin (dB)	
		AV	PK	Corr.[1)]	Duty	AV	PK	AV	PK	AV	PK
5360.185	H	35.8	49.4	10.9	2.57	49.3	60.3	54	74	4.7	13.7
5360.293	V	35.5	48.7	10.9	2.57	49.0	59.6	54	74	5.0	14.4

Notes:
1. Correction Factor: Antenna Factor + Cable loss
2. AV Level = Measured Power(dBm) + Correction Factor(dB) + Duty Cycle Factor(dB)

▣ TEST PLOTS

Radiated Band Edges 802.11n HT40 (CH 62)	Radiated Band Edges 802.11n HT40 (CH 54)
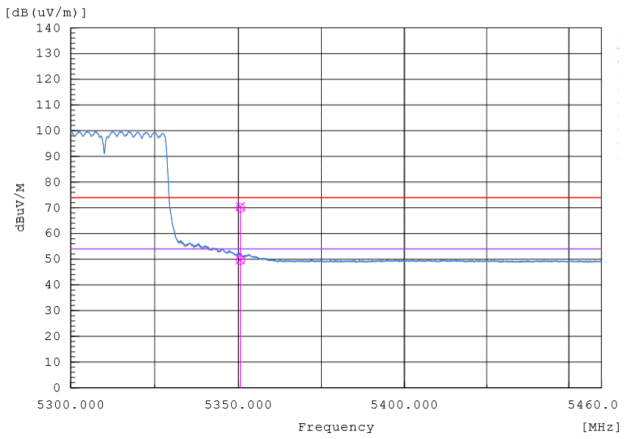	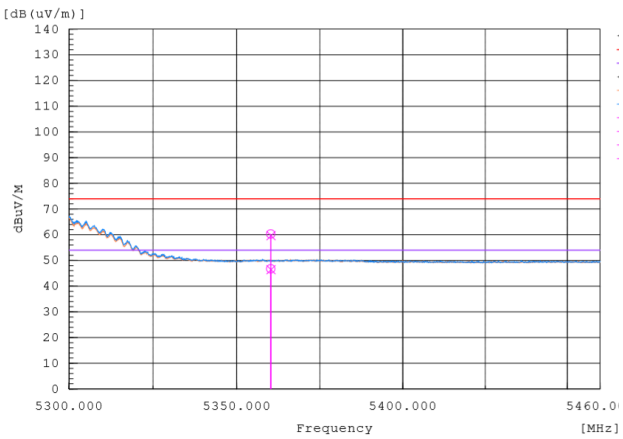

This document may not be copied or reproduced (reprinted) without written consent by Hyundai C-Tech, Inc. dba HCT America, Inc.
Hyundai C-Tech, Inc. dba HCT America, Inc., 1726 Ringwood Avenue, San Jose, CA 95131, USA. TEL: +1-510-933-8848 FAX: +1-510-933-8849

Operating Frequency 5310 MHz
Channel No. CH 62
Mode 802.11ac VHT40 (CDD)

Frequency (MHz)	Polarization	Reading (dBuV)		Factor (dB)		Level (dBuV/m)		Limit (dBuV/m)		Margin (dB)	
		AV	PK	Corr.[1)]	Duty	AV	PK	AV	PK	AV	PK
5350.531	H	39.8	58.7	10.9	0.83	51.5	69.6	54	74	2.5	4.4
5350.692	V	39.6	57.8	10.9	0.83	51.3	68.7	54	74	2.7	5.3

Operating Frequency 5270 MHz
Channel No. CH 54
Mode 802.11ac VHT40 (CDD)

Frequency (MHz)	Polarization	Reading (dBuV)		Factor (dB)		Level (dBuV/m)		Limit (dBuV/m)		Margin (dB)	
		AV	PK	Corr.[1)]	Duty	AV	PK	AV	PK	AV	PK
5352.631	H	36.2	50.7	10.9	1.09	48.2	61.6	54	74	5.8	12.4
5352.751	V	35.7	49.8	10.9	1.09	47.7	60.7	54	74	6.3	13.3

Notes:
1. Correction Factor: Antenna Factor + Cable loss
2. AV Level = Measured Power(dBm) + Correction Factor(dB) + Duty Cycle Factor(dB)

▣ TEST PLOTS

Radiated Band Edges 802.11ac VHT40 (CH 62)	Radiated Band Edges 802.11ac VHT40 (CH 54)
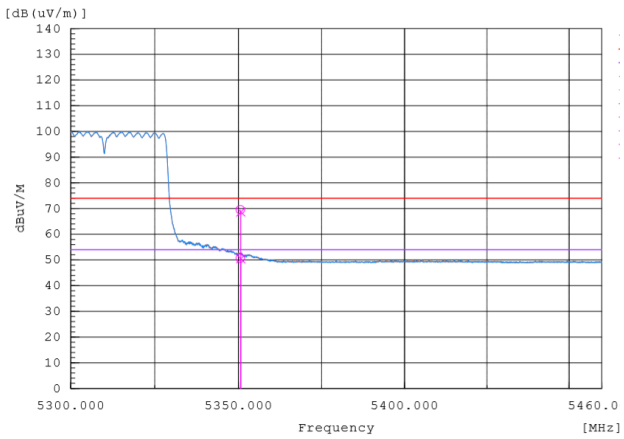	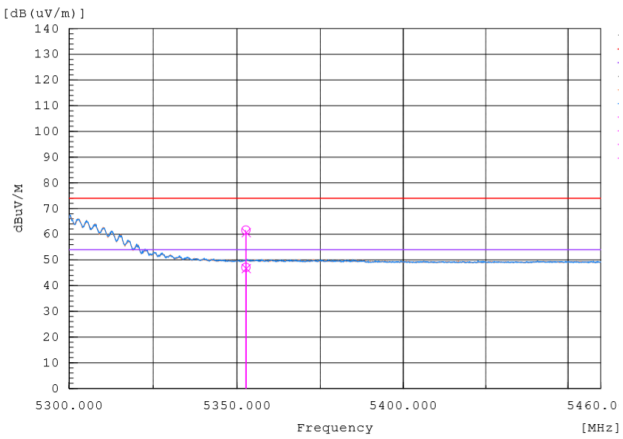

This document may not be copied or reproduced (reprinted) without written consent by Hyundai C-Tech, Inc. dba HCT America, Inc.
Hyundai C-Tech, Inc. dba HCT America, Inc., 1726 Ringwood Avenue, San Jose, CA 95131, USA. TEL: +1-510-933-8848 FAX: +1-510-933-8849

Operating Frequency 5310 MHz
Channel No. CH 62
Mode 802.11ax HE40 (CDD)

Frequency (MHz)	Polarization	Reading (dBuV)		Factor (dB)		Level (dBuV/m)		Limit (dBuV/m)		Margin (dB)	
		AV	PK	Corr.[1)]	Duty	AV	PK	AV	PK	AV	PK
5350.545	H	40.5	60.0	10.9	0.85	52.3	70.9	54	74	1.8	3.1
5350.262	V	40.5	59.9	10.9	0.85	52.3	70.8	54	74	1.8	3.2

Operating Frequency 5270 MHz
Channel No. CH 54
Mode 802.11ax HE40 (CDD)

Frequency (MHz)	Polarization	Reading (dBuV)		Factor (dB)		Level (dBuV/m)		Limit (dBuV/m)		Margin (dB)	
		AV	PK	Corr.[1)]	Duty	AV	PK	AV	PK	AV	PK
5352.835	H	36.4	51.6	10.9	0.85	48.2	62.5	54	74	5.9	11.5
5352.894	V	36.1	51.7	10.9	0.85	47.9	62.6	54	74	6.2	11.4

Notes:
1. Correction Factor: Antenna Factor + Cable loss
2. AV Level = Measured Power(dBm) + Correction Factor(dB) + Duty Cycle Factor(dB)

▣ TEST PLOTS

Radiated Band Edges 802.11ax HE40 (CH 62)	Radiated Band Edges 802.11ax HE40 (CH 54)
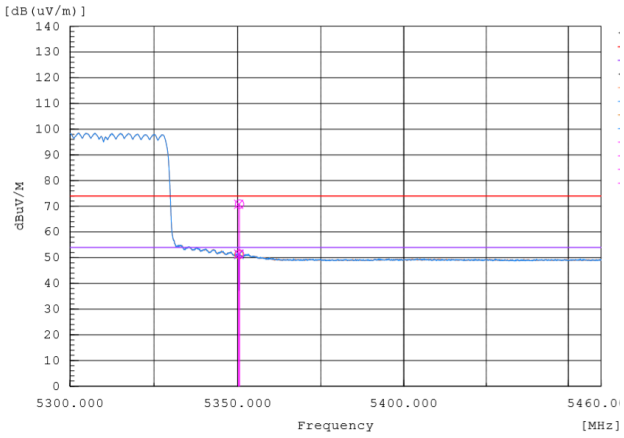	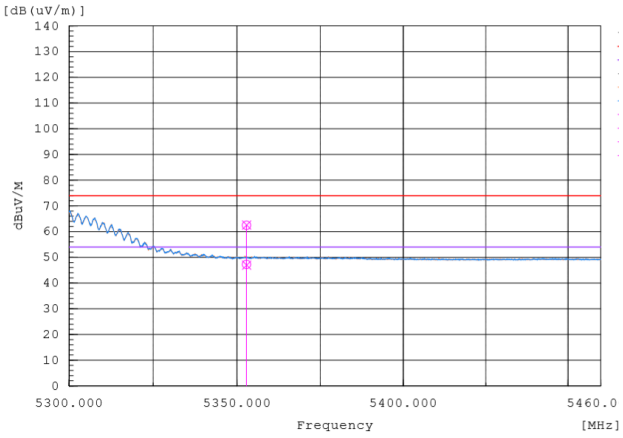

This document may not be copied or reproduced (reprinted) without written consent by Hyundai C-Tech, Inc. dba HCT America, Inc.
Hyundai C-Tech, Inc. dba HCT America, Inc., 1726 Ringwood Avenue, San Jose, CA 95131, USA. TEL: +1-510-933-8848 FAX: +1-510-933-8849

Operating Frequency 5290 MHz
Channel No. CH 58
Mode 802.11ac VHT80 (CDD)

Frequency (MHz)	Polarization	Reading (dBuV)		Factor (dB)		Level (dBuV/m)		Limit (dBuV/m)		Margin (dB)	
		AV	PK	Corr.[1)]	Duty	AV	PK	AV	PK	AV	PK
5350.404	V	38.3	54.8	10.9	1.60	50.8	65.7	54	74	3.2	8.3
5350.386	H	40.8	58.1	10.9	1.60	53.3	69.0	54	74	0.7	5.0

Operating Frequency 5290 MHz
Channel No. CH 58
Mode 802.11ax HE80 (CDD)

Frequency (MHz)	Polarization	Reading (dBuV)		Factor (dB)		Level (dBuV/m)		Limit (dBuV/m)		Margin (dB)	
		AV	PK	Corr.[1)]	Duty	AV	PK	AV	PK	AV	PK
5350.196	V	40.8	58.1	10.9	1.20	52.9	69.0	54	74	1.1	5.0
5350.382	H	40.9	58.5	10.9	1.20	53.0	69.4	54	74	1.0	4.6

Notes:
1. Correction Factor: Antenna Factor + Cable loss
2. AV Level = Measured Power(dBm) + Correction Factor(dB) + Duty Cycle Factor(dB)

▣ TEST PLOTS

Radiated Band Edges 802.11ac VHT80 (CH 58)	Radiated Band Edges 802.11ax HE80 (CH 58)
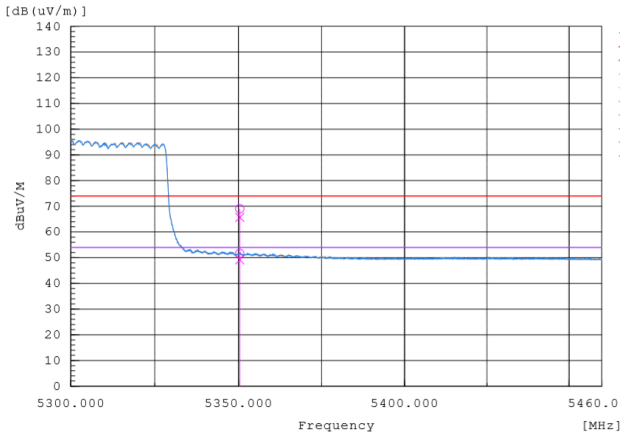	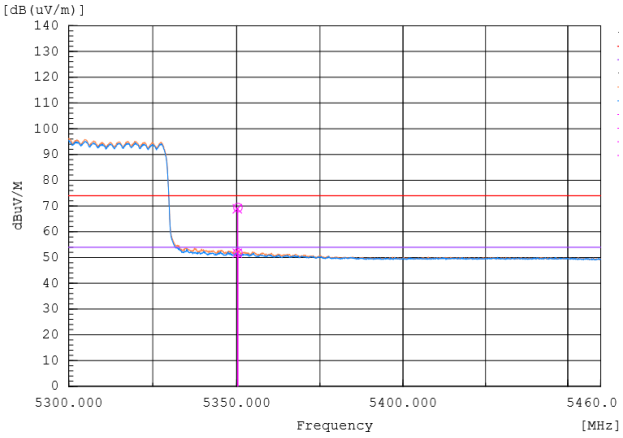

This document may not be copied or reproduced (reprinted) without written consent by Hyundai C-Tech, Inc. dba HCT America, Inc.
Hyundai C-Tech, Inc. dba HCT America, Inc., 1726 Ringwood Avenue, San Jose, CA 95131, USA. TEL: +1-510-933-8848 FAX: +1-510-933-8849

Operating Frequency 5500 MHz
Channel No. CH 100
Mode 802.11a (CDD)

Frequency (MHz)	Polarization	Reading (dBuV)	Factor (dB)	Level [2] (dBuV/m)	Limit (dBuV/m)	Margin (dB)
		PK	Corr.[1]	PK	PK	PK
5469.090	V	56.3	11.1	67.4	68.2	0.8
5469.316	H	55.5	11.1	66.6	68.2	1.6

Operating Frequency 5700 MHz
Channel No. CH 140
Mode 802.11a (CDD)

Frequency (MHz)	Polarization	Reading (dBuV)	Factor (dB)	Level [2] (dBuV/m)	Limit (dBuV/m)	Margin (dB)
		PK	Corr.[1]	PK	PK	PK
5725.514	V	55.9	11.4	67.3	68.2	0.9
5725.132	H	55.2	11.4	66.6	68.2	1.6

Notes:
1. Correction Factor: Antenna Factor + Cable loss
2. PK Level = Measured Power(dBm) + Correction Factor(dB)

▣ TEST PLOTS

Radiated Band Edges 802.11a (CH 100)	Radiated Band Edges 802.11a (CH 140)
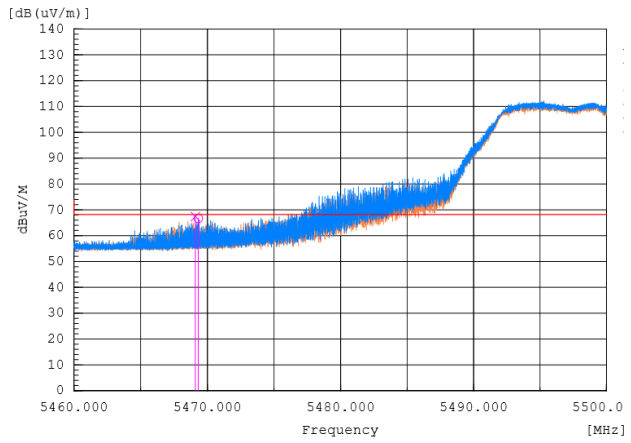	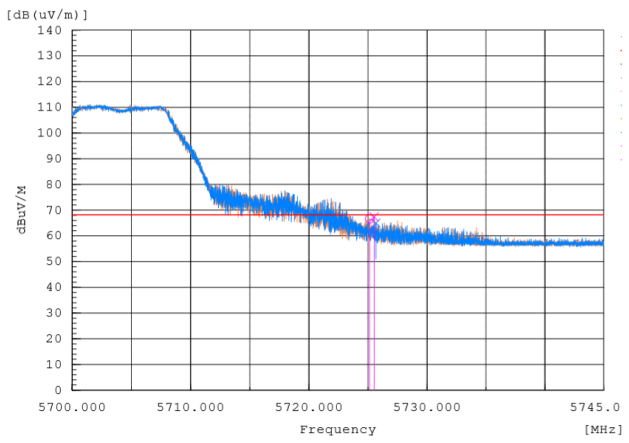

This document may not be copied or reproduced (reprinted) without written consent by Hyundai C-Tech, Inc. dba HCT America, Inc.
Hyundai C-Tech, Inc. dba HCT America, Inc., 1726 Ringwood Avenue, San Jose, CA 95131, USA. TEL: +1-510-933-8848 FAX: +1-510-933-8849

Operating Frequency 5500 MHz
Channel No. CH 100
Mode 802.11n HT20 (CDD)

Frequency (MHz)	Polarization	Reading (dBuV)	Factor (dB)	Level (dBuV/m)	Limit (dBuV/m)	Margin (dB)
		PK	Corr.[1)]	PK	PK	PK
5469.974	V	55.1	11.1	66.2	68.2	2.0
5470.106	H	53.9	11.1	65.0	68.2	3.2

Operating Frequency 5700 MHz
Channel No. CH 140
Mode 802.11n HT20 (CDD)

Frequency (MHz)	Polarization	Reading (dBuV)	Factor (dB)	Level (dBuV/m)	Limit (dBuV/m)	Margin (dB)
		PK	Corr.[1)]	PK	PK	PK
5726.350	V	56.0	11.4	67.4	68.2	0.8
5725.288	H	55.0	11.4	66.4	68.2	1.8

Notes:
1. Correction Factor: Antenna Factor + Cable loss
2. PK Level = Measured Power(dBm) + Correction Factor(dB)

▣ TEST PLOTS

Radiated Band Edges 802.11n HT20 (CH 100)	Radiated Band Edges 802.11n HT20 (CH 140)
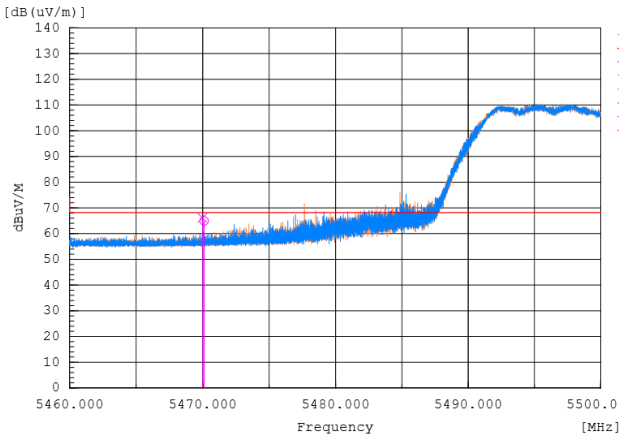	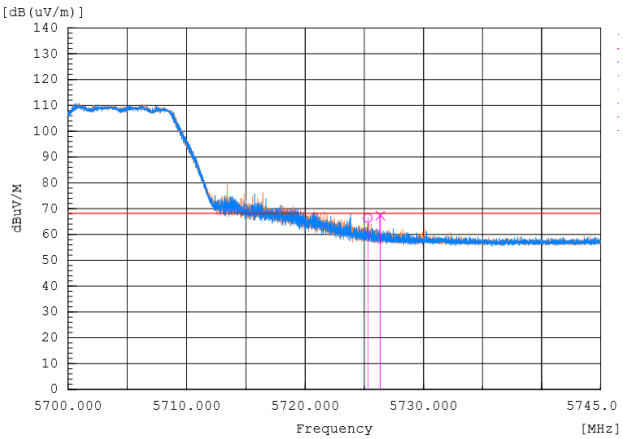

This document may not be copied or reproduced (reprinted) without written consent by Hyundai C-Tech, Inc. dba HCT America, Inc.
Hyundai C-Tech, Inc. dba HCT America, Inc., 1726 Ringwood Avenue, San Jose, CA 95131, USA. TEL: +1-510-933-8848 FAX: +1-510-933-8849

Operating Frequency 5500 MHz
Channel No. CH 100
Mode 802.11ac VHT20 (CDD)

Frequency (MHz)	Polarization	Reading (dBuV)	Factor (dB)	Level (dBuV/m)	Limit (dBuV/m)	Margin (dB)
		PK	Corr.[1)]	PK	PK	PK
5468.345	V	55.3	11.1	66.4	68.2	1.8
5468.425	H	53.0	11.1	64.1	68.2	4.1

Operating Frequency 5700 MHz
Channel No. CH 140
Mode 802.11ac VHT20 (CDD)

Frequency (MHz)	Polarization	Reading (dBuV)	Factor (dB)	Level (dBuV/m)	Limit (dBuV/m)	Margin (dB)
		PK	Corr.[1)]	PK	PK	PK
5725.156	V	55.8	11.4	67.2	68.2	1.0
5725.100	H	54.5	11.4	65.9	68.2	2.3

Notes:
1. Correction Factor: Antenna Factor + Cable loss
2. PK Level = Measured Power(dBm) + Correction Factor(dB)

▣ TEST PLOTS

Radiated Band Edges 802.11ac VHT20 (CH 100)	Radiated Band Edges 802.11ac VHT20 (CH 140)
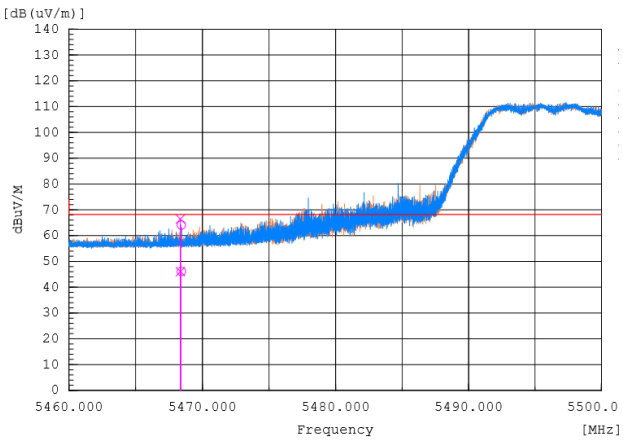	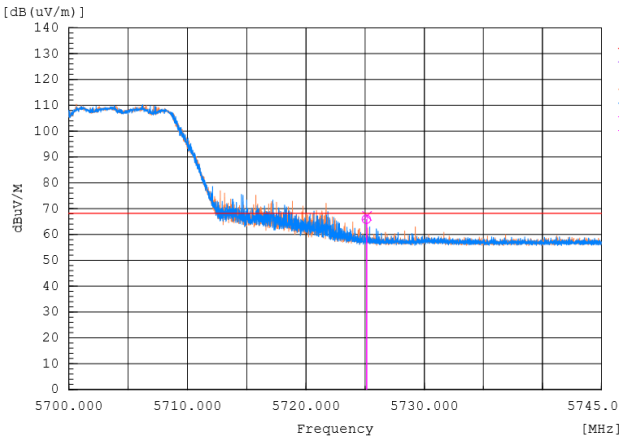

This document may not be copied or reproduced (reprinted) without written consent by Hyundai C-Tech, Inc. dba HCT America, Inc.
Hyundai C-Tech, Inc. dba HCT America, Inc., 1726 Ringwood Avenue, San Jose, CA 95131, USA. TEL: +1-510-933-8848 FAX: +1-510-933-8849

Operating Frequency 5500 MHz
Channel No. CH 100
Mode 802.11ax HE20 (CDD)

Frequency (MHz)	Polarization	Reading (dBuV)	Factor (dB)	Level (dBuV/m)	Limit (dBuV/m)	Margin (dB)
		PK	Corr.[1)]	PK	PK	PK
5468.471	V	56.3	11.1	67.4	68.2	0.8
5468.531	H	54.0	11.1	65.1	68.2	3.1

Operating Frequency 5520 MHz
Channel No. CH 104
Mode 802.11ax HE20 (CDD)

Frequency (MHz)	Polarization	Reading (dBuV)	Factor (dB)	Level (dBuV/m)	Limit (dBuV/m)	Margin (dB)
		PK	Corr.[1)]	PK	PK	PK
5467.341	V	47.6	11.1	58.7	68.2	9.5
5468.608	H	48.3	11.1	59.4	68.2	8.8

Notes:
1. Correction Factor: Antenna Factor + Cable loss
2. PK Level = Measured Power(dBm) + Correction Factor(dB)

▣ TEST PLOTS

Radiated Band Edges 802.11ax HE20 (CH 100)	Radiated Band Edges 802.11ax HE20 (CH 104)
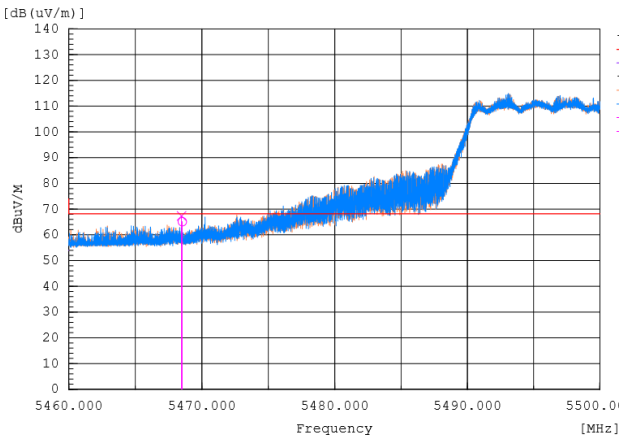	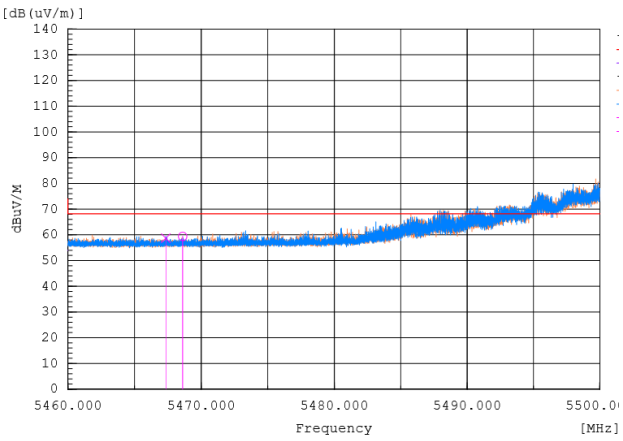

This document may not be copied or reproduced (reprinted) without written consent by Hyundai C-Tech, Inc. dba HCT America, Inc.
Hyundai C-Tech, Inc. dba HCT America, Inc., 1726 Ringwood Avenue, San Jose, CA 95131, USA. TEL: +1-510-933-8848 FAX: +1-510-933-8849

Operating Frequency 5680 MHz
Channel No. CH 136
Mode 802.11ax HE20 (CDD)

Frequency (MHz)	Polarization	Reading (dBuV)	Factor (dB)	Level (dBuV/m)	Limit (dBuV/m)	Margin (dB)
		PK	Corr.[1)]	PK	PK	PK
5726.543	H	55.9	11.4	67.3	68.2	0.9
5726.689	V	55.1	11.4	66.5	68.2	1.7

Operating Frequency 5700 MHz
Channel No. CH 140
Mode 802.11ax HE20 (CDD)

Frequency (MHz)	Polarization	Reading (dBuV)	Factor (dB)	Level (dBuV/m)	Limit (dBuV/m)	Margin (dB)
		PK	Corr.[1)]	PK	PK	PK
5726.314	H	55.5	11.4	66.9	68.2	1.3
5725.047	V	54.4	11.4	65.8	68.2	2.4

Notes:
1. Correction Factor: Antenna Factor + Cable loss
2. PK Level = Measured Power(dBm) + Correction Factor(dB)

▣ TEST PLOTS

Radiated Band Edges 802.11ax HE20 (CH 136)	Radiated Band Edges 802.11ax HE20 (CH 140)
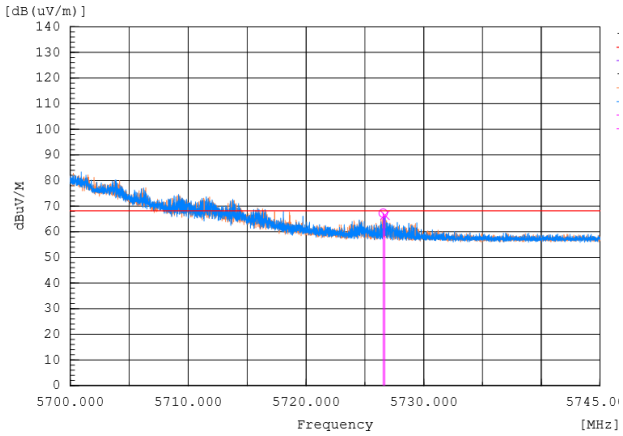	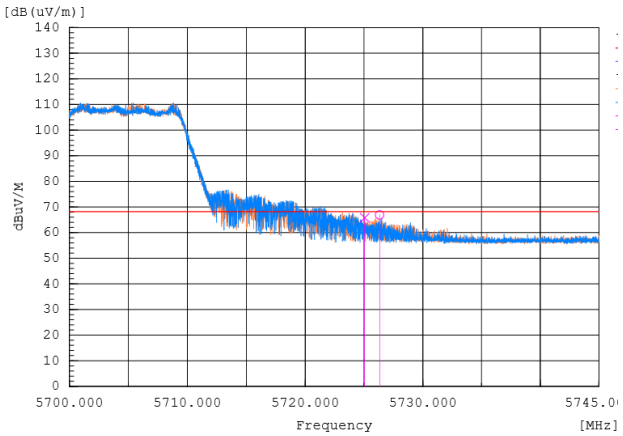

This document may not be copied or reproduced (reprinted) without written consent by Hyundai C-Tech, Inc. dba HCT America, Inc.
Hyundai C-Tech, Inc. dba HCT America, Inc., 1726 Ringwood Avenue, San Jose, CA 95131, USA. TEL: +1-510-933-8848 FAX: +1-510-933-8849

Operating Frequency 5510 MHz
Channel No. CH 102
Mode 802.11n HT40 (CDD)

Frequency (MHz)	Polarization	Reading (dBuV)	Factor (dB)	Level (dBuV/m)	Limit (dBuV/m)	Margin (dB)
		PK	Corr.[1)]	PK	PK	PK
5469.347	V	53.1	11.1	64.2	68.2	4.0
5469.592	H	54.9	11.1	66.0	68.2	2.2

Operating Frequency 5670 MHz
Channel No. CH 134
Mode 802.11n HT40 (CDD)

Frequency (MHz)	Polarization	Reading (dBuV)	Factor (dB)	Level (dBuV/m)	Limit (dBuV/m)	Margin (dB)
		PK	Corr.[1)]	PK	PK	PK
5725.253	V	54.3	11.4	65.7	68.2	2.5
5726.070	H	53.8	11.4	65.2	68.2	3.0

Notes:
1. Correction Factor: Antenna Factor + Cable loss
2. PK Level = Measured Power(dBm) + Correction Factor(dB)

▣ TEST PLOTS

Radiated Band Edges 802.11n HT40 (CH 102)	Radiated Band Edges 802.11n HT40 (CH 134)
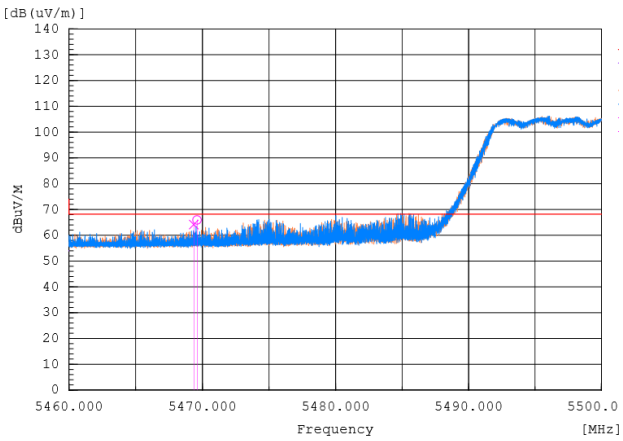	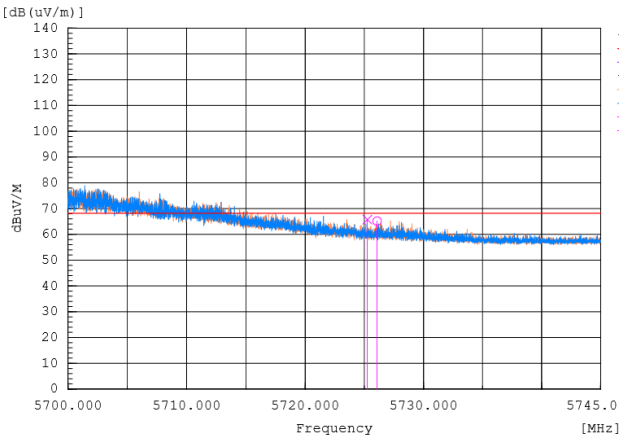

This document may not be copied or reproduced (reprinted) without written consent by Hyundai C-Tech, Inc. dba HCT America, Inc.
Hyundai C-Tech, Inc. dba HCT America, Inc., 1726 Ringwood Avenue, San Jose, CA 95131, USA. TEL: +1-510-933-8848 FAX: +1-510-933-8849

Operating Frequency 5510 MHz
Channel No. CH 102
Mode 802.11ac VHT40 (CDD)

Frequency (MHz)	Polarization	Reading (dBuV)	Factor (dB)	Level (dBuV/m)	Limit (dBuV/m)	Margin (dB)
		PK	Corr.[1)]	PK	PK	PK
5469.973	V	56.0	11.1	67.1	68.2	1.1
5469.826	H	55.7	11.1	66.8	68.2	1.4

Operating Frequency 5670 MHz
Channel No. CH 134
Mode 802.11ac VHT40 (CDD)

Frequency (MHz)	Polarization	Reading (dBuV)	Factor (dB)	Level (dBuV/m)	Limit (dBuV/m)	Margin (dB)
		PK	Corr.[1)]	PK	PK	PK
5725.678	V	55.5	11.4	66.9	68.2	1.3
5725.773	H	53.7	11.4	65.1	68.2	3.1

Notes:
1. Correction Factor: Antenna Factor + Cable loss
2. PK Level = Measured Power(dBm) + Correction Factor(dB)

▣ TEST PLOTS

Radiated Band Edges 802.11ac VHT40 (CH 102)	Radiated Band Edges 802.11ac VHT40 (CH 134)
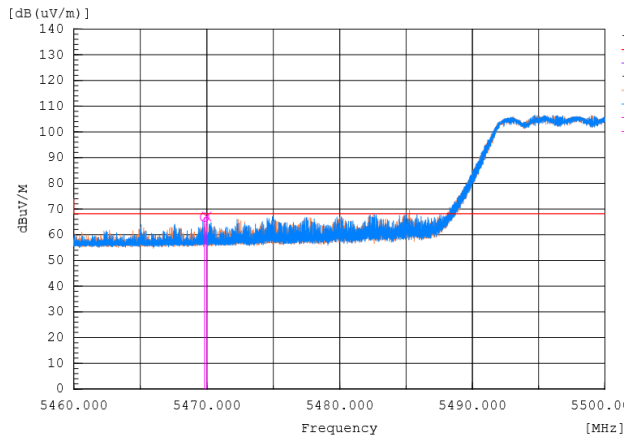	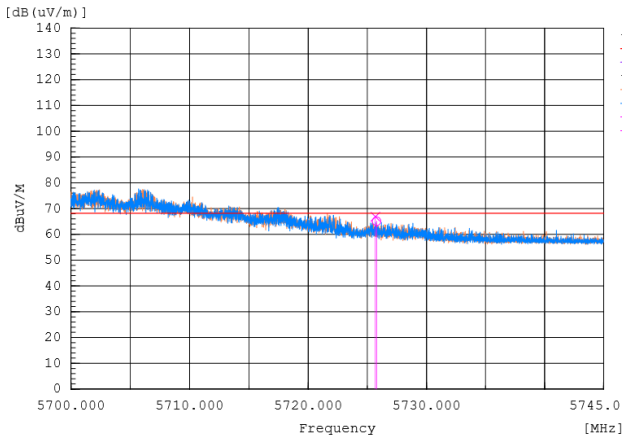

This document may not be copied or reproduced (reprinted) without written consent by Hyundai C-Tech, Inc. dba HCT America, Inc.
Hyundai C-Tech, Inc. dba HCT America, Inc., 1726 Ringwood Avenue, San Jose, CA 95131, USA. TEL: +1-510-933-8848 FAX: +1-510-933-8849

Operating Frequency 5510 MHz
Channel No. CH 102
Mode 802.11ax HE40 (CDD)

Frequency (MHz)	Polarization	Reading (dBuV)	Factor (dB)	Level (dBuV/m)	Limit (dBuV/m)	Margin (dB)
		PK	Corr.[1)]	PK	PK	PK
5467.538	V	53.6	11.1	64.7	68.2	3.5
5467.508	H	56.1	11.1	67.2	68.2	1.0

Operating Frequency 5550 MHz
Channel No. CH 110
Mode 802.11ax HE40 (CDD)

Frequency (MHz)	Polarization	Reading (dBuV)	Factor (dB)	Level (dBuV/m)	Limit (dBuV/m)	Margin (dB)
		PK	Corr.[1)]	PK	PK	PK
5468.456	H	50.5	11.1	61.6	68.2	6.6
5468.563	V	49.0	11.1	60.1	68.2	8.1

Notes:
1. Correction Factor: Antenna Factor + Cable loss
2. PK Level = Measured Power(dBm) + Correction Factor(dB)

▣ TEST PLOTS

Radiated Band Edges 802.11ax HE40 (CH 102)	Radiated Band Edges 802.11ax HE40 (CH 110)
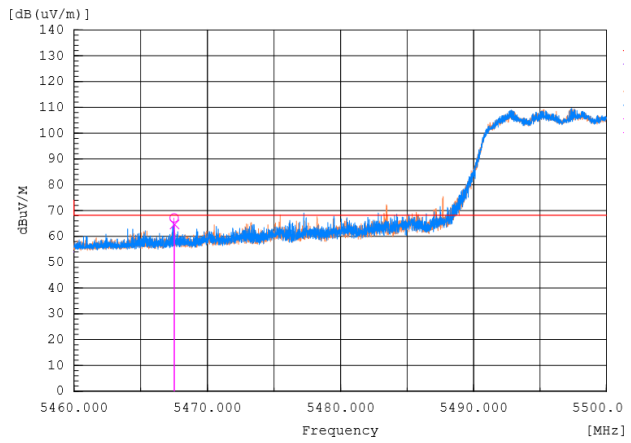	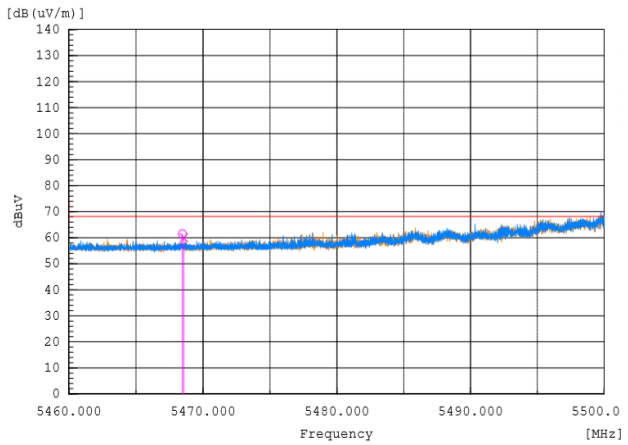

This document may not be copied or reproduced (reprinted) without written consent by Hyundai C-Tech, Inc. dba HCT America, Inc.
Hyundai C-Tech, Inc. dba HCT America, Inc., 1726 Ringwood Avenue, San Jose, CA 95131, USA. TEL: +1-510-933-8848 FAX: +1-510-933-8849

Operating Frequency	5630 MHz
Channel No.	CH 126
Mode	802.11ax HE40 (CDD)

Frequency (MHz)	Polarization	Reading (dBuV)	Factor (dB)	Level (dBuV/m)	Limit (dBuV/m)	Margin (dB)
		PK	Corr.[1)]	PK	PK	PK
5725.379	V	48.9	11.4	60.3	68.2	7.9
5725.251	H	48.0	11.4	59.4	68.2	8.8

Operating Frequency	5670 MHz
Channel No.	CH 134
Mode	802.11ax HE40 (CDD)

Frequency (MHz)	Polarization	Reading (dBuV)	Factor (dB)	Level (dBuV/m)	Limit (dBuV/m)	Margin (dB)
		PK	Corr.[1)]	PK	PK	PK
5725.171	V	55.1	11.4	66.5	68.2	1.7
5725.070	H	53.6	11.4	65.0	68.2	3.2

Notes:
1. Correction Factor: Antenna Factor + Cable loss
2. PK Level = Measured Power(dBm) + Correction Factor(dB)

▣ TEST PLOTS

Radiated Band Edges 802.11ax HE40 (CH 126)	Radiated Band Edges 802.11ax HE40 (CH 134)
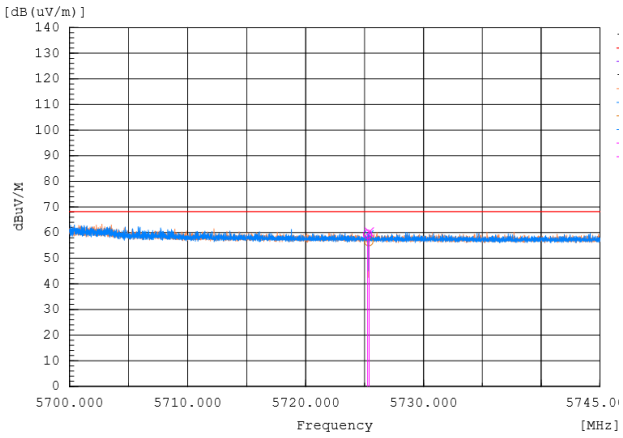	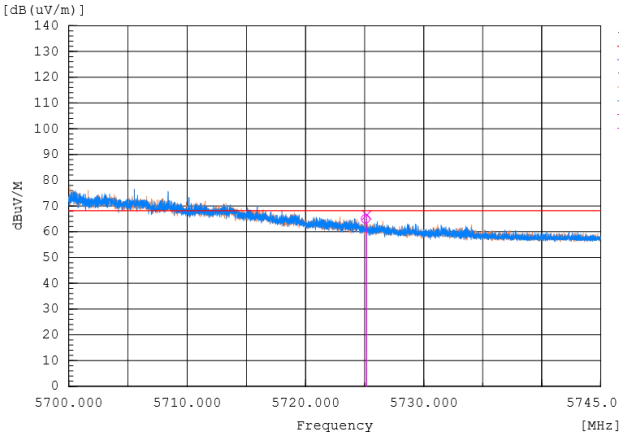

This document may not be copied or reproduced (reprinted) without written consent by Hyundai C-Tech, Inc. dba HCT America, Inc.
Hyundai C-Tech, Inc. dba HCT America, Inc., 1726 Ringwood Avenue, San Jose, CA 95131, USA. TEL: +1-510-933-8848 FAX: +1-510-933-8849

Operating Frequency 5530 MHz
Channel No. CH 106
Mode 802.11ac VHT80 (CDD)

Frequency (MHz)	Polarization	Reading (dBuV)	Factor (dB)	Level (dBuV/m)	Limit (dBuV/m)	Margin (dB)
		PK	Corr.[1)]	PK	PK	PK
5467.253	H	54.9	11.1	66.0	68.2	2.2
5467.089	V	53.8	11.1	64.9	68.2	3.3

Operating Frequency 5610 MHz
Channel No. CH 122
Mode 802.11ac VHT80 (CDD)

Frequency (MHz)	Polarization	Reading (dBuV)	Factor (dB)	Level (dBuV/m)	Limit (dBuV/m)	Margin (dB)
		PK	Corr.[1)]	PK	PK	PK
5725.243	V	53.8	11.4	65.2	68.2	3.0
5725.251	H	52.0	11.4	63.4	68.2	4.8

Notes:
1. Correction Factor: Antenna Factor + Cable loss
2. PK Level = Measured Power(dBm) + Correction Factor(dB)

▣ TEST PLOTS

Radiated Band Edges 802.11ac VHT80 (CH 106)	Radiated Band Edges 802.11ac VHT80 (CH 122)
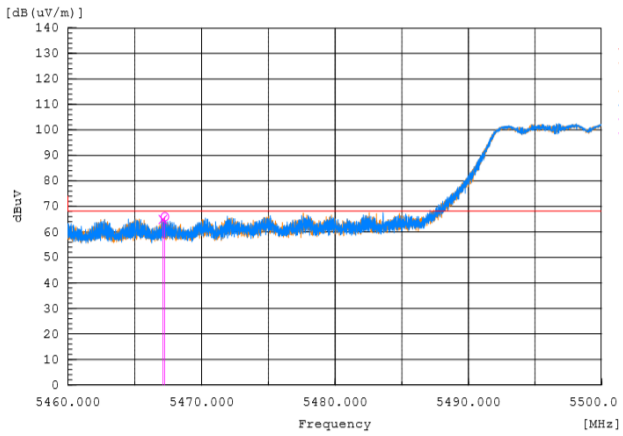	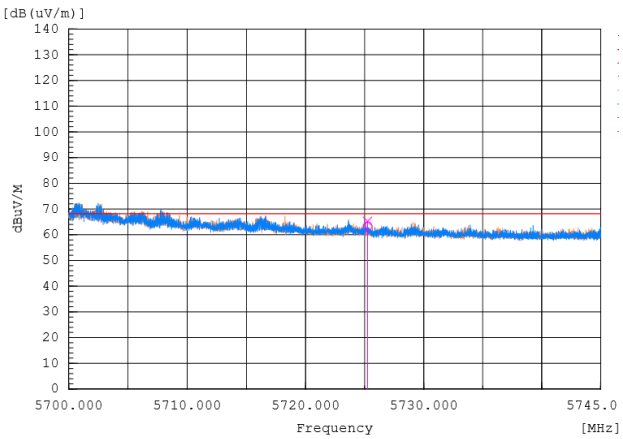

This document may not be copied or reproduced (reprinted) without written consent by Hyundai C-Tech, Inc. dba HCT America, Inc.
Hyundai C-Tech, Inc. dba HCT America, Inc., 1726 Ringwood Avenue, San Jose, CA 95131, USA. TEL: +1-510-933-8848 FAX: +1-510-933-8849

Operating Frequency 5530 MHz
Channel No. CH 106
Mode 802.11ax HE80 (CDD)

Frequency (MHz)	Polarization	Reading (dBuV)	Factor (dB)	Level (dBuV/m)	Limit (dBuV/m)	Margin (dB)
		PK	Corr.[1)]	PK	PK	PK
5467.251	H	55.0	11.1	66.1	68.2	2.1
5467.088	V	54.0	11.1	65.1	68.2	3.1

Operating Frequency 5610 MHz
Channel No. CH 122
Mode 802.11ax HE80 (CDD)

Frequency (MHz)	Polarization	Reading (dBuV)	Factor (dB)	Level (dBuV/m)	Limit (dBuV/m)	Margin (dB)
		PK	Corr.[1)]	PK	PK	PK
5725.63	H	53.6	11.4	65.0	68.2	3.2
5725.179	V	53.4	11.4	64.8	68.2	3.4

Notes:
1. Correction Factor: Antenna Factor + Cable loss
2. PK Level = Measured Power(dBm) + Correction Factor(dB)

▣ TEST PLOTS

Radiated Band Edges 802.11ax HE80 (CH 106)	Radiated Band Edges 802.11ax HE80 (CH 122)
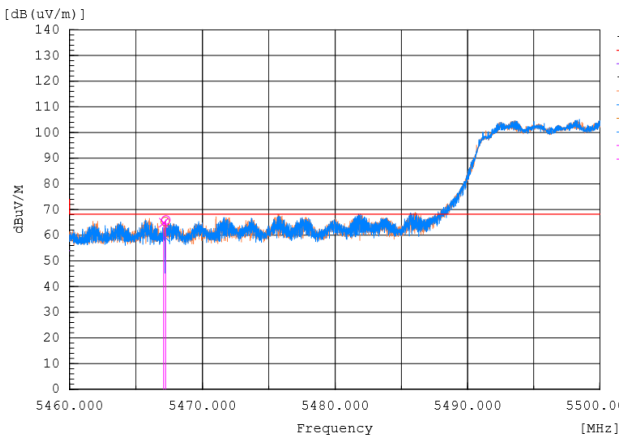	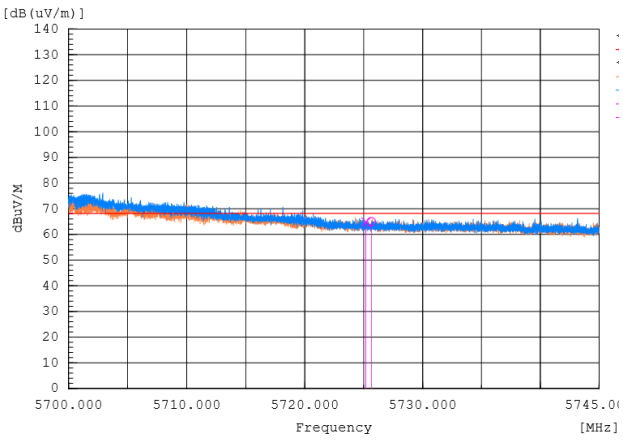

This document may not be copied or reproduced (reprinted) without written consent by Hyundai C-Tech, Inc. dba HCT America, Inc.
Hyundai C-Tech, Inc. dba HCT America, Inc., 1726 Ringwood Avenue, San Jose, CA 95131, USA. TEL: +1-510-933-8848 FAX: +1-510-933-8849

Operating Frequency 5720 MHz (Straddle)
Channel No. CH 144
Mode 802.11ac VHT20 (CDD)

Frequency (MHz)	Polarization	Reading (dBuV)	Factor (dB)	Level (dBuV/m)	Limit (dBuV/m)	Margin (dB)
		PK	Corr.[1)]	PK	PK	PK
5852.682	H	46.7	11.7	58.4	68.2	9.8
5852.703	V	46.8	11.7	58.5	68.2	9.7

Operating Frequency 5710 MHz (Straddle)
Channel No. CH 142
Mode 802.11ac VHT40(CDD)

Frequency (MHz)	Polarization	Reading (dBuV)	Factor (dB)	Level (dBuV/m)	Limit (dBuV/m)	Margin (dB)
		PK	Corr.[1)]	PK	PK	PK
5852.553	H	46.8	11.7	58.5	68.2	9.7
5852.488	V	47.3	11.7	59.0	68.2	9.2

Notes:
1. Correction Factor: Antenna Factor + Cable loss
2. PK Level = Measured Power(dBm) + Correction Factor(dB)

▣ TEST PLOTS

Radiated Band Edges 802.11ac VHT20 (CH 144)	Radiated Band Edges 802.11ac VHT40 (CH 142)
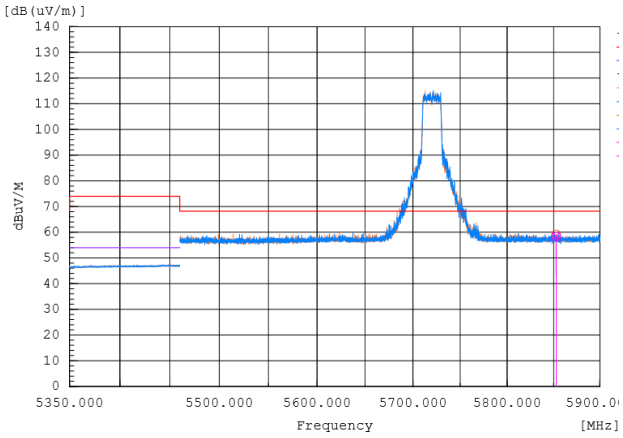	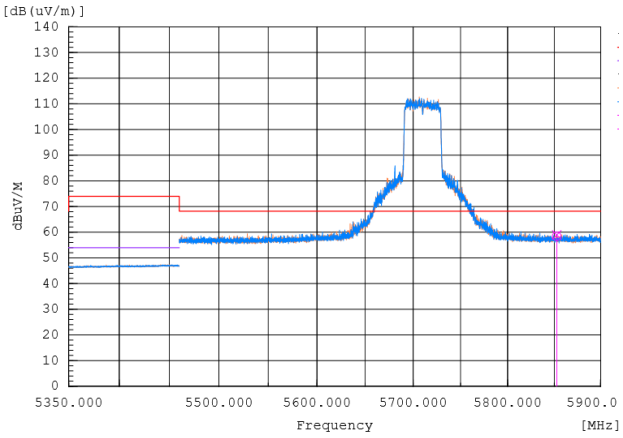

This document may not be copied or reproduced (reprinted) without written consent by Hyundai C-Tech, Inc. dba HCT America, Inc.
Hyundai C-Tech, Inc. dba HCT America, Inc., 1726 Ringwood Avenue, San Jose, CA 95131, USA. TEL: +1-510-933-8848 FAX: +1-510-933-8849

Operating Frequency	5690 MHz (Straddle)
Channel No.	CH 138
Mode	802.11ac VHT80 (CDD)

Frequency (MHz)	Polarization	Reading (dBuV)	Factor (dB)	Level (dBuV/m)	Limit (dBuV/m)	Margin (dB)
		PK	Corr.[1)]	PK	PK	PK
5852.576	H	48.7	11.7	60.4	68.2	7.8
5852.771	V	48.0	11.7	59.7	68.2	8.5

Notes:
1. Correction Factor: Antenna Factor + Cable loss
2. PK Level = Measured Power(dBm) + Correction Factor(dB)

▣ TEST PLOTS

Radiated Band Edges 802.11ac VHT80 (CH 138)	
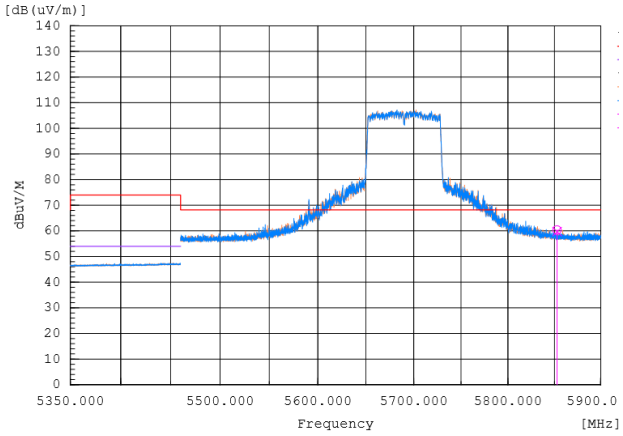	

This document may not be copied or reproduced (reprinted) without written consent by Hyundai C-Tech, Inc. dba HCT America, Inc.
Hyundai C-Tech, Inc. dba HCT America, Inc., 1726 Ringwood Avenue, San Jose, CA 95131, USA. TEL: +1-510-933-8848 FAX: +1-510-933-8849

9.8 RECEIVER SPURIOUS EMISSIONS

Frequency Range : Below 1 GHz

CH 52

Frequency (MHz)	Polarization	Reading (dBuV)	Corr.[1)] (dB)	Total (dBuV/m)	Limit (dBuV/m)	Margin (dB)	Measurement Type
31.067	H	29.3	-0.4	28.9	40	11.1	QP
31.067	V	30.3	-0.4	29.9	40	10.1	QP
34.559	V	24.3	-2.9	21.4	40	18.6	QP
500.005	V	36.4	-2.1	34.3	46	11.7	QP
500.025	H	36.1	-2.1	34	46	12	QP
624.994	V	39.7	-0.2	39.5	46	6.5	QP
625	H	34.1	-0.2	33.9	46	12.1	QP

CH 100

Frequency (MHz)	Polarization	Reading (dBuV)	Corr.[1)] (dB)	Total (dBuV/m)	Limit (dBuV/m)	Margin (dB)	Measurement Type
30.679	V	29.2	-0.2	29	40	11	QP
31.067	H	31	-0.4	30.6	40	9.4	QP
33.684	V	25	-2.3	22.7	40	17.3	QP
500.001	H	36.1	-2.1	34	46	12	QP
500.008	V	37.2	-2.1	35.1	46	10.9	QP
625.006	H	33.8	-0.2	33.6	46	12.4	QP
624.998	V	39.5	-0.2	39.3	46	6.7	QP

Frequency Range : Above 1 GHz

CH 52

Frequency (MHz)	Polarization	Reading (dBuV)		Level (dBuV/m)	Limit (dBuV/m)	Margin (dB)
		AV	Corr.[1)]	AV	AV	AV
15988.64	H	29.3	16.8	46.1	54	7.9
15977.77	V	28.9	16.8	45.7	54	8.3

CH 100

Frequency (MHz)	Polarization	Reading (dBuV)		Level (dBuV/m)	Limit (dBuV/m)	Margin (dB)
		AV	Corr.[1)]	AV	AV	AV
16087.51	H	29.3	16.3	45.6	54	8.4
15899.21	V	29.1	16.5	45.6	54	8.4

Note:

1. Radiated emissions measured in frequency range from 30 MHz to 1000 MHz were made with an instrument using Quasi peak detector mode.
2. Correction Factor: Antenna Factor + Cable loss + Preamplifier

This document may not be copied or reproduced (reprinted) without written consent by Hyundai C-Tech, Inc. dba HCT America, Inc.
Hyundai C-Tech, Inc. dba HCT America, Inc., 1726 Ringwood Avenue, San Jose, CA 95131, USA. TEL: +1-510-933-8848 FAX: +1-510-933-8849

▣ TEST PLOTS

Receiver Spurious Emission 30 MHz – 1 GHz

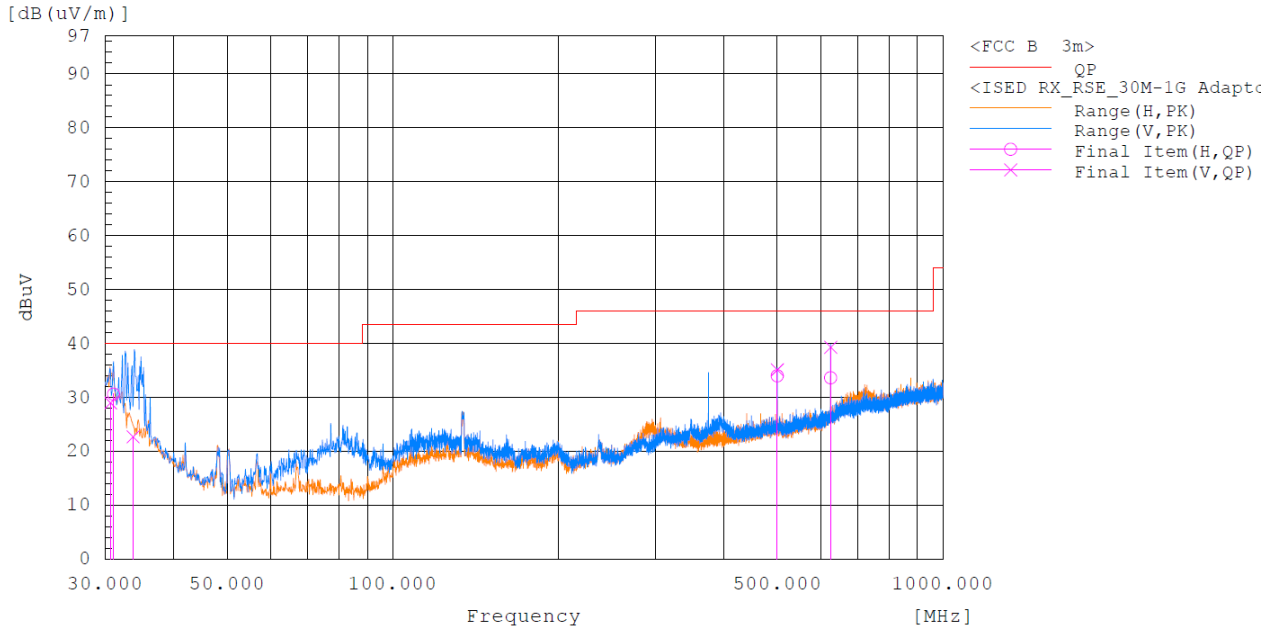

Receiver Spurious Emission 1 GHz – 18 GHz

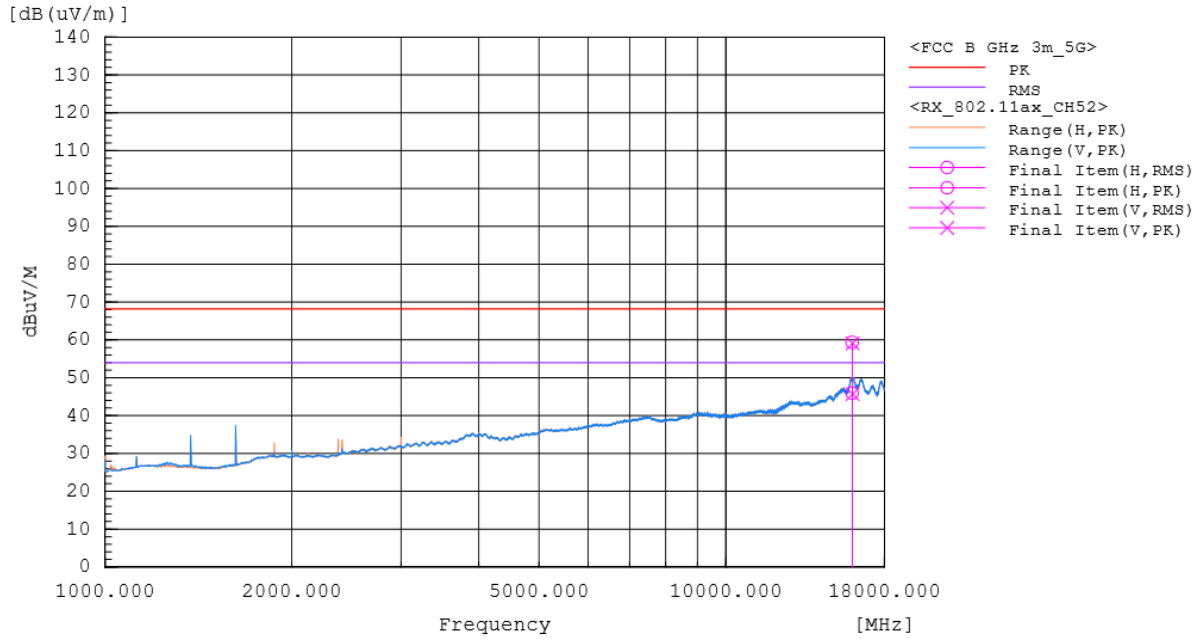

Note:
The worst-case plots are included in this report.

This document may not be copied or reproduced (reprinted) without written consent by Hyundai C-Tech, Inc. dba HCT America, Inc.
Hyundai C-Tech, Inc. dba HCT America, Inc., 1726 Ringwood Avenue, San Jose, CA 95131, USA. TEL: +1-510-933-8848 FAX: +1-510-933-8849

▣ TEST PLOTS

Receiver Spurious Emission 18 GHz – 26.5 GHz

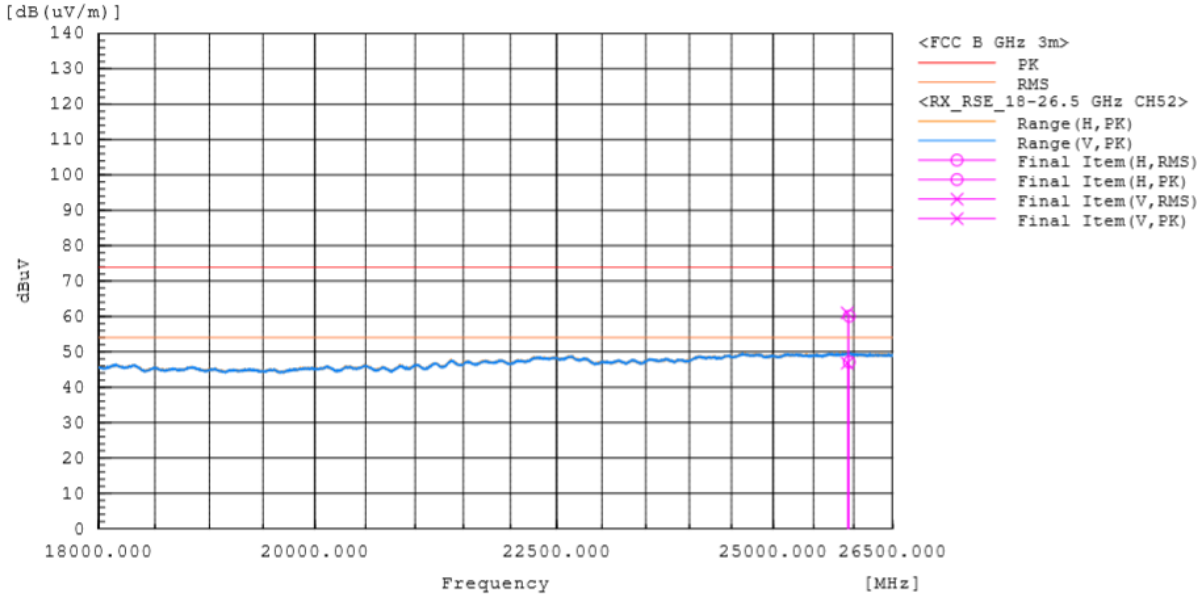

This document may not be copied or reproduced (reprinted) without written consent by Hyundai C-Tech, Inc. dba HCT America, Inc.
Hyundai C-Tech, Inc. dba HCT America, Inc., 1726 Ringwood Avenue, San Jose, CA 95131, USA. TEL: +1-510-933-8848 FAX: +1-510-933-8849

9.9 POWERLINE CONDUCTED EMISSIONS

AC Adapter

Frequency (MHz)	Line	Reading (dBµV)		Corr. (dB)	Level (dBµV)		Limit (dBµV)		Margin (dB)	
		QP	CAV		QP	CAV	QP	CAV	QP	CAV
0.153	L1	37.3	26.0	9.8	47.1	35.8	65.9	55.9	18.8	20.1
0.181	L1	33.0	20.8	9.8	42.8	30.6	64.5	54.5	21.7	23.9
0.365	L1	25.2	21.0	9.7	34.9	30.7	58.6	48.6	23.7	17.9
1.207	L1	24.0	21.4	9.8	33.8	31.2	56	46	22.2	14.8
2.113	L1	20.3	18.6	9.7	30.0	28.3	56	46	26.0	17.7
3.32	L1	21.4	16.8	9.8	31.2	26.6	56	46	24.8	19.4
14.788	L1	20.7	19.9	10.2	30.9	30.1	60	50	29.1	19.9
17.504	L1	18.5	16.3	10.3	28.8	26.6	60	50	31.2	23.4

Frequency (MHz)	Line	Reading (dBµV)		Corr. (dB)	Level (dBµV)		Limit (dBµV)		Margin (dB)	
		QP	CAV		QP	CAV	QP	CAV	QP	CAV
0.154	N	37.9	25.4	9.8	47.7	35.2	65.8	55.8	18.1	20.6
0.232	N	25.7	9.4	9.7	35.4	19.1	62.4	52.4	27.0	33.3
0.365	N	24.8	20.6	9.7	34.5	30.3	58.6	48.6	24.1	18.3
1.207	N	23.4	21.2	9.8	33.2	31.0	56	46	22.8	15.0
3.016	N	21.1	16.6	9.8	30.9	26.4	56	46	25.1	19.6
3.324	N	21.3	16.4	9.8	31.1	26.2	56	46	24.9	19.8
14.788	N	21.3	20.7	10.1	31.4	30.8	60	50	28.6	19.2
17.505	N	19.6	18.1	10.2	29.8	28.3	60	50	30.2	21.7

Note : Quasi-peak(Final Result) = Reading Value + Correction Factor

This document may not be copied or reproduced (reprinted) without written consent by Hyundai C-Tech, Inc. dba HCT America, Inc.
Hyundai C-Tech, Inc. dba HCT America, Inc., 1726 Ringwood Avenue, San Jose, CA 95131, USA. TEL: +1-510-933-8848 FAX: +1-510-933-8849

▣ TEST PLOTS

AC Adapter : AC Line Conducted Emission (L1)

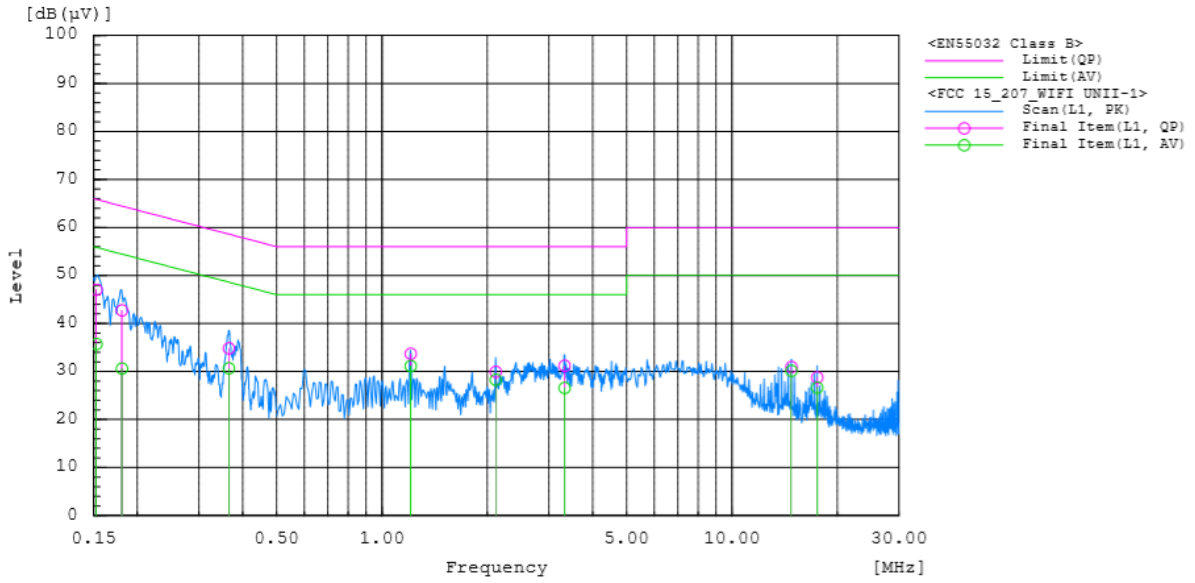

AC Adapter : AC Line Conducted Emission (N)

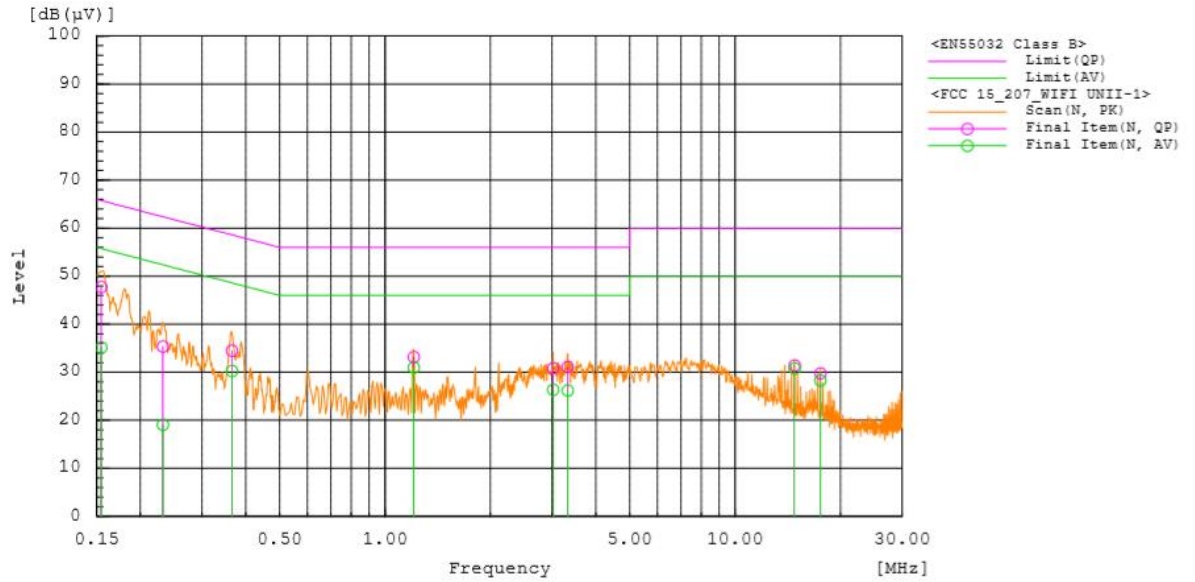

This document may not be copied or reproduced (reprinted) without written consent by Hyundai C-Tech, Inc. dba HCT America, Inc.
Hyundai C-Tech, Inc. dba HCT America, Inc., 1726 Ringwood Avenue, San Jose, CA 95131, USA. TEL: +1-510-933-8848 FAX: +1-510-933-8849

PoE Adapter

Frequency (MHz)	Line	Reading (dBµV)		Corr. (dB)	Level (dBµV)		Limit (dBµV)		Margin (dB)	
		QP	CAV		QP	CAV	QP	CAV	QP	CAV
0.154	L1	40.6	22.0	9.8	50.4	31.8	65.8	55.8	15.4	24.0
0.180	L1	36.4	19.3	9.8	46.2	29.1	64.5	54.5	18.3	25.4
0.233	L1	29.1	10.8	9.7	38.8	20.5	62.3	52.3	23.5	31.8
4.952	L1	11.9	8.3	9.9	21.8	18.2	56	46	34.2	27.8
16.095	L1	34.5	29.5	10.2	44.7	39.7	60	50	15.3	10.3
16.398	L1	34.8	33.6	10.2	45.0	43.8	60	50	15.0	6.2
17.005	L1	32.9	24.5	10.2	43.1	34.7	60	50	16.9	15.3

Frequency (MHz)	Line	Reading (dBµV)		Corr. (dB)	Level (dBµV)		Limit (dBµV)		Margin (dB)	
		QP	CAV		QP	CAV	QP	CAV	QP	CAV
0.151	N	39.0	20.2	9.8	48.8	30.0	65.9	55.9	17.1	25.9
0.177	N	37.1	19.7	9.7	46.8	29.4	64.6	54.6	17.8	25.2
0.182	N	36.4	19.7	9.7	46.1	29.4	64.4	54.4	18.3	25.0
3.094	N	8.8	2.5	9.8	18.6	12.3	56	46	37.4	33.7
4.890	N	12.5	8.9	9.9	22.4	18.8	56	46	33.6	27.2
16.399	N	35.1	33.9	10.2	45.3	44.1	60	50	14.7	5.9
16.702	N	33.1	30.8	10.2	43.3	41.0	60	50	16.7	9.0
17.005	N	33.2	23.3	10.2	43.4	33.5	60	50	16.6	16.5

Note : Quasi-peak(Final Result) = Reading Value + Correction Factor

This document may not be copied or reproduced (reprinted) without written consent by Hyundai C-Tech, Inc. dba HCT America, Inc.
Hyundai C-Tech, Inc. dba HCT America, Inc., 1726 Ringwood Avenue, San Jose, CA 95131, USA. TEL: +1-510-933-8848 FAX: +1-510-933-8849

▣ TEST PLOTS

PoE Adapter : AC Line Conducted Emission (L1)

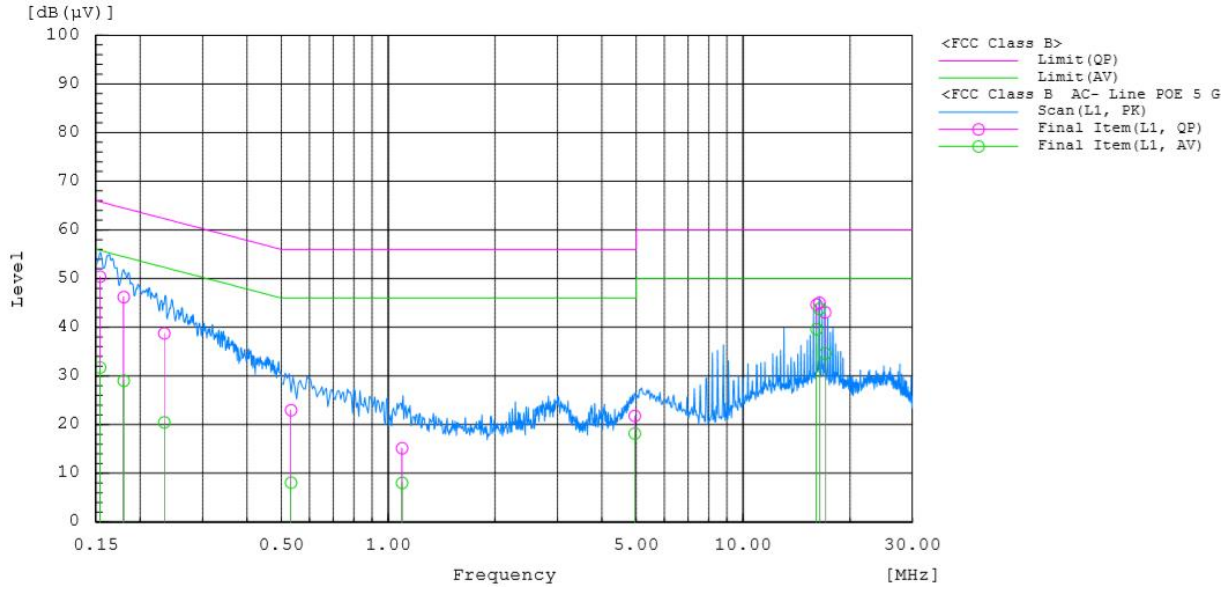

PoE Adapter : AC Line Conducted Emission (N)

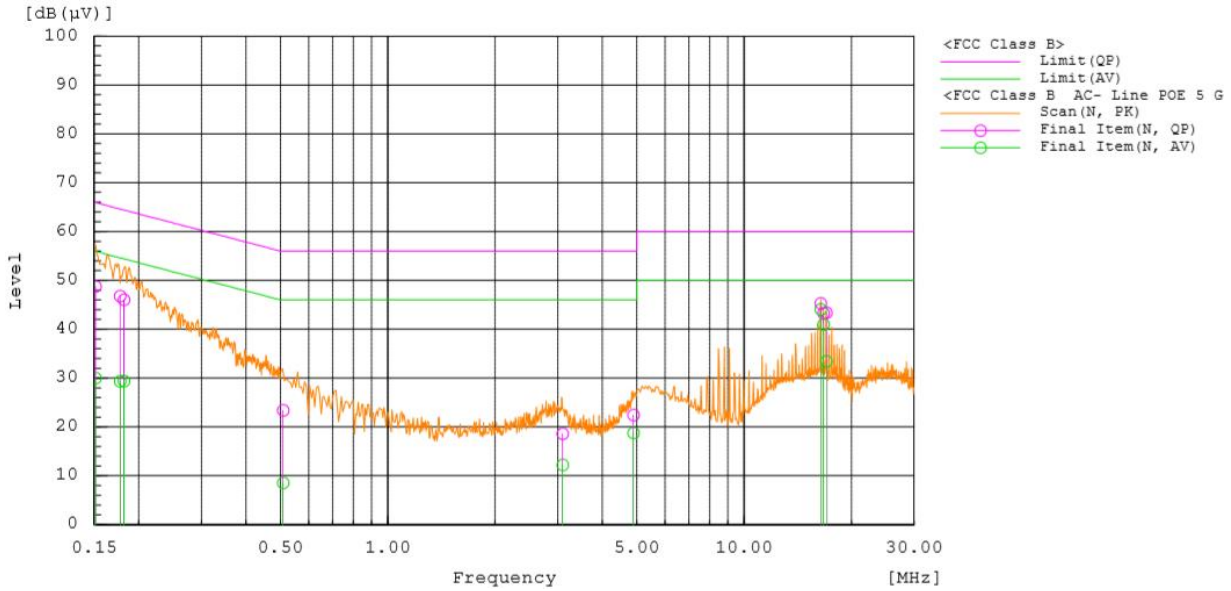

This document may not be copied or reproduced (reprinted) without written consent by Hyundai C-Tech, Inc. dba HCT America, Inc.
Hyundai C-Tech, Inc. dba HCT America, Inc., 1726 Ringwood Avenue, San Jose, CA 95131, USA. TEL: +1-510-933-8848 FAX: +1-510-933-8849

10. LIST OF TEST EQUIPMENT

No.	Instrument	Model No.	Calibration Due (mm/dd/yy)	Manufacture	Serial No.
☒	Signal Analyzer (20 Hz ~ 40.0 GHz)	ESU40	12/20/2020	ROHDE & SCHWARZ	100529
☒	Signal Analyzer (10 Hz ~ 26.5 GHz)	N9020A	11/08/2020	Keysight	MY52091291
☒	BI-LOG Antenna (30 MHz ~ 1 GHz)	JB6	11/29/2020	Sunol	A071116
☒	Attenuator (20 dB, DC ~ 26.5 GHz)	8493C	12/13/2020	HP	09072
☒	POWER AMP (1 GHz ~ 18 GHz)	PAM-118A	08/22/2020	Com-Power Corporation	18040074
☒	POWER AMP (0.3GHz ~ 1GHz)	8447D	10/08/2020	HP	2944
☒	Horn Antenna (1 GHz ~ 18 GHz)	DRH-118	08/28/2020	Sunol	A070516
☒	Loop Antenna (0.009 ~ 30 MHz)	HLA 6121	08/27/2020	TESEQ	43964
☒	Horn Antenna (18 GHz ~ 40 GHz)	DRH-1840	02/20/2021	Sunol	17120
☒	POWER AMP (18 GHz ~ 40 GHz)	CBL184050-45-01	02/04/2021	CERNEX, Inc.	43964
☒	ISM Band Reject filter (2370 ~ 2400 - 2483.5 ~2520 MHz)	WRCJV12	01/18/2021	Wainwright	4
☒	EMI Test Receiver	ESR3	12/20/2020	Rohde & Schwarz	102363
☒	LISN	3816/2SH	01/19/2021	EMCO	00205729
☒	LISN	ENV216	01/19/2021	Rohde & Schwarz	101349

Note:

1. Equipment listed above that calibrated during the testing period was set for test after the calibration.
2. Equipment listed above that has a calibration due date during the testing period, the testing is completed before equipment expiration date

This document may not be copied or reproduced (reprinted) without written consent by Hyundai C-Tech, Inc. dba HCT America, Inc.
Hyundai C-Tech, Inc. dba HCT America, Inc., 1726 Ringwood Avenue, San Jose, CA 95131, USA. TEL: +1-510-933-8848 FAX: +1-510-933-8849

APPENDIX A. TEST SETUP PHOTOS

The test setup photos are provided as a separate document

This document may not be copied or reproduced (reprinted) without written consent by Hyundai C-Tech, Inc. dba HCT America, Inc.
Hyundai C-Tech, Inc. dba HCT America, Inc., 1726 Ringwood Avenue, San Jose, CA 95131, USA. TEL: +1-510-933-8848 FAX: +1-510-933-8849

APPENDIX B. PHOTOGRAPHS OF EUT

The EUT photos are provided as a separate document

This document may not be copied or reproduced (reprinted) without written consent by Hyundai C-Tech, Inc. dba HCT America, Inc.
Hyundai C-Tech, Inc. dba HCT America, Inc., 1726 Ringwood Avenue, San Jose, CA 95131, USA. TEL: +1-510-933-8848 FAX: +1-510-933-8849