Site: SIP-AC1	Test Date: 2023/11/18 - 14:41
Limit: FCC_5G_RE(3m)	Engineer: Mero Zhou
Probe: HF907_102862_1-18GHz	Polarity: Vertical
EUT: ACCESS POINT	Power: By PoE
Test Mode: Transmit by 802.11ax-HE160 at 5570MHz	

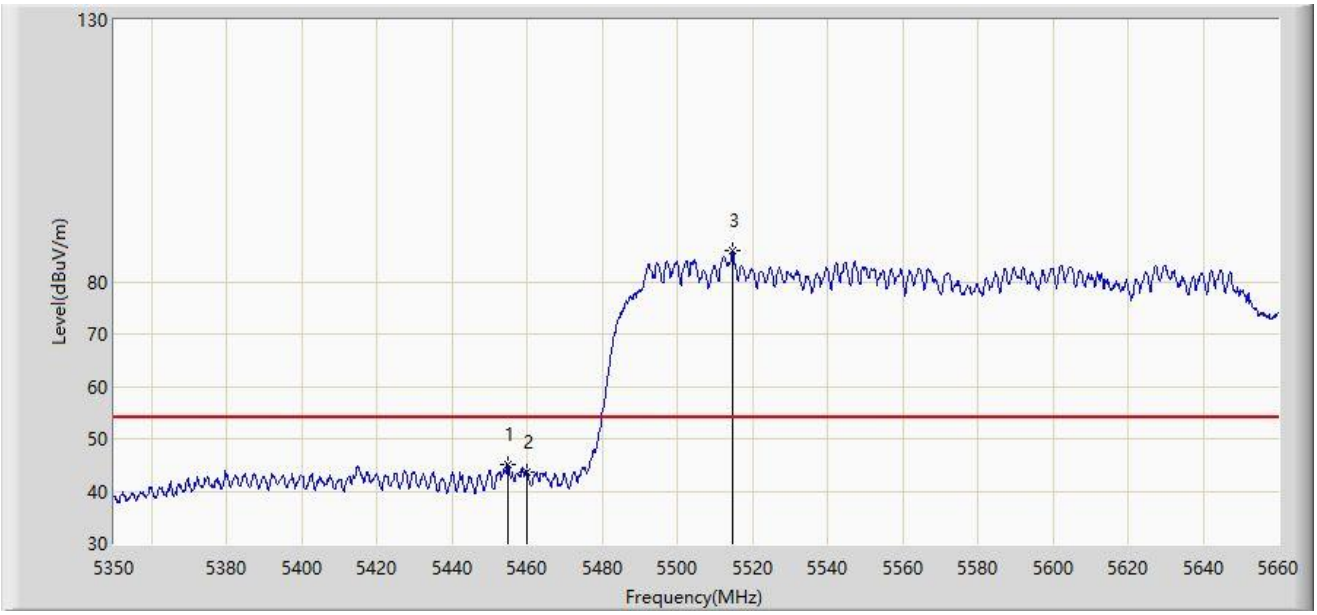

No	Mark	Frequency (MHz)	Measure Level (dBµV/m)	Reading Level (dBµV)	Margin (dB)	Limit (dBµV/m)	Factor (dB/m)	Type
1	*	5454.935	45.096	35.951	-8.904	54.000	9.145	AV
2		5460.000	43.595	34.080	-10.405	54.000	9.515	AV
3		5514.765	85.840	34.139	N/A	N/A	51.701	AV

Note 1: " * ", means this data is the worst emission level.

Note 2: Measure Level (dBµV/m) = Reading Level (dBµV) + Factor (dB/m).

Note 3: Factor (dB/m) = Cable Loss (dB) + Antenna Factor (dB/m) - Pre_Amplifier Gain (dB).

Full Path Akoustic Filter:

Site: SIP-AC1	Test Date: 2023-10-23
Limit: FCC_5G_RE(3m)	Engineer: Fusco Pan
Probe: HF907_102862_1-18GHz	Polarity: Horizontal
EUT: ACCESS POINT	Power: By PoE
Test Mode: Transmit by 802.11a at 5180MHz	

No	Mark	Frequency (MHz)	Measure Level (dBμV/m)	Reading Level (dBμV)	Margin (dB)	Limit (dBμV/m)	Factor (dB/m)	Type
1	*	5146.630	69.329	75.050	-4.671	74.000	-5.721	PK
2		5150.000	67.751	72.903	-6.249	74.000	-5.153	PK
3		5186.455	116.282	82.559	N/A	N/A	33.722	PK

Note 1: " * ", means this data is the worst emission level.

Note 2: Measure Level (dBμV/m) = Reading Level (dBμV) + Factor (dB/m).

Note 3: Factor (dB/m) = Cable Loss (dB) + Antenna Factor (dB/m) - Pre_Amplifier Gain (dB).

Site: SIP-AC1	Test Date: 2023-10-23
Limit: FCC_5G_RE(3m)	Engineer: Fusco Pan
Probe: HF907_102862_1-18GHz	Polarity: Horizontal
EUT: ACCESS POINT	Power: By PoE
Test Mode: Transmit by 802.11a at 5180MHz	

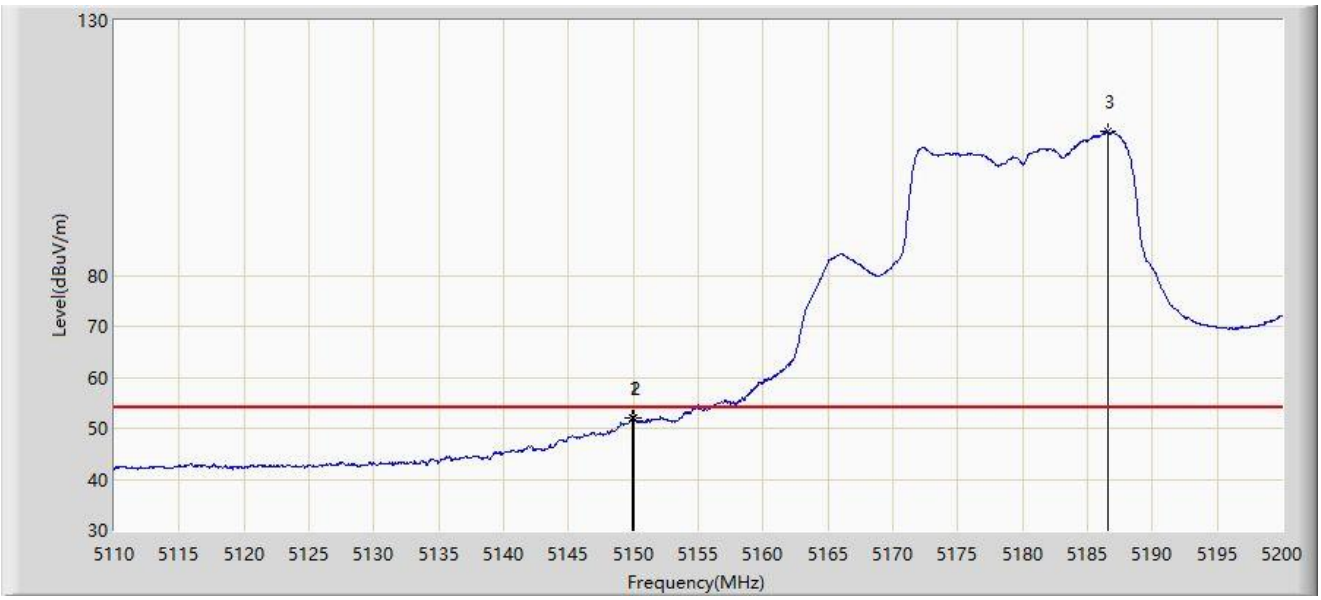

No	Mark	Frequency (MHz)	Measure Level (dBμV/m)	Reading Level (dBμV)	Margin (dB)	Limit (dBμV/m)	Factor (dB/m)	Type
1	*	5149.960	52.129	57.286	-1.871	54.000	-5.157	AV
2		5150.000	52.116	57.268	-1.884	54.000	-5.153	AV
3		5186.635	108.205	74.390	N/A	N/A	33.815	AV

Note 1: " * ", means this data is the worst emission level.

Note 2: Measure Level (dBμV/m) = Reading Level (dBμV) + Factor (dB/m).

Note 3: Factor (dB/m) = Cable Loss (dB) + Antenna Factor (dB/m) - Pre_Amplifier Gain (dB).

Site: SIP-AC1	Test Date: 2023-10-23
Limit: FCC_5G_RE(3m)	Engineer: Fusco Pan
Probe: HF907_102862_1-18GHz	Polarity: Vertical
EUT: ACCESS POINT	Power: By PoE
Test Mode: Transmit by 802.11a at 5180MHz	

No	Mark	Frequency (MHz)	Measure Level (dBμV/m)	Reading Level (dBμV)	Margin (dB)	Limit (dBμV/m)	Factor (dB/m)	Type
1	*	5148.700	63.617	68.995	-10.383	74.000	-5.378	PK
2		5150.000	58.956	64.108	-15.044	74.000	-5.153	PK
3		5187.400	107.133	72.388	N/A	N/A	34.745	PK

Note 1: " * ", means this data is the worst emission level.

Note 2: Measure Level (dBμV/m) = Reading Level (dBμV) + Factor (dB/m).

Note 3: Factor (dB/m) = Cable Loss (dB) + Antenna Factor (dB/m) - Pre_Amplifier Gain (dB).

Site: SIP-AC1	Test Date: 2023-10-23
Limit: FCC_5G_RE(3m)	Engineer: Fusco Pan
Probe: HF907_102862_1-18GHz	Polarity: Vertical
EUT: ACCESS POINT	Power: By PoE
Test Mode: Transmit by 802.11a at 5180MHz	

No	Mark	Frequency (MHz)	Measure Level (dBμV/m)	Reading Level (dBμV)	Margin (dB)	Limit (dBμV/m)	Factor (dB/m)	Type
1	*	5148.385	43.361	48.799	-10.639	54.000	-5.439	AV
2		5150.000	41.978	47.130	-12.022	54.000	-5.153	AV
3		5187.760	100.369	65.137	N/A	N/A	35.232	AV

Note 1: " * ", means this data is the worst emission level.

Note 2: Measure Level (dBμV/m) = Reading Level (dBμV) + Factor (dB/m).

Note 3: Factor (dB/m) = Cable Loss (dB) + Antenna Factor (dB/m) - Pre_Amplifier Gain (dB).

Site: SIP-AC1	Test Date: 2023-10-21
Limit: FCC_5G_RE(3m)	Engineer: Fusco Pan
Probe: HF907_102862_1-18GHz	Polarity: Horizontal
EUT: ACCESS POINT	Power: By PoE
Test Mode: Transmit by 802.11a at 5500MHz	

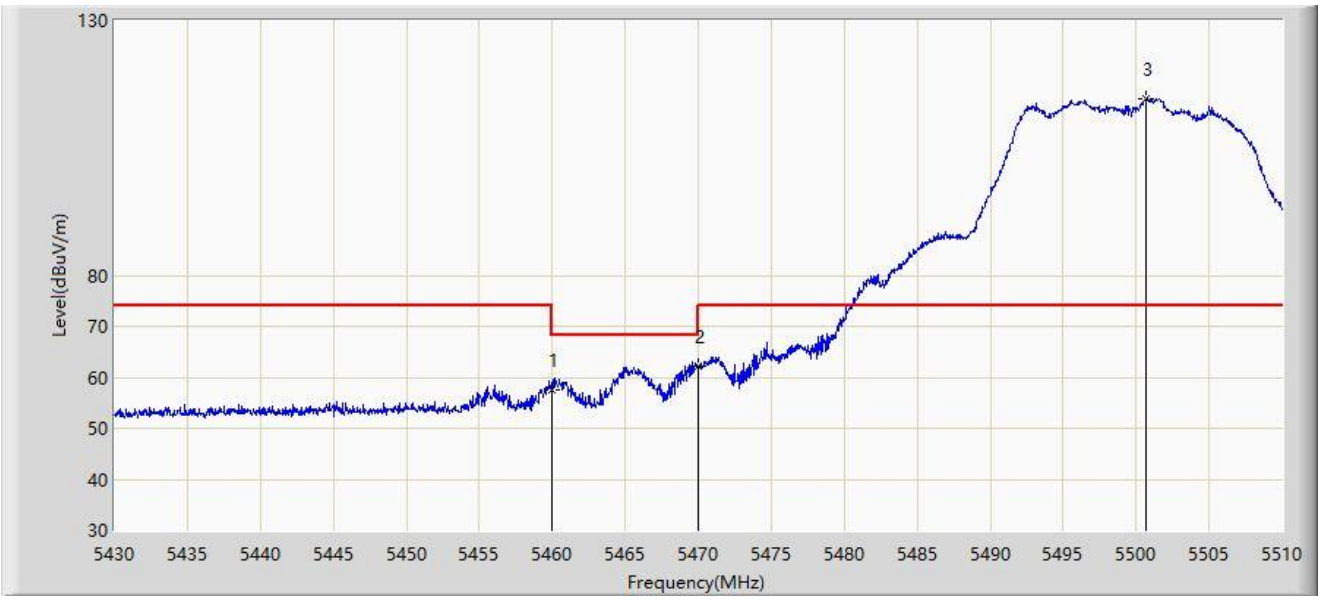

No	Mark	Frequency (MHz)	Measure Level (dBµV/m)	Reading Level (dBµV)	Margin (dB)	Limit (dBµV/m)	Factor (dB/m)	Type
1		5460.000	57.406	62.773	-10.794	68.200	-5.367	PK
2	*	5470.000	62.242	66.073	-5.958	68.200	-3.831	PK
3		5500.680	114.742	78.435	N/A	N/A	36.307	PK

Note 1: " * ", means this data is the worst emission level.

Note 2: Measure Level (dBµV/m) = Reading Level (dBµV) + Factor (dB/m).

Note 3: Factor (dB/m) = Cable Loss (dB) + Antenna Factor (dB/m) - Pre_Amplifier Gain (dB).

Site: SIP-AC1	Test Date: 2023-10-21
Limit: FCC_5G_RE(3m)	Engineer: Fusco Pan
Probe: HF907_102862_1-18GHz	Polarity: Horizontal
EUT: ACCESS POINT	Power: By PoE
Test Mode: Transmit by 802.11a at 5500MHz	

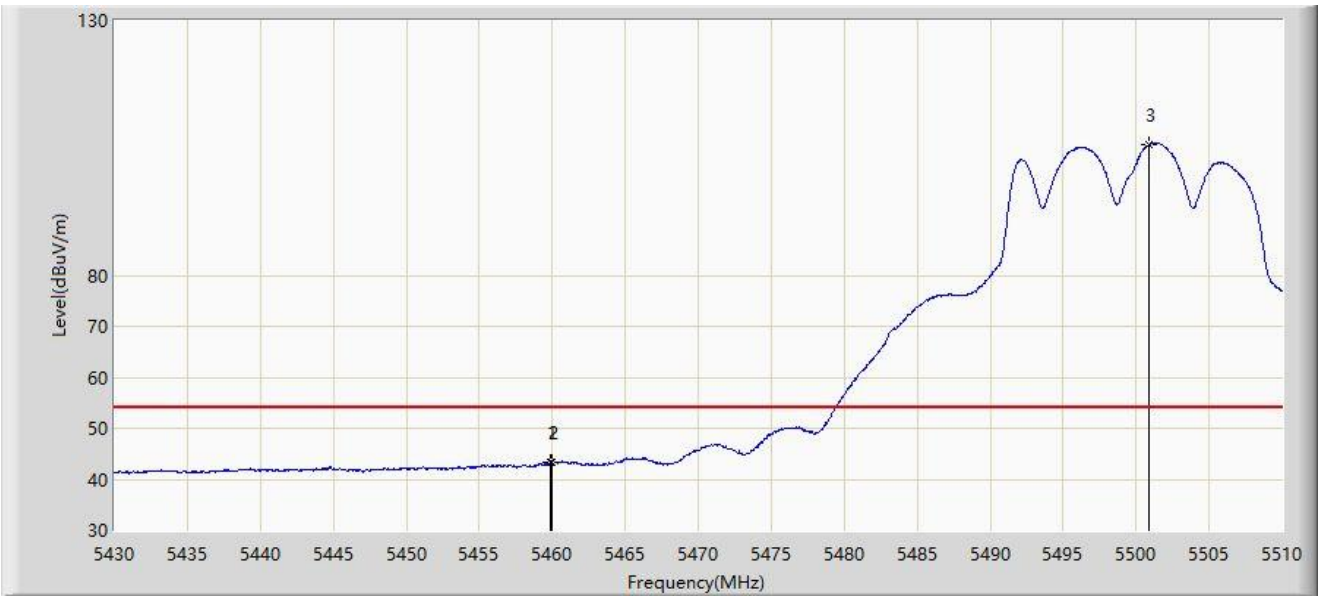

No	Mark	Frequency (MHz)	Measure Level (dBμV/m)	Reading Level (dBμV)	Margin (dB)	Limit (dBμV/m)	Factor (dB/m)	Type
1	*	5459.920	43.350	48.728	-10.650	54.000	-5.378	AV
2		5460.000	43.230	48.597	-10.770	54.000	-5.367	AV
3		5500.920	105.654	69.264	N/A	N/A	36.390	AV

Note 1: " * ", means this data is the worst emission level.

Note 2: Measure Level (dBμV/m) = Reading Level (dBμV) + Factor (dB/m).

Note 3: Factor (dB/m) = Cable Loss (dB) + Antenna Factor (dB/m) - Pre_Amplifier Gain (dB).

Site: SIP-AC1	Test Date: 2023-10-21
Limit: FCC_5G_RE(3m)	Engineer: Fusco Pan
Probe: HF907_102862_1-18GHz	Polarity: Vertical
EUT: ACCESS POINT	Power: By PoE
Test Mode: Transmit by 802.11a at 5500MHz	

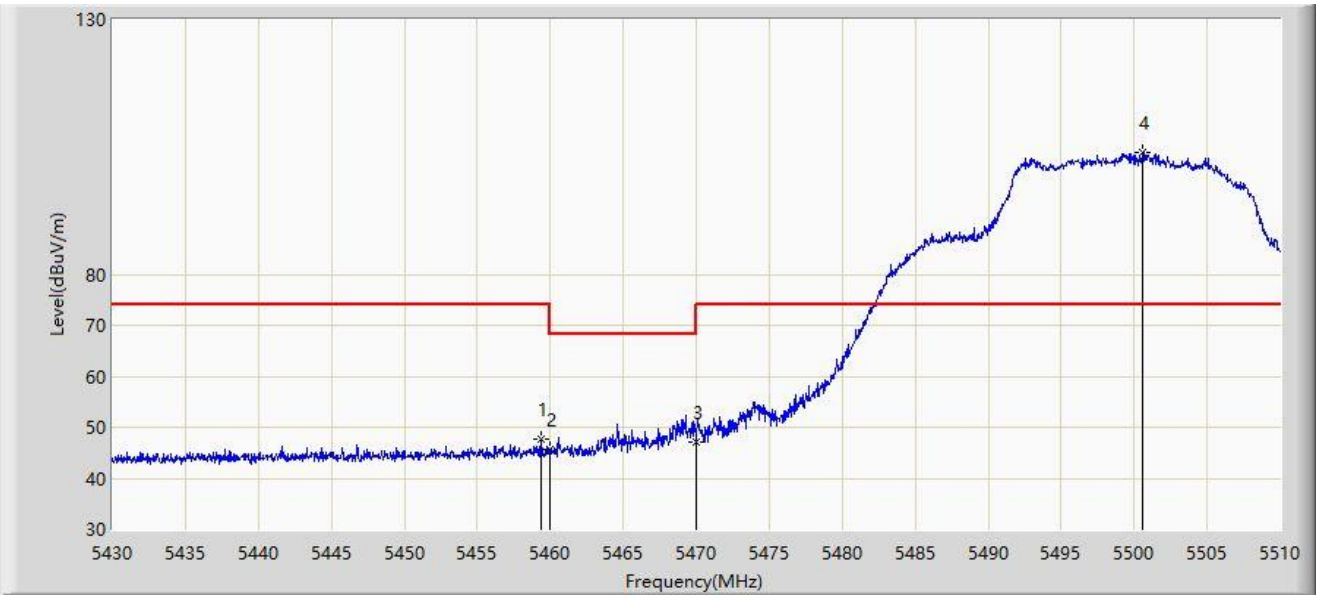

No	Mark	Frequency (MHz)	Measure Level (dBμV/m)	Reading Level (dBμV)	Margin (dB)	Limit (dBμV/m)	Factor (dB/m)	Type
1		5459.400	47.753	53.192	-26.247	74.000	-5.439	PK
2		5460.000	45.648	51.015	-22.552	68.200	-5.367	PK
3	*	5470.000	47.206	51.037	-20.994	68.200	-3.831	PK
4		5500.560	103.860	67.583	N/A	N/A	36.278	PK

Note 1: " * ", means this data is the worst emission level.

Note 2: Measure Level (dBμV/m) = Reading Level (dBμV) + Factor (dB/m).

Note 3: Factor (dB/m) = Cable Loss (dB) + Antenna Factor (dB/m) - Pre_Amplifier Gain (dB).

Site: SIP-AC1	Test Date: 2023-10-21
Limit: FCC_5G_RE(3m)	Engineer: Fusco Pan
Probe: HF907_102862_1-18GHz	Polarity: Vertical
EUT: ACCESS POINT	Power: By PoE
Test Mode: Transmit by 802.11a at 5500MHz	

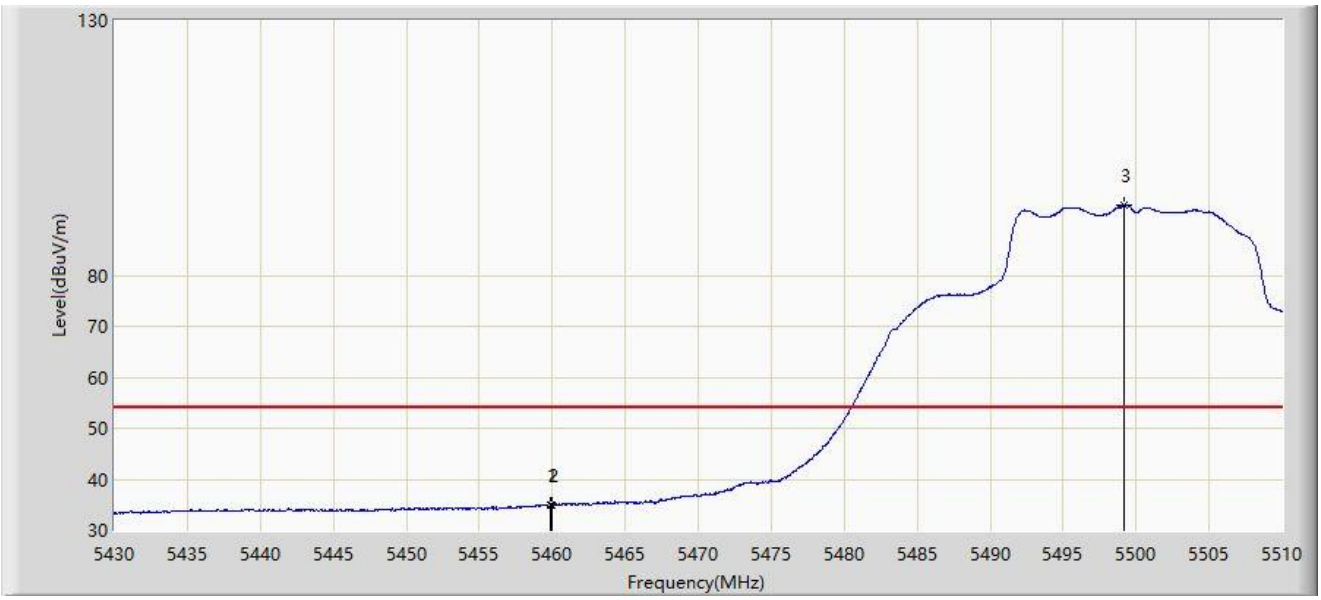

No	Mark	Frequency (MHz)	Measure Level (dBµV/m)	Reading Level (dBµV)	Margin (dB)	Limit (dBµV/m)	Factor (dB/m)	Type
1	*	5459.880	35.018	40.402	-18.982	54.000	-5.384	AV
2		5460.000	34.849	40.216	-19.151	54.000	-5.367	AV
3		5499.160	93.868	57.644	N/A	N/A	36.224	AV

Note 1: " * ", means this data is the worst emission level.

Note 2: Measure Level (dBµV/m) = Reading Level (dBµV) + Factor (dB/m).

Note 3: Factor (dB/m) = Cable Loss (dB) + Antenna Factor (dB/m) - Pre_Amplifier Gain (dB).

Site: SIP-AC1	Test Date: 2023-10-23
Limit: FCC_5.8G_RE(3m)	Engineer: Fusco Pan
Probe: HF907_102862_1-18GHz	Polarity: Horizontal
EUT: ACCESS POINT	Power: By PoE
Test Mode: Transmit by 802.11a at 5745MHz	

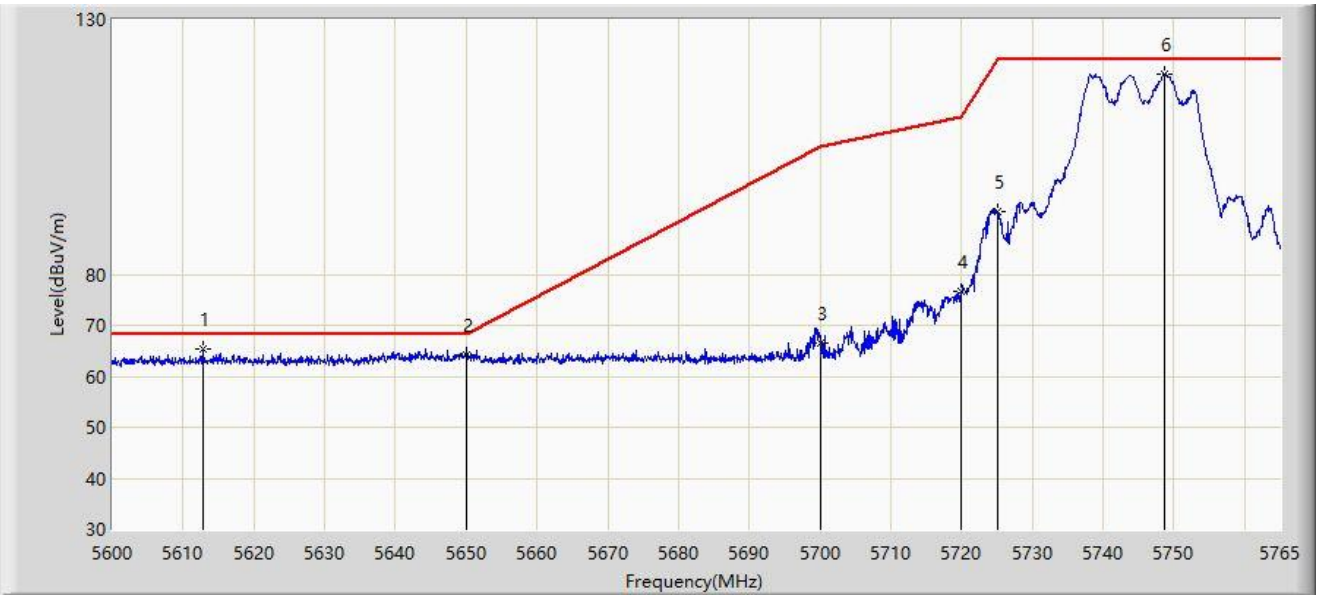

No	Mark	Frequency (MHz)	Measure Level (dBµV/m)	Reading Level (dBµV)	Margin (dB)	Limit (dBµV/m)	Factor (dB/m)	Type
1	*	5612.788	65.420	72.087	-2.780	68.200	-6.666	PK
2		5650.000	64.270	70.926	-3.930	68.200	-6.656	PK
3		5700.000	66.517	73.377	-38.683	105.200	-6.860	PK
4		5720.000	76.584	83.414	-34.216	110.800	-6.830	PK
5		5725.000	92.338	99.170	-29.862	122.200	-6.833	PK
6		5748.583	119.353	126.090	N/A	N/A	-6.737	PK

Note 1: " * ", means this data is the worst emission level.

Note 2: Measure Level (dBµV/m) = Reading Level (dBµV) + Factor (dB/m).

Note 3: Factor (dB/m) = Cable Loss (dB) + Antenna Factor (dB/m) - Pre_Amplifier Gain (dB).

Site: SIP-AC1	Test Date: 2023-10-23
Limit: FCC_5.8G_RE(3m)	Engineer: Fusco Pan
Probe: HF907_102862_1-18GHz	Polarity: Vertical
EUT: ACCESS POINT	Power: By PoE
Test Mode: Transmit by 802.11a at 5745MHz	

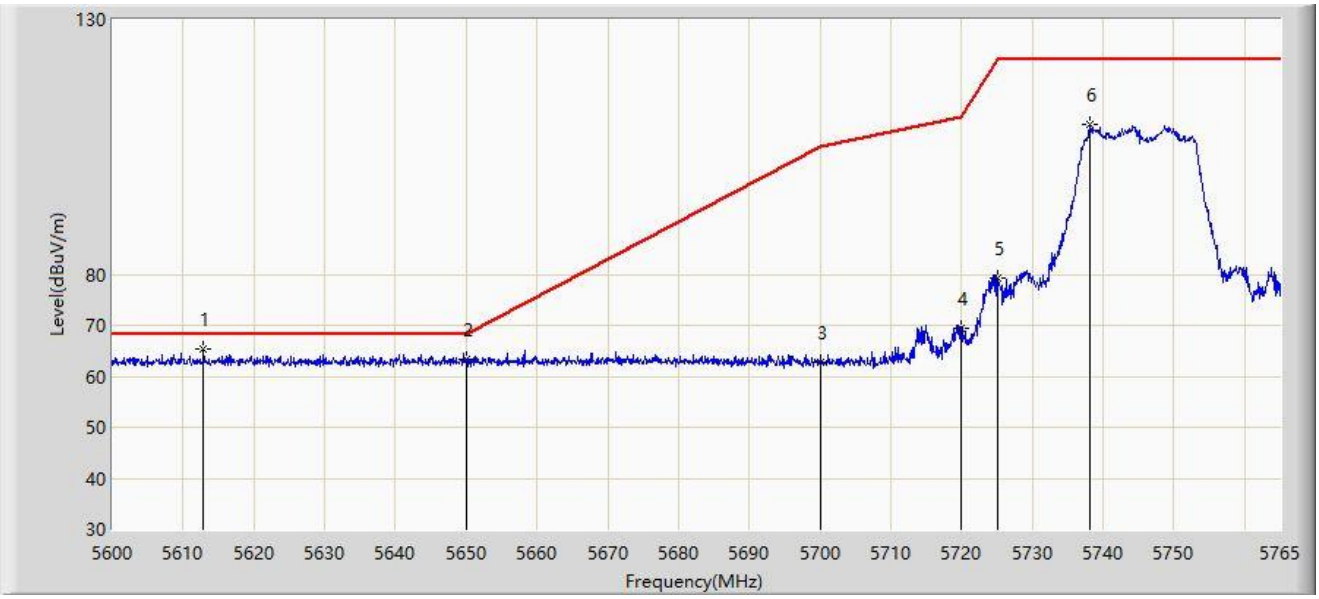

No	Mark	Frequency (MHz)	Measure Level (dBµV/m)	Reading Level (dBµV)	Margin (dB)	Limit (dBµV/m)	Factor (dB/m)	Type
1	*	5612.788	65.420	72.087	-2.780	68.200	-6.666	PK
2		5650.000	63.314	69.970	-4.886	68.200	-6.656	PK
3		5700.000	62.850	69.710	-42.350	105.200	-6.860	PK
4		5720.000	69.372	76.202	-41.428	110.800	-6.830	PK
5		5725.000	79.153	85.985	-43.047	122.200	-6.833	PK
6		5738.022	109.391	116.144	N/A	N/A	-6.753	PK

Note 1: " * ", means this data is the worst emission level.

Note 2: Measure Level (dBµV/m) = Reading Level (dBµV) + Factor (dB/m).

Note 3: Factor (dB/m) = Cable Loss (dB) + Antenna Factor (dB/m) - Pre_Amplifier Gain (dB).

Site: SIP-AC1	Test Date: 2023/11/18 - 15:46
Limit: FCC_5G_RE(3m)	Engineer: Mero Zhou
Probe: HF907_102862_1-18GHz	Polarity: Horizontal
EUT: ACCESS POINT	Power: By PoE
Test Mode: Transmit by 802.11ac-VHT20 at 5180MHz	

No	Mark	Frequency (MHz)	Measure Level (dBμV/m)	Reading Level (dBμV)	Margin (dB)	Limit (dBμV/m)	Factor (dB/m)	Type
1	*	5148.565	68.507	59.773	-5.493	74.000	8.734	PK
2		5150.000	64.696	55.551	-9.304	74.000	9.144	PK
3		5178.085	112.516	58.982	N/A	N/A	53.533	PK

Note 1: " * ", means this data is the worst emission level.

Note 2: Measure Level (dBμV/m) = Reading Level (dBμV) + Factor (dB/m).

Note 3: Factor (dB/m) = Cable Loss (dB) + Antenna Factor (dB/m) - Pre_Amplifier Gain (dB).

Site: SIP-AC1	Test Date: 2023/11/18 - 15:45
Limit: FCC_5G_RE(3m)	Engineer: Mero Zhou
Probe: HF907_102862_1-18GHz	Polarity: Horizontal
EUT: ACCESS POINT	Power: By PoE
Test Mode: Transmit by 802.11ac-VHT20 at 5180MHz	

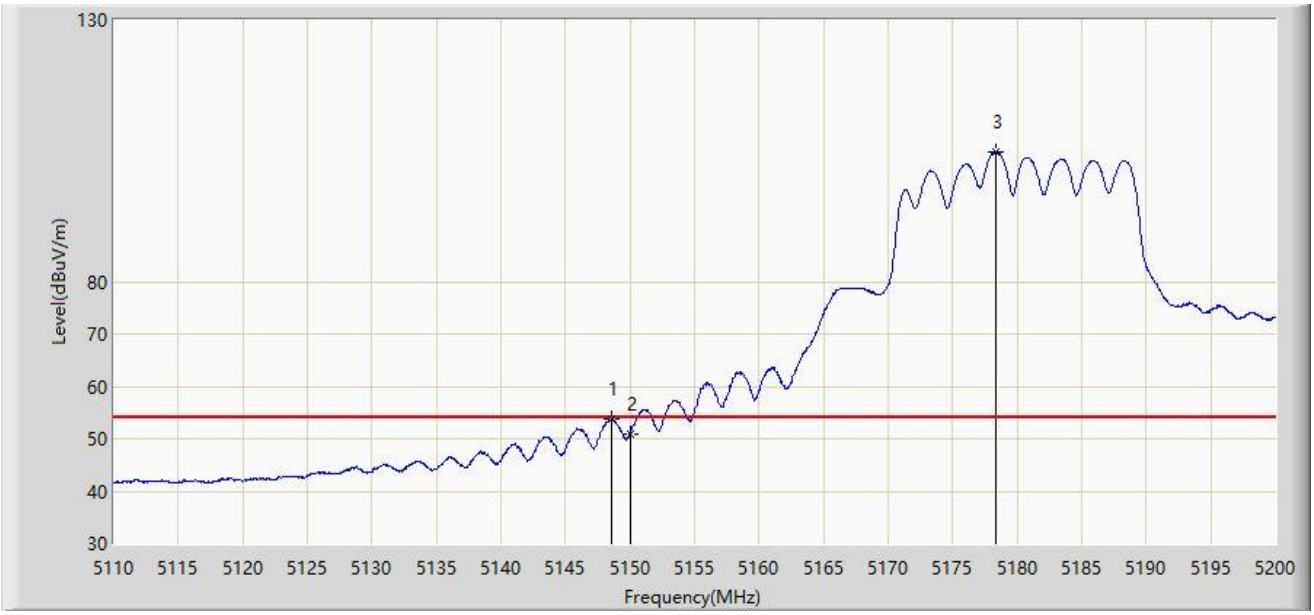

No	Mark	Frequency (MHz)	Measure Level (dBµV/m)	Reading Level (dBµV)	Margin (dB)	Limit (dBµV/m)	Factor (dB/m)	Type
1	*	5148.565	53.828	45.094	-0.172	54.000	8.734	AV
2		5150.000	50.950	41.805	-3.050	54.000	9.144	AV
3		5178.400	104.852	51.542	N/A	N/A	53.310	AV

Note 1: " * ", means this data is the worst emission level.

Note 2: Measure Level (dBµV/m) = Reading Level (dBµV) + Factor (dB/m).

Note 3: Factor (dB/m) = Cable Loss (dB) + Antenna Factor (dB/m) - Pre_Amplifier Gain (dB).

Site: SIP-AC1	Test Date: 2023/11/18 - 15:46
Limit: FCC_5G_RE(3m)	Engineer: Mero Zhou
Probe: HF907_102862_1-18GHz	Polarity: Vertical
EUT: ACCESS POINT	Power: By PoE
Test Mode: Transmit by 802.11ac-VHT20 at 5180MHz	

No	Mark	Frequency (MHz)	Measure Level (dBµV/m)	Reading Level (dBµV)	Margin (dB)	Limit (dBµV/m)	Factor (dB/m)	Type
1	*	5149.060	59.172	50.290	-14.828	74.000	8.882	PK
2		5150.000	57.296	48.151	-16.704	74.000	9.144	PK
3		5177.995	104.518	50.920	N/A	N/A	53.597	PK

Note 1: " * ", means this data is the worst emission level.

Note 2: Measure Level (dBµV/m) = Reading Level (dBµV) + Factor (dB/m).

Note 3: Factor (dB/m) = Cable Loss (dB) + Antenna Factor (dB/m) - Pre_Amplifier Gain (dB).

Site: SIP-AC1	Test Date: 2023/11/18 - 15:49
Limit: FCC_5G_RE(3m)	Engineer: Mero Zhou
Probe: HF907_102862_1-18GHz	Polarity: Vertical
EUT: ACCESS POINT	Power: By PoE
Test Mode: Transmit by 802.11ac-VHT20 at 5180MHz P=76	

No	Mark	Frequency (MHz)	Measure Level (dBμV/m)	Reading Level (dBμV)	Margin (dB)	Limit (dBμV/m)	Factor (dB/m)	Type
1	*	5150.000	43.170	34.025	-10.830	54.000	9.144	AV
2		5179.255	94.828	41.560	N/A	N/A	53.269	AV

Note 1: " * ", means this data is the worst emission level.

Note 2: Measure Level (dBμV/m) = Reading Level (dBμV) + Factor (dB/m).

Note 3: Factor (dB/m) = Cable Loss (dB) + Antenna Factor (dB/m) - Pre_Amplifier Gain (dB).

Site: SIP-AC1	Test Date: 2023-10-21
Limit: FCC_5G_RE(3m)	Engineer: Fusco Pan
Probe: HF907_102862_1-18GHz	Polarity: Horizontal
EUT: ACCESS POINT	Power: By PoE
Test Mode: Transmit by 802.11ac-VHT20 at 5500MHz	

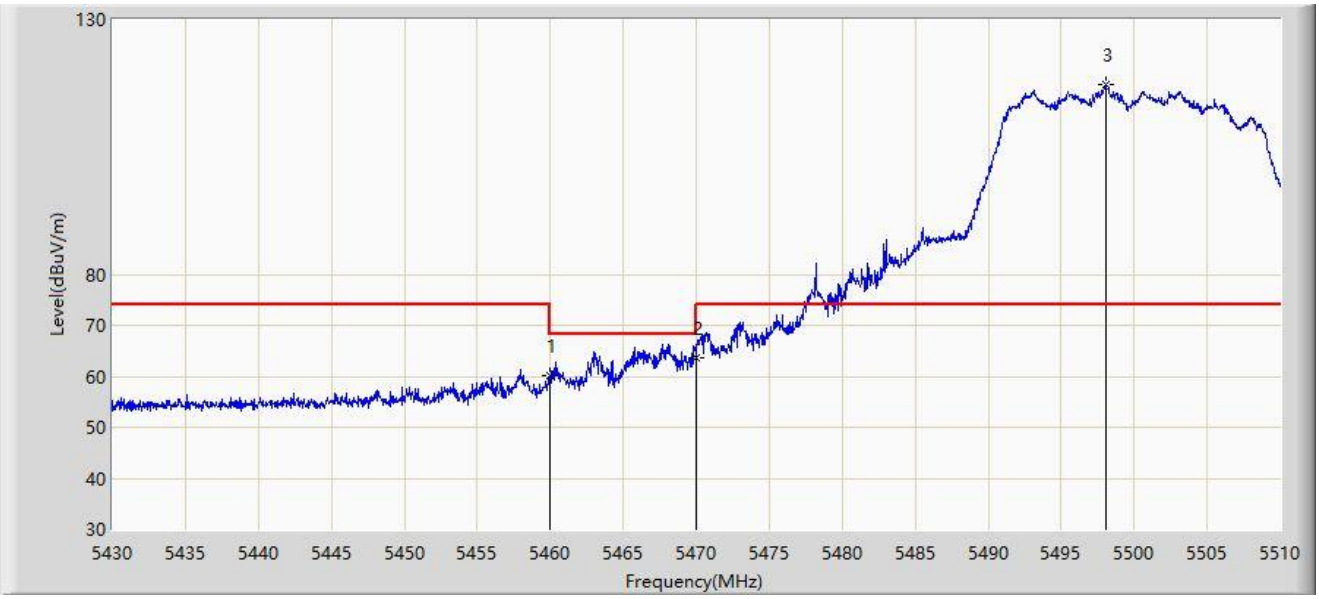

No	Mark	Frequency (MHz)	Measure Level (dBμV/m)	Reading Level (dBμV)	Margin (dB)	Limit (dBμV/m)	Factor (dB/m)	Type
1		5460.000	60.020	65.387	-8.180	68.200	-5.367	PK
2	*	5470.000	63.506	67.337	-4.694	68.200	-3.831	PK
3		5498.080	117.373	80.793	N/A	N/A	36.580	PK

Note 1: " * ", means this data is the worst emission level.

Note 2: Measure Level (dBμV/m) = Reading Level (dBμV) + Factor (dB/m).

Note 3: Factor (dB/m) = Cable Loss (dB) + Antenna Factor (dB/m) - Pre_Amplifier Gain (dB).

Site: SIP-AC1	Test Date: 2023-10-21
Limit: FCC_5G_RE(3m)	Engineer: Fusco Pan
Probe: HF907_102862_1-18GHz	Polarity: Horizontal
EUT: ACCESS POINT	Power: By PoE
Test Mode: Transmit by 802.11ac-VHT20 at 5500MHz	

No	Mark	Frequency (MHz)	Measure Level (dBµV/m)	Reading Level (dBµV)	Margin (dB)	Limit (dBµV/m)	Factor (dB/m)	Type
1	*	5460.000	46.621	51.988	-7.379	54.000	-5.367	AV
2		5497.880	107.804	71.119	N/A	N/A	36.686	AV

Note 1: " * ", means this data is the worst emission level.

Note 2: Measure Level (dBµV/m) = Reading Level (dBµV) + Factor (dB/m).

Note 3: Factor (dB/m) = Cable Loss (dB) + Antenna Factor (dB/m) - Pre_Amplifier Gain (dB).

Site: SIP-AC1	Test Date: 2023-10-21
Limit: FCC_5G_RE(3m)	Engineer: Fusco Pan
Probe: HF907_102862_1-18GHz	Polarity: Vertical
EUT: ACCESS POINT	Power: By PoE
Test Mode: Transmit by 802.11ac-VHT20 at 5500MHz	

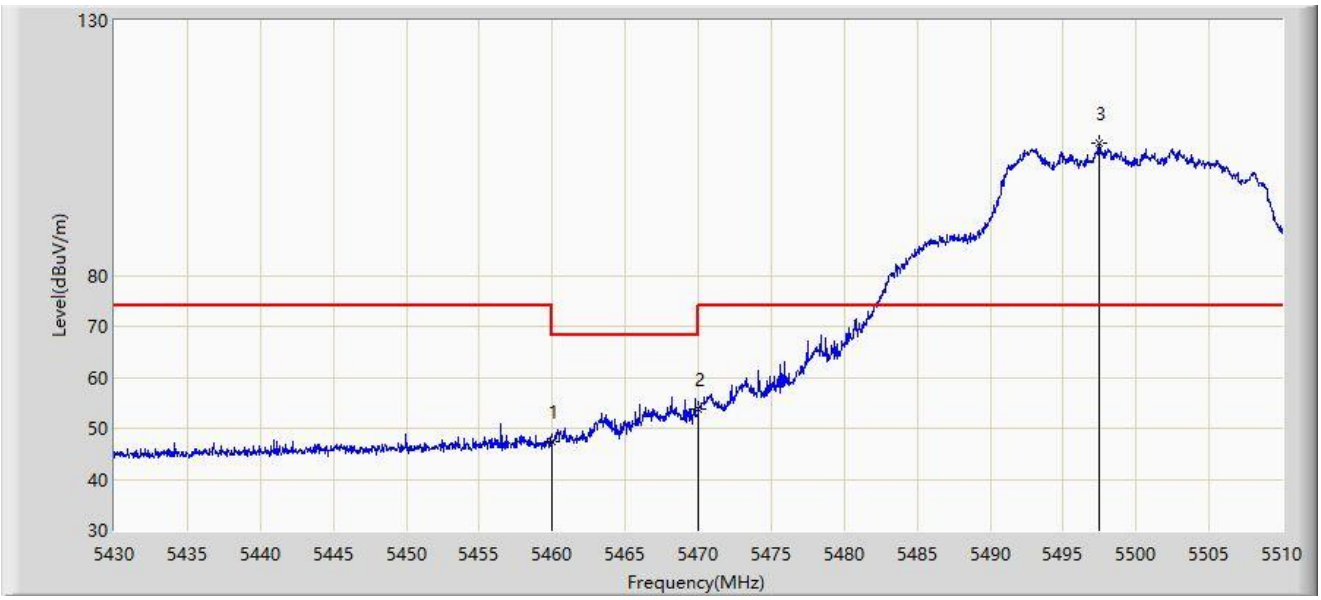

No	Mark	Frequency (MHz)	Measure Level (dBµV/m)	Reading Level (dBµV)	Margin (dB)	Limit (dBµV/m)	Factor (dB/m)	Type
1		5460.000	47.414	52.781	-20.786	68.200	-5.367	PK
2	*	5470.000	53.743	57.574	-14.457	68.200	-3.831	PK
3		5497.440	105.942	68.938	N/A	N/A	37.003	PK

Note 1: " * ", means this data is the worst emission level.

Note 2: Measure Level (dBµV/m) = Reading Level (dBµV) + Factor (dB/m).

Note 3: Factor (dB/m) = Cable Loss (dB) + Antenna Factor (dB/m) - Pre_Amplifier Gain (dB).

Site: SIP-AC1	Test Date: 2023-10-21
Limit: FCC_5G_RE(3m)	Engineer: Fusco Pan
Probe: HF907_102862_1-18GHz	Polarity: Vertical
EUT: ACCESS POINT	Power: By PoE
Test Mode: Transmit by 802.11ac-VHT20 at 5500MHz	

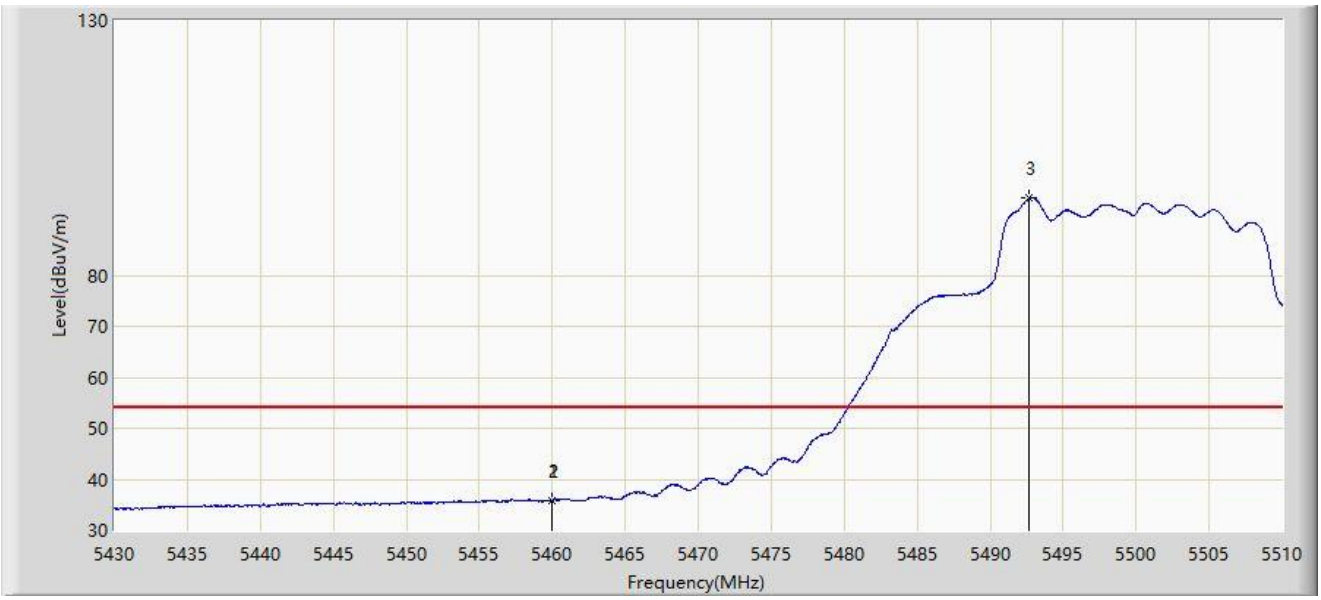

No	Mark	Frequency (MHz)	Measure Level (dBμV/m)	Reading Level (dBμV)	Margin (dB)	Limit (dBμV/m)	Factor (dB/m)	Type
1	*	5459.960	35.925	41.297	-18.075	54.000	-5.372	AV
2		5460.000	35.879	41.246	-18.121	54.000	-5.367	AV
3		5492.680	95.202	51.780	N/A	N/A	43.422	AV

Note 1: " * ", means this data is the worst emission level.

Note 2: Measure Level (dBμV/m) = Reading Level (dBμV) + Factor (dB/m).

Note 3: Factor (dB/m) = Cable Loss (dB) + Antenna Factor (dB/m) - Pre_Amplifier Gain (dB).

Site: SIP-AC1	Test Date: 2023-10-23
Limit: FCC_5.8G_RE(3m)	Engineer: Fusco Pan
Probe: HF907_102862_1-18GHz	Polarity: Horizontal
EUT: ACCESS POINT	Power: By PoE
Test Mode: Transmit by 802.11ac-VHT20 at 5745MHz	

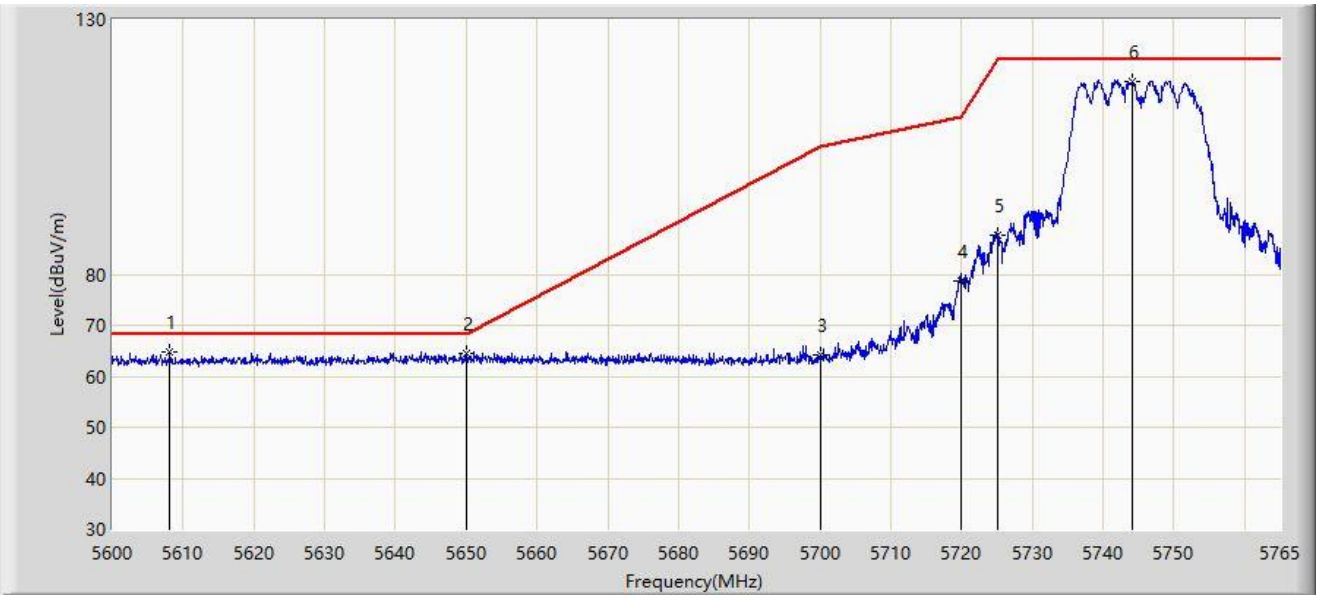

No	Mark	Frequency (MHz)	Measure Level (dBµV/m)	Reading Level (dBµV)	Margin (dB)	Limit (dBµV/m)	Factor (dB/m)	Type
1	*	5608.085	64.682	71.340	-3.518	68.200	-6.658	PK
2		5650.000	64.470	71.126	-3.730	68.200	-6.656	PK
3		5700.000	64.100	70.960	-41.100	105.200	-6.860	PK
4		5720.000	78.632	85.462	-32.168	110.800	-6.830	PK
5		5725.000	87.541	94.373	-34.659	122.200	-6.833	PK
6		5744.127	117.826	124.549	N/A	N/A	-6.723	PK

Note 1: " * ", means this data is the worst emission level.

Note 2: Measure Level (dBµV/m) = Reading Level (dBµV) + Factor (dB/m).

Note 3: Factor (dB/m) = Cable Loss (dB) + Antenna Factor (dB/m) - Pre_Amplifier Gain (dB).

Site: SIP-AC1	Test Date: 2023-10-23
Limit: FCC_5.8G_RE(3m)	Engineer: Fusco Pan
Probe: HF907_102862_1-18GHz	Polarity: Vertical
EUT: ACCESS POINT	Power: By PoE
Test Mode: Transmit by 802.11ac-VHT20 at 5745MHz	

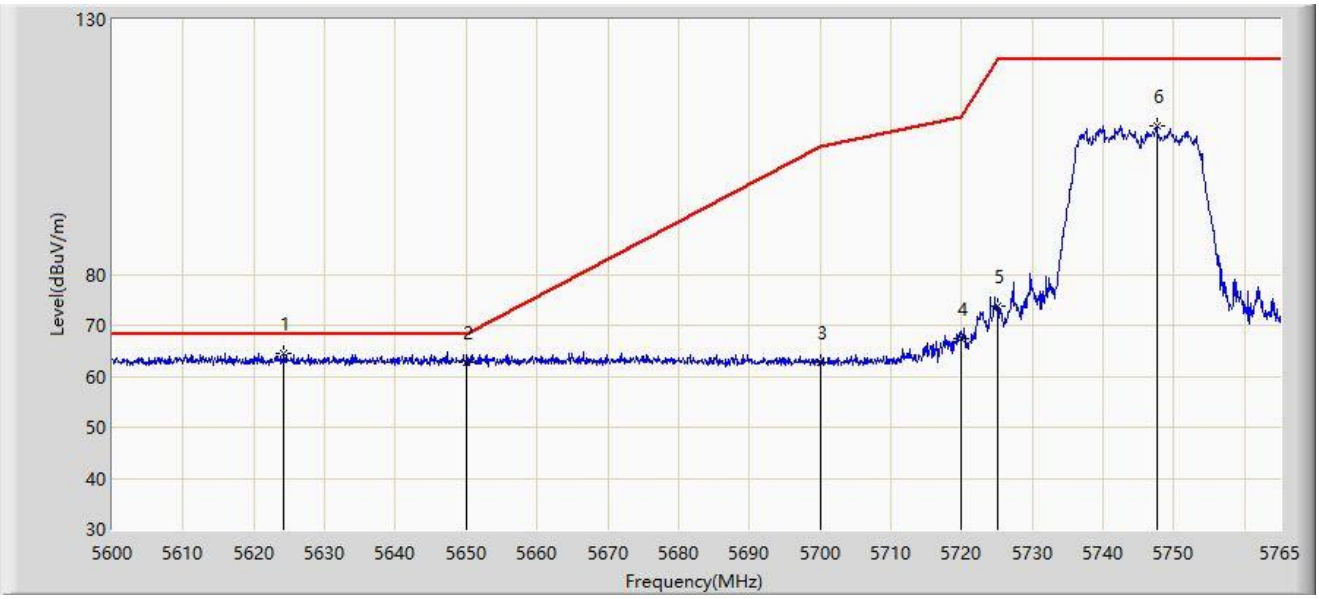

No	Mark	Frequency (MHz)	Measure Level (dBµV/m)	Reading Level (dBµV)	Margin (dB)	Limit (dBµV/m)	Factor (dB/m)	Type
1	*	5624.172	64.349	71.035	-3.851	68.200	-6.686	PK
2		5650.000	62.747	69.403	-5.453	68.200	-6.656	PK
3		5700.000	62.796	69.656	-42.404	105.200	-6.860	PK
4		5720.000	67.527	74.357	-43.273	110.800	-6.830	PK
5		5725.000	73.853	80.685	-48.347	122.200	-6.833	PK
6		5747.592	109.053	115.787	N/A	N/A	-6.735	PK

Note 1: " * ", means this data is the worst emission level.

Note 2: Measure Level (dBµV/m) = Reading Level (dBµV) + Factor (dB/m).

Note 3: Factor (dB/m) = Cable Loss (dB) + Antenna Factor (dB/m) - Pre_Amplifier Gain (dB).

Site: SIP-AC1	Test Date: 2023-10-21
Limit: FCC_5G_RE(3m)	Engineer: Fusco Pan
Probe: HF907_102862_1-18GHz	Polarity: Horizontal
EUT: ACCESS POINT	Power: By PoE
Test Mode: Transmit by 802.11ac-VHT80 at 5530MHz	

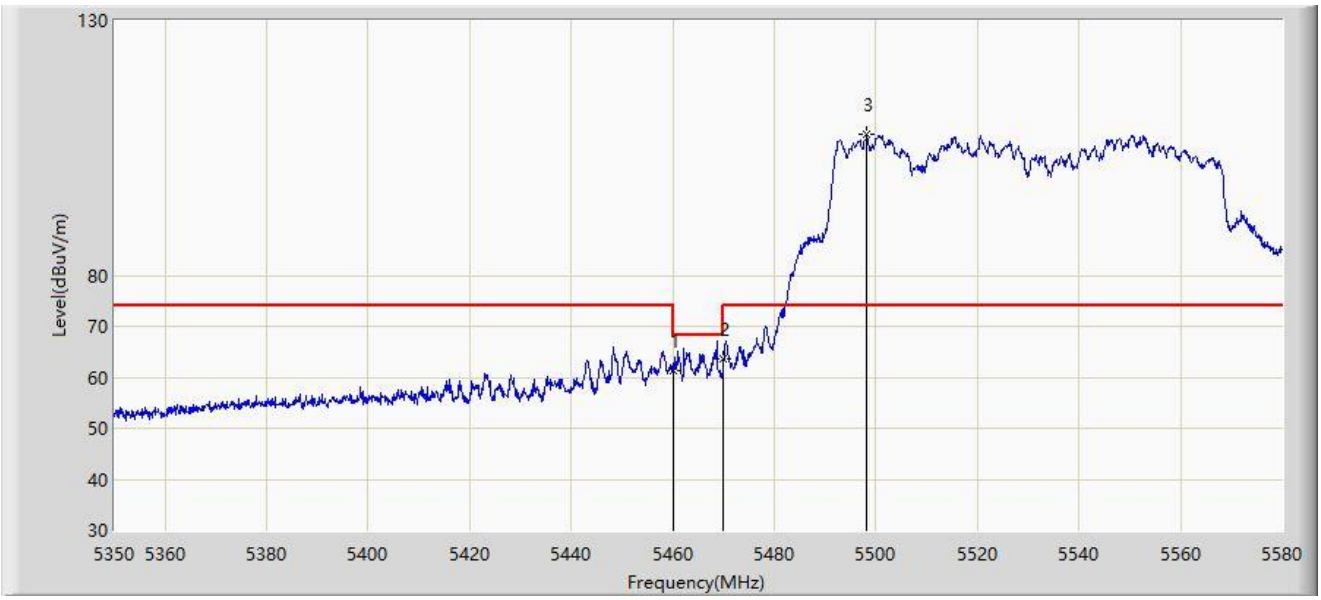

No	Mark	Frequency (MHz)	Measure Level (dBµV/m)	Reading Level (dBµV)	Margin (dB)	Limit (dBµV/m)	Factor (dB/m)	Type
1		5460.000	61.264	66.631	-6.936	68.200	-5.367	PK
2	*	5470.000	63.521	67.352	-4.679	68.200	-3.831	PK
3		5498.120	107.695	71.130	N/A	N/A	36.565	PK

Note 1: " * ", means this data is the worst emission level.

Note 2: Measure Level (dBµV/m) = Reading Level (dBµV) + Factor (dB/m).

Note 3: Factor (dB/m) = Cable Loss (dB) + Antenna Factor (dB/m) - Pre_Amplifier Gain (dB).

Site: SIP-AC1	Test Date: 2023-10-21
Limit: FCC_5G_RE(3m)	Engineer: Fusco Pan
Probe: HF907_102862_1-18GHz	Polarity: Horizontal
EUT: ACCESS POINT	Power: By PoE
Test Mode: Transmit by 802.11ac-VHT80 at 5530MHz	

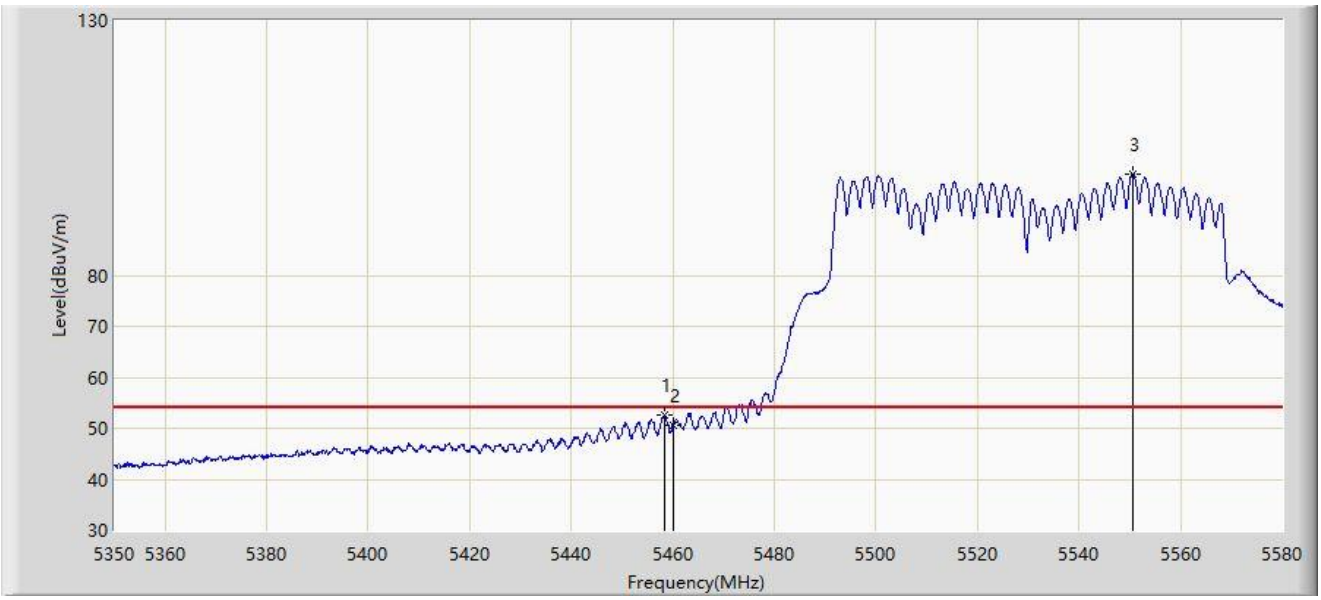

No	Mark	Frequency (MHz)	Measure Level (dBµV/m)	Reading Level (dBµV)	Margin (dB)	Limit (dBµV/m)	Factor (dB/m)	Type
1	*	5458.445	52.717	58.181	-1.283	54.000	-5.464	AV
2		5460.000	50.586	55.953	-3.414	54.000	-5.367	AV
3		5550.560	99.912	56.386	N/A	N/A	43.526	AV

Note 1: " * ", means this data is the worst emission level.

Note 2: Measure Level (dBµV/m) = Reading Level (dBµV) + Factor (dB/m).

Note 3: Factor (dB/m) = Cable Loss (dB) + Antenna Factor (dB/m) - Pre_Amplifier Gain (dB).

Site: SIP-AC1	Test Date: 2023-10-21
Limit: FCC_5G_RE(3m)	Engineer: Fusco Pan
Probe: HF907_102862_1-18GHz	Polarity: Vertical
EUT: ACCESS POINT	Power: By PoE
Test Mode: Transmit by 802.11ac-VHT80 at 5530MHz	

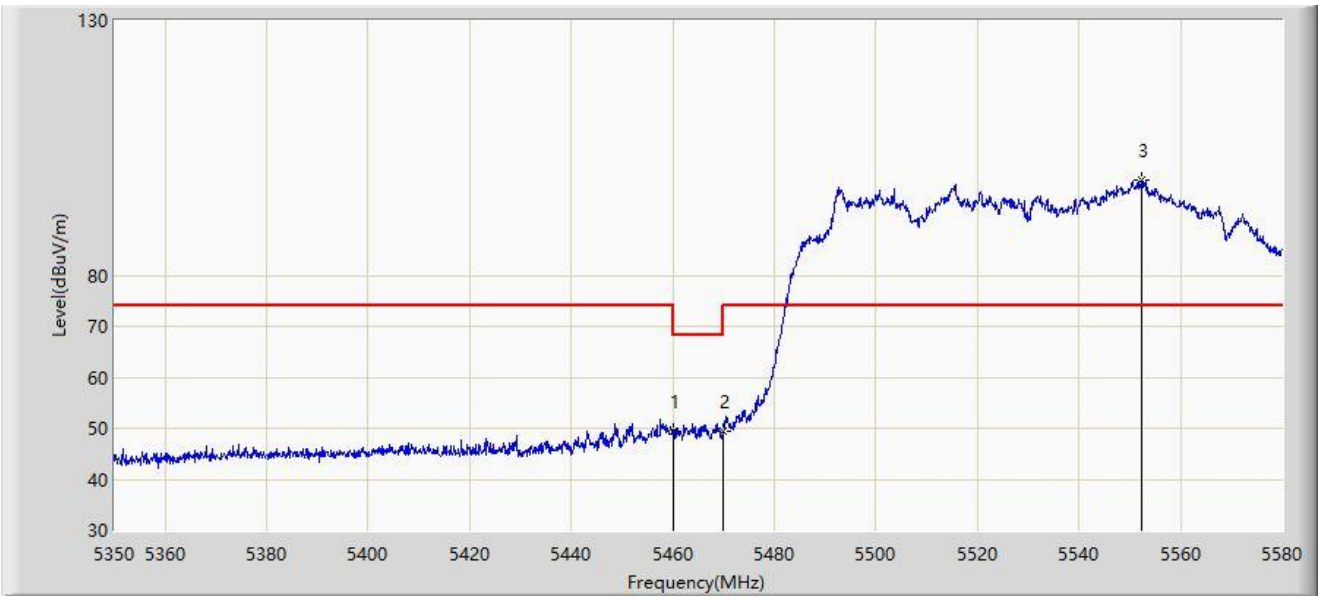

No	Mark	Frequency (MHz)	Measure Level (dBµV/m)	Reading Level (dBµV)	Margin (dB)	Limit (dBµV/m)	Factor (dB/m)	Type
1		5460.000	49.428	54.795	-18.772	68.200	-5.367	PK
2	*	5470.000	49.523	53.354	-18.677	68.200	-3.831	PK
3		5552.400	98.755	53.430	N/A	N/A	45.324	PK

Note 1: " * ", means this data is the worst emission level.

Note 2: Measure Level (dBµV/m) = Reading Level (dBµV) + Factor (dB/m).

Note 3: Factor (dB/m) = Cable Loss (dB) + Antenna Factor (dB/m) - Pre_Amplifier Gain (dB).

Site: SIP-AC1	Test Date: 2023-10-21
Limit: FCC_5G_RE(3m)	Engineer: Fusco Pan
Probe: HF907_102862_1-18GHz	Polarity: Vertical
EUT: ACCESS POINT	Power: By PoE
Test Mode: Transmit by 802.11ac-VHT80 at 5530MHz	

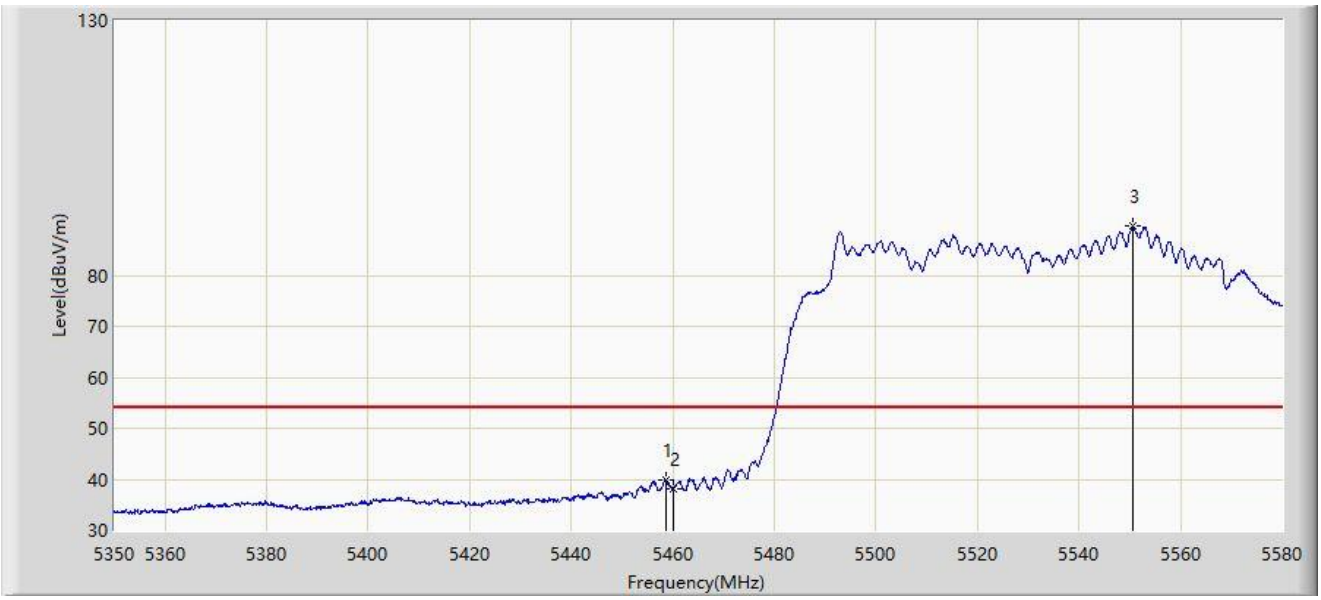

No	Mark	Frequency (MHz)	Measure Level (dBµV/m)	Reading Level (dBµV)	Margin (dB)	Limit (dBµV/m)	Factor (dB/m)	Type
1	*	5458.675	39.800	45.289	-14.200	54.000	-5.489	AV
2		5460.000	38.013	43.380	-15.987	54.000	-5.367	AV
3		5550.560	89.605	46.079	N/A	N/A	43.526	AV

Note 1: " * ", means this data is the worst emission level.

Note 2: Measure Level (dBµV/m) = Reading Level (dBµV) + Factor (dB/m).

Note 3: Factor (dB/m) = Cable Loss (dB) + Antenna Factor (dB/m) - Pre_Amplifier Gain (dB).

Site: SIP-AC1	Test Date: 2023/11/18 - 15:30
Limit: FCC_5.8G_RE(3m)	Engineer: Mero Zhou
Probe: HF907_102862_1-18GHz	Polarity: Horizontal
EUT: ACCESS POINT	Power: By PoE
Test Mode: Transmit by 802.11ac-VHT80 at 5775MHz	

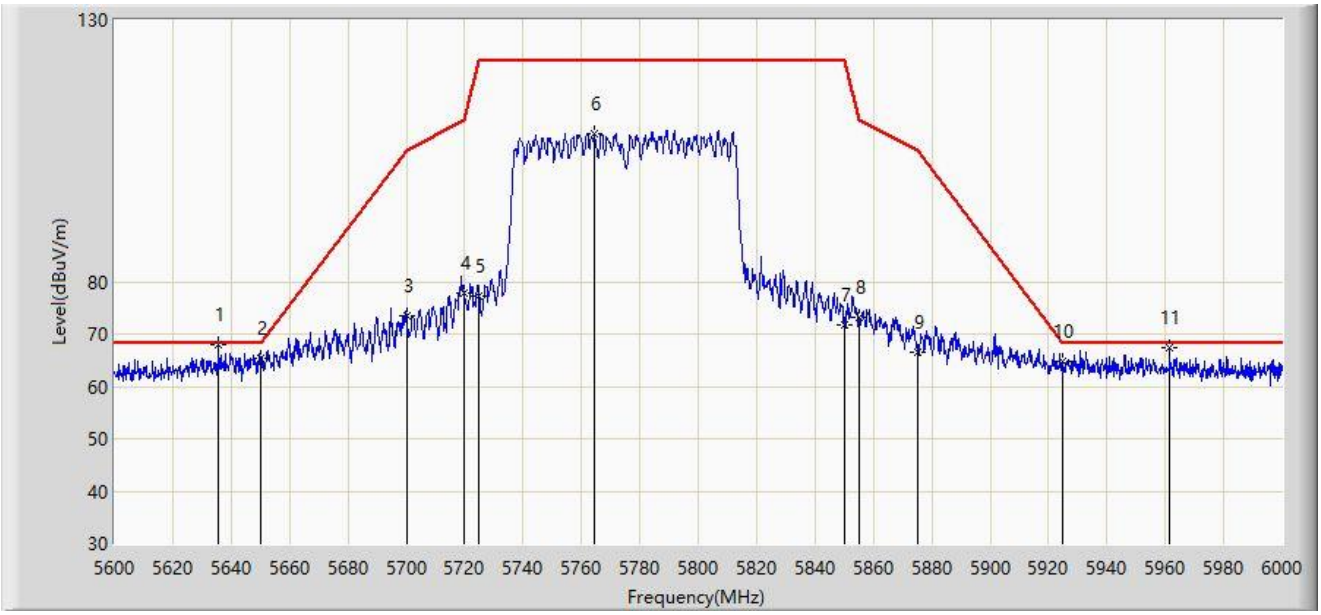

No	Mark	Frequency (MHz)	Measure Level (dBµV/m)	Reading Level (dBµV)	Margin (dB)	Limit (dBµV/m)	Factor (dB/m)	Type
1	*	5635.800	67.865	61.748	-0.335	68.200	6.117	PK
2		5650.000	65.351	59.074	-2.849	68.200	6.277	PK
3		5700.000	73.486	67.095	-31.714	105.200	6.391	PK
4		5720.000	77.711	71.426	-33.089	110.800	6.285	PK
5		5725.000	77.181	70.926	-45.019	122.200	6.254	PK
6		5764.400	108.178	101.608	N/A	N/A	6.570	PK
7		5850.000	71.640	64.673	-50.560	122.200	6.967	PK
8		5855.000	73.049	66.071	-37.751	110.800	6.978	PK
9		5875.000	66.384	59.462	-38.816	105.200	6.922	PK
10		5925.000	64.750	57.942	-3.450	68.200	6.808	PK
11		5961.400	67.436	60.374	-0.764	68.200	7.061	PK

Note 1: " * ", means this data is the worst emission level.

Note 2: Measure Level (dBµV/m) = Reading Level (dBµV) + Factor (dB/m).

Note 3: Factor (dB/m) = Cable Loss (dB) + Antenna Factor (dB/m) - Pre_Amplifier Gain (dB).

Site: SIP-AC1	Test Date: 2023/11/18 - 15:31
Limit: FCC_5.8G_RE(3m)	Engineer: Mero Zhou
Probe: HF907_102862_1-18GHz	Polarity: Vertical
EUT: ACCESS POINT	Power: By PoE
Test Mode: Transmit by 802.11ac-VHT80 at 5775MHz	

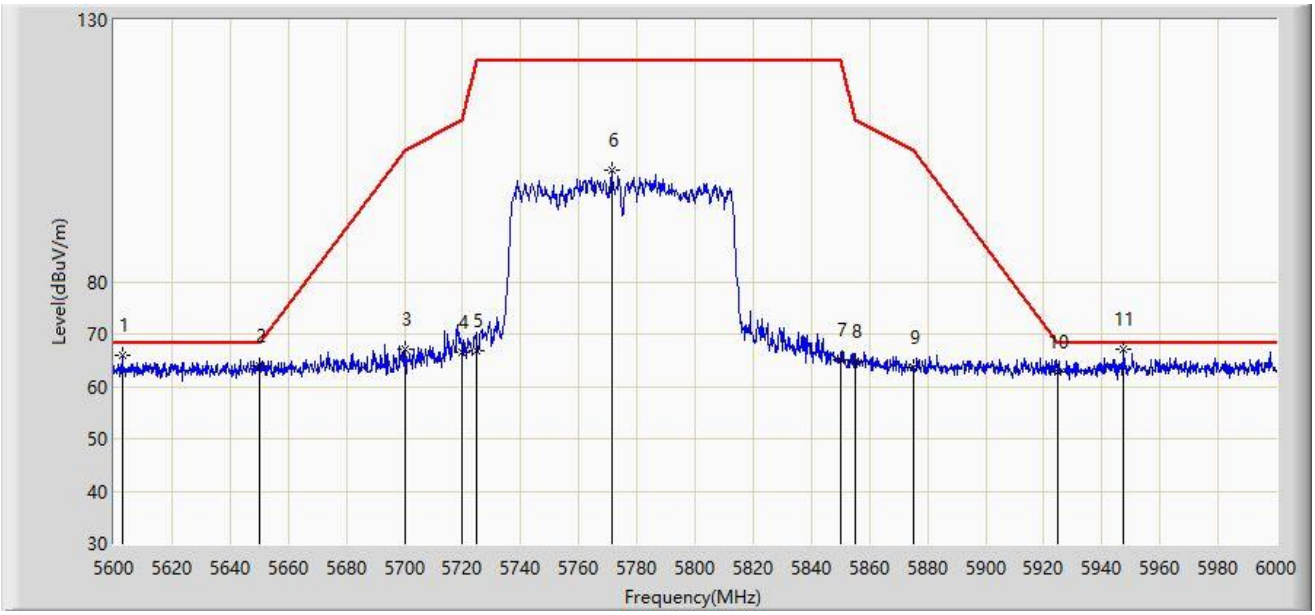

No	Mark	Frequency (MHz)	Measure Level (dBµV/m)	Reading Level (dBµV)	Margin (dB)	Limit (dBµV/m)	Factor (dB/m)	Type
1		5602.800	66.071	59.743	-2.129	68.200	6.327	PK
2		5650.000	63.992	57.715	-4.208	68.200	6.277	PK
3		5700.000	67.009	60.618	-38.191	105.200	6.391	PK
4		5720.000	66.407	60.122	-44.393	110.800	6.285	PK
5		5725.000	66.766	60.511	-55.434	122.200	6.254	PK
6		5771.200	101.376	94.705	N/A	N/A	6.670	PK
7		5850.000	64.998	58.031	-57.202	122.200	6.967	PK
8		5855.000	64.792	57.814	-46.008	110.800	6.978	PK
9		5875.000	63.767	56.845	-41.433	105.200	6.922	PK
10		5925.000	62.735	55.927	-5.465	68.200	6.808	PK
11	*	5947.200	67.149	60.180	-1.051	68.200	6.969	PK

Note 1: " * ", means this data is the worst emission level.

Note 2: Measure Level (dBµV/m) = Reading Level (dBµV) + Factor (dB/m).

Note 3: Factor (dB/m) = Cable Loss (dB) + Antenna Factor (dB/m) - Pre_Amplifier Gain (dB).

Site: SIP-AC1	Test Date: 2023/11/18 - 16:01
Limit: FCC_5G_RE(3m)	Engineer: Mero Zhou
Probe: HF907_102862_1-18GHz	Polarity: Horizontal
EUT: ACCESS POINT	Power: By PoE
Test Mode: Transmit by 802.11ac-VHT160 at 5250MHz	

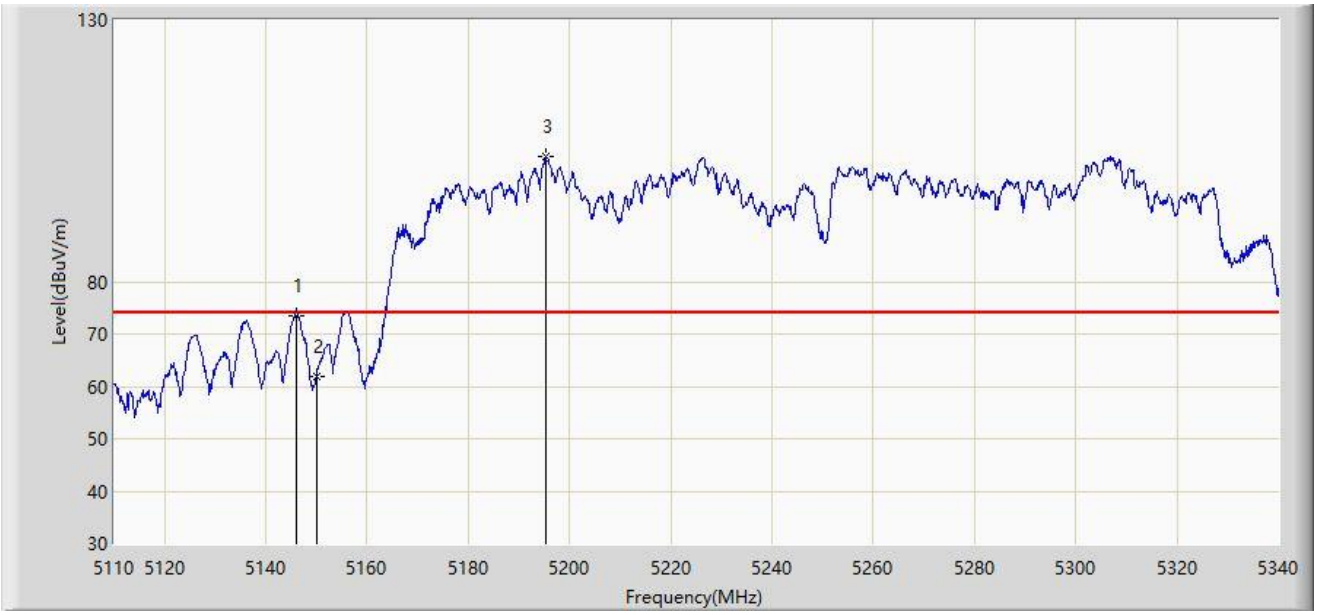

No	Mark	Frequency (MHz)	Measure Level (dBµV/m)	Reading Level (dBµV)	Margin (dB)	Limit (dBµV/m)	Factor (dB/m)	Type
1	*	5145.995	73.386	65.287	-0.614	74.000	8.100	PK
2		5150.000	61.790	52.645	-12.210	74.000	9.144	PK
3		5195.215	103.913	56.288	N/A	N/A	47.625	PK

Note 1: " * ", means this data is the worst emission level.

Note 2: Measure Level (dBµV/m) = Reading Level (dBµV) + Factor (dB/m).

Note 3: Factor (dB/m) = Cable Loss (dB) + Antenna Factor (dB/m) - Pre_Amplifier Gain (dB).

Site: SIP-AC1	Test Date: 2023/11/18 - 16:02
Limit: FCC_5G_RE(3m)	Engineer: Mero Zhou
Probe: HF907_102862_1-18GHz	Polarity: Horizontal
EUT: ACCESS POINT	Power: By PoE
Test Mode: Transmit by 802.11ac-VHT160 at 5250MHz	

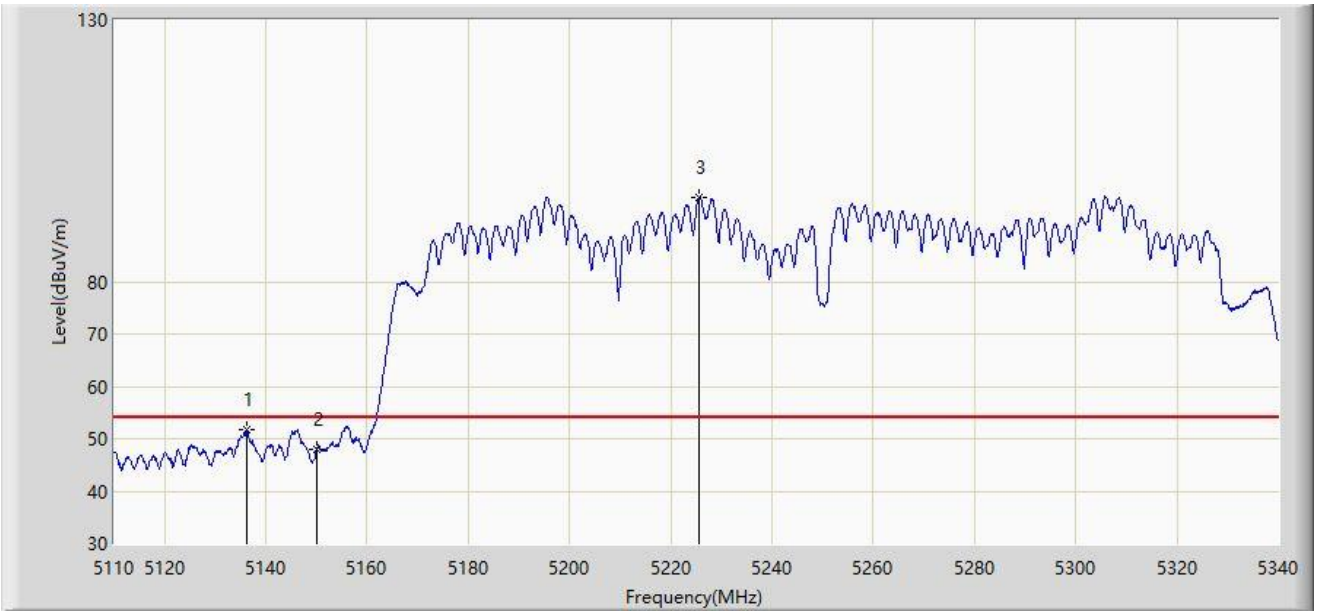

No	Mark	Frequency (MHz)	Measure Level (dBµV/m)	Reading Level (dBµV)	Margin (dB)	Limit (dBµV/m)	Factor (dB/m)	Type
1	*	5136.335	51.707	44.396	-2.293	54.000	7.311	AV
2		5150.000	47.925	38.780	-6.075	54.000	9.144	AV
3		5225.575	96.140	46.809	N/A	N/A	49.331	AV

Note 1: " * ", means this data is the worst emission level.

Note 2: Measure Level (dBµV/m) = Reading Level (dBµV) + Factor (dB/m).

Note 3: Factor (dB/m) = Cable Loss (dB) + Antenna Factor (dB/m) - Pre_Amplifier Gain (dB).

Site: SIP-AC1	Test Date: 2023/11/18 - 16:03
Limit: FCC_5G_RE(3m)	Engineer: Mero Zhou
Probe: HF907_102862_1-18GHz	Polarity: Vertical
EUT: ACCESS POINT	Power: By PoE
Test Mode: Transmit by 802.11ac-VHT160 at 5250MHz	

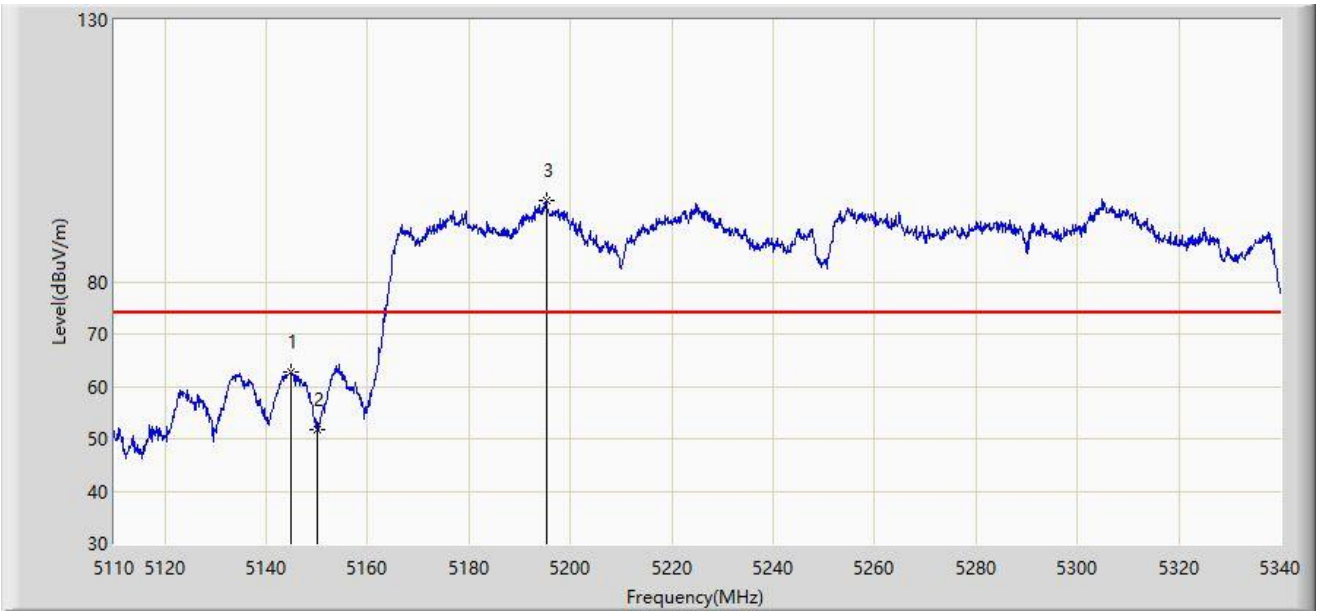

No	Mark	Frequency (MHz)	Measure Level (dBμV/m)	Reading Level (dBμV)	Margin (dB)	Limit (dBμV/m)	Factor (dB/m)	Type
1	*	5144.845	62.647	54.803	-11.353	74.000	7.844	PK
2		5150.000	51.864	42.719	-22.136	74.000	9.144	PK
3		5195.330	95.564	48.004	N/A	N/A	47.559	PK

Note 1: " * ", means this data is the worst emission level.

Note 2: Measure Level (dBμV/m) = Reading Level (dBμV) + Factor (dB/m).

Note 3: Factor (dB/m) = Cable Loss (dB) + Antenna Factor (dB/m) - Pre_Amplifier Gain (dB).

Site: SIP-AC1	Test Date: 2023/11/18 - 16:05
Limit: FCC_5G_RE(3m)	Engineer: Mero Zhou
Probe: HF907_102862_1-18GHz	Polarity: Vertical
EUT: ACCESS POINT	Power: By PoE
Test Mode: Transmit by 802.11ac-VHT160 at 5250MHz	

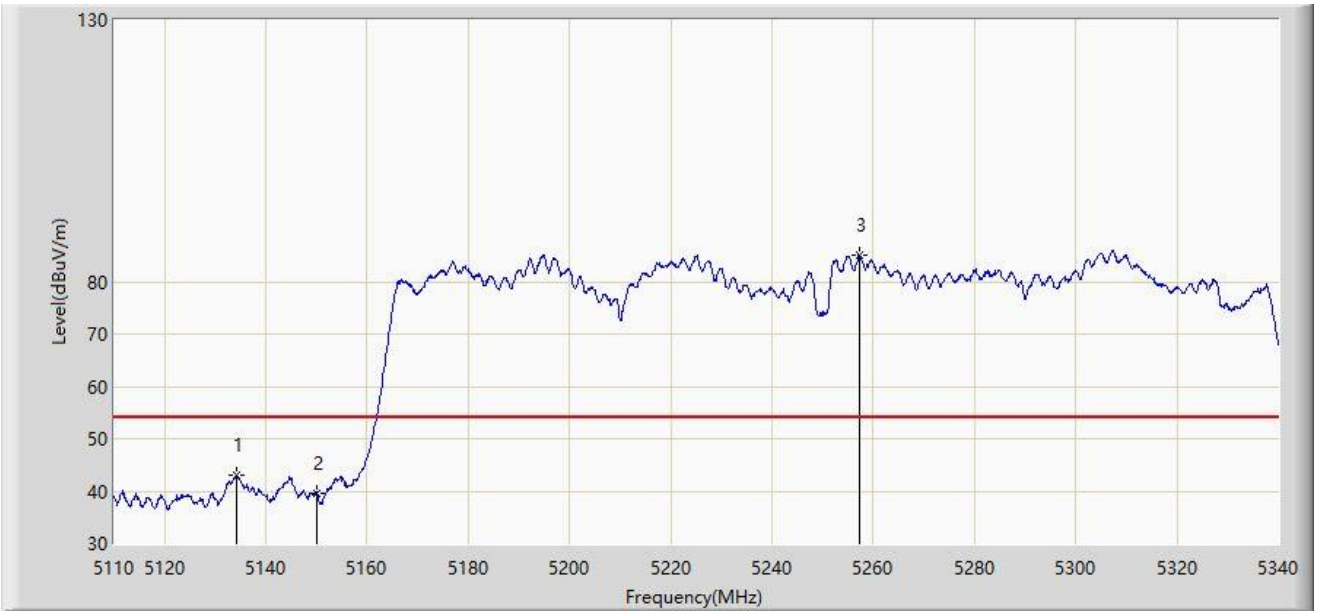

No	Mark	Frequency (MHz)	Measure Level (dBμV/m)	Reading Level (dBμV)	Margin (dB)	Limit (dBμV/m)	Factor (dB/m)	Type
1	*	5134.265	43.021	35.661	-10.979	54.000	7.360	AV
2		5150.000	39.707	30.562	-14.293	54.000	9.144	AV
3		5257.200	85.041	33.158	N/A	N/A	51.883	AV

Note 1: " * ", means this data is the worst emission level.

Note 2: Measure Level (dBμV/m) = Reading Level (dBμV) + Factor (dB/m).

Note 3: Factor (dB/m) = Cable Loss (dB) + Antenna Factor (dB/m) - Pre_Amplifier Gain (dB).

Site: SIP-AC1	Test Date: 2023/11/18 - 16:50
Limit: FCC_5G_RE(3m)	Engineer: Mero Zhou
Probe: HF907_102862_1-18GHz	Polarity: Horizontal
EUT: ACCESS POINT	Power: By PoE
Test Mode: Transmit by 802.11ac-VHT160 at 5570MHz	

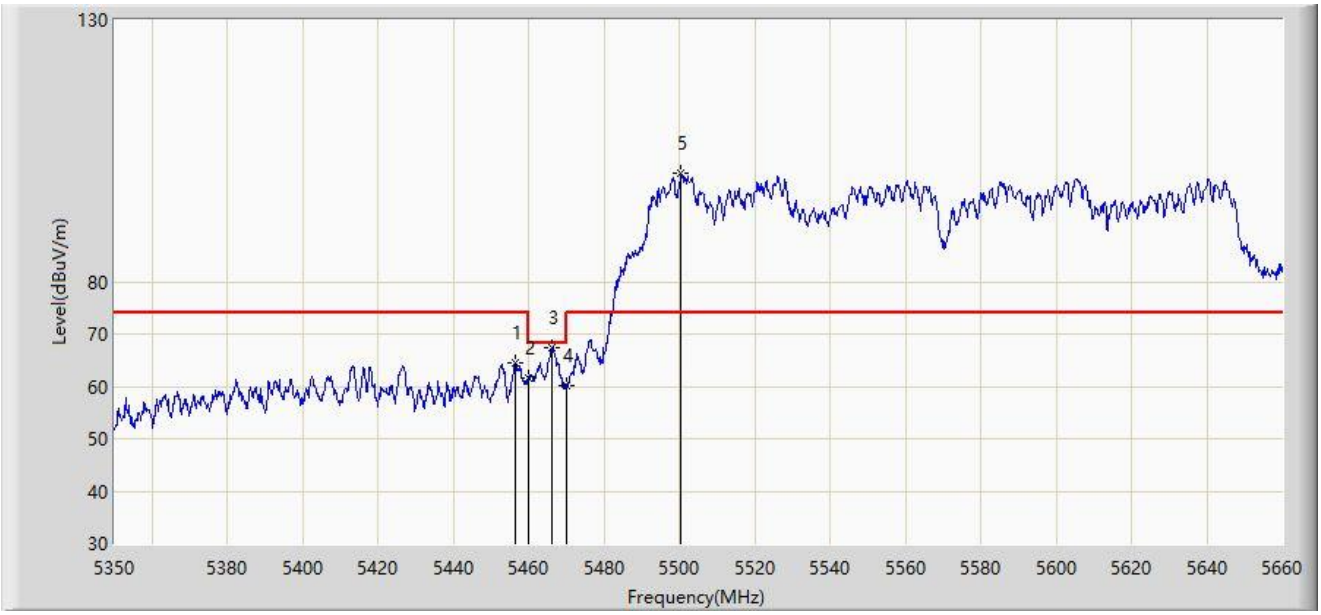

No	Mark	Frequency (MHz)	Measure Level (dBµV/m)	Reading Level (dBµV)	Margin (dB)	Limit (dBµV/m)	Factor (dB/m)	Type
1		5456.330	64.358	55.062	-9.642	74.000	9.295	PK
2		5460.000	61.672	52.157	-6.528	68.200	9.515	PK
3	*	5466.250	67.259	56.992	-0.941	68.200	10.267	PK
4		5470.000	60.284	49.046	-7.916	68.200	11.238	PK
5		5500.505	100.630	49.108	N/A	N/A	51.522	PK

Note 1: " * ", means this data is the worst emission level.

Note 2: Measure Level (dBµV/m) = Reading Level (dBµV) + Factor (dB/m).

Note 3: Factor (dB/m) = Cable Loss (dB) + Antenna Factor (dB/m) - Pre_Amplifier Gain (dB).

Site: SIP-AC1	Test Date: 2023/11/18 - 16:51
Limit: FCC_5G_RE(3m)	Engineer: Mero Zhou
Probe: HF907_102862_1-18GHz	Polarity: Horizontal
EUT: ACCESS POINT	Power: By PoE
Test Mode: Transmit by 802.11ac-VHT160 at 5570MHz	

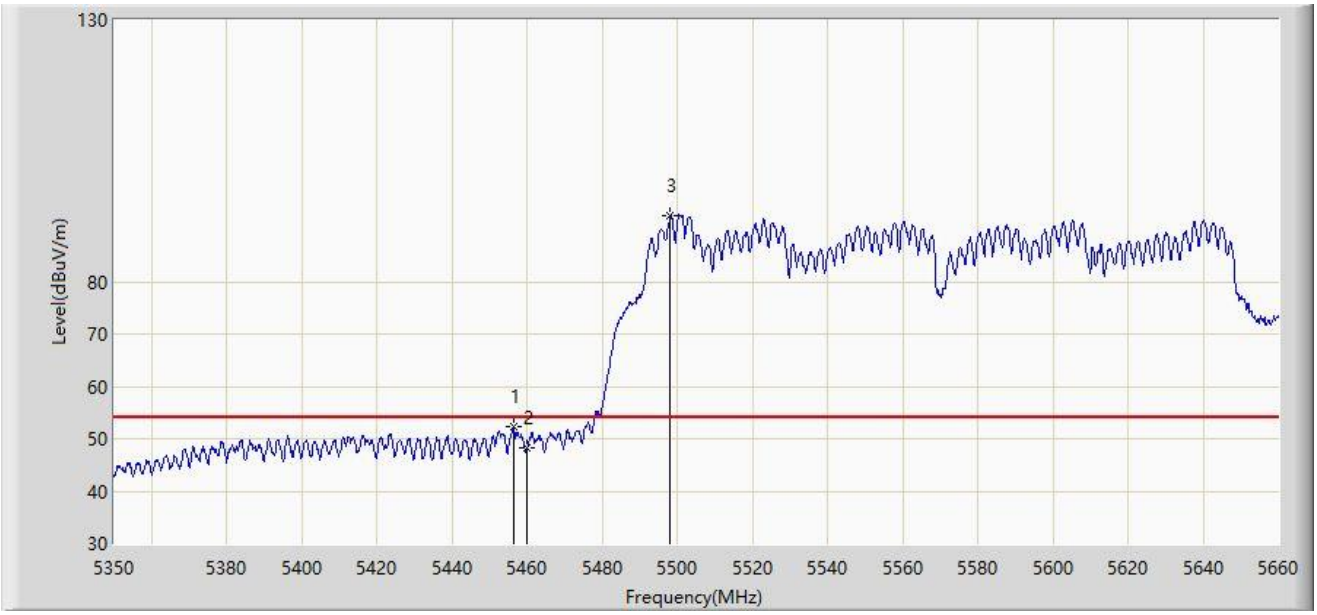

No	Mark	Frequency (MHz)	Measure Level (dBμV/m)	Reading Level (dBμV)	Margin (dB)	Limit (dBμV/m)	Factor (dB/m)	Type
1	*	5456.330	52.224	42.928	-1.776	54.000	9.295	AV
2		5460.000	48.283	38.768	-5.717	54.000	9.515	AV
3		5498.180	92.624	41.193	N/A	N/A	51.432	AV

Note 1: " * ", means this data is the worst emission level.

Note 2: Measure Level (dBμV/m) = Reading Level (dBμV) + Factor (dB/m).

Note 3: Factor (dB/m) = Cable Loss (dB) + Antenna Factor (dB/m) - Pre_Amplifier Gain (dB).

Site: SIP-AC1	Test Date: 2023/11/18 - 16:52
Limit: FCC_5G_RE(3m)	Engineer: Mero Zhou
Probe: HF907_102862_1-18GHz	Polarity: Vertical
EUT: ACCESS POINT	Power: By PoE
Test Mode: Transmit by 802.11ac-VHT160 at 5570MHz	

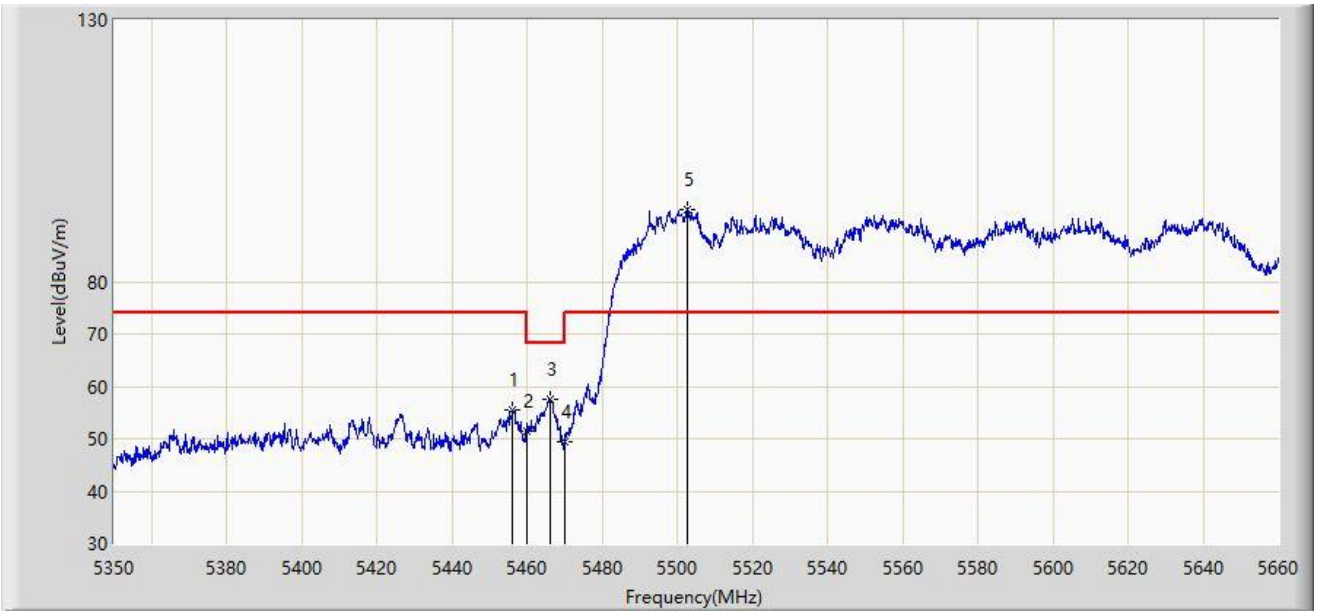

No	Mark	Frequency (MHz)	Measure Level (dBµV/m)	Reading Level (dBµV)	Margin (dB)	Limit (dBµV/m)	Factor (dB/m)	Type
1		5456.020	55.630	46.358	-18.370	74.000	9.272	PK
2		5460.000	51.562	42.047	-16.638	68.200	9.515	PK
3	*	5466.250	57.572	47.305	-10.628	68.200	10.267	PK
4		5470.000	49.476	38.238	-18.724	68.200	11.238	PK
5		5502.675	93.882	41.421	N/A	N/A	52.461	PK

Note 1: " * ", means this data is the worst emission level.

Note 2: Measure Level (dBµV/m) = Reading Level (dBµV) + Factor (dB/m).

Note 3: Factor (dB/m) = Cable Loss (dB) + Antenna Factor (dB/m) - Pre_Amplifier Gain (dB).

Site: SIP-AC1	Test Date: 2023/11/18 - 16:54
Limit: FCC_5G_RE(3m)	Engineer: Mero Zhou
Probe: HF907_102862_1-18GHz	Polarity: Vertical
EUT: ACCESS POINT	Power: By PoE
Test Mode: Transmit by 802.11ac-VHT160 at 5570MHz	

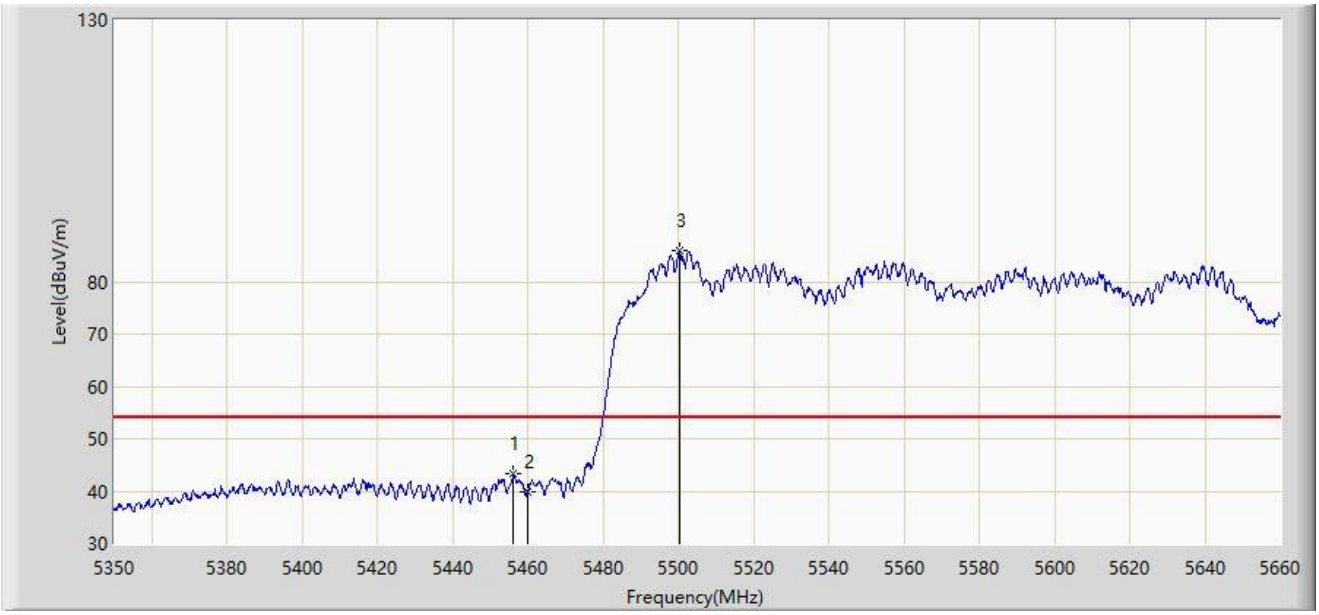

No	Mark	Frequency (MHz)	Measure Level (dBµV/m)	Reading Level (dBµV)	Margin (dB)	Limit (dBµV/m)	Factor (dB/m)	Type
1	*	5456.175	43.202	33.918	-10.798	54.000	9.284	AV
2		5460.000	39.979	30.464	-14.021	54.000	9.515	AV
3		5500.350	85.902	34.257	N/A	N/A	51.645	AV

Note 1: " * ", means this data is the worst emission level.

Note 2: Measure Level (dBµV/m) = Reading Level (dBµV) + Factor (dB/m).

Note 3: Factor (dB/m) = Cable Loss (dB) + Antenna Factor (dB/m) - Pre_Amplifier Gain (dB).

Site: SIP-AC1	Test Date: 2023/11/18 - 16:15
Limit: FCC_5G_RE(3m)	Engineer: Mero Zhou
Probe: HF907_102862_1-18GHz	Polarity: Horizontal
EUT: ACCESS POINT	Power: By PoE
Test Mode: Transmit by 802.11ax-HE40 at 5190MHz	

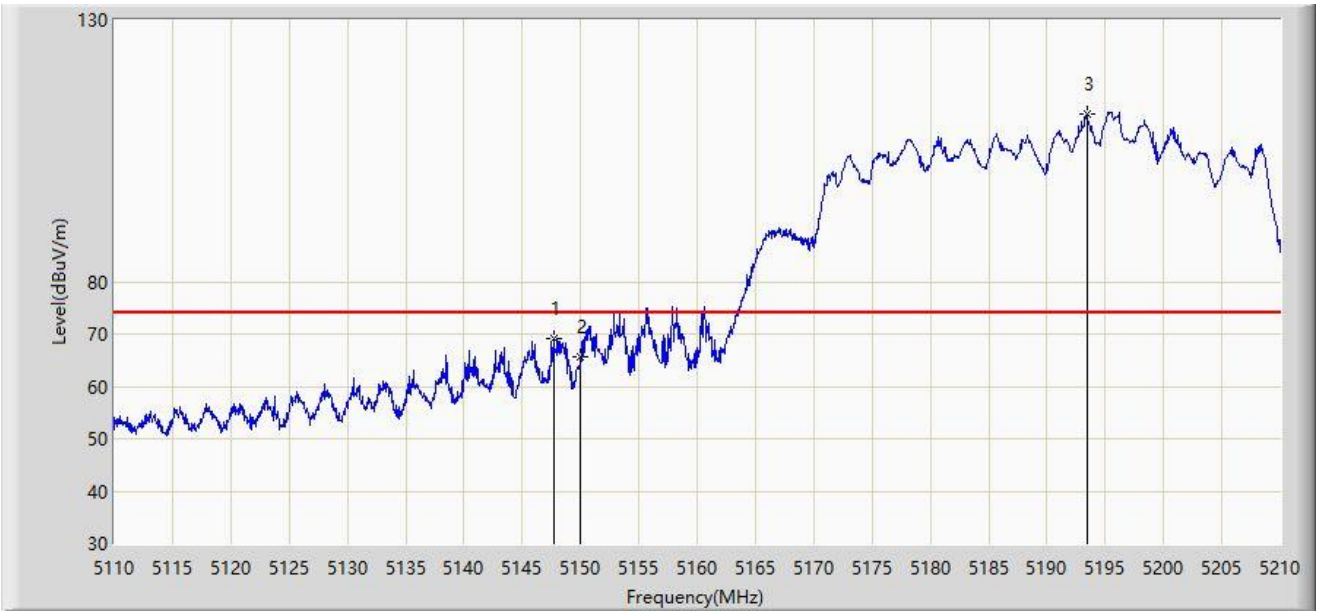

No	Mark	Frequency (MHz)	Measure Level (dBµV/m)	Reading Level (dBµV)	Margin (dB)	Limit (dBµV/m)	Factor (dB/m)	Type
1	*	5147.700	68.997	60.547	-5.003	74.000	8.450	PK
2		5150.000	65.597	56.452	-8.403	74.000	9.144	PK
3		5193.450	111.926	63.868	N/A	N/A	48.058	PK

Note 1: " * ", means this data is the worst emission level.

Note 2: Measure Level (dBµV/m) = Reading Level (dBµV) + Factor (dB/m).

Note 3: Factor (dB/m) = Cable Loss (dB) + Antenna Factor (dB/m) - Pre_Amplifier Gain (dB).

Site: SIP-AC1	Test Date: 2023/11/18 - 16:14
Limit: FCC_5G_RE(3m)	Engineer: Mero Zhou
Probe: HF907_102862_1-18GHz	Polarity: Horizontal
EUT: ACCESS POINT	Power: By PoE
Test Mode: Transmit by 802.11ax-HE40 at 5190MHz	

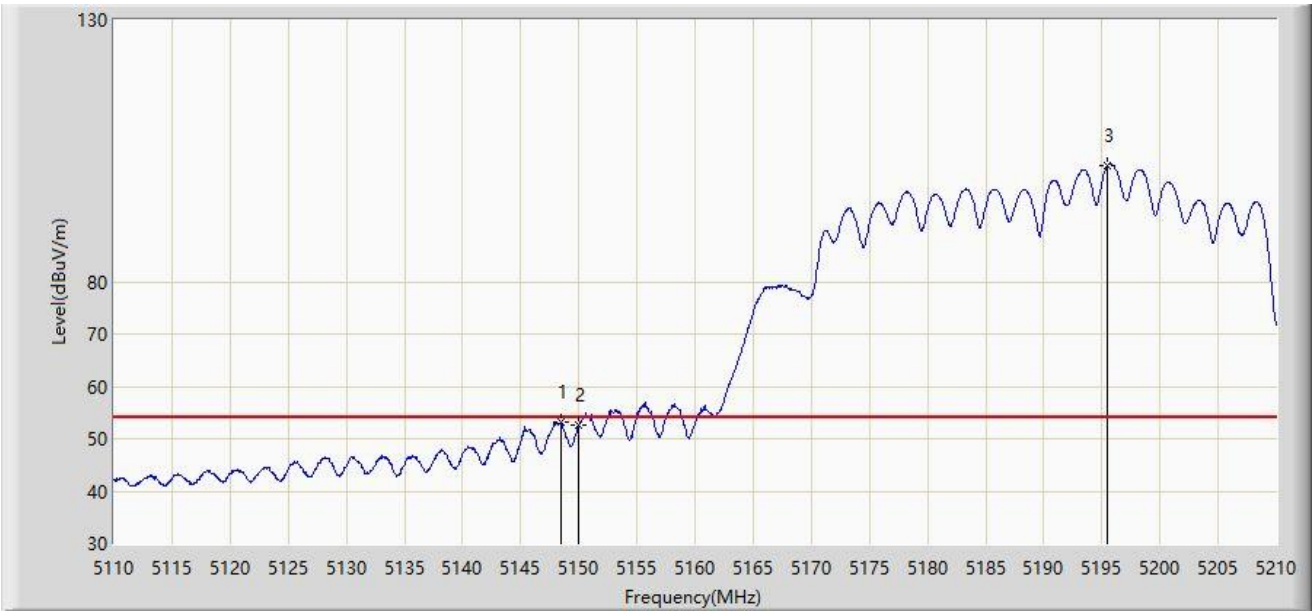

No	Mark	Frequency (MHz)	Measure Level (dBµV/m)	Reading Level (dBµV)	Margin (dB)	Limit (dBµV/m)	Factor (dB/m)	Type
1	*	5148.450	53.069	44.367	-0.931	54.000	8.703	AV
2		5150.000	52.544	43.399	-1.456	54.000	9.144	AV
3		5195.500	102.231	54.768	N/A	N/A	47.463	AV

Note 1: " * ", means this data is the worst emission level.

Note 2: Measure Level (dBµV/m) = Reading Level (dBµV) + Factor (dB/m).

Note 3: Factor (dB/m) = Cable Loss (dB) + Antenna Factor (dB/m) - Pre_Amplifier Gain (dB).

Site: SIP-AC1	Test Date: 2023/11/18 - 16:16
Limit: FCC_5G_RE(3m)	Engineer: Mero Zhou
Probe: HF907_102862_1-18GHz	Polarity: Vertical
EUT: ACCESS POINT	Power: By PoE
Test Mode: Transmit by 802.11ax-HE40 at 5190MHz	

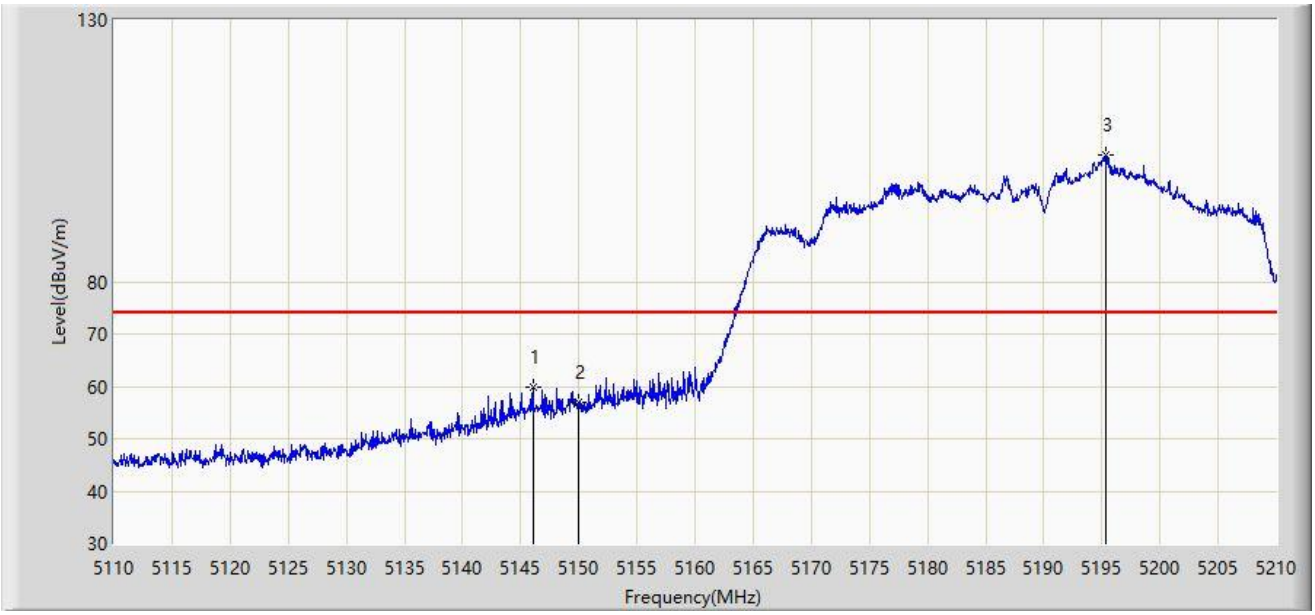

No	Mark	Frequency (MHz)	Measure Level (dBµV/m)	Reading Level (dBµV)	Margin (dB)	Limit (dBµV/m)	Factor (dB/m)	Type
1	*	5146.050	59.936	51.825	-14.064	74.000	8.111	PK
2		5150.000	56.975	47.830	-17.025	74.000	9.144	PK
3		5195.300	104.167	56.590	N/A	N/A	47.577	PK

Note 1: " * ", means this data is the worst emission level.

Note 2: Measure Level (dBµV/m) = Reading Level (dBµV) + Factor (dB/m).

Note 3: Factor (dB/m) = Cable Loss (dB) + Antenna Factor (dB/m) - Pre_Amplifier Gain (dB).

Site: SIP-AC1	Test Date: 2023/11/18 - 16:19
Limit: FCC_5G_RE(3m)	Engineer: Mero Zhou
Probe: HF907_102862_1-18GHz	Polarity: Vertical
EUT: ACCESS POINT	Power: By PoE
Test Mode: Transmit by 802.11ax-HE40 at 5190MHz	

No	Mark	Frequency (MHz)	Measure Level (dBµV/m)	Reading Level (dBµV)	Margin (dB)	Limit (dBµV/m)	Factor (dB/m)	Type
1	*	5149.300	43.501	34.536	-10.499	54.000	8.965	AV
2		5150.000	42.770	33.625	-11.230	54.000	9.144	AV
3		5195.950	92.693	45.318	N/A	N/A	47.375	AV

Note 1: " * ", means this data is the worst emission level.

Note 2: Measure Level (dBµV/m) = Reading Level (dBµV) + Factor (dB/m).

Note 3: Factor (dB/m) = Cable Loss (dB) + Antenna Factor (dB/m) - Pre_Amplifier Gain (dB).

Site: SIP-AC1	Test Date: 2023-10-21
Limit: FCC_5G_RE(3m)	Engineer: Fusco Pan
Probe: HF907_102862_1-18GHz	Polarity: Horizontal
EUT: ACCESS POINT	Power: By PoE
Test Mode: Transmit by 802.11ax-HE40 at 5510MHz	

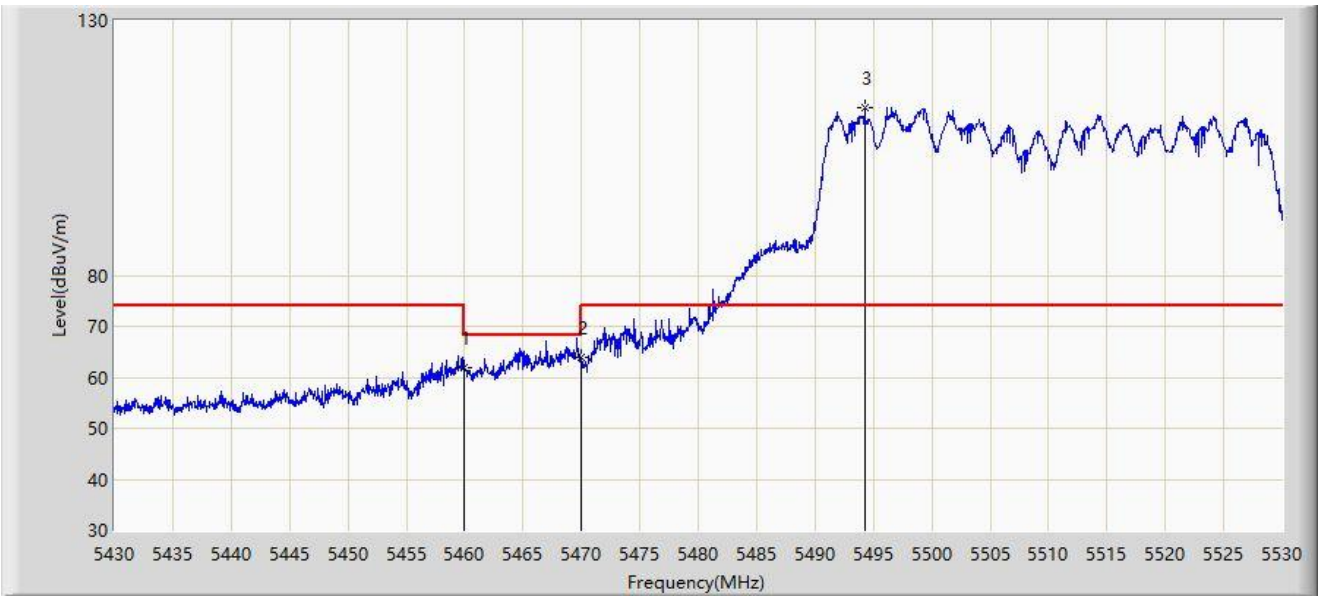

No	Mark	Frequency (MHz)	Measure Level (dBµV/m)	Reading Level (dBµV)	Margin (dB)	Limit (dBµV/m)	Factor (dB/m)	Type
1		5460.000	61.818	67.185	-6.382	68.200	-5.367	PK
2	*	5470.000	63.940	67.771	-4.260	68.200	-3.831	PK
3		5494.250	112.789	71.350	N/A	N/A	41.439	PK

Note 1: " * ", means this data is the worst emission level.

Note 2: Measure Level (dBµV/m) = Reading Level (dBµV) + Factor (dB/m).

Note 3: Factor (dB/m) = Cable Loss (dB) + Antenna Factor (dB/m) - Pre_Amplifier Gain (dB).

Site: SIP-AC1	Test Date: 2023-10-21
Limit: FCC_5G_RE(3m)	Engineer: Fusco Pan
Probe: HF907_102862_1-18GHz	Polarity: Horizontal
EUT: ACCESS POINT	Power: By PoE
Test Mode: Transmit by 802.11ax-HE40 at 5510MHz	

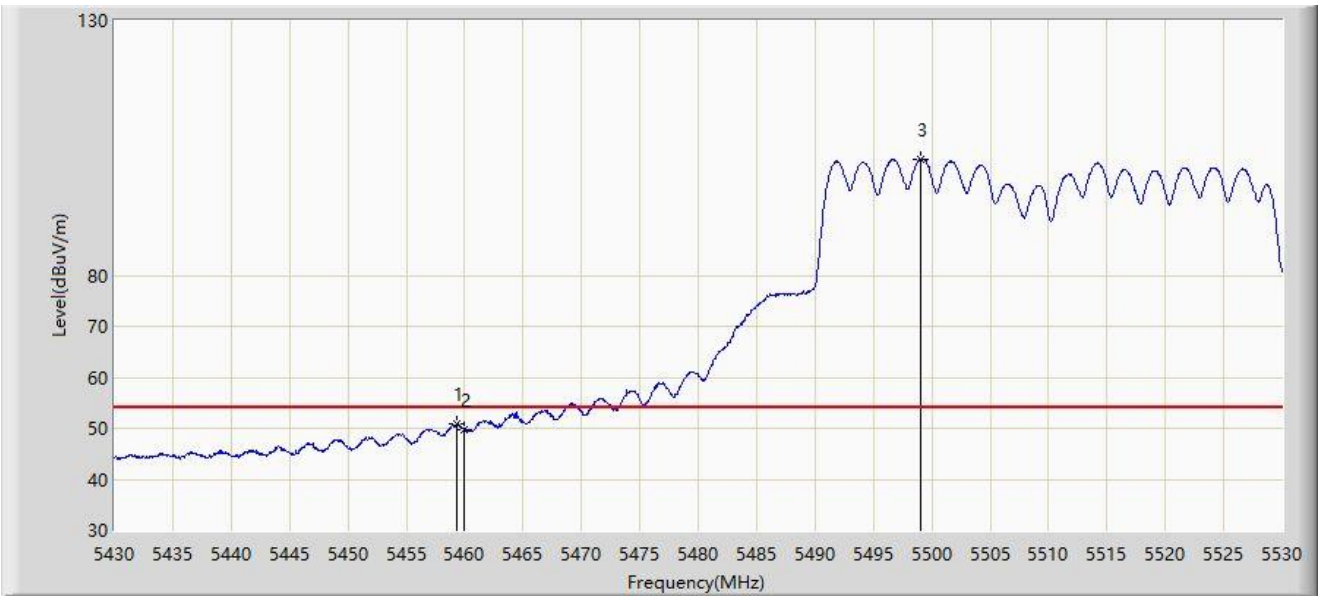

No	Mark	Frequency (MHz)	Measure Level (dBµV/m)	Reading Level (dBµV)	Margin (dB)	Limit (dBµV/m)	Factor (dB/m)	Type
1	*	5459.300	50.799	56.245	-3.201	54.000	-5.447	AV
2		5460.000	49.851	55.218	-4.149	54.000	-5.367	AV
3		5499.100	102.858	66.624	N/A	N/A	36.233	AV

Note 1: " * ", means this data is the worst emission level.

Note 2: Measure Level (dBµV/m) = Reading Level (dBµV) + Factor (dB/m).

Note 3: Factor (dB/m) = Cable Loss (dB) + Antenna Factor (dB/m) - Pre_Amplifier Gain (dB).

Site: SIP-AC1	Test Date: 2023-10-21
Limit: FCC_5G_RE(3m)	Engineer: Fusco Pan
Probe: HF907_102862_1-18GHz	Polarity: Vertical
EUT: ACCESS POINT	Power: By PoE
Test Mode: Transmit by 802.11ax-HE40 at 5510MHz	

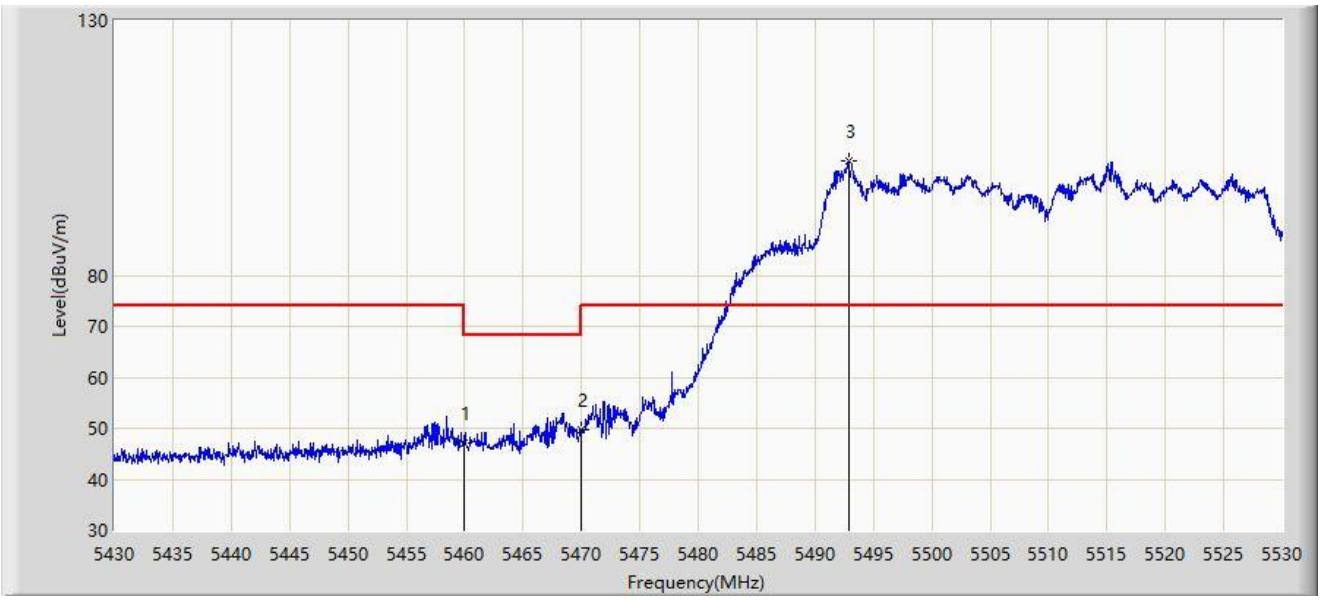

No	Mark	Frequency (MHz)	Measure Level (dBµV/m)	Reading Level (dBµV)	Margin (dB)	Limit (dBµV/m)	Factor (dB/m)	Type
1		5460.000	47.088	52.455	-21.112	68.200	-5.367	PK
2	*	5470.000	49.794	53.625	-18.406	68.200	-3.831	PK
3		5492.900	102.345	58.922	N/A	N/A	43.423	PK

Note 1: " * ", means this data is the worst emission level.

Note 2: Measure Level (dBµV/m) = Reading Level (dBµV) + Factor (dB/m).

Note 3: Factor (dB/m) = Cable Loss (dB) + Antenna Factor (dB/m) - Pre_Amplifier Gain (dB).

Site: SIP-AC1	Test Date: 2023-10-21
Limit: FCC_5G_RE(3m)	Engineer: Fusco Pan
Probe: HF907_102862_1-18GHz	Polarity: Vertical
EUT: ACCESS POINT	Power: By PoE
Test Mode: Transmit by 802.11ax-HE40 at 5510MHz	

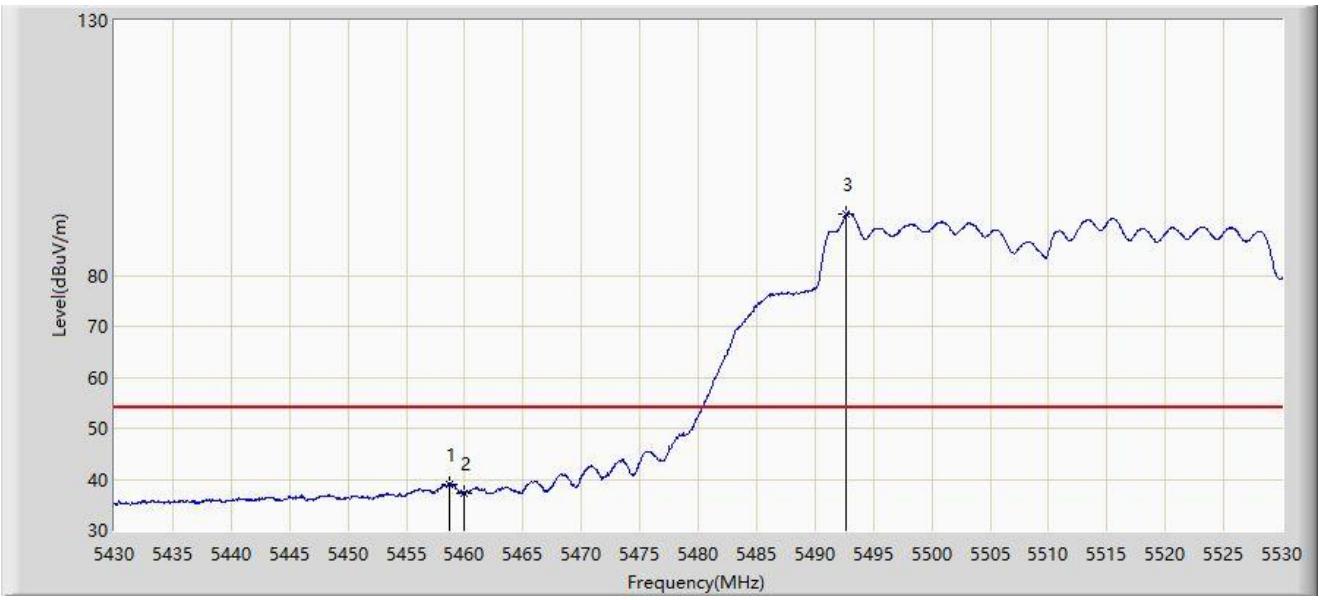

No	Mark	Frequency (MHz)	Measure Level (dBμV/m)	Reading Level (dBμV)	Margin (dB)	Limit (dBμV/m)	Factor (dB/m)	Type
1	*	5458.700	38.940	44.432	-15.060	54.000	-5.492	AV
2		5460.000	37.250	42.617	-16.750	54.000	-5.367	AV
3		5492.700	91.995	48.561	N/A	N/A	43.435	AV

Note 1: " * ", means this data is the worst emission level.

Note 2: Measure Level (dBμV/m) = Reading Level (dBμV) + Factor (dB/m).

Note 3: Factor (dB/m) = Cable Loss (dB) + Antenna Factor (dB/m) - Pre_Amplifier Gain (dB).

Site: SIP-AC1	Test Date: 2023-10-21
Limit: FCC_5G_RE(3m)	Engineer: Fusco Pan
Probe: HF907_102862_1-18GHz	Polarity: Horizontal
EUT: ACCESS POINT	Power: By PoE
Test Mode: Transmit by 802.11ax-HE40 at 5550MHz	

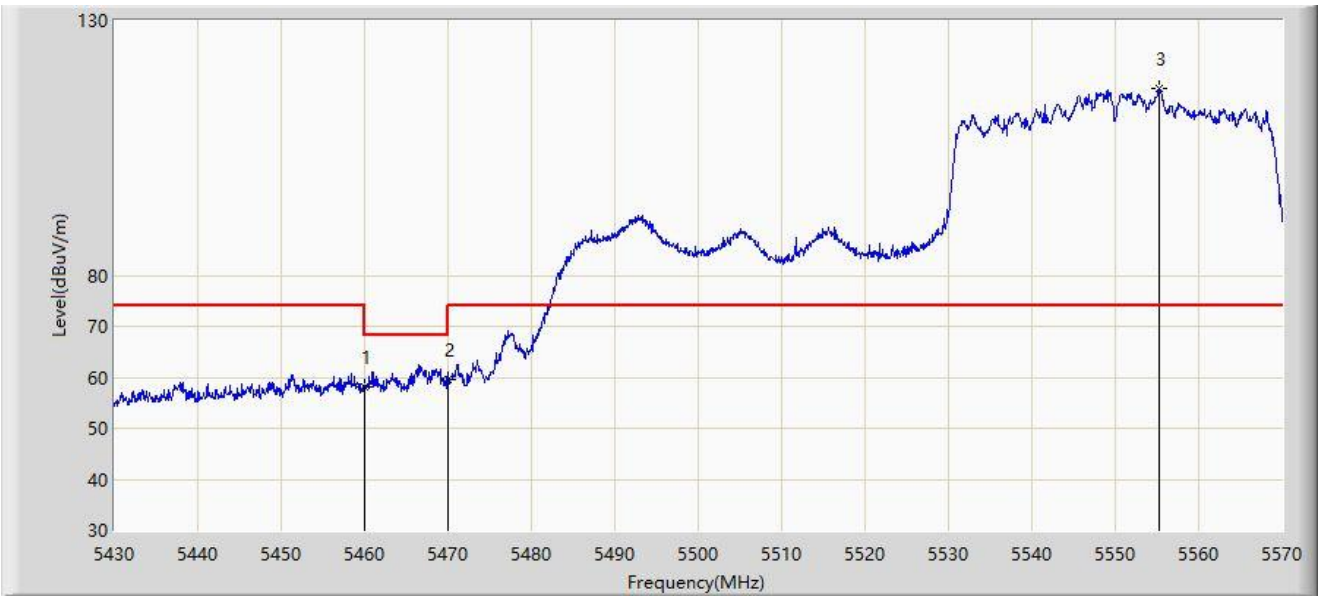

No	Mark	Frequency (MHz)	Measure Level (dBµV/m)	Reading Level (dBµV)	Margin (dB)	Limit (dBµV/m)	Factor (dB/m)	Type
1		5460.000	58.219	63.586	-9.981	68.200	-5.367	PK
2	*	5470.000	59.525	63.356	-8.675	68.200	-3.831	PK
3		5555.300	116.756	74.686	N/A	N/A	42.070	PK

Note 1: " * ", means this data is the worst emission level.

Note 2: Measure Level (dBµV/m) = Reading Level (dBµV) + Factor (dB/m).

Note 3: Factor (dB/m) = Cable Loss (dB) + Antenna Factor (dB/m) - Pre_Amplifier Gain (dB).

Site: SIP-AC1	Test Date: 2023-10-21
Limit: FCC_5G_RE(3m)	Engineer: Fusco Pan
Probe: HF907_102862_1-18GHz	Polarity: Horizontal
EUT: ACCESS POINT	Power: By PoE
Test Mode: Transmit by 802.11ax-HE40 at 5550MHz	

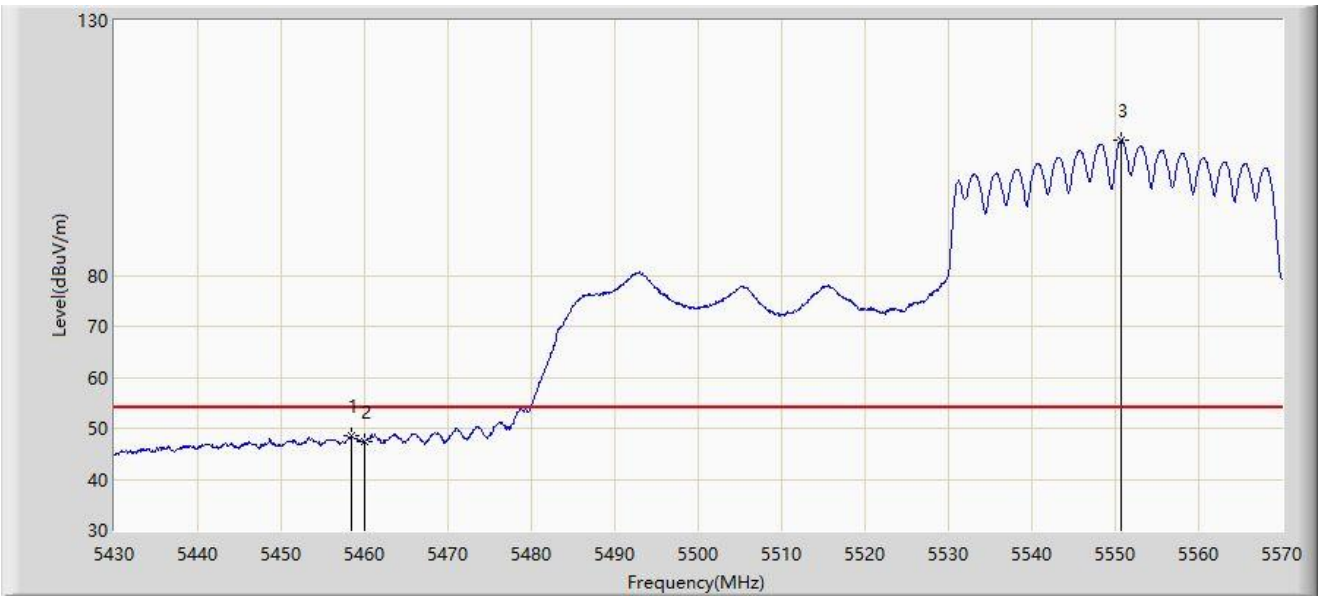

No	Mark	Frequency (MHz)	Measure Level (dBµV/m)	Reading Level (dBµV)	Margin (dB)	Limit (dBµV/m)	Factor (dB/m)	Type
1	*	5458.420	48.433	53.894	-5.567	54.000	-5.462	AV
2		5460.000	47.404	52.771	-6.596	54.000	-5.367	AV
3		5550.680	106.503	62.809	N/A	N/A	43.695	AV

Note 1: " * ", means this data is the worst emission level.

Note 2: Measure Level (dBµV/m) = Reading Level (dBµV) + Factor (dB/m).

Note 3: Factor (dB/m) = Cable Loss (dB) + Antenna Factor (dB/m) - Pre_Amplifier Gain (dB).

Site: SIP-AC1	Test Date: 2023-10-21
Limit: FCC_5G_RE(3m)	Engineer: Fusco Pan
Probe: HF907_102862_1-18GHz	Polarity: Vertical
EUT: ACCESS POINT	Power: By PoE
Test Mode: Transmit by 802.11ax-HE40 at 5550MHz	

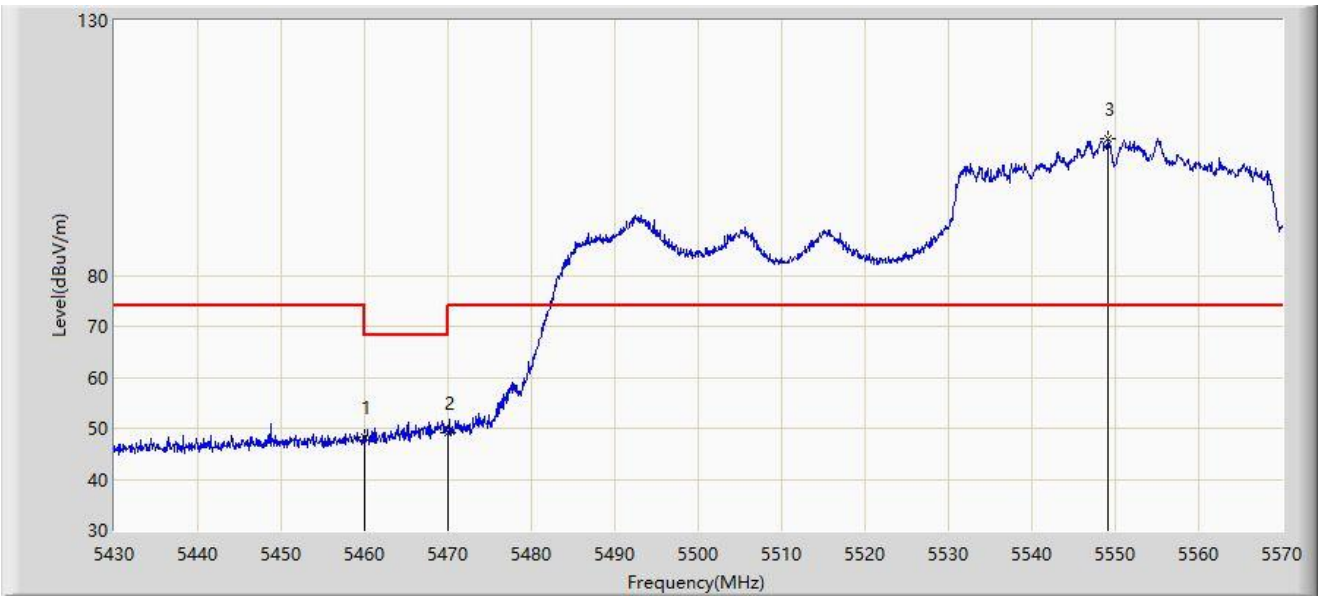

No	Mark	Frequency (MHz)	Measure Level (dBµV/m)	Reading Level (dBµV)	Margin (dB)	Limit (dBµV/m)	Factor (dB/m)	Type
1		5460.000	48.133	53.500	-20.067	68.200	-5.367	PK
2	*	5470.000	49.137	52.968	-19.063	68.200	-3.831	PK
3		5549.140	106.863	65.357	N/A	N/A	41.507	PK

Note 1: " * ", means this data is the worst emission level.

Note 2: Measure Level (dBµV/m) = Reading Level (dBµV) + Factor (dB/m).

Note 3: Factor (dB/m) = Cable Loss (dB) + Antenna Factor (dB/m) - Pre_Amplifier Gain (dB).

Site: SIP-AC1	Test Date: 2023-10-21
Limit: FCC_5G_RE(3m)	Engineer: Fusco Pan
Probe: HF907_102862_1-18GHz	Polarity: Vertical
EUT: ACCESS POINT	Power: By PoE
Test Mode: Transmit by 802.11ax-HE40 at 5550MHz	

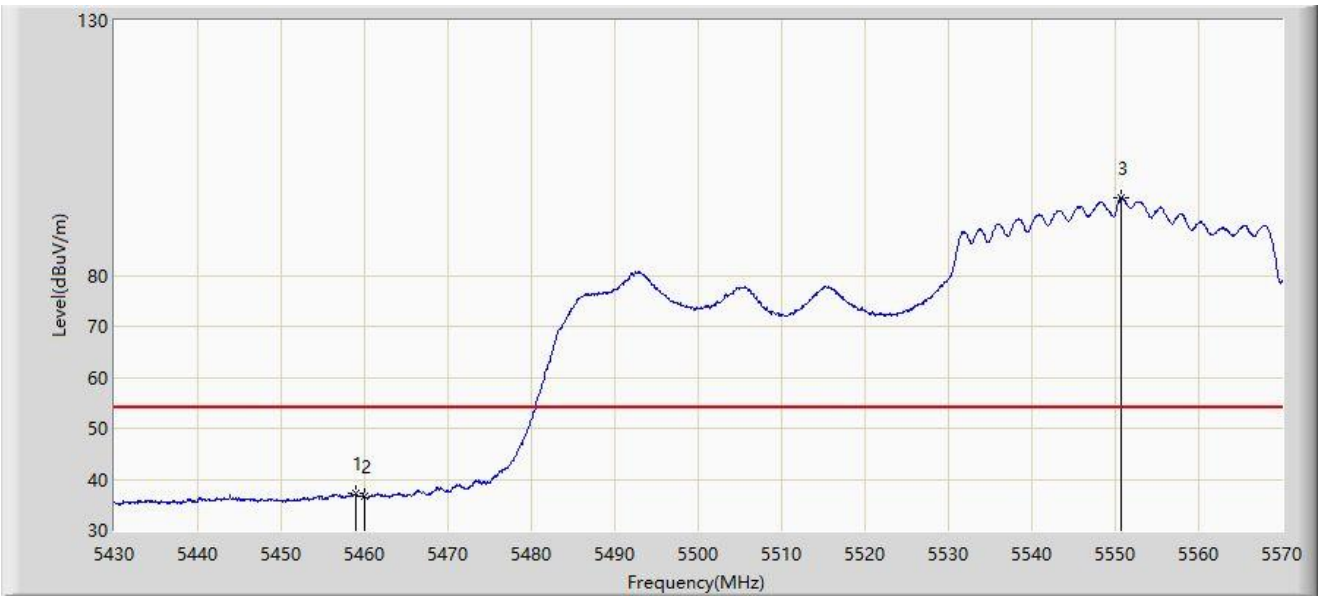

No	Mark	Frequency (MHz)	Measure Level (dBµV/m)	Reading Level (dBµV)	Margin (dB)	Limit (dBµV/m)	Factor (dB/m)	Type
1	*	5458.910	37.116	42.606	-16.884	54.000	-5.490	AV
2		5460.000	36.612	41.979	-17.388	54.000	-5.367	AV
3		5550.750	95.287	51.494	N/A	N/A	43.794	AV

Note 1: " * ", means this data is the worst emission level.

Note 2: Measure Level (dBµV/m) = Reading Level (dBµV) + Factor (dB/m).

Note 3: Factor (dB/m) = Cable Loss (dB) + Antenna Factor (dB/m) - Pre_Amplifier Gain (dB).

Site: SIP-AC1	Test Date: 2023-10-23
Limit: FCC_5.8G_RE(3m)	Engineer: Fusco Pan
Probe: HF907_102862_1-18GHz	Polarity: Horizontal
EUT: ACCESS POINT	Power: By PoE
Test Mode: Transmit by 802.11ax-HE40 at 5755MHz	

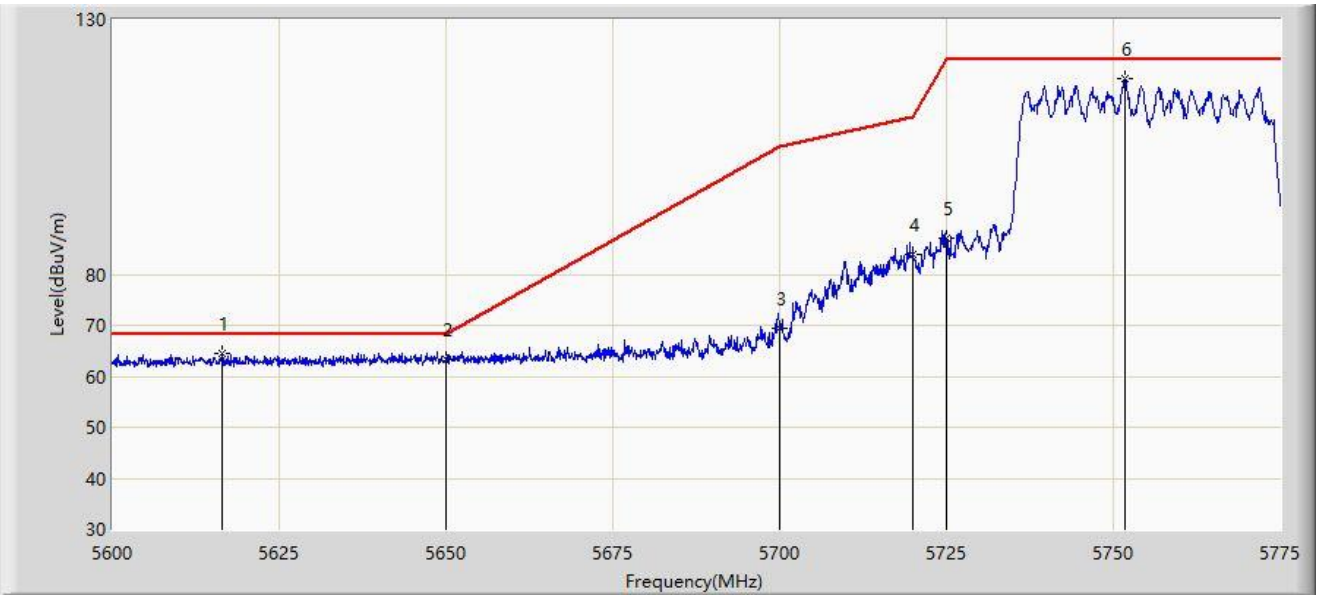

No	Mark	Frequency (MHz)	Measure Level (dBµV/m)	Reading Level (dBµV)	Margin (dB)	Limit (dBµV/m)	Factor (dB/m)	Type
1	*	5616.538	64.490	71.163	-3.710	68.200	-6.673	PK
2		5650.000	63.209	69.865	-4.991	68.200	-6.656	PK
3		5700.000	69.348	76.208	-35.852	105.200	-6.860	PK
4		5720.000	84.033	90.863	-26.767	110.800	-6.830	PK
5		5725.000	86.983	93.815	-35.217	122.200	-6.833	PK
6		5751.812	118.423	125.171	N/A	N/A	-6.748	PK

Note 1: " * ", means this data is the worst emission level.

Note 2: Measure Level (dBµV/m) = Reading Level (dBµV) + Factor (dB/m).

Note 3: Factor (dB/m) = Cable Loss (dB) + Antenna Factor (dB/m) - Pre_Amplifier Gain (dB).

Site: SIP-AC1	Test Date: 2023-10-23
Limit: FCC_5.8G_RE(3m)	Engineer: Fusco Pan
Probe: HF907_102862_1-18GHz	Polarity: Vertical
EUT: ACCESS POINT	Power: By PoE
Test Mode: Transmit by 802.11ax-HE40 at 5755MHz	

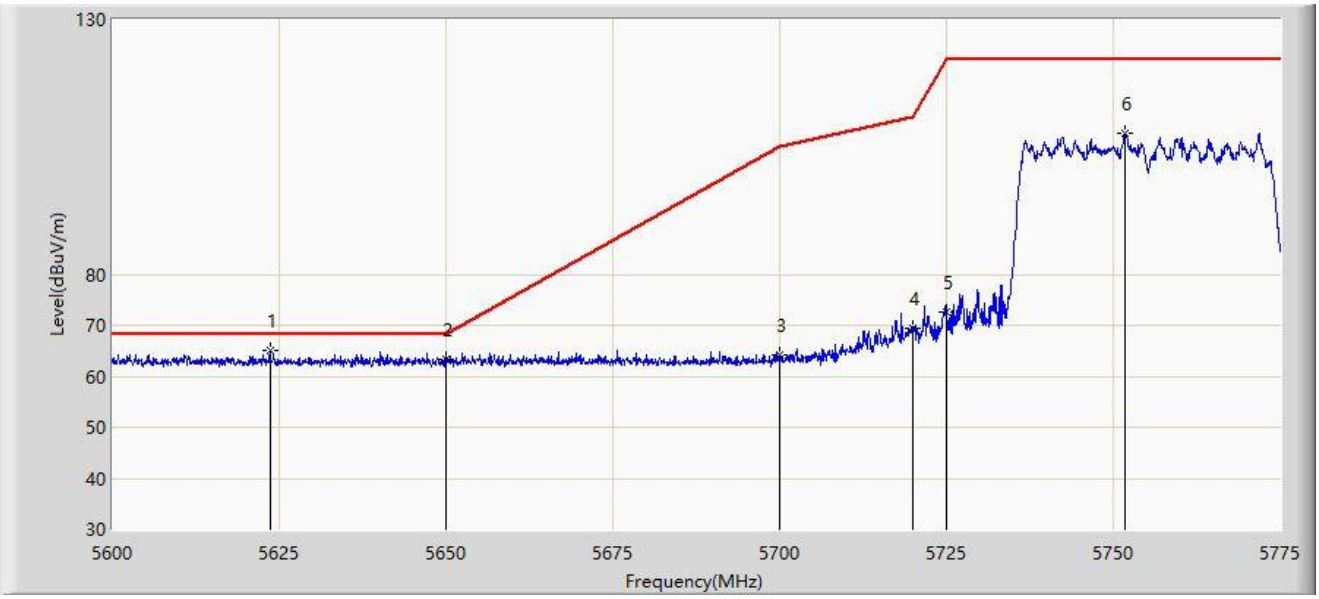

No	Mark	Frequency (MHz)	Measure Level (dBµV/m)	Reading Level (dBµV)	Margin (dB)	Limit (dBµV/m)	Factor (dB/m)	Type
1	*	5623.625	65.074	71.760	-3.126	68.200	-6.686	PK
2		5650.000	63.192	69.848	-5.008	68.200	-6.656	PK
3		5700.000	64.193	71.053	-41.007	105.200	-6.860	PK
4		5720.000	69.514	76.344	-41.286	110.800	-6.830	PK
5		5725.000	72.621	79.453	-49.579	122.200	-6.833	PK
6		5751.812	107.824	114.572	N/A	N/A	-6.748	PK

Note 1: " * ", means this data is the worst emission level.

Note 2: Measure Level (dBµV/m) = Reading Level (dBµV) + Factor (dB/m).

Note 3: Factor (dB/m) = Cable Loss (dB) + Antenna Factor (dB/m) - Pre_Amplifier Gain (dB).

Site: SIP-AC1	Test Date: 2023/11/18 - 16:26
Limit: FCC_5G_RE(3m)	Engineer: Mero Zhou
Probe: HF907_102862_1-18GHz	Polarity: Horizontal
EUT: ACCESS POINT	Power: By PoE
Test Mode: Transmit by 802.11ax-HE80 at 5210MHz	

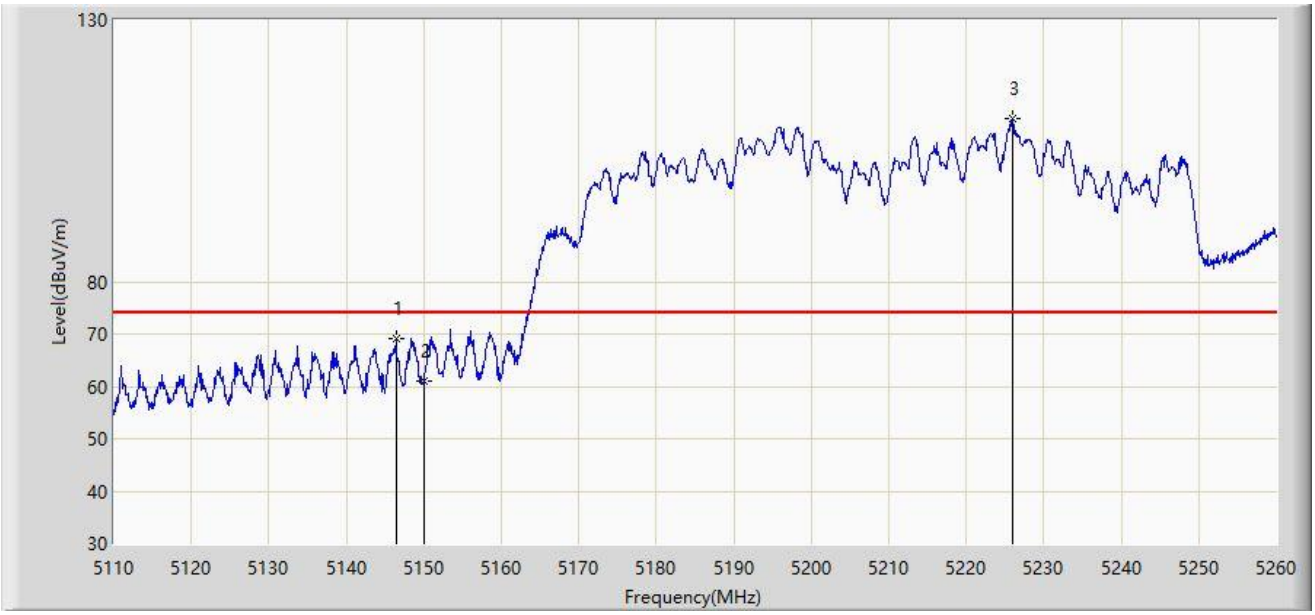

No	Mark	Frequency (MHz)	Measure Level (dBµV/m)	Reading Level (dBµV)	Margin (dB)	Limit (dBµV/m)	Factor (dB/m)	Type
1	*	5146.375	69.097	60.944	-4.903	74.000	8.153	PK
2		5150.000	60.938	51.793	-13.062	74.000	9.144	PK
3		5225.950	111.229	62.116	N/A	N/A	49.113	PK

Note 1: " * ", means this data is the worst emission level.

Note 2: Measure Level (dBµV/m) = Reading Level (dBµV) + Factor (dB/m).

Note 3: Factor (dB/m) = Cable Loss (dB) + Antenna Factor (dB/m) - Pre_Amplifier Gain (dB).

Site: SIP-AC1	Test Date: 2023/11/18 - 16:25
Limit: FCC_5G_RE(3m)	Engineer: Mero Zhou
Probe: HF907_102862_1-18GHz	Polarity: Horizontal
EUT: ACCESS POINT	Power: By PoE
Test Mode: Transmit by 802.11ax-HE80 at 5210MHz	

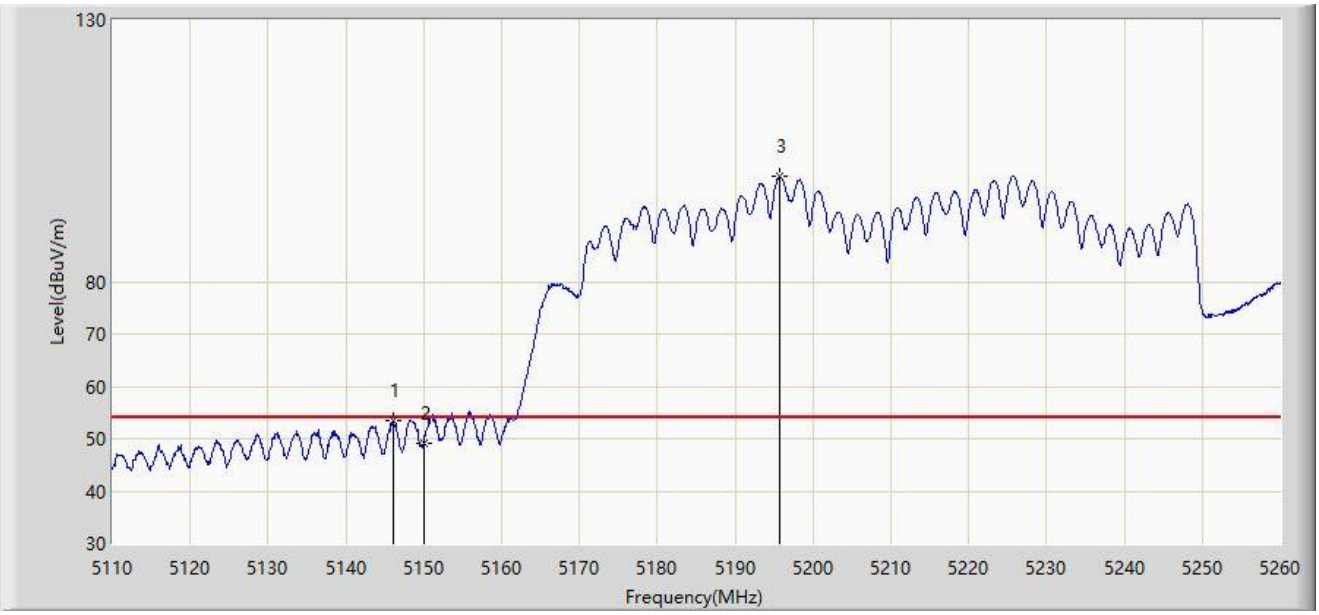

No	Mark	Frequency (MHz)	Measure Level (dBµV/m)	Reading Level (dBµV)	Margin (dB)	Limit (dBµV/m)	Factor (dB/m)	Type
1	*	5146.000	53.384	45.284	-0.616	54.000	8.101	AV
2		5150.000	48.993	39.848	-5.007	54.000	9.144	AV
3		5195.800	100.032	52.672	N/A	N/A	47.359	AV

Note 1: " * ", means this data is the worst emission level.

Note 2: Measure Level (dBµV/m) = Reading Level (dBµV) + Factor (dB/m).

Note 3: Factor (dB/m) = Cable Loss (dB) + Antenna Factor (dB/m) - Pre_Amplifier Gain (dB).

Site: SIP-AC1	Test Date: 2023/11/18 - 16:27
Limit: FCC_5G_RE(3m)	Engineer: Mero Zhou
Probe: HF907_102862_1-18GHz	Polarity: Vertical
EUT: ACCESS POINT	Power: By PoE
Test Mode: Transmit by 802.11ax-HE80 at 5210MHz	

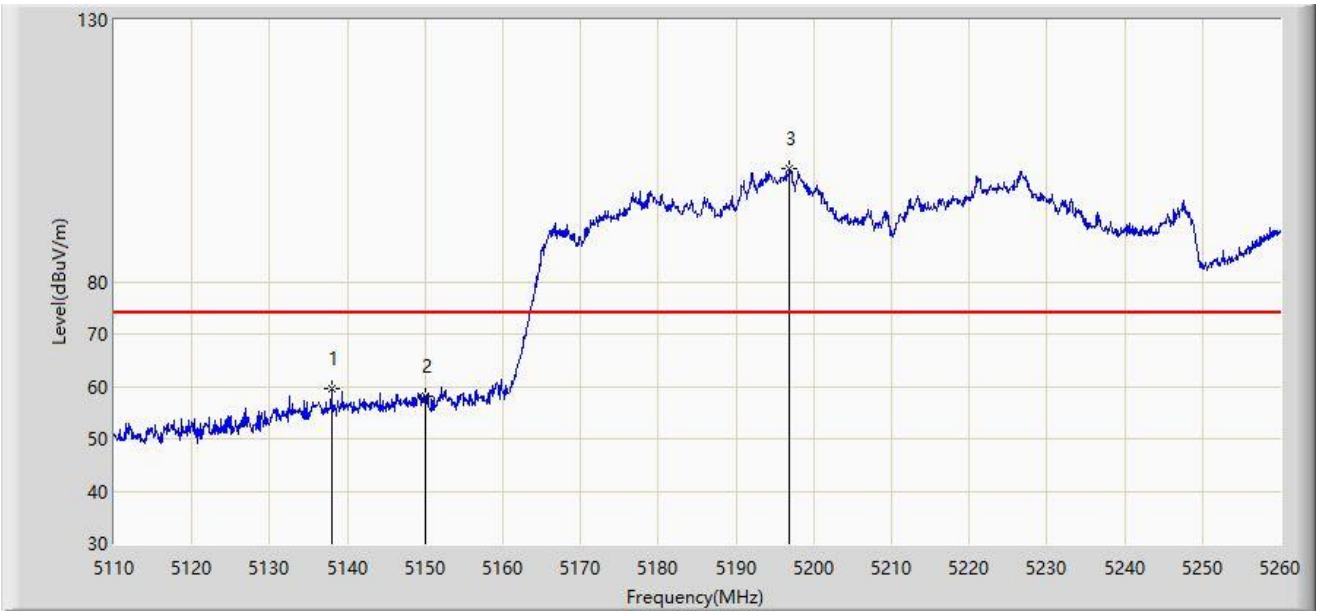

No	Mark	Frequency (MHz)	Measure Level (dBµV/m)	Reading Level (dBµV)	Margin (dB)	Limit (dBµV/m)	Factor (dB/m)	Type
1	*	5137.975	59.548	52.304	-14.452	74.000	7.244	PK
2		5150.000	58.096	48.951	-15.904	74.000	9.144	PK
3		5196.925	101.582	54.213	N/A	N/A	47.369	PK

Note 1: " * ", means this data is the worst emission level.

Note 2: Measure Level (dBµV/m) = Reading Level (dBµV) + Factor (dB/m).

Note 3: Factor (dB/m) = Cable Loss (dB) + Antenna Factor (dB/m) - Pre_Amplifier Gain (dB).

Site: SIP-AC1	Test Date: 2023/11/18 - 16:30
Limit: FCC_5G_RE(3m)	Engineer: Mero Zhou
Probe: HF907_102862_1-18GHz	Polarity: Vertical
EUT: ACCESS POINT	Power: By PoE
Test Mode: Transmit by 802.11ax-HE80 at 5210MHz	

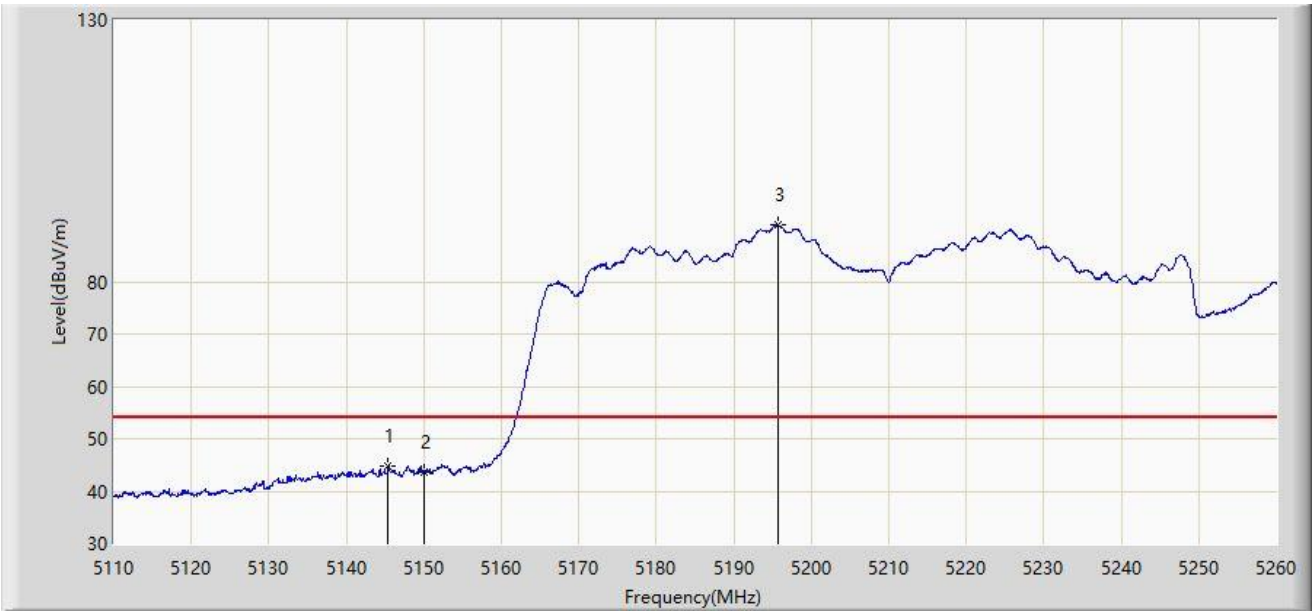

No	Mark	Frequency (MHz)	Measure Level (dBµV/m)	Reading Level (dBµV)	Margin (dB)	Limit (dBµV/m)	Factor (dB/m)	Type
1	*	5145.400	44.900	36.926	-9.100	54.000	7.974	AV
2		5150.000	43.745	34.600	-10.255	54.000	9.144	AV
3		5195.800	90.740	43.380	N/A	N/A	47.359	AV

Note 1: " * ", means this data is the worst emission level.

Note 2: Measure Level (dBµV/m) = Reading Level (dBµV) + Factor (dB/m).

Note 3: Factor (dB/m) = Cable Loss (dB) + Antenna Factor (dB/m) - Pre_Amplifier Gain (dB).

A.9 AC Conducted Emissions Test Result

Site: SIP-SR2	Test Date: 2023-12-29
Temperature: 17.6°C	Humidity: 49.1%
Limit: FCC_Part15.207_CE_AC Power	Engineer: Mark Long
Probe: SIP-SR2-ENV216_101684_E	Polarity: Line
EUT: ACCESS POINT	Power: AC 120V/60Hz
Test Mode: Transmit by 802.11ax-HE40 at 5755MHz	

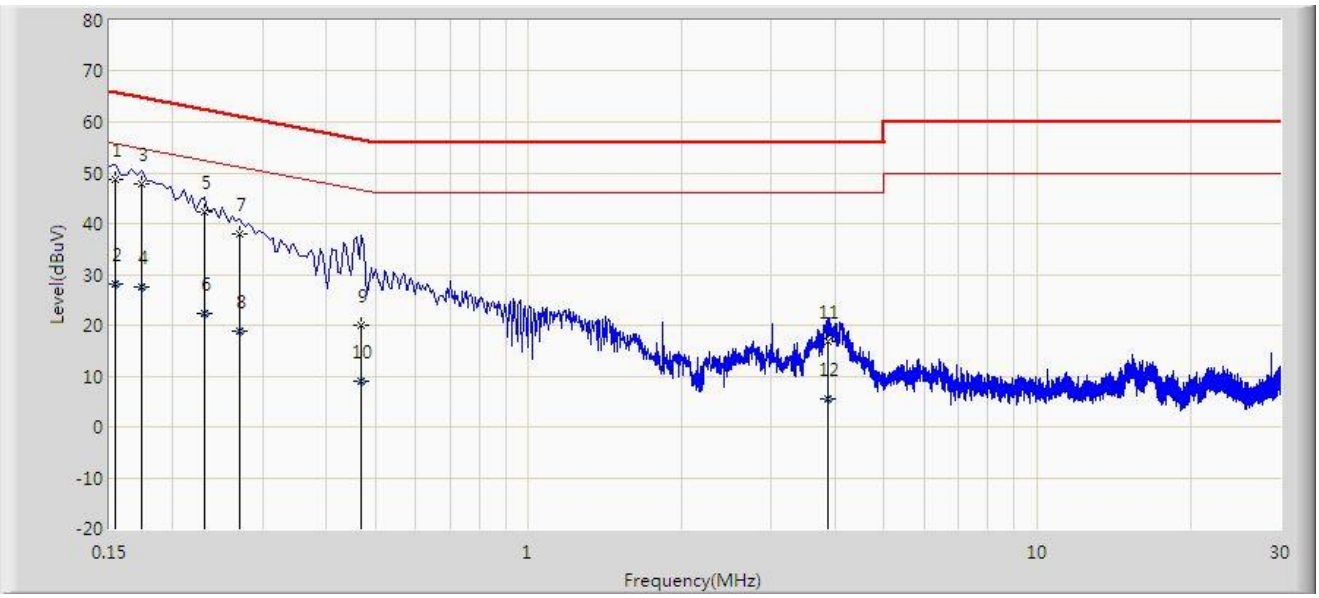

No	Mark	Frequency (MHz)	Measure Level (dBμV)	Reading Level (dBμV)	Margin (dB)	Limit (dBμV)	Factor (dB)	Type
1		0.154	48.561	38.910	-17.220	65.781	9.651	QP
2		0.154	28.099	18.449	-27.682	55.781	9.651	AV
3	*	0.174	47.829	38.176	-16.938	64.767	9.653	QP
4		0.174	27.567	17.914	-27.200	54.767	9.653	AV
5		0.230	42.376	32.663	-20.073	62.450	9.714	QP
6		0.230	22.198	12.484	-30.252	52.450	9.714	AV
7		0.270	37.986	28.270	-23.132	61.118	9.716	QP
8		0.270	18.946	9.230	-32.172	51.118	9.716	AV
9		0.470	19.880	10.143	-36.634	56.514	9.737	QP
10		0.470	8.873	-0.864	-37.641	46.514	9.737	AV
11		3.874	16.867	6.969	-39.133	56.000	9.898	QP
12		3.874	5.423	-4.475	-40.577	46.000	9.898	AV

Note 1: " * ", means this data is the worst emission level.

Note 2: Measure Level (dBμV) = Reading Level (dBμV) + Factor (dB).

Note 3: Factor (dB) = Cable Loss (dB) + LISN Factor (dB).

Site: SIP-SR2	Test Date: 2023-12-29
Temperature: 17.6°C	Humidity: 49.1%
Limit: FCC_Part15.207_CE_AC Power	Engineer: Mark Long
Probe: SIP-SR2-ENV216_101684_E	Polarity: Neutral
EUT: ACCESS POINT	Power: AC 120V/60Hz
Test Mode: Transmit by 802.11ax-HE40 at 5755MHz	

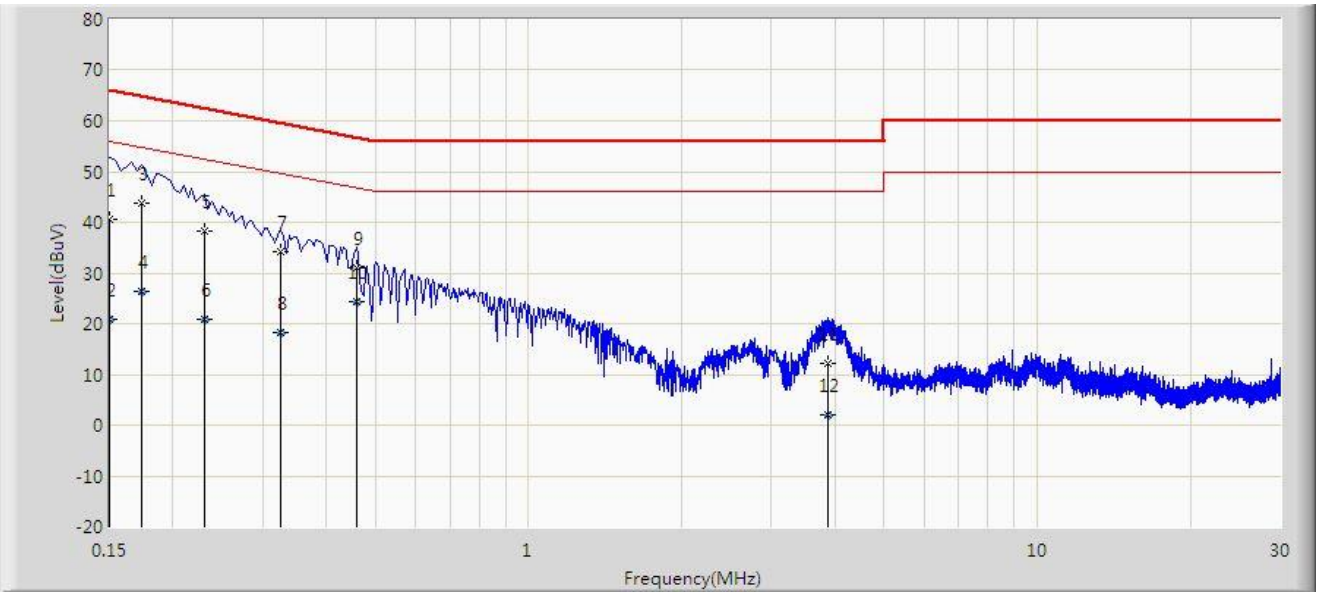

No	Mark	Frequency (MHz)	Measure Level (dBμV)	Reading Level (dBμV)	Margin (dB)	Limit (dBμV)	Factor (dB)	Type
1		0.150	40.645	30.992	-25.355	66.000	9.652	QP
2		0.150	20.909	11.256	-35.091	56.000	9.652	AV
3	*	0.174	43.695	34.045	-21.072	64.767	9.650	QP
4		0.174	26.424	16.774	-28.343	54.767	9.650	AV
5		0.230	38.388	28.685	-24.061	62.450	9.704	QP
6		0.230	20.923	11.220	-31.527	52.450	9.704	AV
7		0.326	34.085	24.356	-25.468	59.552	9.729	QP
8		0.326	18.181	8.452	-31.371	49.552	9.729	AV
9		0.458	31.120	21.390	-25.609	56.729	9.730	QP
10		0.458	24.485	14.755	-22.244	46.729	9.730	AV
11		3.882	12.050	2.162	-43.950	56.000	9.888	QP
12		3.882	2.157	-7.731	-43.843	46.000	9.888	AV

Note 1: " * ", means this data is the worst emission level.

Note 2: Measure Level (dBμV) = Reading Level (dBμV) + Factor (dB).

Note 3: Factor (dB) = Cable Loss (dB) + LISN Factor (dB).

Appendix B – Test Setup Photograph

Refer to “2308RSU066-UT” file.

Appendix C – EUT Photograph

Refer to “2308RSU066-UE” file.

The End