

5.3.10 TEST RESULTS (ANTENNA 4)

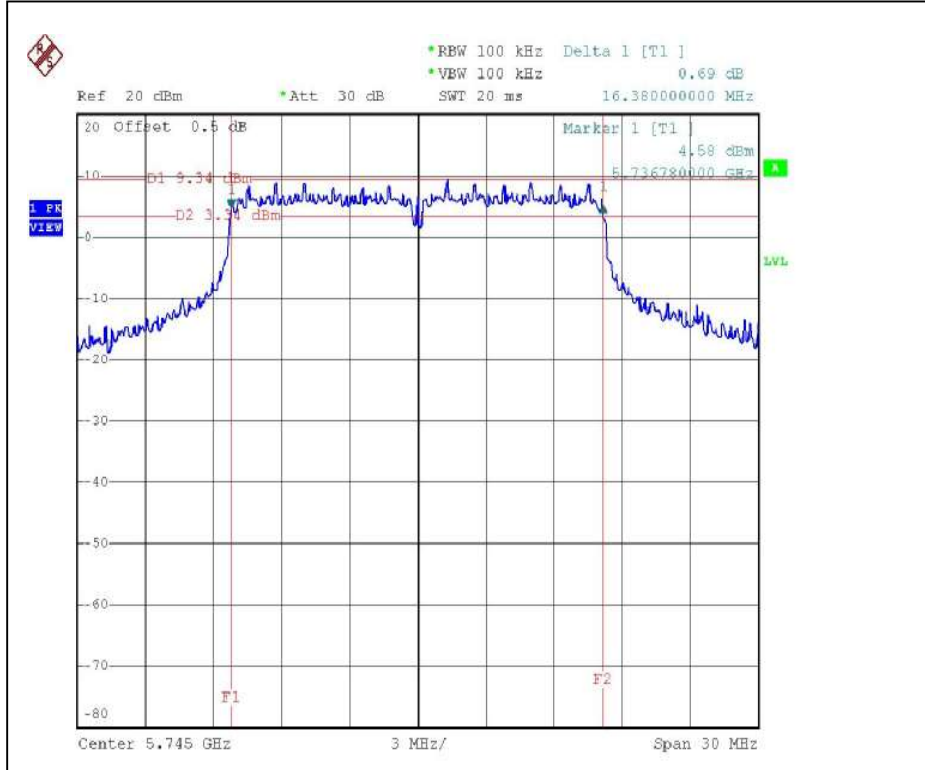
802.11a OFDM modulation

EUT	Aruba 80 a+b/g Outdoor Stand-alone Access Point / WDS Bridge Master		
MODULATION TYPE	BPSK	MODEL	AP-80MB
INPUT POWER (SYSTEM)	120Vac, 60 Hz	TRANSFER RATE	6Mbps
TESTED BY	Rex Huang	ENVIRONMENTAL CONDITIONS	27deg. C, 53%RH, 961hPa

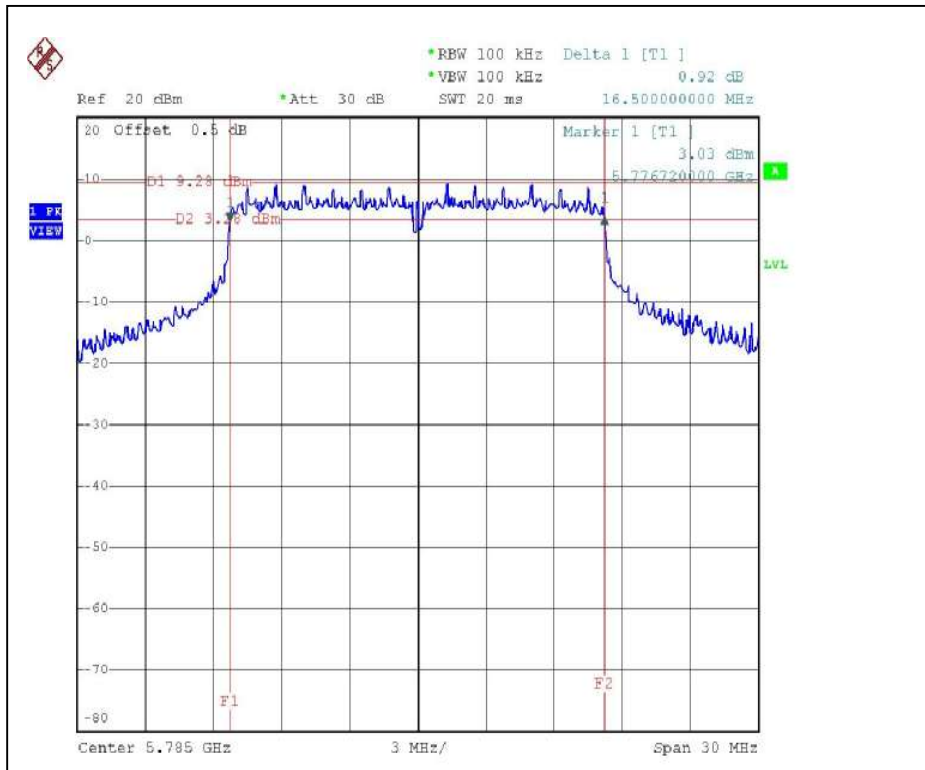
CHANNEL	CHANNEL FREQUENCY (MHz)	6dB BANDWIDTH (MHz)	MINIMUM LIMIT (MHz)	PASS/FAIL
1	5745	16.38	0.5	PASS
3	5785	16.5	0.5	PASS
5	5825	16.5	0.5	PASS



CH1

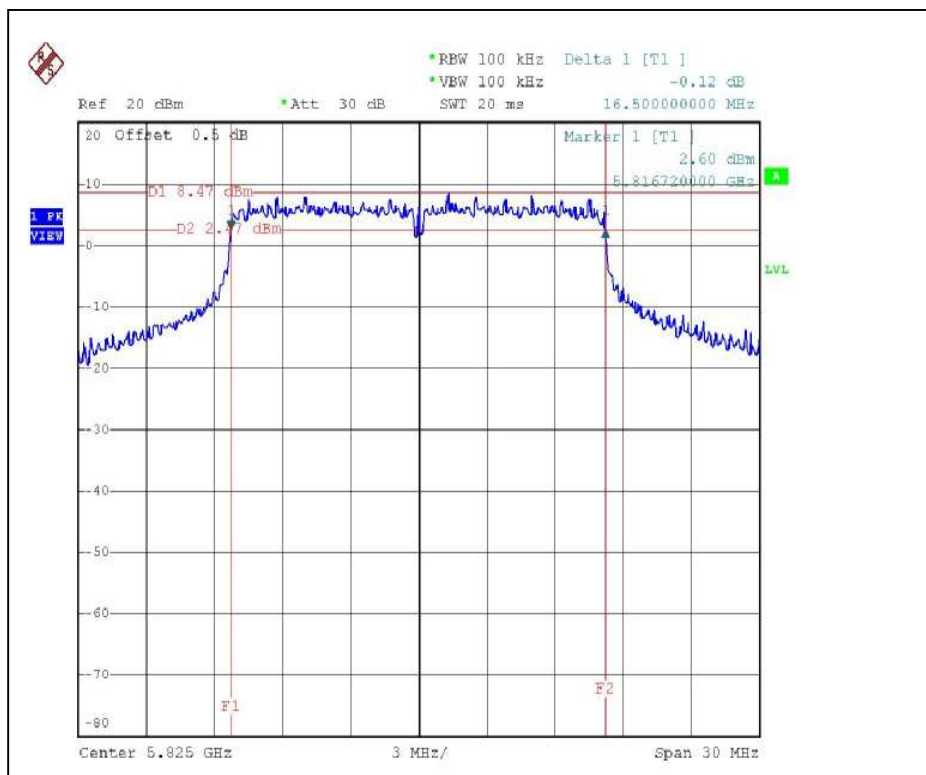


CH3





CH5



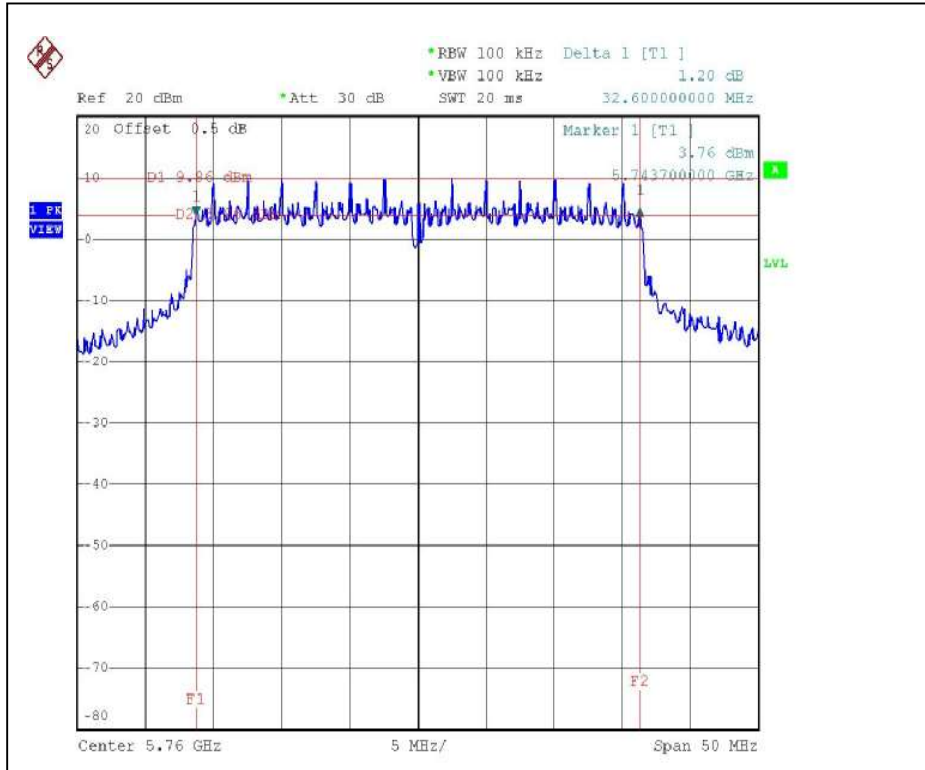
**802.11a Turbo OFDM modulation**

EUT	Aruba 80 a+b/g Outdoor Stand-alone Access Point / WDS Bridge Master		
MODULATION TYPE	BPSK	MODEL	AP-80MB
INPUT POWER (SYSTEM)	120Vac, 60 Hz	TRANSFER RATE	12Mbps
TESTED BY	Rex Huang	ENVIRONMENTAL CONDITIONS	27deg. C, 53%RH, 961hPa

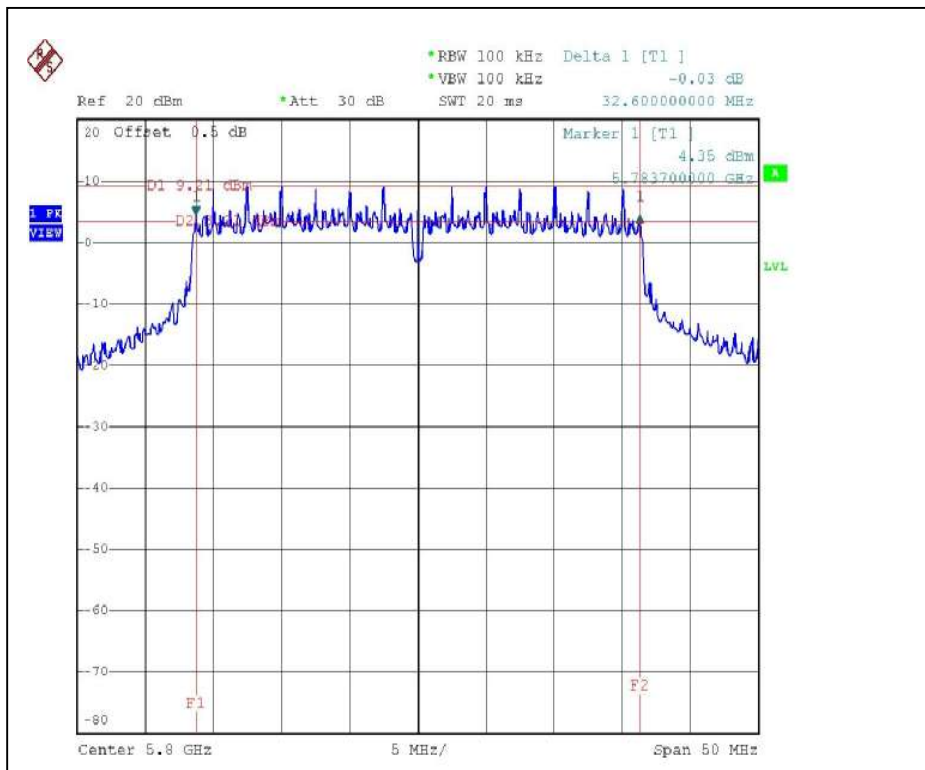
CHANNEL	CHANNEL FREQUENCY (MHz)	6dB BANDWIDTH (MHz)	MINIMUM LIMIT (MHz)	PASS/FAIL
1	5760	32.6	0.5	PASS
2	5800	32.6	0.5	PASS



CH1



CH2



5.3.11 TEST RESULTS (ANTENNA 5)

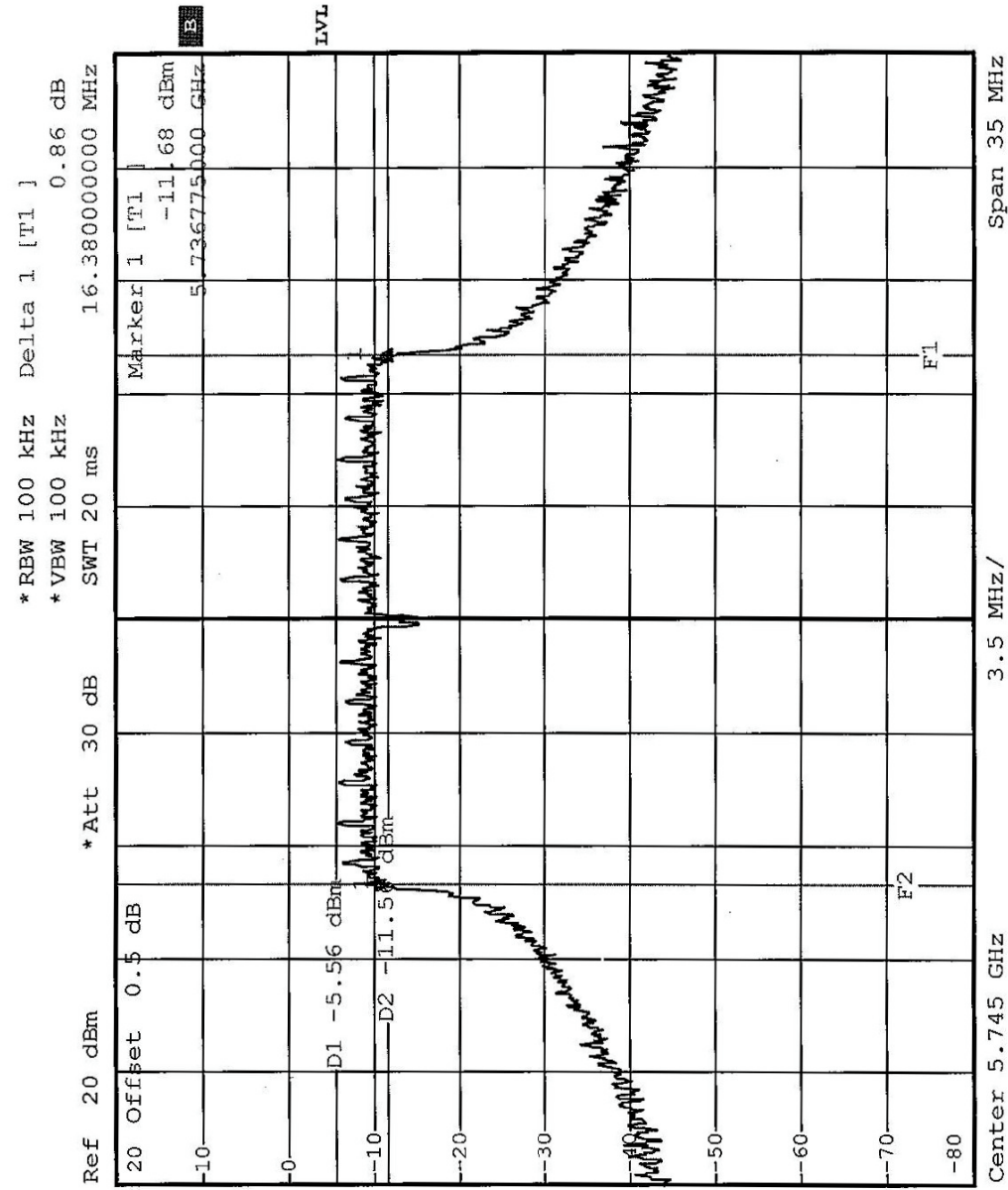
802.11a OFDM modulation

EUT	Aruba 80 a+b/g Outdoor Stand-alone Access Point / WDS Bridge Slave		
MODULATION TYPE	BPSK	MODEL	AP-80SB
INPUT POWER (SYSTEM)	120Vac, 60 Hz	TRANSFER RATE	6Mbps
TESTED BY	Rex Huang	ENVIRONMENTAL CONDITIONS	27deg. C, 53%RH, 961hPa

CHANNEL	CHANNEL FREQUENCY (MHz)	6dB BANDWIDTH (MHz)	MINIMUM LIMIT (MHz)	PASS/FAIL
1	5745	16.38	0.5	PASS
3	5785	16.38	0.5	PASS
5	5825	16.45	0.5	PASS



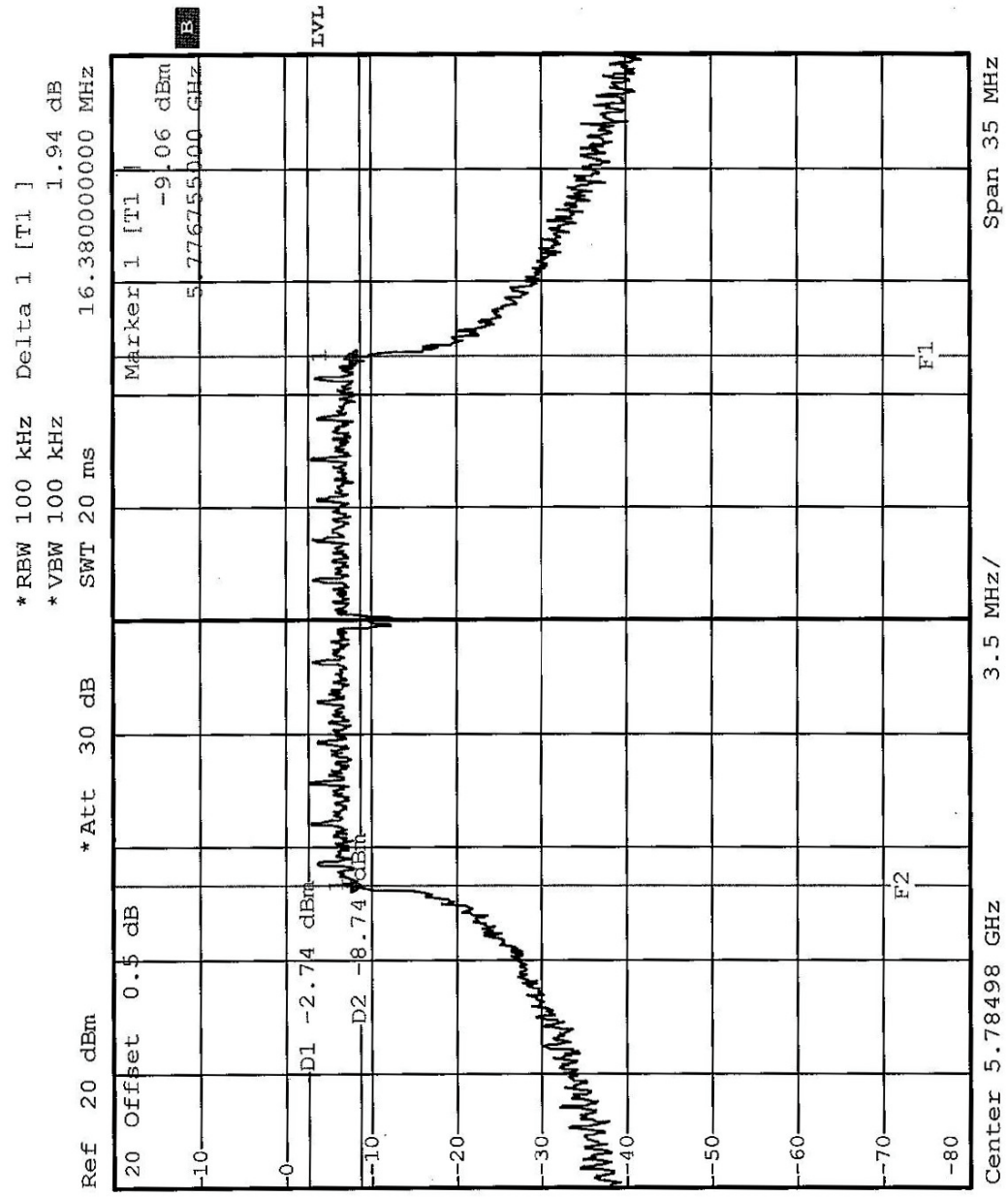
CH1



L PK VIEW



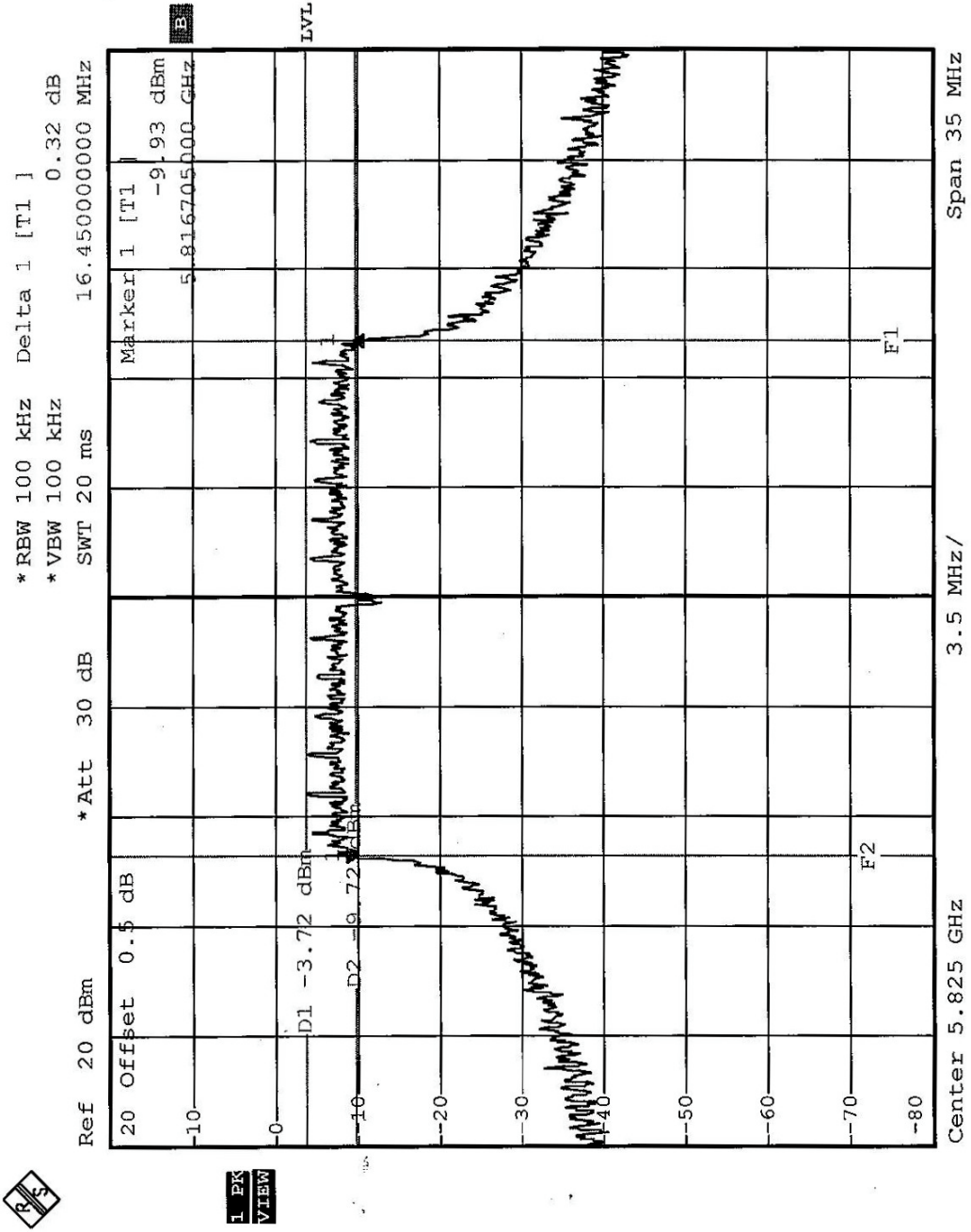
CH3



PK VIEW



CH5





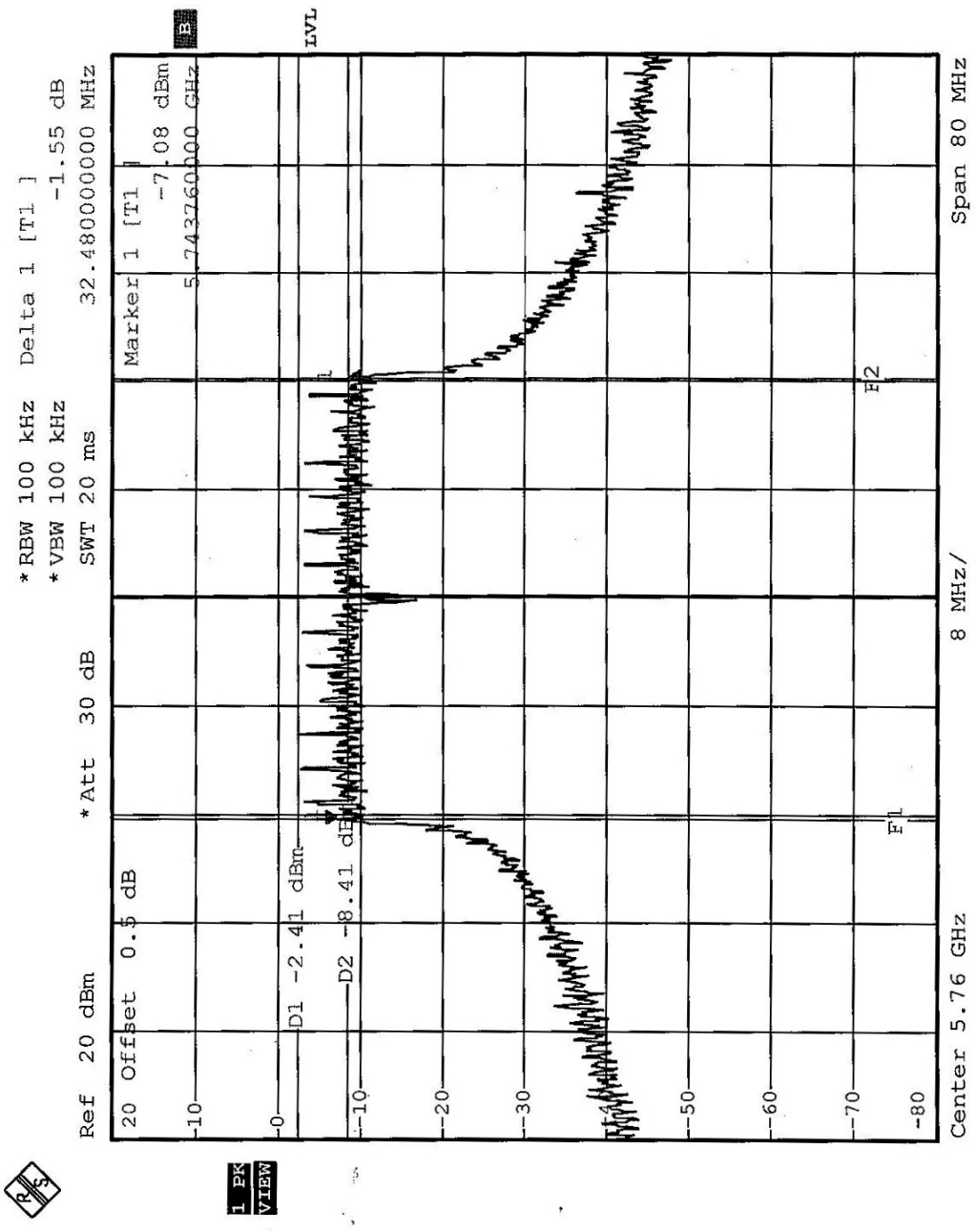
802.11a Turbo OFDM modulation

EUT	Aruba 80 a+b/g Outdoor Stand-alone Access Point / WDS Bridge Slave		
MODULATION TYPE	BPSK	MODEL	AP-80SB
INPUT POWER (SYSTEM)	120Vac, 60 Hz	TRANSFER RATE	12Mbps
TESTED BY	Rex Huang	ENVIRONMENTAL CONDITIONS	27deg. C, 53%RH, 961hPa

CHANNEL	CHANNEL FREQUENCY (MHz)	6dB BANDWIDTH (MHz)	MINIMUM LIMIT (MHz)	PASS/FAIL
1	5760	32.48	0.5	PASS
2	5800	32.64	0.5	PASS

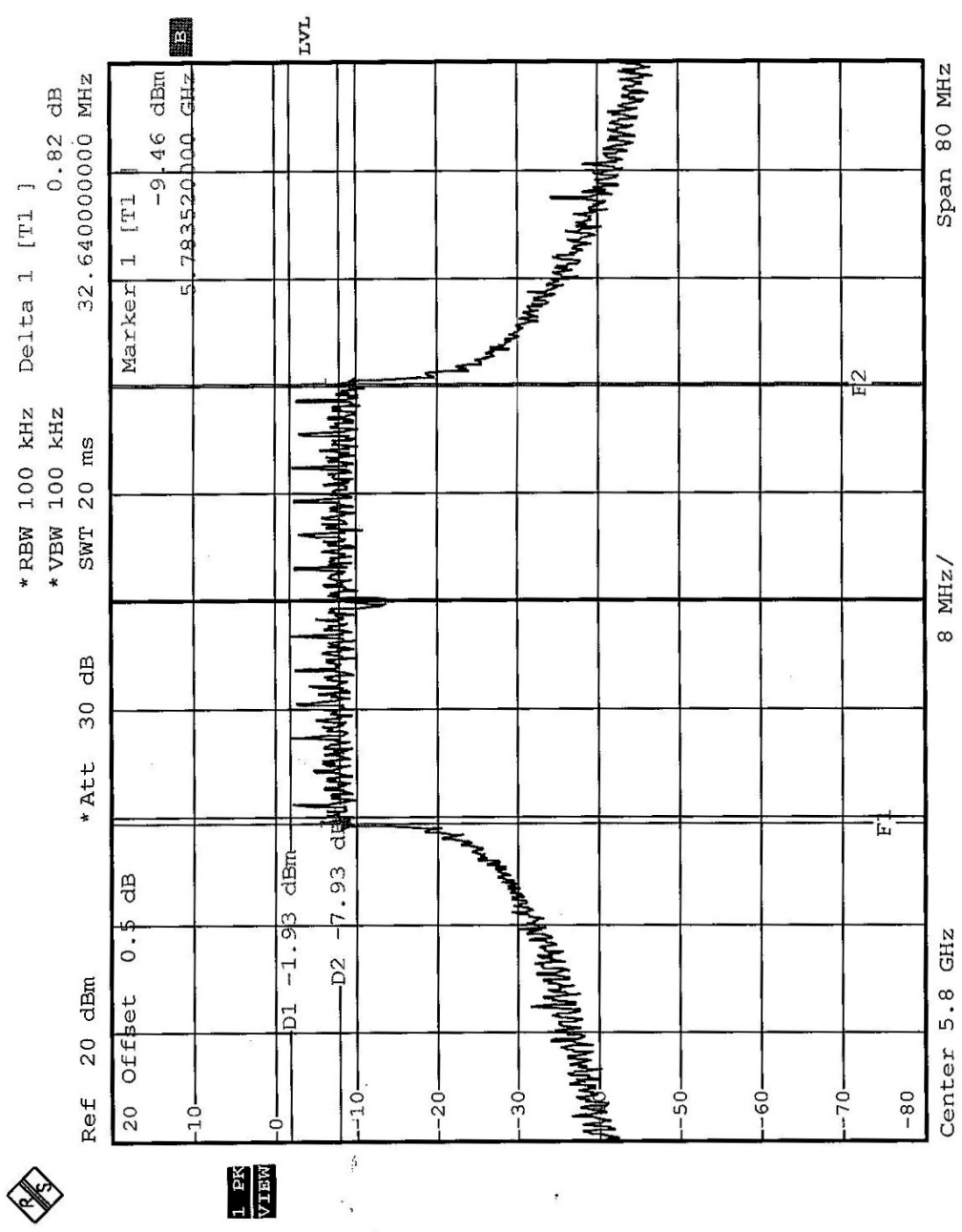


CH1





CH2



5.4 MAXIMUM PEAK OUTPUT POWER

5.4.1 LIMITS OF MAXIMUM PEAK OUTPUT POWER MEASUREMENT

The Maximum Peak Output Power Measurement is 30dBm.

5.4.2 INSTRUMENTS

Description & Manufacturer	Model No.	Serial No.	Calibrated Until
R&S SPECTRUM ANALYZER	FSP40	100036	Nov. 23, 2005
Agilent SIGNAL GENERATOR	E8257C	MY43320668	Dec. 07, 2005
TEKTRONIX OSCILLOSCOPE	TDS380	B016335	Jun. 22, 2006
NARDA DETECTOR	4503A	FSCM99899	NA

NOTE:

The calibration interval of the above test instruments is 12 months and the calibrations are traceable to NML/ROC and NIST/USA.

5.4.3 TEST PROCEDURES

1. A detector was used on the output port of the EUT. An oscilloscope was used to read the response of the detector.
2. Replaced the EUT by the signal generator. The center frequency of the S.G was adjusted to the center frequency of the measured channel.
3. Adjusted the power to have the same reading on oscilloscope. Record the power level.

5.4.4 DEVIATION FROM TEST STANDARD

No deviation

5.4.5 TEST SETUP



5.4.6 EUT OPERATING CONDITIONS

Same as Item 4.3.6



5.4.7 TEST RESULTS

802.11a OFDM modulation

EUT	Aruba 80 a+b/g Outdoor Stand-alone Access Point / WDS Bridge Master Aruba 80 a+b/g Outdoor Stand-alone Access Point / WDS Bridge Slave		
MODULATION TYPE	BPSK	MODEL	AP-80MB AP-80SB
INPUT POWER (SYSTEM)	120Vac, 60 Hz	TRANSFER RATE	6Mbps
TESTED BY	Eric Lee	ENVIRONMENTAL CONDITIONS	27deg. C, 53%RH, 961hPa

Antenna 1 (Gain : 9.0 dBi) + Antenna Cable (1.36dB loss)

CHANNEL	CHANNEL FREQUENCY (MHz)	PEAK POWER OUTPUT (dBm)	PEAK POWER LIMIT (dBm)	PASS/FAIL
1	5745	24.98	28.36	PASS
3	5785	24.84	28.36	PASS
5	5825	24.38	28.36	PASS

Antenna 2 (Gain : 7.0 dBi) + Antenna Cable (1.36dB loss)

CHANNEL	CHANNEL FREQUENCY (MHz)	PEAK POWER OUTPUT (dBm)	PEAK POWER LIMIT (dBm)	PASS/FAIL
1	5745	24.98	30	PASS
3	5785	24.84	30	PASS
5	5825	24.38	30	PASS



Antenna 3 (Gain : 10.0 dBi) + Antenna Cable (1.36dB loss)

CHANNEL	CHANNEL FREQUENCY (MHz)	PEAK POWER OUTPUT (dBm)	PEAK POWER LIMIT (dBm)	PASS/FAIL
1	5745	24.98	27.36	PASS
3	5785	24.84	27.36	PASS
5	5825	24.38	27.36	PASS

Antenna 4 (Gain : 14.0 dBi) + Antenna Cable (1.36dB loss)

CHANNEL	CHANNEL FREQUENCY (MHz)	PEAK POWER OUTPUT (dBm)	PEAK POWER LIMIT (dBm)	PASS/FAIL
1	5745	24.98	30	PASS
3	5785	24.84	30	PASS
5	5825	24.38	30	PASS

Antenna 5 (Gain : 17.0 dBi)

CHANNEL	CHANNEL FREQUENCY (MHz)	PEAK POWER OUTPUT (dBm)	PEAK POWER LIMIT (dBm)	PASS/FAIL
1	5745	10.5	19	PASS
3	5785	12.76	19	PASS
5	5825	12.07	19	PASS



802.11a Turbo OFDM modulation

EUT	Aruba 80 a+b/g Outdoor Stand-alone Access Point / WDS Bridge Master Aruba 80 a+b/g Outdoor Stand-alone Access Point / WDS Bridge Slave		
MODULATION TYPE	BPSK	MODEL	AP-80MB AP-80SB
INPUT POWER (SYSTEM)	120Vac, 60 Hz	TRANSFER RATE	12Mbps
TESTED BY	Eric Lee	ENVIRONMENTAL CONDITIONS	27deg. C, 53%RH, 961hPa

Antenna 1 (Gain : 9.0 dBi) + Antenna Cable (1.36dB loss)

CHANNEL	CHANNEL FREQUENCY (MHz)	PEAK POWER OUTPUT (dBm)	PEAK POWER LIMIT (dBm)	PASS/FAIL
1	5760	24.96	28.36	PASS
2	5800	24.46	28.36	PASS

Antenna 2 (Gain : 7.0 dBi) + Antenna Cable (1.36dB loss)

CHANNEL	CHANNEL FREQUENCY (MHz)	PEAK POWER OUTPUT (dBm)	PEAK POWER LIMIT (dBm)	PASS/FAIL
1	5760	24.96	30	PASS
2	5800	24.46	30	PASS



Antenna 3 (Gain : 10.0 dBi) + Antenna Cable (1.36dB loss)

CHANNEL	CHANNEL FREQUENCY (MHz)	PEAK POWER OUTPUT (dBm)	PEAK POWER LIMIT (dBm)	PASS/FAIL
1	5760	24.96	27.36	PASS
2	5800	24.46	27.36	PASS

Antenna 4 (Gain : 14.0 dBi) + Antenna Cable (1.36dB loss)

CHANNEL	CHANNEL FREQUENCY (MHz)	PEAK POWER OUTPUT (dBm)	PEAK POWER LIMIT (dBm)	PASS/FAIL
1	5760	24.96	30	PASS
2	5800	24.46	30	PASS

Antenna 5 (Gain : 17.0 dBi)

CHANNEL	CHANNEL FREQUENCY (MHz)	PEAK POWER OUTPUT (dBm)	PEAK POWER LIMIT (dBm)	PASS/FAIL
1	5760	12.5	19	PASS
2	5800	13.5	19	PASS

5.5 POWER SPECTRAL DENSITY MEASUREMENT

5.5.1 LIMITS OF POWER SPECTRAL DENSITY MEASUREMENT

The Maximum of Power Spectral Density Measurement is 8dBm.

5.5.2 TEST INSTRUMENTS

Description & Manufacturer	Model No.	Serial No.	Calibrated Until
R&S SPECTRUM ANALYZER	FSP40	100036	Nov. 23, 2005

NOTE:

- 1.The measurement uncertainty is less than +/- 2.6dB, which is calculated as per the NAMAS document NIS81.
- 2.The calibration interval of the above test instruments is 12 months and the calibrations are traceable to NML/ROC and NIST/USA.

5.5.3 TEST PROCEDURE


The transmitter output was connected to the spectrum analyzer through an attenuator, the bandwidth of the fundamental frequency was measured with the spectrum analyzer using 3 kHz RBW and 30 kHz VBW, set sweep time = span/3 kHz. The power spectral density was measured and recorded.

The sweep time is allowed to be longer than span/3 kHz for a full response of the mixer in the spectrum analyzer.

5.5.4 DEVIATION FROM TEST STANDARD

No deviation

5.5.5 TEST SETUP



5.5.6 EUT OPERATING CONDITION

Same as Item 4.3.6

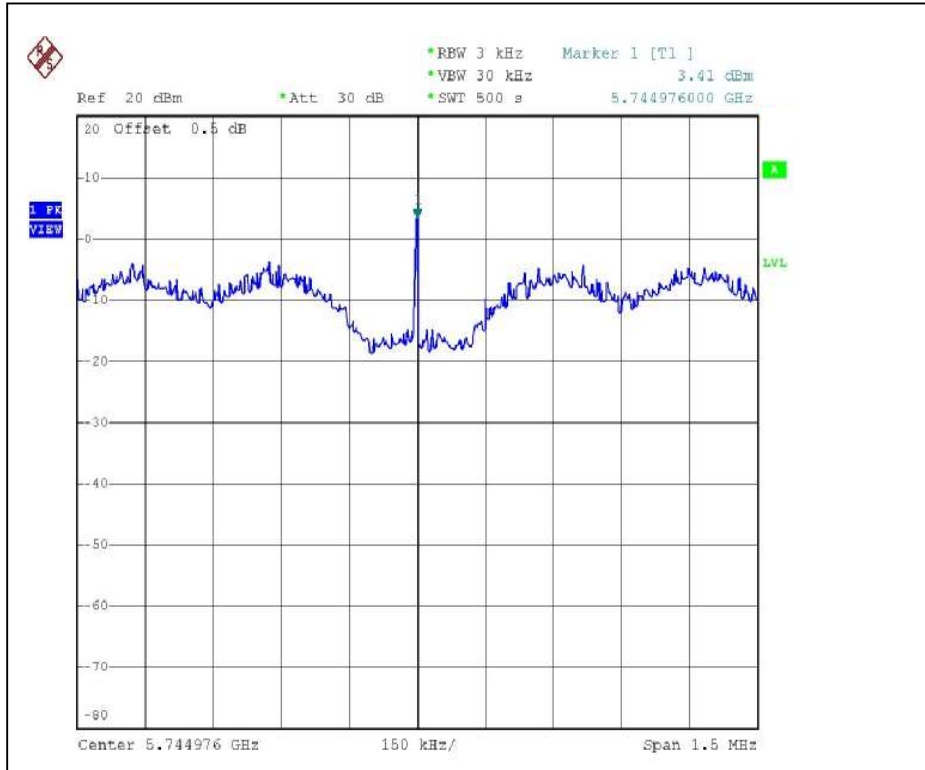
5.5.7 TEST RESULTS(ANTENNA 1)

802.11a OFDM modulation

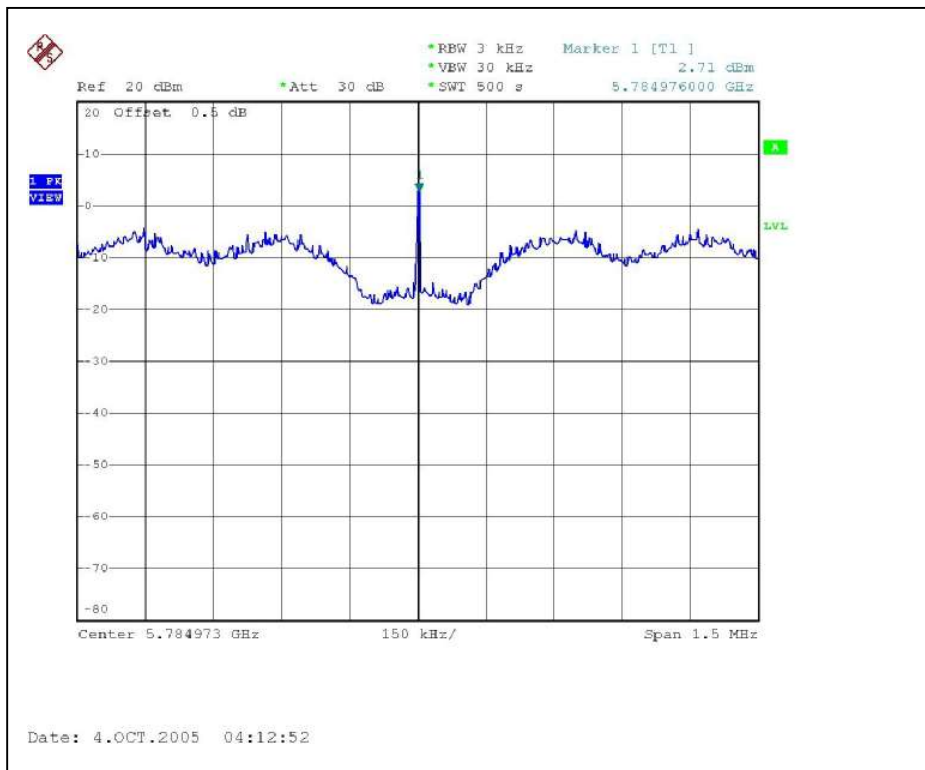
EUT	Aruba 80 a+b/g Outdoor Stand-alone Access Point / WDS Bridge Master		
MODEL	AP-80MB	TRANSFER RATE	6Mbps
MODULATION TYPE	BPSK	ENVIRONMENTAL CONDITIONS	27deg. C, 53%RH, 961hPa
INPUT POWER (SYSTEM)	120Vac, 60 Hz	TESTED BY	Eric Lee

CHANNEL	CHANNEL FREQUENCY (MHz)	RF POWER LEVEL IN 3 kHz BW (dBm)	MAXIMUM LIMIT (dBm)	PASS/FAIL
1	5745	3.41	8	PASS
3	5785	2.71	8	PASS
5	5825	2.47	8	PASS

CH1

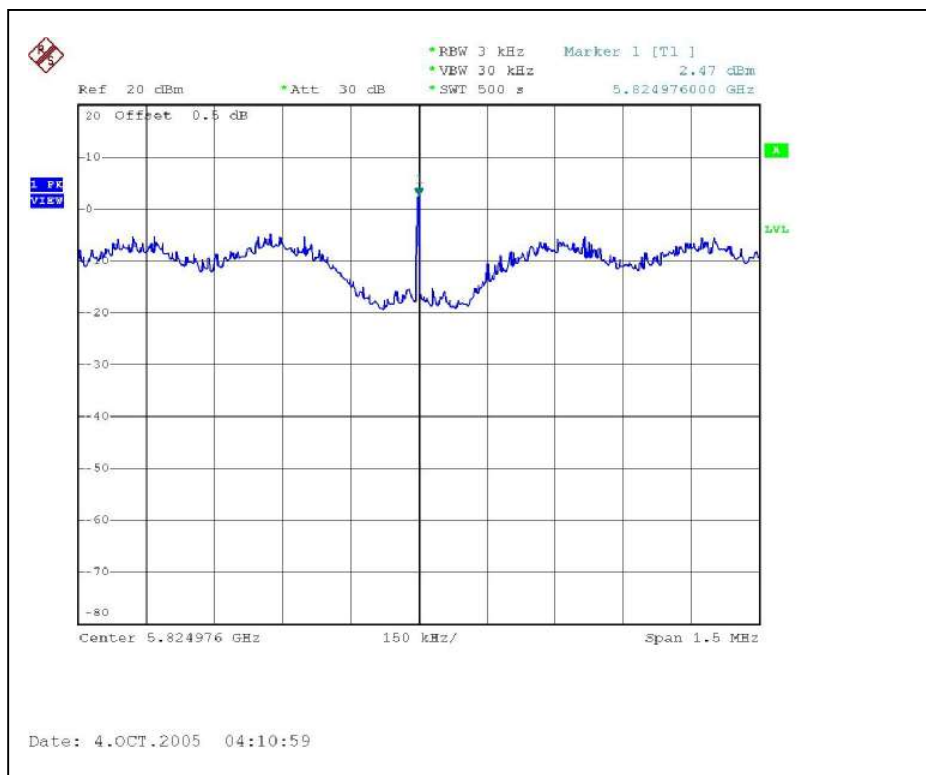


CH3





CH5



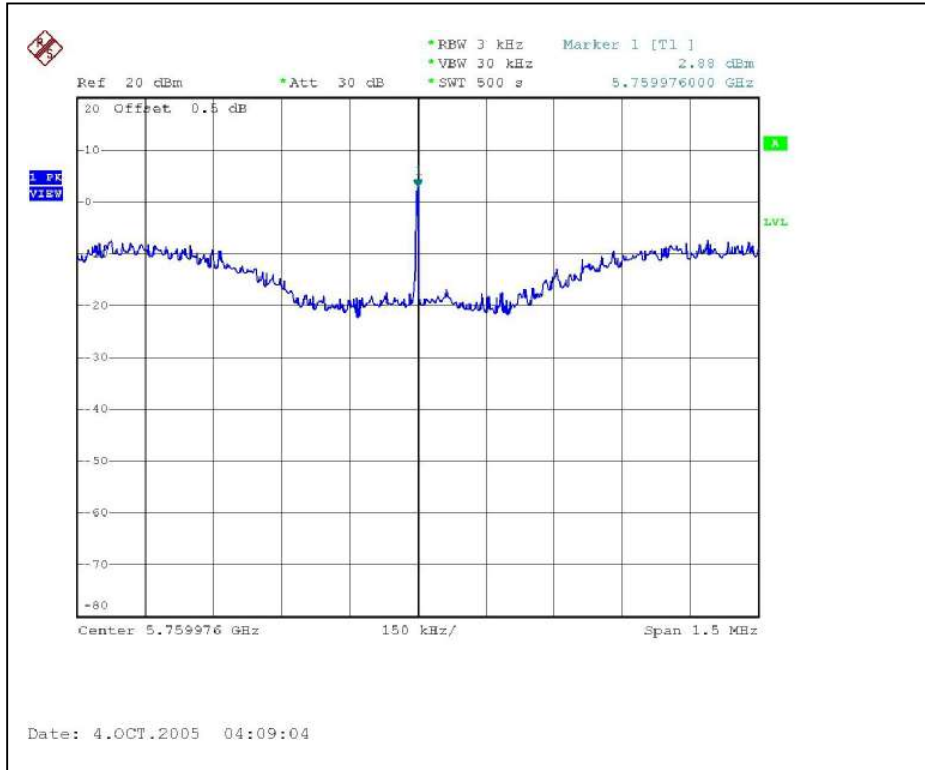
**802.11a Turbo OFDM modulation**

EUT	Aruba 80 a+b/g Outdoor Stand-alone Access Point / WDS Bridge Master		
MODEL	AP-80MB	TRANSFER RATE	12Mbps
MODULATION TYPE	BPSK	ENVIRONMENTAL CONDITIONS	27deg. C, 53%RH, 961hPa
INPUT POWER (SYSTEM)	120Vac, 60 Hz	TESTED BY	Eric Lee

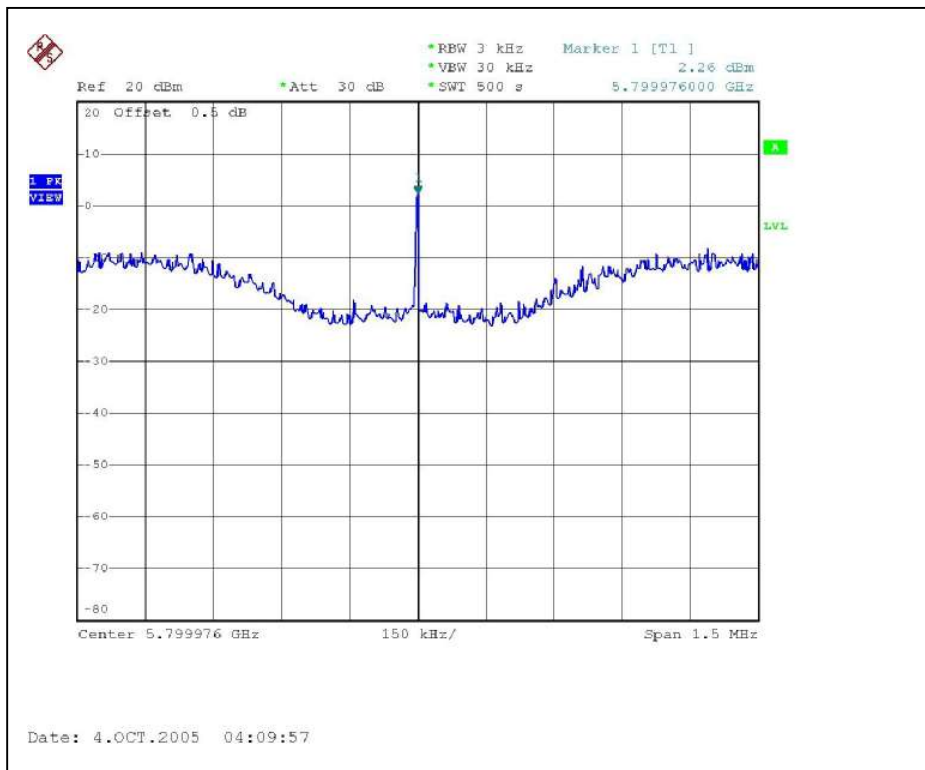
CHANNEL	CHANNEL FREQUENCY (MHz)	RF POWER LEVEL IN 3 kHz BW (dBm)	MAXIMUM LIMIT (dBm)	PASS/FAIL
1	5760	2.88	8	PASS
2	5800	2.26	8	PASS



CH1



CH2



5.5.8 TEST RESULTS(ANTENNA 2)

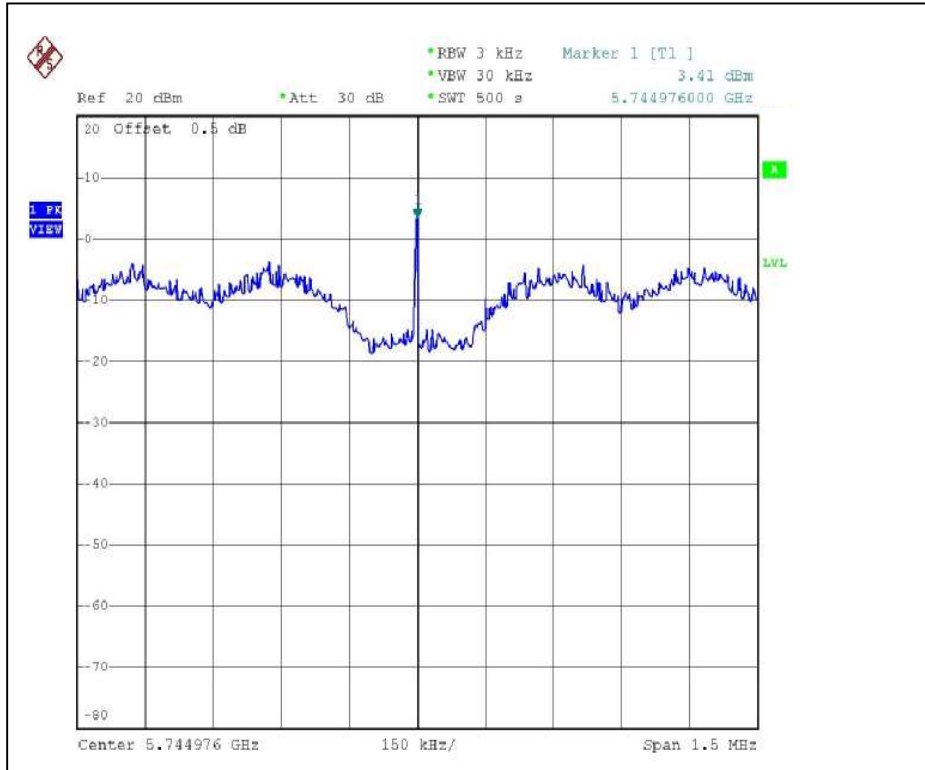
802.11a OFDM modulation

EUT	Aruba 80 a+b/g Outdoor Stand-alone Access Point / WDS Bridge Master		
MODEL	AP-80MB	TRANSFER RATE	6Mbps
MODULATION TYPE	BPSK	ENVIRONMENTAL CONDITIONS	27deg. C, 53%RH, 961hPa
INPUT POWER (SYSTEM)	120Vac, 60 Hz	TESTED BY	Eric Lee

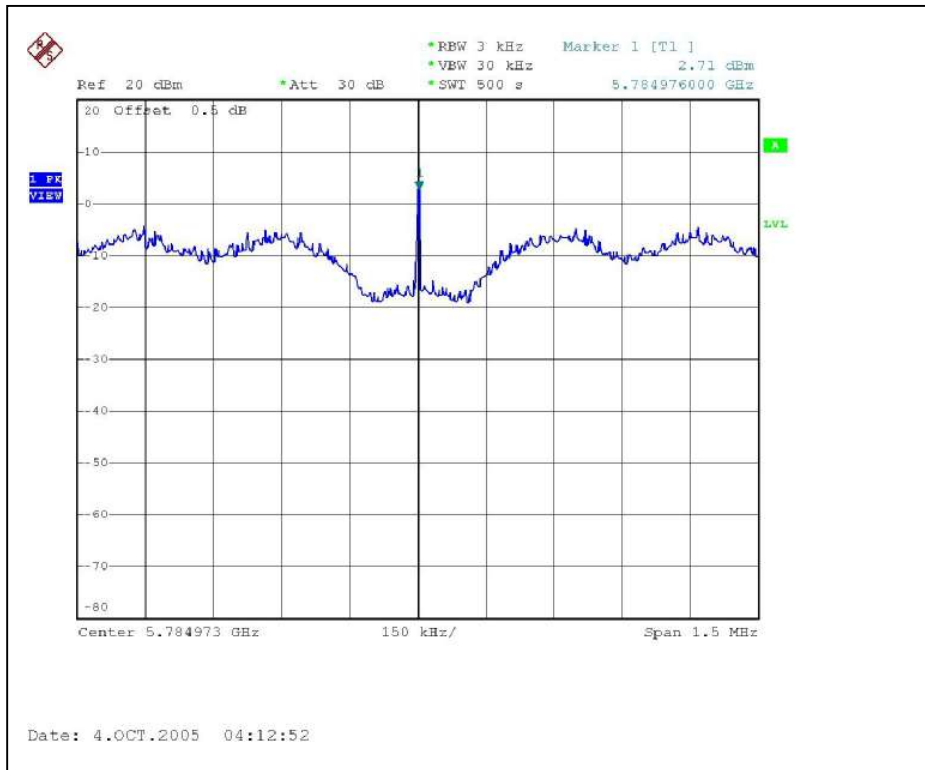
CHANNEL	CHANNEL FREQUENCY (MHz)	RF POWER LEVEL IN 3 kHz BW (dBm)	MAXIMUM LIMIT (dBm)	PASS/FAIL
1	5745	3.41	8	PASS
3	5785	2.71	8	PASS
5	5825	2.47	8	PASS



CH1

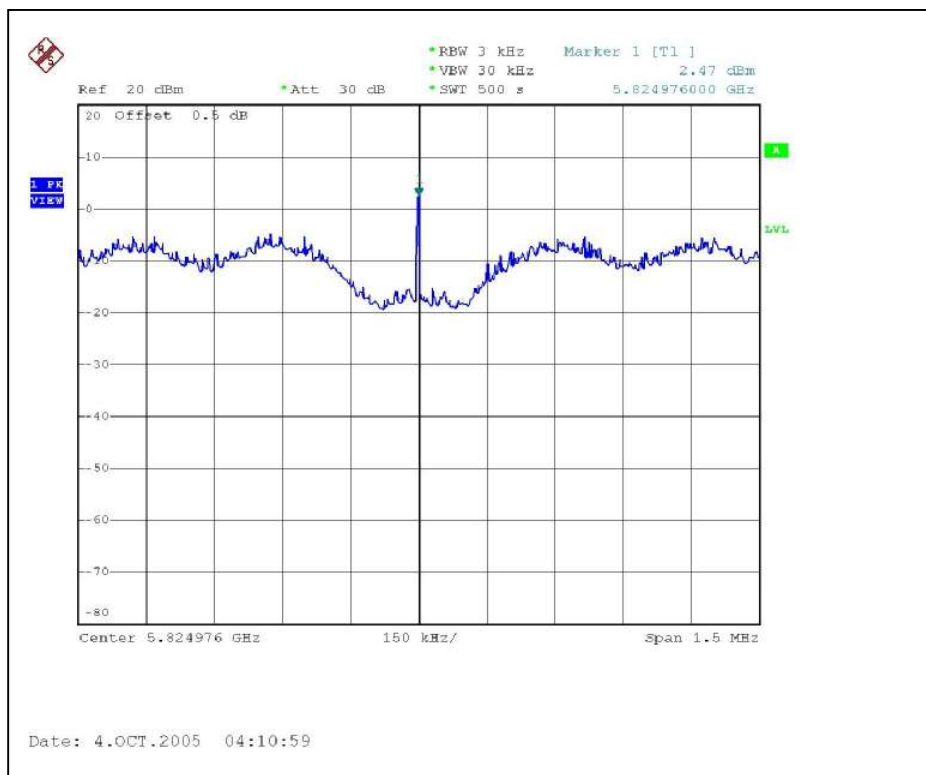


CH3





CH5



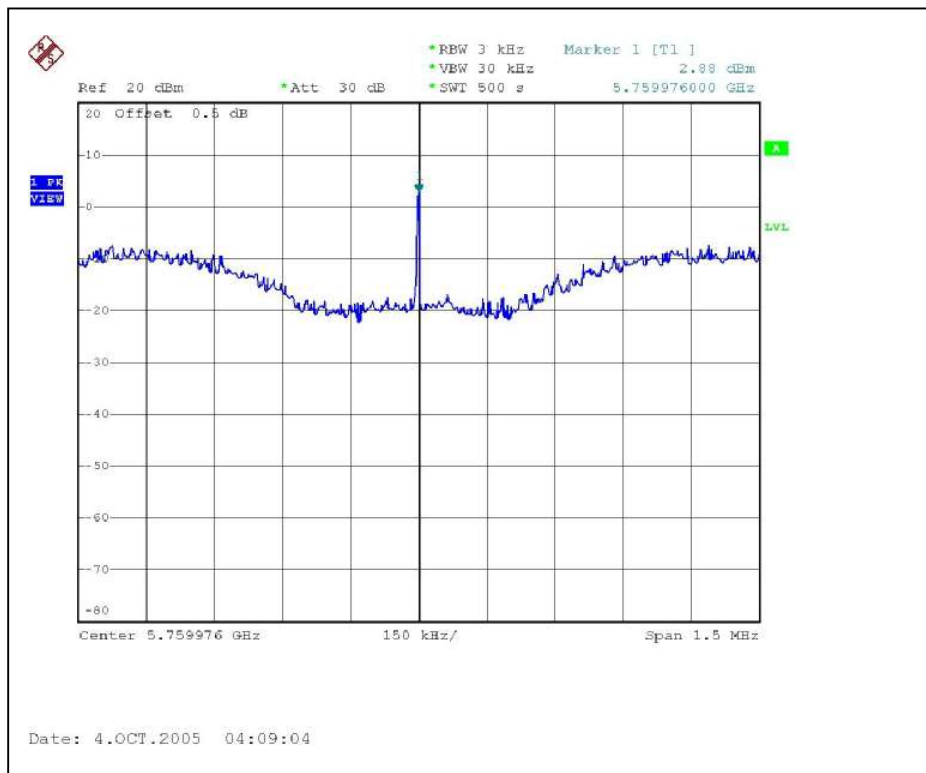
**802.11a Turbo OFDM modulation**

EUT	Aruba 80 a+b/g Outdoor Stand-alone Access Point / WDS Bridge Master		
MODEL	AP-80MB	TRANSFER RATE	12Mbps
MODULATION TYPE	BPSK	ENVIRONMENTAL CONDITIONS	27deg. C, 53%RH, 961hPa
INPUT POWER (SYSTEM)	120Vac, 60 Hz	TESTED BY	Eric Lee

CHANNEL	CHANNEL FREQUENCY (MHz)	RF POWER LEVEL IN 3 kHz BW (dBm)	MAXIMUM LIMIT (dBm)	PASS/FAIL
1	5760	2.88	8	PASS
2	5800	2.26	8	PASS



CH1



CH2

