FCC DFS TEST REPORT

FCC ID	:	**Q9DAPEX017**
Equipment	:	**Wireless Access Point**
Brand Name	:	**aruba, Hewlett Packard Enterprise**
Model Name	:	**APEX017**
Applicant	:	**Hewlett Packard Enterprise Company 3333 Scott Blvd Santa Clara, CA. 94089**
Manufacturer	:	**Hewlett Packard Enterprise Company 3333 Scott Blvd Santa Clara, CA. 94089**
Standard	:	**FCC Part 15 Subpart E**

The product was received on Jun. 21, 2019 and testing was started from Aug. 29, 2019 and completed on Sep. 02, 2019. We, SPORTON INTERNATIONAL INC. EMC & Wireless Communications Laboratory, would like to declare that the tested sample has been evaluated in accordance with the procedures given in FCC Part 15 Subpart E and shown compliance with the applicable technical standards.

The report must not be used by the client to claim product certification, approval, or endorsement by TAF or any agency of government.

The test results in this report apply exclusively to the tested model / sample. Without written approval of SPORTON INTERNATIONAL INC. EMC & Wireless Communications Laboratory, the test report shall not be reproduced except in full.

Louis Wu

Approved by: Louis Wu

SPORTON INTERNATIONAL INC. EMC & Wireless Communications Laboratory

No. 52, Huaya 1st Rd., Guishan Dist., Taoyuan City, Taiwan (R.O.C.)

Table of Contents

History of this test report **3**
Summary of Test Result **4**
1 General Description **5**
1.1 Feature of Equipment Under Test 5
1.2 Modification of EUT 5
1.3 Testing Site 5
1.4 Applied Standards 5
1.5 Support Unit used in test configuration and system 5
2 Requirements and Parameters for DFS Test **6**
2.1 Summary of Dynamic Frequency Selection Test 6
2.2 Applicability of DFS Requirements 7
2.3 DFS Detection Thresholds 9
2.4 DFS Response requirement values 10
2.5 Short Pulse Radar Test Waveforms 11
2.6 Long Pulse Radar Test Waveform 13
2.7 Frequency Hopping Radar Test Waveform 15
3 Calibration Setup and DFS Test Results **16**
3.1 Calibration of Radar Waveform 16
3.2 U-NII Detection Bandwidth 23
3.3 Channel Availability Check 31
3.4 In-Service Monitoring: Channel Move Time, Channel Closing Transmission Time and Non-Occupancy Period 37
3.5 Statistical Performance Check 43
4 List of Measuring Equipment **57**
Appendix A. DFS Radar Parameters
Appendix B. Setup Photographs

History of this test report

Report No.	Version	Description	Issue Date
FZ952258-01A	01	Initial issue of report	Sep. 10, 2019
FZ952258-01A	02	Update DFS Radar Parameters	Oct. 04, 2019
FZ952258-01A	03	Update SW Version	Oct. 23, 2019

Summary of Test Result

Report Clause	Ref Std. Clause	Test Items	Result (PASS/FAIL)	Remark
3.2	7.8.1	U-NII Detection Bandwidth	Pass	-
3.3	7.8.2	Channel Availability Check Time	Pass	-
3.4	7.8.3	Channel Move Time	Pass	-
		Channel Closing Transmission Time	Pass	-
		Non-Occupancy Period Test	Pass	-
3.5	7.8.4	Statistical Performance Check	Pass	-

Declaration of Conformity:
The test results with all measurement uncertainty excluded are presented in accordance with the regulation limits or requirements declared by manufacturers.
Comments and Explanations:
The declared of product specification for EUT presented in the report are provided by the manufacturer, and the manufacturer takes all the responsibilities for the accuracy of product specification.

Reviewed by: Wii Chang

Report Producer: Jessie Ho

1 General Description

1.1 Feature of Equipment Under Test

Bluetooth, Wi-Fi 2.4GHz 802.11b/g/n, Wi-Fi 5GHz 802.11a/n/ac

Product Specification subjective to this standard	
SW Version	InstantOn_Ursa3_1.1.1.0
Antenna Type	WLAN: Dipole Antenna Bluetooth: Dipole Antenna

1.2 Modification of EUT

No modifications are made to the EUT during all test items.

1.3 Testing Site

Test Site	SPORTON INTERNATIONAL INC. EMC & Wireless Communications Laboratory
Test Site Location	No.52, Huaya 1st Rd., Guishan Dist., Taoyuan City, Taiwan (R.O.C.) TEL: +886-3-327-3456 FAX: +886-3-328-4978
Test Site No.	**Sporton Site No.**
	DFS02-HY

1.4 Applied Standards

According to the specifications of the manufacturer, the EUT must comply with the requirements of the following standards:

- FCC Part 15 Subpart E
- FCC KDB 905462 D02 UNII DFS Compliance Procedures New Rules v02
- FCC KDB 905462 D03 UNII Clients Without Radar Detection New Rules v01r02

Remark: All test items were verified and recorded according to the standards and without any deviation during the test.

1.5 Support Unit used in test configuration and system

Item	Equipment	Trade Name	Model Name	FCC ID	HW / FW Version	Power Cord
1.	Notebook	Lenovo	Edge E335	PPD-AR5B95	N/A	AC I/P: Unshielded, 1.2 m DC O/P: Shielded, 1.8 m

2 Requirements and Parameters for DFS Test

2.1 Summary of Dynamic Frequency Selection Test

UNII	Description	Limit
U-NII Band 2-A 5250-5350 MHz	Channel Availability Check Time	> 60sec
	U-NII Detection Bandwidth	> 100% of the U-NII 99% transmission power bandwidth
	Statistical Performance Check	Type 1,2,3,4 >= 60% Type 1~4 and 5 >= 80% Type 6 >= 70%
U-NII Band 2-C 5470-5725 MHz	Channel Availability Check Time	> 60sec
	U-NII Detection Bandwidth	> 100% of the U-NII 99% transmission power bandwidth
	Statistical Performance Check	Type 1,2,3,4 >= 60% Type 1~4 and 5 >= 80% Type 6 >= 70%
	Channel Move Time	< 10 sec
	Channel Closing Transmission Time	< 200 ms + aggregate of 60 ms over remaining 10 s period
	Non-Occupancy Period Test	> 30 minutes

2.2 Applicability of DFS Requirements

EUT is considered as a master device.

Table 1: Applicability of DFS Requirements Prior to Use of a Channel

Requirement	Operational Mode		
	Master	Client Without Radar Detection	Client With Radar Detection
Non-Occupancy Period	Yes	Not required	Yes
DFS Detection Threshold	Yes	Not required	Yes
Channel Availability Check Time	Yes	Not required	Not required
U-NII Detection Bandwidth	Yes	Not required	Yes

Table 2: Applicability of DFS requirements during normal operation

Requirement	Operational Mode		
	Master	Client Without Radar Detection	Client With Radar Detection
DFS Detection Threshold	Yes	Not required	Yes
Channel Closing Transmission Time	Yes	Yes	Yes
Channel Move Time	Yes	Yes	Yes
U-NII Detection Bandwidth	Yes	Not required	Yes
Client Beacon Test	N/A	Yes	Yes

Additional requirements for devices with multiple bandwidth modes	Operational Mode	
	Master or Client With Radar Detection	Client Without Radar Detection
U-NII Detection Bandwidth and Statistical Performance Check	All BW modes must be tested	Not required
Channel Move Time and Channel Closing Transmission Time	Test using widest BW mode available	Test using the widest BW mode available for the link
All other tests	Any single BW mode	Not required

Note

Frequencies selected for statistical performance check (Section 7.8.4) should include several frequencies within the radar detection bandwidth and frequencies near the edge of the radar detection bandwidth. For 802.11 devices it is suggested to select frequencies in each of the bonded 20 MHz channels and the channel center frequency.

2.3 DFS Detection Thresholds

Table 3 below provides the DFS Detection Thresholds for Master Devices as well as Client Devices incorporating In-Service Monitoring.

Table 3: DFS Detection Thresholds for Master Devices

Maximum Transmit Power	Value (see notes 1, 2, and 3)
EIRP ≥ 200 milliwatt	-64 dBm
EIRP < 200 milliwatt and power spectral density < 10 dBm/MHz	-62 dBm
EIRP < 200 milliwatt that do not meet the power spectral density requirement	-64 dBm
Note 1: This is the level at the input of the receiver assuming a 0 dBi receive antenna. **Note 2:** Throughout these test procedures an additional 1 dB has been added to the amplitude of the test transmission waveforms to account for variations in measurement equipment. This will ensure that the test signal is at or above the detection threshold level to trigger a DFS response. **Note 3:** EIRP is based on the highest antenna gain. For MIMO devices refer to KDB Publication 662911 D01.	

The radar *Detection Threshold*, lowest antenna gain is the parameter of Interference radar DFS detection threshold, The Interference Detection Threshold is the (-64dBm) + (0) [dBi]+ 1 dB= -63 dBm.

2.4 DFS Response requirement values

Table 4 provides the response requirements for Master and Client Devices incorporating DFS.

Table 4: DFS Response Requirement Values

Parameter	Value
Non-occupancy period	Minimum 30 minutes
Channel Availability Check Time	60 seconds
Channel Move Time	10 seconds See Note 1.
Channel Closing Transmission Time	200 milliseconds + an aggregate of 60 milliseconds over remaining 10 second period. See Notes 1 and 2.
U-NII Detection Bandwidth	Minimum 100% of the 99% power bandwidth See Note 3.

Note 1: *Channel Move Time* and the *Channel Closing Transmission Time* should be performed with Radar Type 0. The measurement timing begins at the end of the Radar Type 0 burst.

Note 2: The *Channel Closing Transmission Time* is comprised of 200 milliseconds starting at the beginning of the *Channel Move Time* plus any additional intermittent control signals required to facilitate *Channel* changes (an aggregate of 60 milliseconds) during the remainder of the 10 second period. The aggregate duration of control signals will not count quiet periods in between transmissions.

Note 3: During the *U-NII Detection Bandwidth* detection test, radar type 0 is used and for each frequency step the minimum percentage of detection is 90%. Measurements are performed with no data traffic.

2.5 Short Pulse Radar Test Waveforms

Radar Type 0 was used in the evaluation of the Client device for the purpose of measuring the Channel Move Time and the Channel Closing Transmission Time.

Radar Type	Pulse Width (μsec)	PRI (μsec)	Number of Pulses	Minimum Percentage of Successful Detection	Minimum Trials
0	1	1428	18	See Note 1.	See Note 1.
1	1	Test A Test B	$\text{Roundup}\left\{\left(\frac{1}{360}\right)\cdot\left(\frac{19\cdot 10^6}{\text{PRI}_{\mu\text{sec}}}\right)\right\}$	60%	30
2	1-5	150-230	23-29	60%	30
3	6-10	200-500	16-18	60%	30
4	11-20	200-500	12-16	60%	30
Aggregate (Radar Types 1-4)				80%	120

Note 1: Short Pulse Radar Type 0 should be used for the detection bandwidth test, channel move time, and channel closing time tests.

Test A: 15 unique PRI values randomly selected from the list of 23 PRI values in Table 5a
Test B: 15 unique PRI values randomly selected within the range of 518-3066 μsec, with a minimum increment of 1 μsec, excluding PRI values selected in Test A

A minimum of 30 unique waveforms are required for each of the Short Pulse Radar Types 2 through 4. If more than 30 waveforms are used for Short Pulse Radar Types 2 through 4, then each additional waveform must also be unique and not repeated from the previous waveforms.

If more than 30 waveforms are used for Short Pulse Radar Type 1, then each additional waveform is generated with Test B and must also be unique and not repeated from the previous waveforms in Tests A or B.

The aggregate is the average of the percentage of successful detections of short pulse radar types 1-4.

Table 5a - Pulse Repetition Intervals Values for Test A

Pulse Repetition Frequency Number (1 to 23)	Pulse Repetition Frequency (Pulses Per Second)	Pulse Repetition Interval (Microseconds)
1	1930.5	518
2	1858.7	538
3	1792.1	558
4	1730.1	578
5	1672.2	598
6	1618.1	618
7	1567.4	638
8	1519.8	658
9	1474.9	678
10	1432.7	698
11	1392.8	718
12	1355.0	738
13	1319.3	758
14	1285.3	778
15	1253.1	798
16	1222.5	818
17	1193.3	838
18	1165.5	858
19	1139.0	878
20	1113.6	898
21	1089.3	918
22	1066.1	938
23	326.2	3066

2.6 Long Pulse Radar Test Waveform

Radar Type	Pulse Width (µsec)	Chirp Width (MHz)	PRI (µsec)	Number of Pulses per Burst	Number of Bursts	Minimum Percentage of Successful Detection	Minimum Trials
5	50-100	5-20	1000-2000	1-3	8-20	80%	30

The parameters for this waveform are randomly chosen. Thirty unique waveforms are required for the Long Pulse radar test signal. If more than 30 waveforms are used for the Long Pulse radar test signal, then each additional waveform must also be unique and not repeated from the previous waveforms. Each waveform is defined as follows:

Note: The center frequency for each of the 30 trials of the Bin 5 radar shall be randomly selected within 80% of the Occupied Bandwidth.

(1) The transmission period for the Long Pulse Radar test signal is 12 seconds.

(2) There are a total of 8 to 20 Bursts in the 12 second period, with the number of Bursts being randomly chosen. This number is Burst_Count.

(3) Each Burst consists of 1 to 3 pulses, with the number of pulses being randomly chosen. Each Burst within the 12 second sequence may have a different number of pulses.

(4) The pulse width is between 50 and 100 microseconds, with the pulse width being randomly chosen. Each pulse within a Burst will have the same pulse width. Pulses in different Bursts may have different pulse widths.

(5) 5) Each pulse has a linear frequency modulated chirp between 5 and 20 MHz, with the chirp width being randomly chosen. Each pulse within a **transmission period** will have the same chirp width. The chirp is centered on the pulse. For example, with a radar frequency of 5300 MHz and a 20 MHz chirped signal, the chirp starts at 5290 MHz and ends at 5310 MHz

(6) If more than one pulse is present in a Burst, the time between the pulses will be between 1000 and 2000 microseconds, with the time being randomly chosen. If three pulses are present in a Burst, the time between the first and second pulses is chosen independently of the time between the second and third pulses.

(7) The 12 second transmission period is divided into even intervals. The number of intervals is equal to Burst_Count. Each interval is of length (12,000,000 / Burst_Count) microseconds. Each interval contains one Burst. The start time for the Burst, relative to the beginning of the interval, is between 1 and [(12,000,000 / Burst_Count) – (Total Burst Length) + (One Random PRI Interval)] microseconds, with the start time being randomly chosen. The step interval for the start time is 1 microsecond. The start time for each Burst is chosen independently.

A representative example of a Long Pulse radar test waveform:

(1) The total test signal length is 12 seconds.

(2) 8 Bursts are randomly generated for the Burst_Count.

(3) Burst 1 has 2 randomly generated pulses.

(4) The pulse width (for both pulses) is randomly selected to be 75 microseconds.

(5) The PRI is randomly selected to be at 1213 microseconds.

(6) Bursts 2 through 8 are generated using steps 3 – 5.

(7) Each Burst is contained in even intervals of 1,500,000 microseconds. The starting location for Pulse 1, Burst 1 is randomly generated (1 to 1,500,000 minus the total Burst 1 length + 1 random PRI interval) at the 325,001 microsecond step. Bursts 2 through 8 randomly fall in successive 1,500,000 microsecond intervals (i.e. Burst 2 falls in the 1,500,001 – 3,000,000 microsecond range).

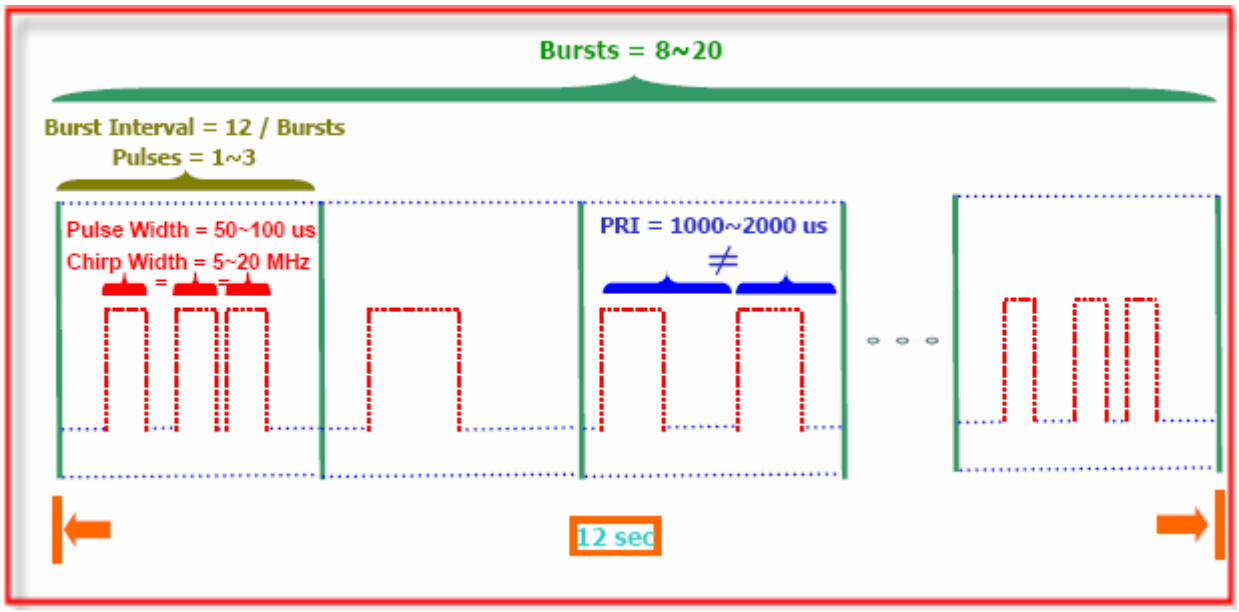

2.7 Frequency Hopping Radar Test Waveform

Radar Type	Pulse Width (μsec)	PRI (μsec)	Pulses per Hop	Hopping Rate (kHz)	Hopping Sequence Length (msec)	Minimum Percentage of Successful Detection	Minimum Trials
6	1	333	9	0.333	300	70%	30

For the Frequency Hopping Radar Type, the same Burst parameters are used for each waveform. The hopping sequence is different for each waveform and a 100-length segment is selected from the hopping sequence defined by the following algorithm:

The first frequency in a hopping sequence is selected randomly from the group of 475 integer frequencies from 5250 – 5724 MHz. Next, the frequency that was just chosen is removed from the group and a frequency is randomly selected from the remaining 474 frequencies in the group. This process continues until all 475 frequencies are chosen for the set. For selection of a random frequency, the frequencies remaining within the group are always treated as equally likely.

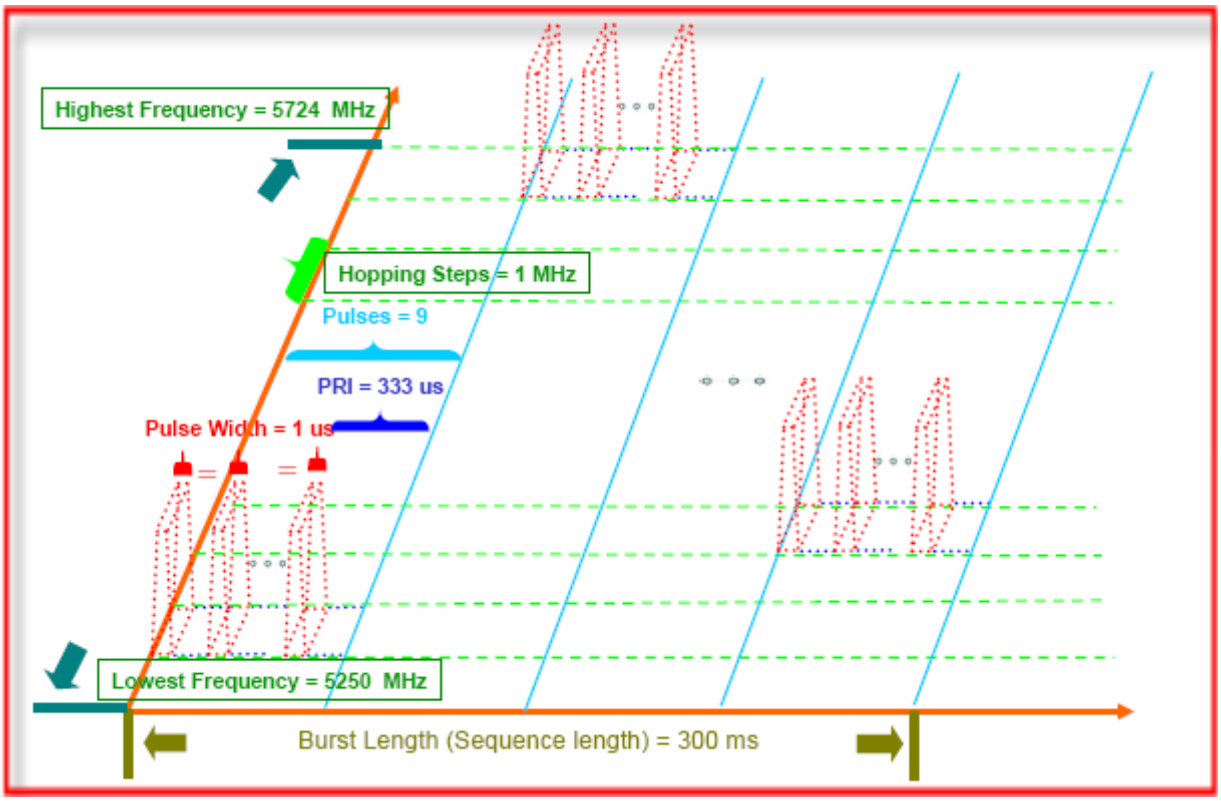

3 Calibration Setup and DFS Test Results

3.1 Calibration of Radar Waveform

3.1.1 Radar Waveform Calibration Procedure

The Interference Radar Detection Threshold Level is (-64) + (0) [dBi] + 1dB = -63 dBm that had been taken into account the output power range and antenna gain. The following equipment setup was used to calibrate the conducted Radar Waveform. A vector signal generator was utilized to establish the test signal level for radar type 0~6. During this process there were no transmissions by either the Master or Client Device. The spectrum analyzer was switched to the zero span (Time Domain) at the frequency of the Radar Waveform generator. Peak detection was used. The spectrum analyzer resolution bandwidth (RBW) and video bandwidth (VBW) were set to 3 MHz to measure the radar waveform. The vector signal generator amplitude was set so that the power level measured at the spectrum analyzer was (-64) + (0) [dBi] + 1dB = -63 dBm. Capture the spectrum analyzer plots on radar waveform.

3.1.2 Radiated Calibration Setup

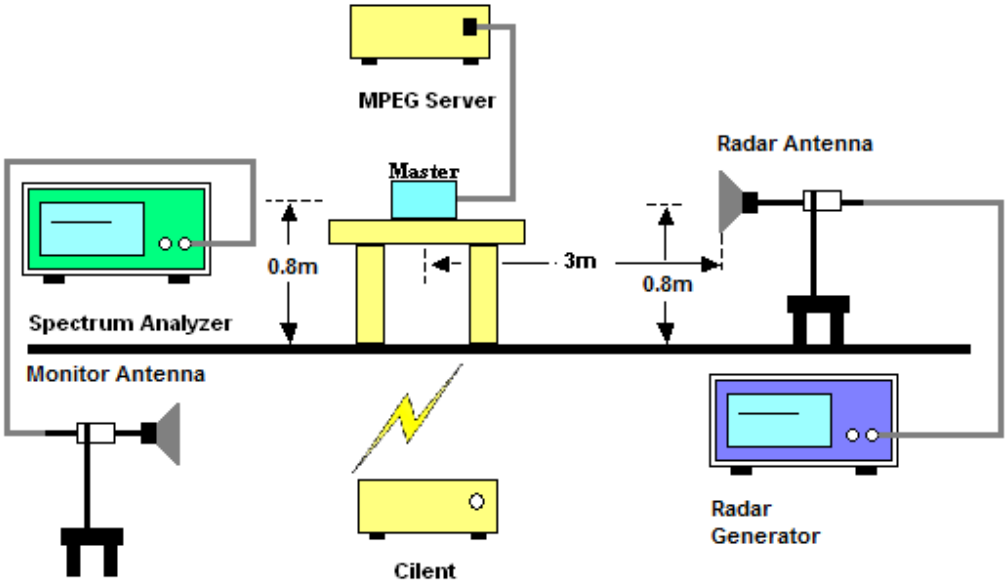

3.1.3 Calibration Deviation

There is no deviation with the original standard.

3.1.4 Radar Waveform Calibration Result

<20MHz / 5300MHz>

Radar Type 1	Radar Type 2
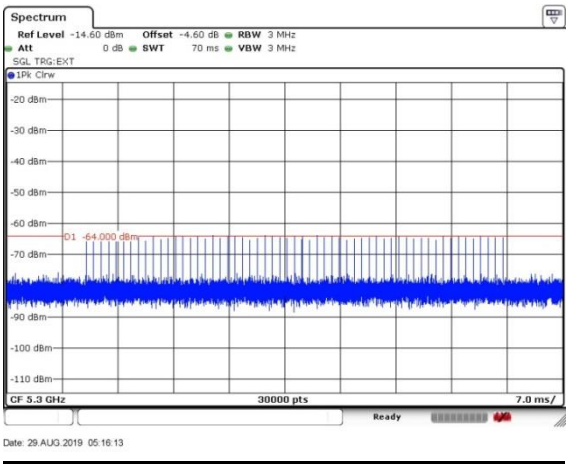	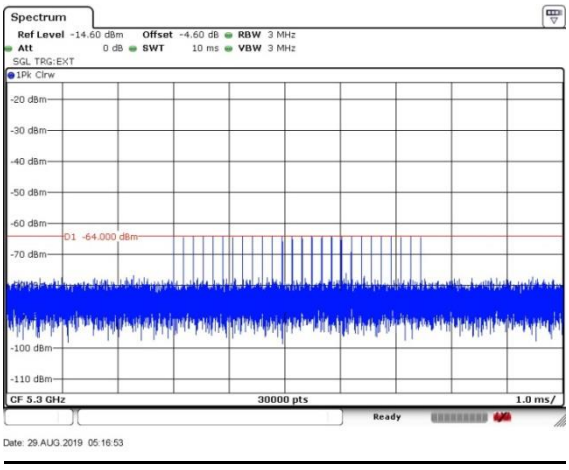
Radar Type 3	**Radar Type 4**
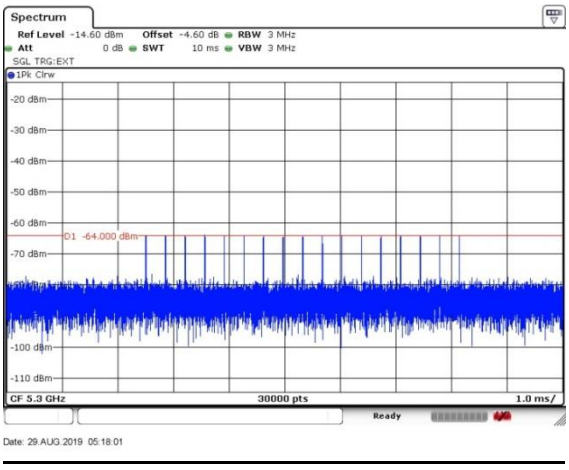	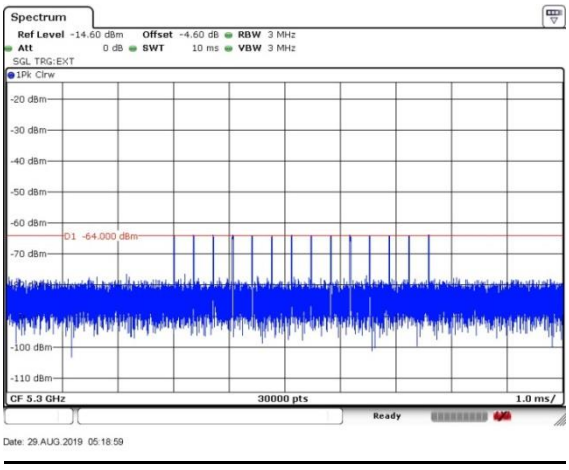
Single Burst of Radar Type 5	**Single Burst of Radar Type 6**
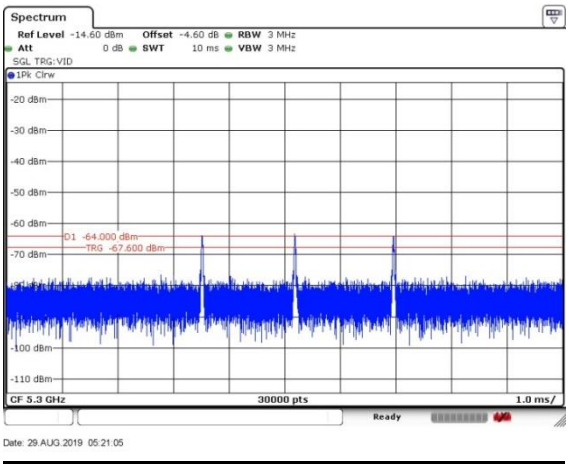	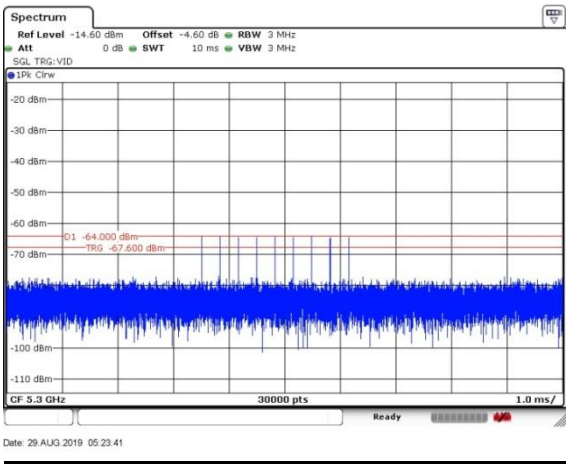

<40MHz / 5310MHz>

Radar Type 1	Radar Type 2
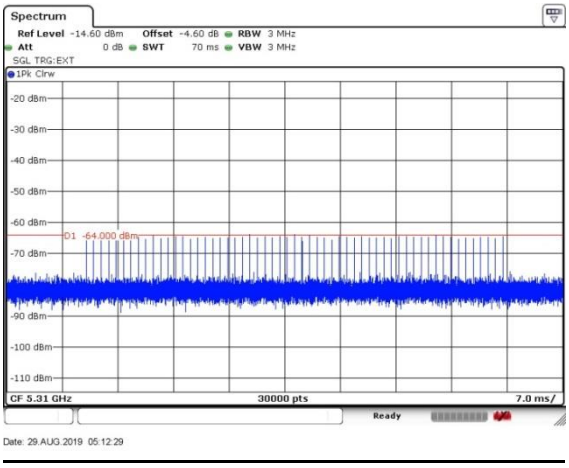	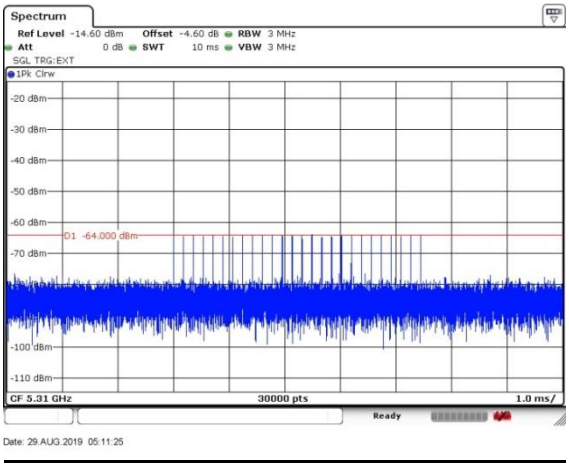
Radar Type 3	**Radar Type 4**
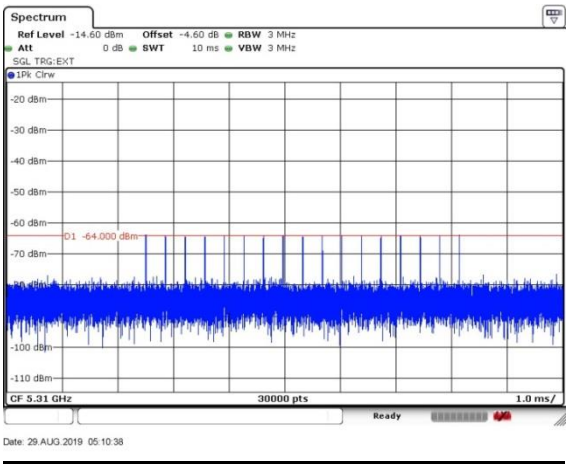	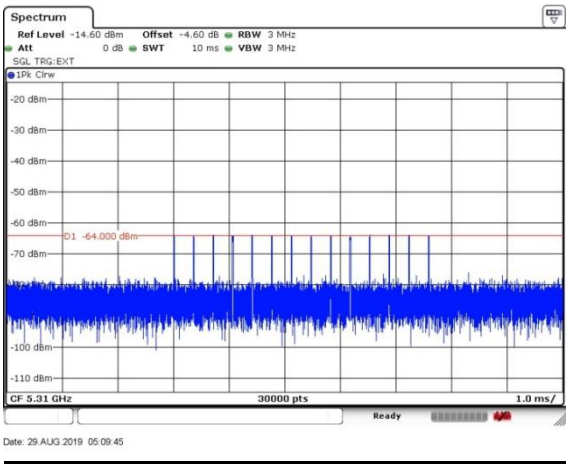
Single Burst of Radar Type 5	**Single Burst of Radar Type 6**
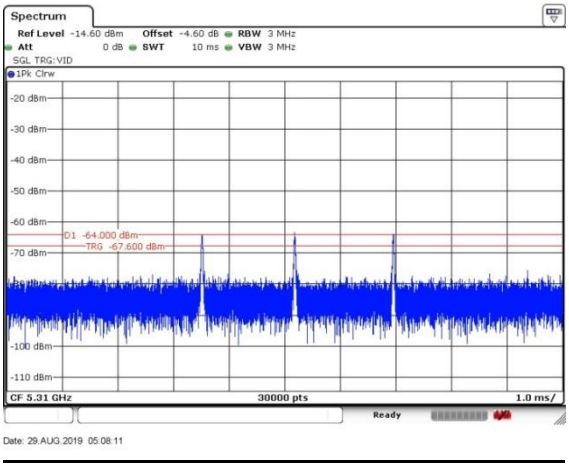	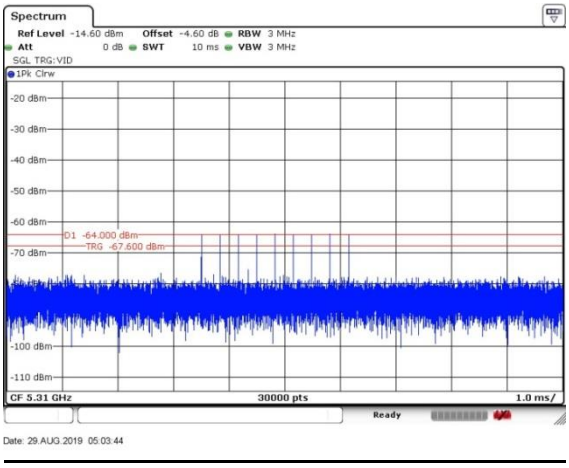

<80MHz / 5290MHz>

Radar Type 1	Radar Type 2
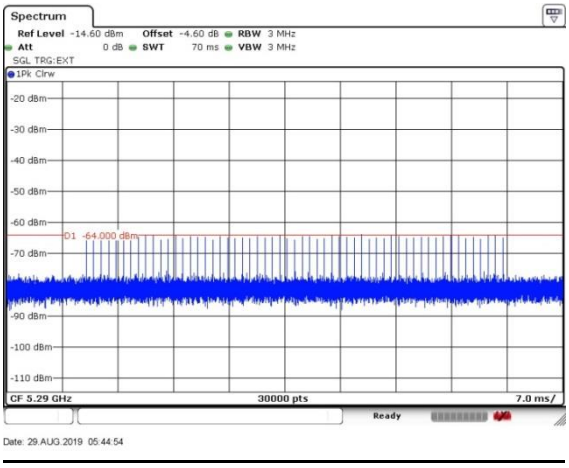	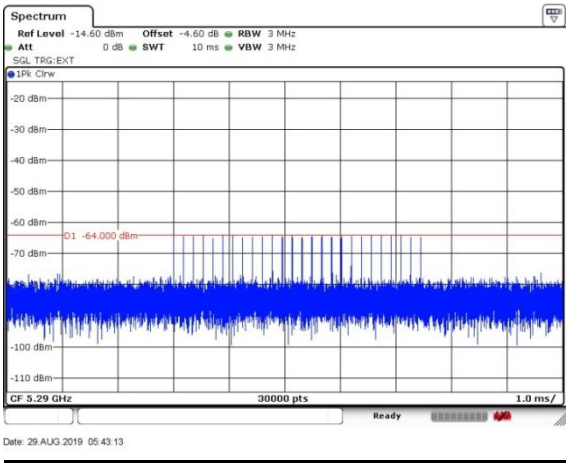
Radar Type 3	**Radar Type 4**
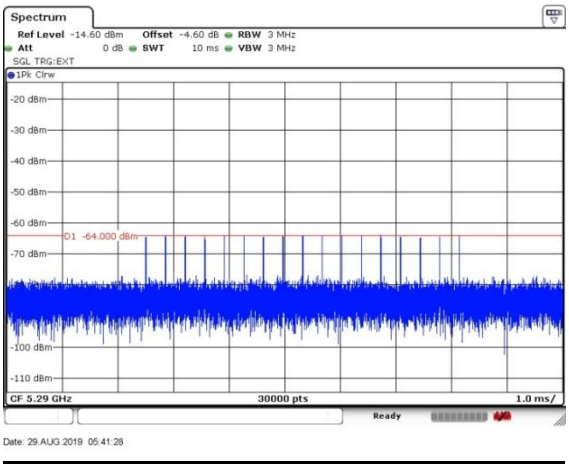	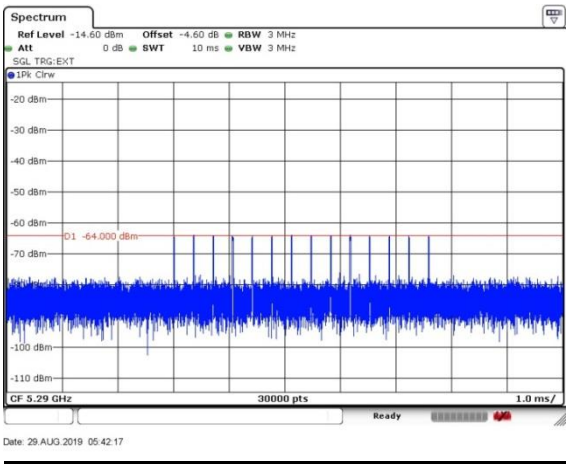
Single Burst of Radar Type 5	**Single Burst of Radar Type 6**
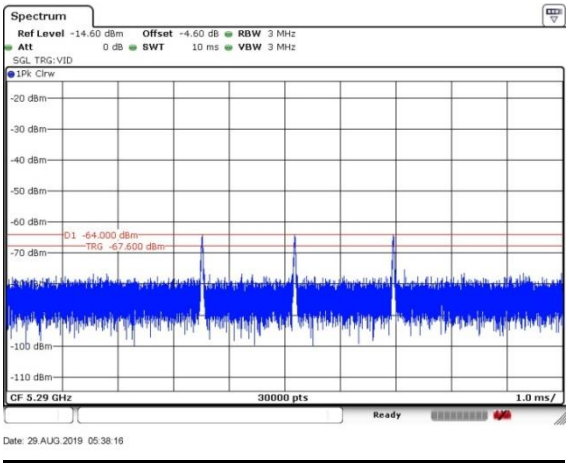	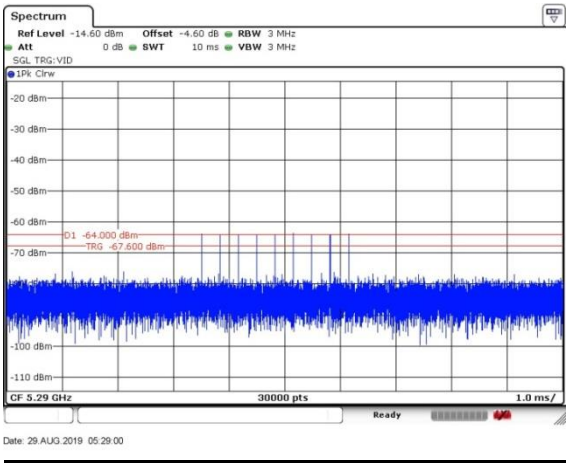

<20MHz / 5500MHz>

Radar Type 1	Radar Type 2
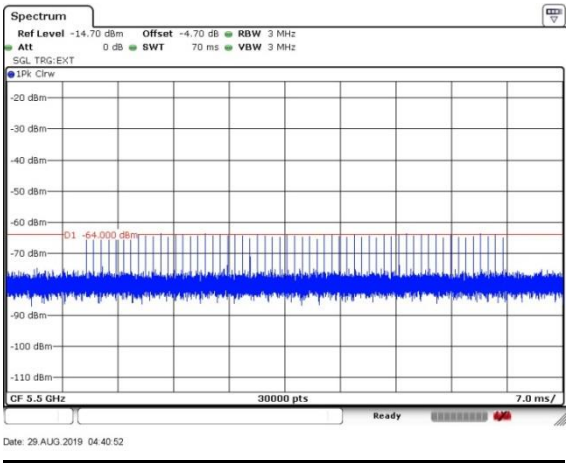	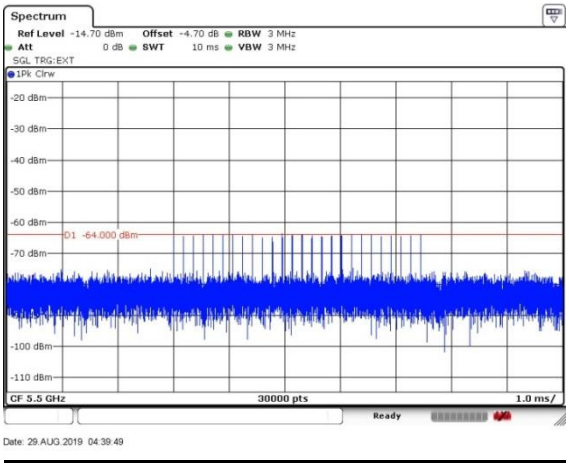
Radar Type 3	**Radar Type 4**
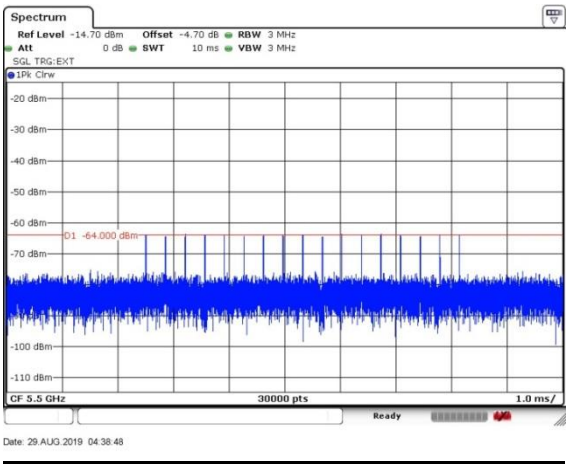	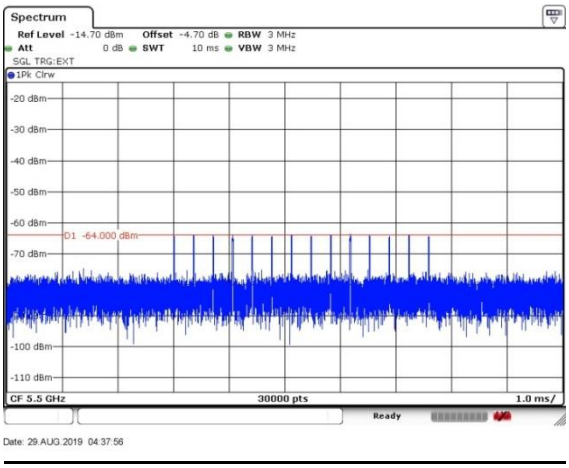
Single Burst of Radar Type 5	**Single Burst of Radar Type 6**
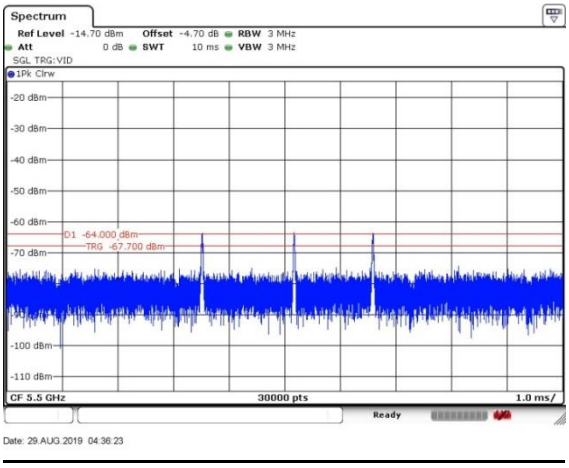	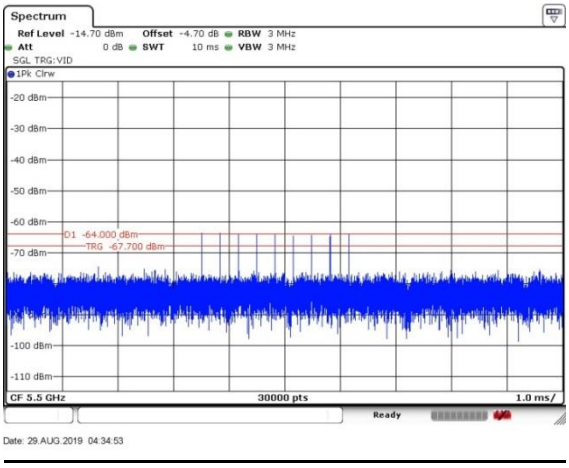

<40MHz / 5510MHz>

Radar Type 1	Radar Type 2
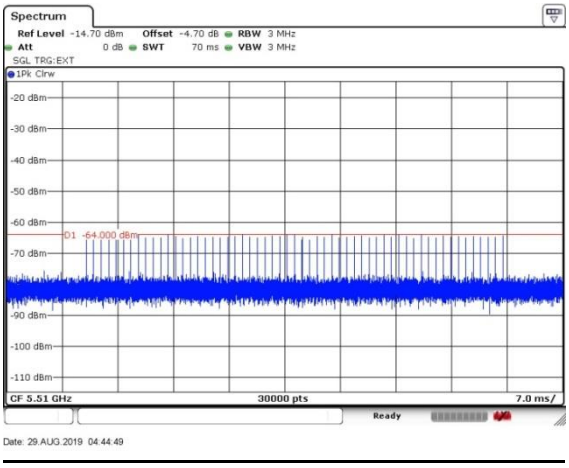	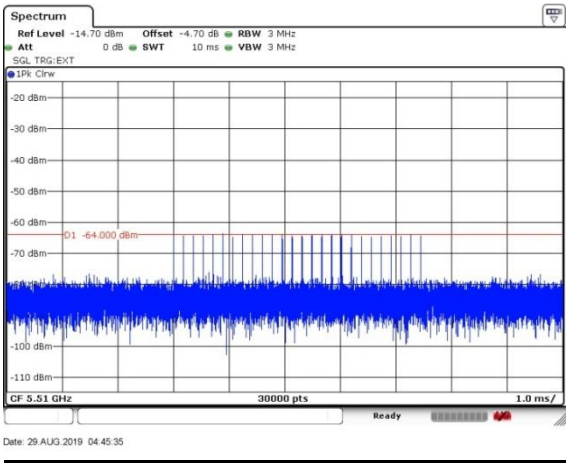
Radar Type 3	**Radar Type 4**
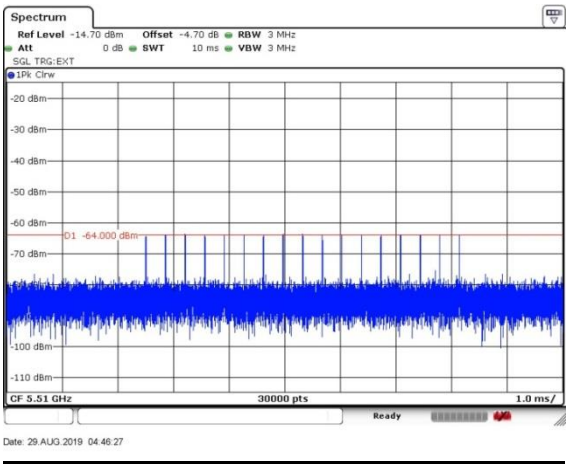	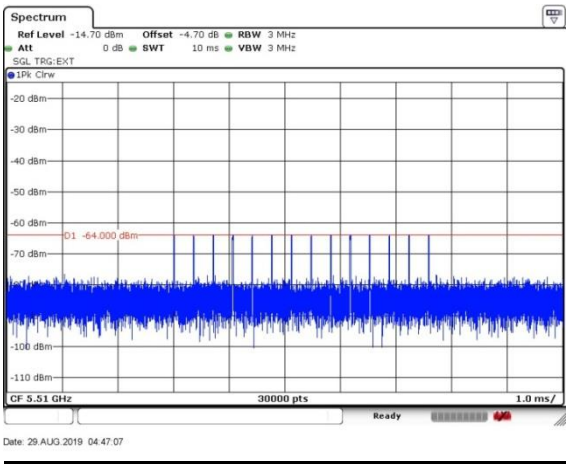
Single Burst of Radar Type 5	**Single Burst of Radar Type 6**
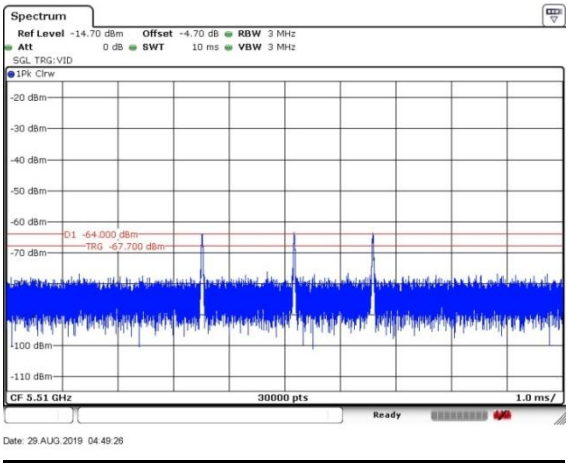	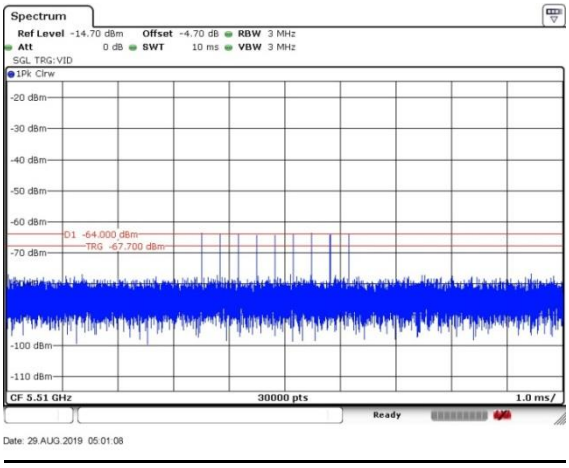

<80MHz / 5530MHz>

Radar Type 1	Radar Type 2
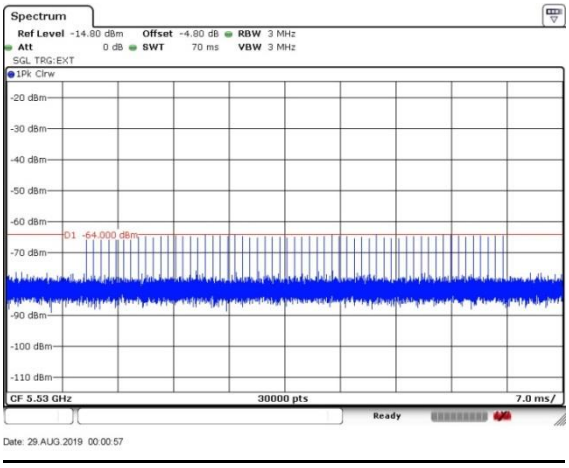	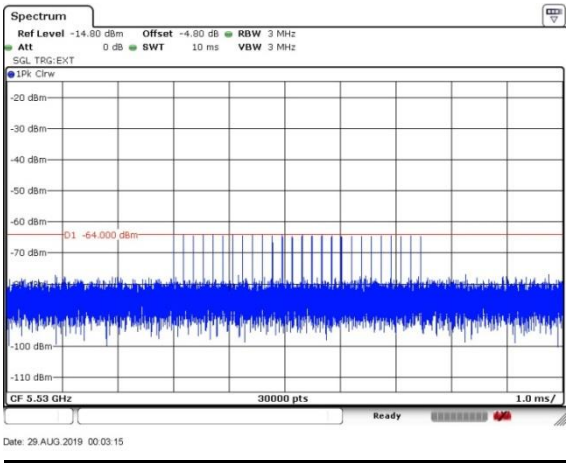
Radar Type 3	**Radar Type 4**
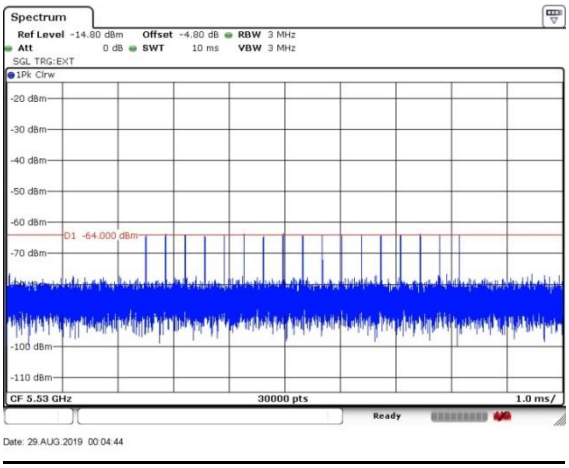	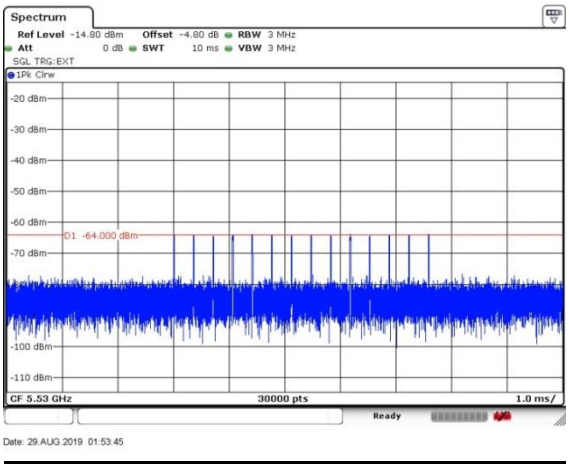
Single Burst of Radar Type 5	**Single Burst of Radar Type 6**
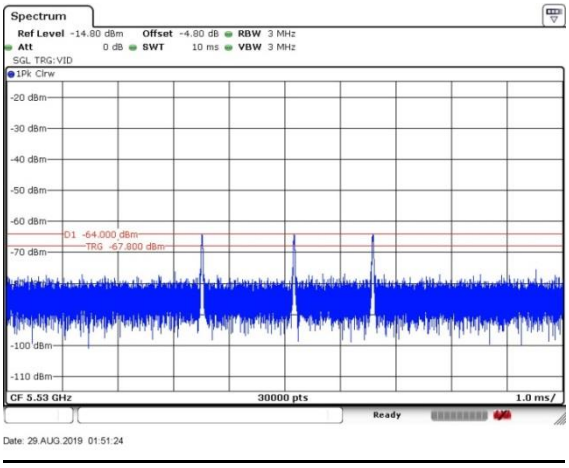	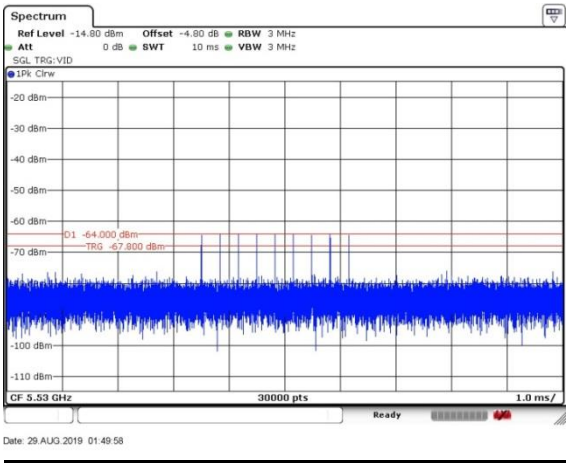

3.2 U-NII Detection Bandwidth

3.2.1 Limit of U-NII Detection Bandwidth

The U-NII Detection Bandwidth shall contain minimum 100% of the 99% power bandwidth.
During the U-NII Detection Bandwidth detection test, radar type 0 is used and for each frequency step the minimum percentage of detection is 90%. Measurements are performed with no data traffic.

3.2.2 Test Procedures

(1) Adjust the equipment to produce a single burst of the Short Pulse Radar Type 0 at the center frequency of the EUT Operating Channel at the specified DFS Detection Threshold level.
(2) Set the EUT up as a standalone device (no associated Client or Master, as appropriate) and no traffic. Frame based systems will be set to a talk/listen ratio of 0%/100% during this test.
(3) Generate a single radar burst, and note the response of the EUT. Repeat for a minimum of 10 trials. The EUT must detect the Radar Waveform using the specified U-NII Detection Bandwidth criterion.
(4) Starting at the center frequency of the EUT operating Channel, increase the radar frequency in 5 MHz steps, repeating the above test sequence, until the detection rate falls below the U-NII Detection Bandwidth criterion specified in report clause 2.3. Repeat this measurement in 1MHz steps at frequencies 5 MHz below where the detection rate begins to fall. Record the highest frequency (denote as F_H) at which detection is greater than or equal to the U-NII Detection Bandwidth criterion. Recording the detection rate at frequencies above FH is not required to demonstrate compliance.
(5) Starting at the center frequency of the EUT operating Channel, decrease the radar frequency in 5 MHz steps, repeating the above test sequence, until the detection rate falls below the U-NII Detection Bandwidth criterion specified in report clause 2.3. Repeat this measurement in 1MHz steps at frequencies 5 MHz above where the detection rate begins to fall. Record the lowest frequency (denote as F_L) at which detection is greater than or equal to the U-NII Detection Bandwidth criterion. Recording the detection rate at frequencies below FL is not required to demonstrate compliance.
(6) The U-NII Detection Bandwidth is calculated as follows:
U-NII Detection Bandwidth = $F_H - F_L$

3.2.3 Test Setup

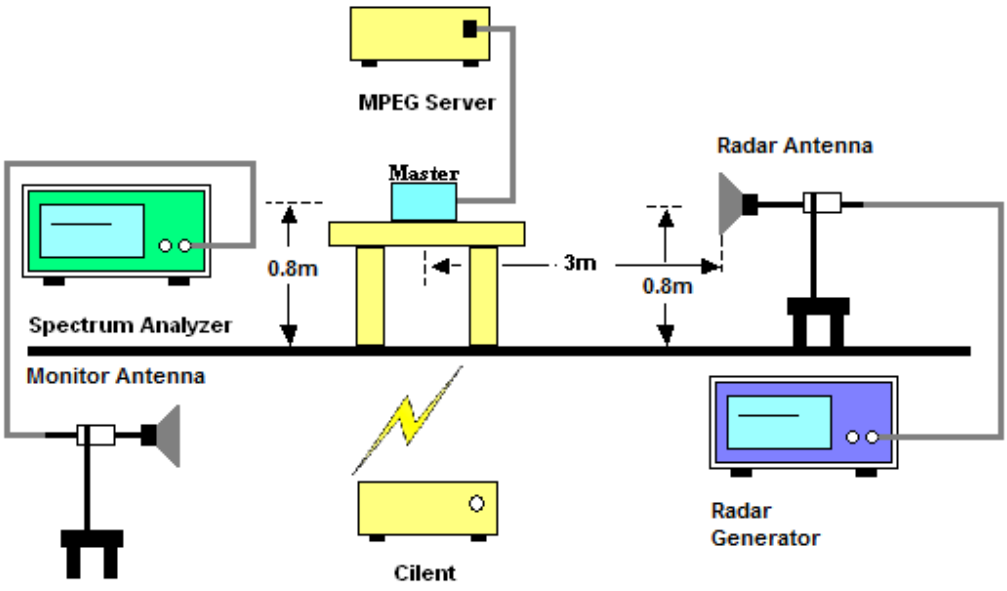

3.2.4 Test Deviation

There is no deviation with the original standard.

3.2.5 Result of U-NII Detection Bandwidth

<20MHz / 5300MHz>

Frequency (MHz)	Fc	Trial Number (Detection = Y, No Detection = N)										Rate (%)	F_H/F_L
		1	2	3	4	5	6	7	8	9	10		
5289	-11	N	N	N	N	N	N	N	N	N	N	0	
5290	-10	Y	Y	Y	Y	Y	Y	Y	Y	Y	Y	100	**F_L**
5291	-9	Y	Y	Y	Y	Y	Y	Y	Y	Y	Y	100	
5292	-8	Y	Y	Y	Y	Y	Y	Y	Y	Y	Y	100	
5293	-7	Y	Y	Y	Y	Y	Y	Y	Y	Y	Y	100	
5294	-6	Y	Y	Y	Y	Y	Y	Y	Y	Y	Y	100	
5295	-5	Y	Y	Y	Y	Y	Y	Y	Y	Y	Y	100	
5300	0	Y	Y	Y	Y	Y	Y	Y	Y	Y	Y	100	
5305	+5	Y	Y	Y	Y	Y	Y	Y	Y	Y	Y	100	
5306	+6	Y	Y	Y	Y	Y	Y	Y	Y	Y	Y	100	
5307	+7	Y	Y	Y	Y	Y	Y	Y	Y	Y	Y	100	
5308	+8	Y	Y	Y	Y	Y	Y	Y	Y	Y	Y	100	
5309	+9	Y	Y	Y	Y	Y	Y	Y	Y	Y	Y	100	
5310	+10	Y	Y	Y	Y	Y	Y	Y	Y	Y	Y	100	**F_H**
5311	+11	N	N	N	N	N	N	N	N	N	N	0	
Detection Bandwidth = F_H – F_L =**5310** – **5290** = **20** MHz EUT 99% Bandwidth = **19.008** MHz (Refer to channel 60)													

<40MHz / 5310MHz>

Frequency (MHz)	Fc	Trial Number (Detection = V, No Detection = N)										Rate (%)	F_H/F_L
		1	2	3	4	5	6	7	8	9	10		
5289	-21	N	N	N	N	N	N	N	N	N	N	0	
5290	-20	Y	Y	Y	Y	Y	Y	Y	Y	Y	Y	100	**F_L**
5291	-19	Y	Y	Y	Y	Y	Y	Y	Y	Y	Y	100	
5292	-18	Y	Y	Y	Y	Y	Y	Y	Y	Y	Y	100	
5293	-17	Y	Y	Y	Y	Y	Y	Y	Y	Y	Y	100	
5294	-16	Y	Y	Y	Y	Y	Y	Y	Y	Y	Y	100	
5295	-15	Y	Y	Y	Y	Y	Y	Y	Y	Y	Y	100	
5300	-10	Y	Y	Y	Y	Y	Y	Y	Y	Y	Y	100	
5305	-5	Y	Y	Y	Y	Y	Y	Y	Y	Y	Y	100	
5310	0	Y	Y	Y	Y	Y	Y	Y	Y	Y	Y	100	
5315	+5	Y	Y	Y	Y	Y	Y	Y	Y	Y	Y	100	
5320	+10	Y	Y	Y	Y	Y	Y	Y	Y	Y	Y	100	
5325	+15	Y	Y	Y	Y	Y	Y	Y	Y	Y	Y	100	
5326	+16	Y	Y	Y	Y	Y	Y	Y	Y	Y	Y	100	
5327	+17	Y	Y	Y	Y	Y	Y	Y	Y	Y	Y	100	
5328	+18	Y	Y	Y	Y	Y	Y	Y	Y	Y	Y	100	
5329	+19	Y	Y	Y	Y	Y	Y	Y	Y	Y	Y	100	
5330	+20	Y	Y	Y	Y	Y	Y	Y	Y	Y	Y	100	**F_H**
5331	+21	N	N	N	N	N	N	N	N	N	N	0	
Detection Bandwidth = F_H – F_L =**5330** – **5290** = **40** MHz EUT 99% Bandwidth = **37.856** MHz (Refer to channel 62)													

<80MHz / 5290MHz>

Frequency (MHz)	Fc	Trial Number (Detection = V, No Detection = N)										Rate (%)	F_H/F_L
		1	2	3	4	5	6	7	8	9	10		
5249	-41	N	N	N	N	N	N	N	N	N	N	0	
5250	-40	Y	Y	Y	Y	Y	Y	Y	Y	Y	Y	100	F_L
5251	-39	Y	Y	Y	Y	Y	Y	Y	Y	Y	Y	100	
5252	-38	Y	Y	Y	Y	Y	Y	Y	Y	Y	Y	100	
5253	-37	Y	Y	Y	Y	Y	Y	Y	Y	Y	Y	100	
5254	-36	Y	Y	Y	Y	Y	Y	Y	Y	Y	Y	100	
5255	-35	Y	Y	Y	Y	Y	Y	Y	Y	Y	Y	100	
5260	-30	Y	Y	Y	Y	Y	Y	Y	Y	Y	Y	100	
5265	-25	Y	Y	Y	Y	Y	Y	Y	Y	Y	Y	100	
5270	-20	Y	Y	Y	Y	Y	Y	Y	Y	Y	Y	100	
5275	-15	Y	Y	Y	Y	Y	Y	Y	Y	Y	Y	100	
5380	-10	Y	Y	Y	Y	Y	Y	Y	Y	Y	Y	100	
5285	-5	Y	Y	Y	Y	Y	Y	Y	Y	Y	Y	100	
5290	0	Y	Y	Y	Y	Y	Y	Y	Y	Y	Y	100	
5295	+5	Y	Y	Y	Y	Y	Y	Y	Y	Y	Y	100	
5300	+10	Y	Y	Y	Y	Y	Y	Y	Y	Y	Y	100	
5305	+15	Y	Y	Y	Y	Y	Y	Y	Y	Y	Y	100	
5310	+20	Y	Y	Y	Y	Y	Y	Y	Y	Y	Y	100	
5315	+25	Y	Y	Y	Y	Y	Y	Y	Y	Y	Y	100	
5320	+30	Y	Y	Y	Y	Y	Y	Y	Y	Y	Y	100	
5325	+35	Y	Y	Y	Y	Y	Y	Y	Y	Y	Y	100	
5326	+36	Y	Y	Y	Y	Y	Y	Y	Y	Y	Y	100	
5327	+37	Y	Y	Y	Y	Y	Y	Y	Y	Y	Y	100	
5328	+38	Y	Y	Y	Y	Y	Y	Y	Y	Y	Y	100	
5329	+39	Y	Y	Y	Y	Y	Y	Y	Y	Y	Y	100	
5330	+40	Y	Y	Y	Y	Y	Y	Y	Y	Y	Y	100	F_H
5331	+41	N	N	N	N	N	N	N	N	N	N	0	
Detection Bandwidth = F_H – F_L =**5330** – **5250** = **80** MHz													
EUT 99% Bandwidth = **76.412** MHz (Refer to channel 58)													

<20MHz / 5500MHz>

Frequency (MHz)	Fc	Trial Number (Detection = V, No Detection = N)										Rate (%)	F_H/F_L
		1	2	3	4	5	6	7	8	9	10		
5489	-11	N	N	N	N	N	N	N	N	N	N	0	
5490	-10	Y	Y	Y	Y	Y	Y	Y	Y	Y	Y	100	**F_L**
5491	-9	Y	Y	Y	Y	Y	Y	Y	Y	Y	Y	100	
5492	-8	Y	Y	Y	Y	Y	Y	Y	Y	Y	Y	100	
5493	-7	Y	Y	Y	Y	Y	Y	Y	Y	Y	Y	100	
5494	-6	Y	Y	Y	Y	Y	Y	Y	Y	Y	Y	100	
5495	-5	Y	Y	Y	Y	Y	Y	Y	Y	Y	Y	100	
5500	0	Y	Y	Y	Y	Y	Y	Y	Y	Y	Y	100	
5505	+5	Y	Y	Y	Y	Y	Y	Y	Y	Y	Y	100	
5506	+6	Y	Y	Y	Y	Y	Y	Y	Y	Y	Y	100	
5507	+7	Y	Y	Y	Y	Y	Y	Y	Y	Y	Y	100	
5508	+8	Y	Y	Y	Y	Y	Y	Y	Y	Y	Y	100	
5509	+9	Y	Y	Y	Y	Y	Y	Y	Y	Y	Y	100	
5510	+10	Y	Y	Y	Y	Y	Y	Y	Y	Y	Y	100	**F_H**
5511	+11	N	N	N	N	N	N	N	N	N	N	0	
Detection Bandwidth = F_H – F_L =**5510** – **5490** = **20** MHz EUT 99% Bandwidth = **19.09** MHz (Refer to channel 100)													

<40MHz / 5510MHz>

Frequency (MHz)	Fc	Trial Number (Detection = V, No Detection = N)										Rate (%)	F_H/F_L
		1	2	3	4	5	6	7	8	9	10		
5489	-21	N	N	N	N	N	N	N	N	N	N	0	
5490	-20	Y	Y	Y	Y	Y	Y	Y	Y	Y	Y	100	F_L
5491	-19	Y	Y	Y	Y	Y	N	Y	Y	Y	Y	90	
5492	-18	Y	Y	Y	Y	Y	Y	Y	Y	Y	Y	100	
5493	-17	Y	Y	Y	Y	Y	Y	Y	Y	Y	Y	100	
5494	-16	Y	Y	Y	Y	Y	Y	Y	Y	N	Y	90	
5495	-15	Y	Y	Y	Y	Y	Y	Y	Y	Y	Y	100	
5500	-10	Y	Y	Y	Y	Y	Y	Y	Y	Y	Y	100	
5505	-5	Y	Y	Y	Y	Y	Y	Y	Y	Y	Y	100	
5510	0	Y	Y	Y	Y	Y	Y	Y	Y	Y	Y	100	
5515	+5	Y	Y	Y	Y	Y	Y	Y	Y	Y	Y	100	
5520	+10	Y	Y	Y	Y	Y	Y	Y	Y	Y	Y	100	
5525	+15	Y	Y	Y	Y	Y	Y	Y	Y	Y	N	90	
5526	+16	Y	Y	Y	Y	Y	Y	Y	Y	N	Y	90	
5527	+17	Y	Y	Y	Y	Y	Y	Y	Y	Y	Y	100	
5528	+18	Y	Y	Y	Y	Y	Y	Y	Y	Y	N	90	
5529	+19	Y	Y	Y	Y	Y	Y	Y	Y	N	Y	90	
5530	+20	Y	N	Y	Y	Y	Y	Y	Y	Y	Y	90	F_H
5531	+21	N	N	N	N	N	N	N	N	N	N	0	

Detection Bandwidth = F_H – F_L =**5530** – **5490** = **40** MHz

EUT 99% Bandwidth = **37.072** MHz (Refer to channel 102)

<80MHz / 5530MHz>

Frequency (MHz)	Fc	Trial Number (Detection = V, No Detection = N)										Rate (%)	F_H/F_L
		1	2	3	4	5	6	7	8	9	10		
5489	-41	N	N	N	N	N	N	N	N	N	N	0	
5490	-40	Y	Y	Y	Y	Y	Y	Y	Y	Y	Y	100	**F_L**
5491	-39	Y	Y	Y	Y	Y	Y	Y	Y	Y	Y	100	
5492	-38	Y	Y	Y	Y	Y	Y	Y	Y	Y	Y	100	
5493	-37	Y	Y	Y	Y	Y	Y	Y	Y	Y	Y	100	
5494	-36	Y	Y	Y	Y	Y	Y	Y	Y	Y	Y	100	
5495	-35	Y	Y	Y	Y	Y	Y	Y	Y	Y	Y	100	
5500	-30	Y	Y	Y	Y	Y	Y	Y	Y	Y	Y	100	
5505	-25	Y	Y	Y	Y	Y	Y	Y	Y	Y	Y	100	
5510	-20	Y	Y	Y	Y	Y	Y	Y	Y	Y	Y	100	
5515	-15	Y	Y	Y	Y	Y	Y	Y	Y	Y	Y	100	
5520	-10	Y	Y	Y	Y	Y	Y	Y	Y	Y	Y	100	
5525	-5	Y	Y	Y	Y	Y	Y	Y	Y	Y	Y	100	
5530	0	Y	Y	Y	Y	Y	Y	Y	Y	Y	Y	100	
5535	+5	Y	Y	Y	Y	Y	Y	Y	Y	Y	Y	100	
5540	+10	Y	Y	Y	Y	Y	Y	Y	Y	Y	Y	100	
5545	+15	Y	Y	Y	Y	N	Y	Y	Y	Y	Y	90	
5550	+20	Y	Y	Y	Y	Y	Y	Y	Y	Y	Y	100	
5555	+25	Y	Y	Y	Y	Y	Y	Y	Y	Y	Y	100	
5560	+30	Y	Y	Y	Y	Y	Y	Y	N	Y	Y	90	
5565	+35	Y	Y	Y	Y	N	Y	Y	Y	Y	Y	90	
5566	+36	Y	Y	N	Y	Y	Y	Y	Y	Y	Y	90	
5567	+37	Y	Y	Y	Y	Y	Y	Y	Y	Y	Y	100	
5568	+38	Y	Y	Y	Y	N	Y	Y	Y	Y	Y	90	
5569	+39	Y	Y	Y	Y	Y	Y	Y	Y	Y	N	90	
5570	+40	Y	Y	Y	Y	Y	Y	Y	Y	Y	Y	100	**F_H**
5571	+41	N	N	N	N	N	N	N	N	N	N	0	
Detection Bandwidth = F_H – F_L =**5570** – **5490** = **80** MHz EUT 99% Bandwidth = **75.888** MHz (Refer to channel 106)													

3.3 Channel Availability Check

3.3.1 Limit of Channel Availability Check

The Initial Channel Availability Check Time tests that the EUT does not emit beacon, control, or data signals on the test Channel until the power-up sequence has been completed and the U-NII device checks for radar waveforms for **one minute** on the test Channel.

3.3.2 Test Procedures of Initial Channel Availability Check Time

This test does not use any radar waveforms and only needs to be performed one time.

(1) The U-NII devices will be powered on and be instructed to operate on the appropriate U-NII Channel that must incorporate DFS functions. At the same time the EUT is powered on, the spectrum analyzer will be set to zero span mode with a 3 MHz RBW and 3 MHz VBW on the Channel occupied by the radar (Chr) with a 2.5 minute sweep time. The spectrum analyzer's sweep will be started at the same time power is applied to the U-NII device.
(2) The EUT should not transmit any beacon or data transmissions until at least 1 minute after the completion of the power-on cycle.

3.3.3 Radar Burst at the Beginning of the Channel Availability Check Time

The steps below define the procedure to verify successful radar detection on the test Channel during a period equal to the Channel Availability Check Time and avoidance of operation on that Channel when a radar Burst with a level equal to the DFS Detection Threshold + 1 dB occurs at the beginning of the Channel Availability Check Time. This is illustrated in Figure 15.

(1) The Radar Waveform generator and EUT are connected using the applicable test setup and the power of the EUT is switched off.
(2) The EUT is powered on at T0. T1 denotes the instant when the EUT has completed its power-up sequence (Tpower_up). The Channel Availability Check Time commences on Chr at instant T1 and will end no sooner than T1 + Tch_avail_check.
(3) A single Burst of one of the Short Pulse Radar Types 1-4 will commence within a 6 second window starting at T1. An additional 1 dB is added to the radar test signal to ensure it is at or above the DFS Detection Threshold, accounting for equipment variations/errors.
(4) Visual indication or measured results on the EUT of successful detection of the radar Burst will be recorded and reported. Observation of Chr for EUT emissions will continue for 2.5 minutes after the radar Burst has been generated.
(5) Verify that during the 2.5 minute measurement window no EUT transmissions occurred on Chr. The Channel Availability Check results will be recorded.

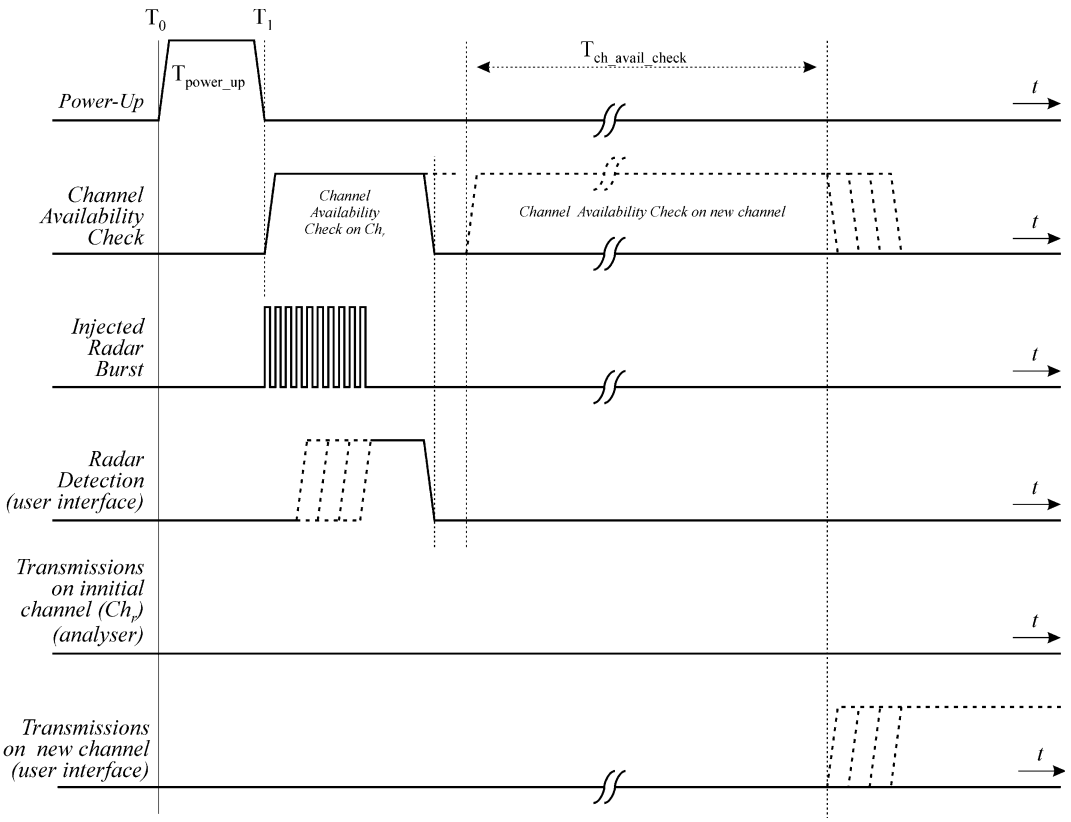

Figure 15: Example of timing for radar testing at the beginning of the Channel Availability Check Time

3.3.4 Radar Burst at the End of the Channel Availability Check Time

The steps below define the procedure to verify successful radar detection on the test Channel during a period equal to the Channel Availability Check Time and avoidance of operation on that Channel when a radar Burst with a level equal to the DFS Detection Threshold + 1dB occurs at the end of the Channel Availability Check Time. This is illustrated in Figure 16.

(1) The Radar Waveform generator and EUT are connected using the applicable test setup and the power of the EUT is switched off.
(2) The EUT is powered on at T0. T1 denotes the instant when the EUT has completed its power-up sequence (Tpower_up). The Channel Availability Check Time commences on Chr at instant T1 and will end no sooner than T1 + Tch_avail_check.
(3) A single Burst of one of the Short Pulse Radar Types 1-4 will commence within a 6 second window starting at T1 + 54 seconds. An additional 1 dB is added to the radar test signal to ensure it is at or above the DFS Detection Threshold, accounting for equipment variations/errors.
(4) Visual indication or measured results on the EUT of successful detection of the radar Burst will be recorded and reported. Observation of Chr for EUT emissions will continue for 2.5 minutes after the radar Burst has been generated.
(5) Verify that during the 2.5 minute measurement window no EUT transmissions occurred on Chr. The Channel Availability Check results will be recorded.

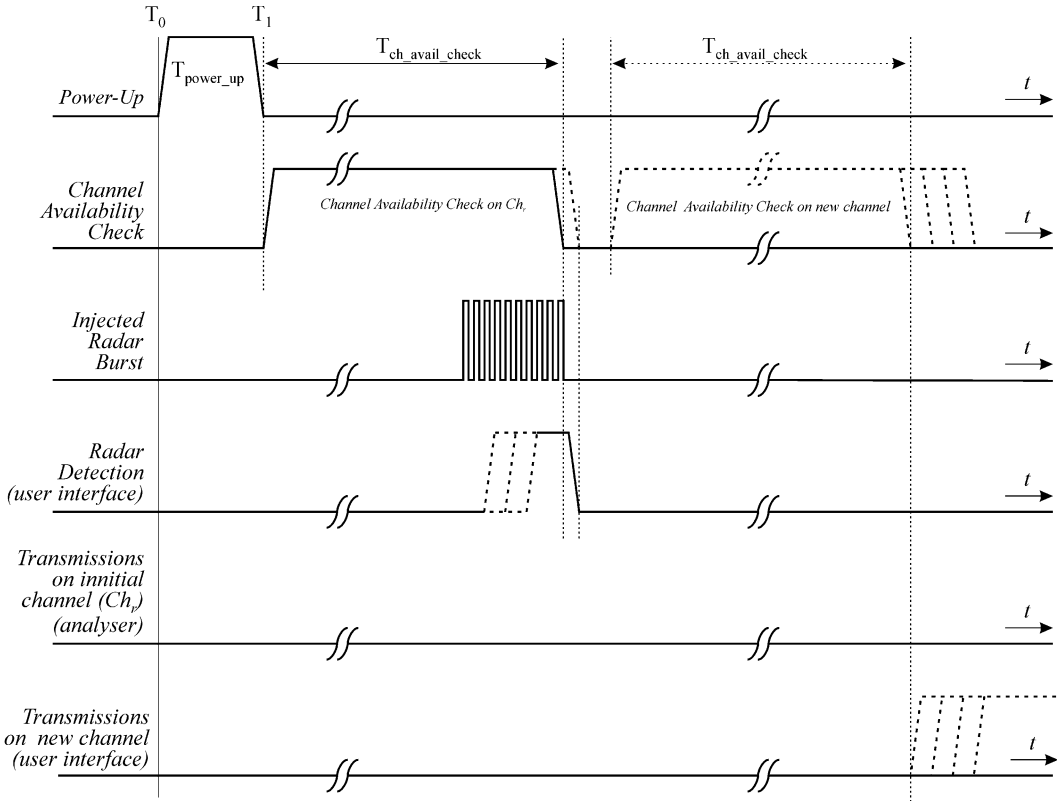

Figure 16: Example of timing for radar testing towards the end of the Channel Availability Check Time

3.3.5 Test Setup

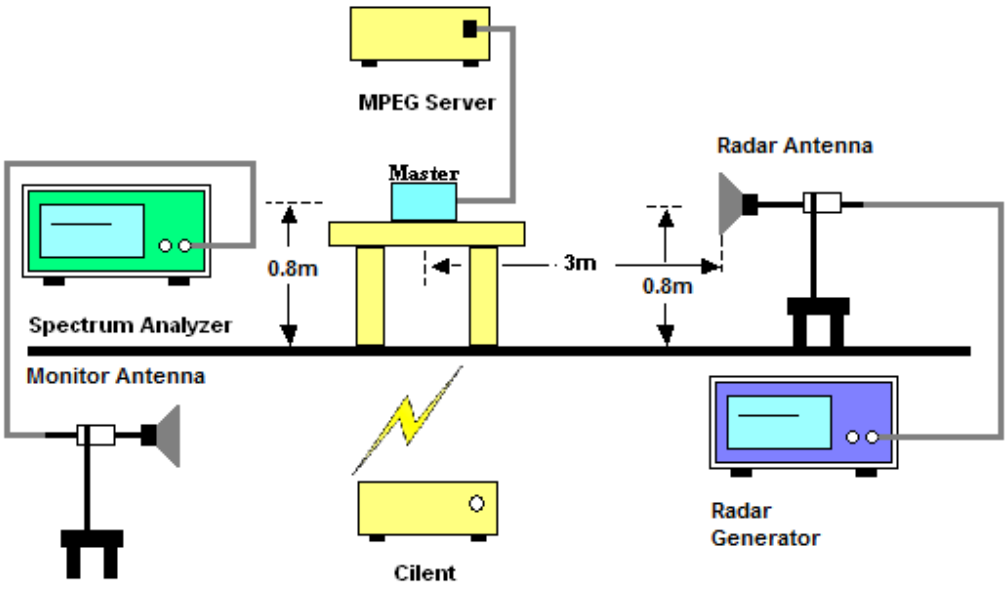

3.3.6 Test Deviation

There is no deviation with the original standard.

3.3.7 Result of Channel Availability Check Time

<80MHz / 5290MHz>

EUT Power up and Initial Channel Availability Check Time	
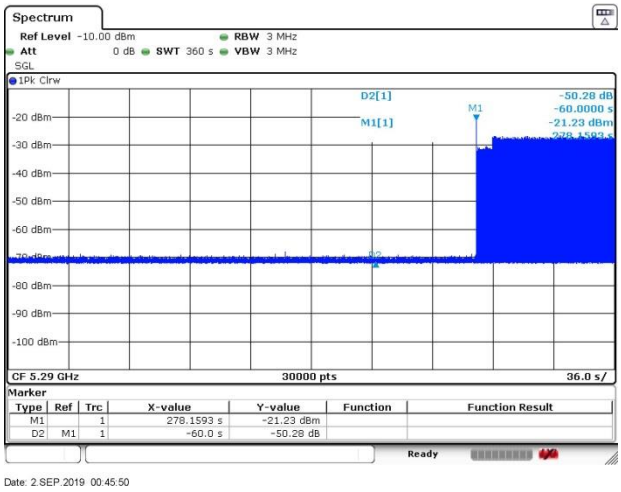	

Radar Burst at the Beginning of the Channel Availability Check Time	Radar Burst at the End of the Channel Availability Check Time
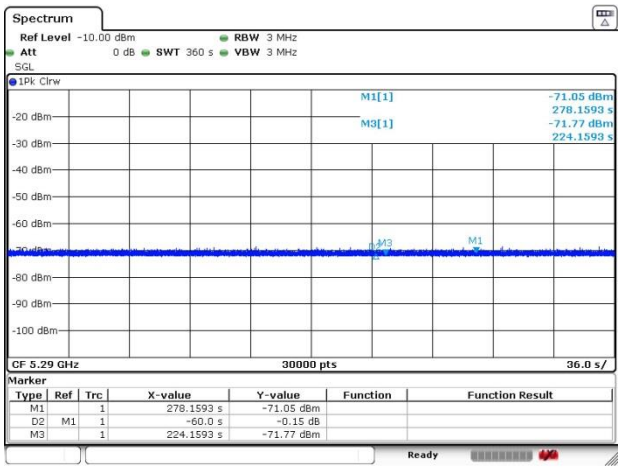	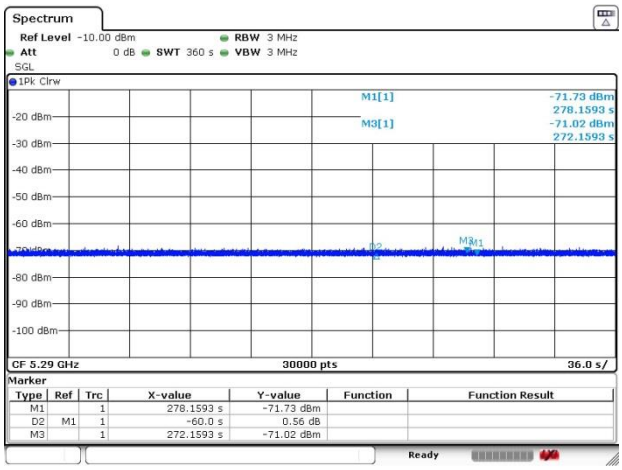

<80MHz / 5530MHz>

EUT Power up and Initial Channel Availability Check Time	
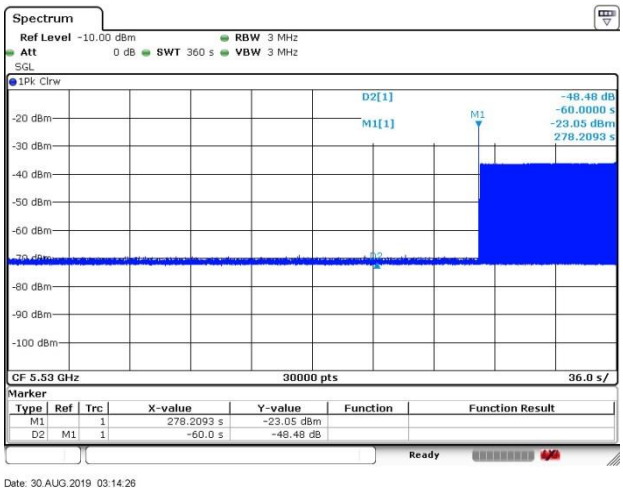	

Radar Burst at the Beginning of the Channel Availability Check Time	Radar Burst at the End of the Channel Availability Check Time
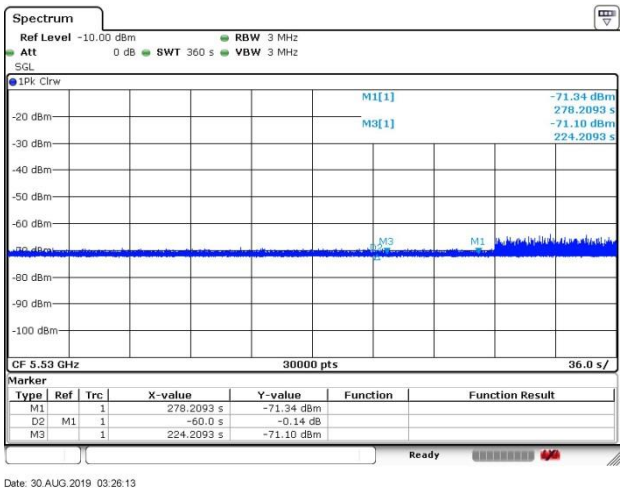	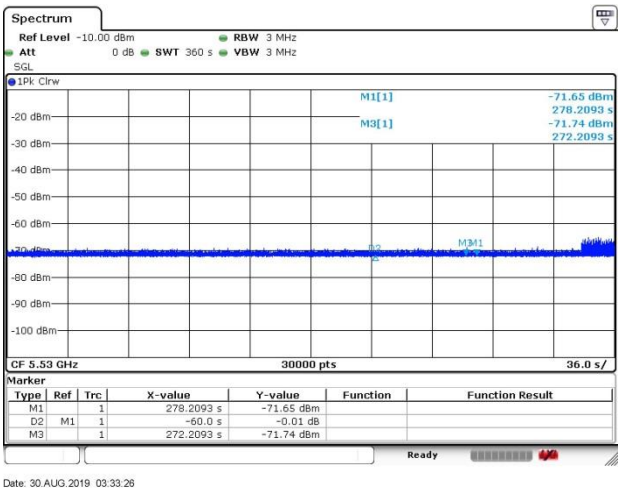

3.4 In-Service Monitoring: Channel Move Time, Channel Closing Transmission Time and Non-Occupancy Period

3.4.1 Limit of In-Service Monitoring

The EUT has In-Service Monitoring function to continuously monitor the radar signals, If radar is detected, it must leave the channel (Shutdown). The Channel Move Time to cease all transmissions on the current Channel upon detection of a Radar Waveform above the DFS Detection Threshold within 10 sec. The total duration of Channel Closing Transmission Time is comprised of 200 milliseconds starting at the beginning of the Channel Move Time plus any additional intermittent control signals required to facilitate Channel changes (an aggregate of 60 milliseconds) during the remainder of the 10 second period. The aggregate duration of control signals will not count quiet periods in between transmissions.
Non-Occupancy Period time is 30 minute during which a Channel will not be utilized after a Radar Waveform is detected on that Channel.

3.4.2 Test Procedures

(1) One frequency will be chosen from the Operating Channels of the EUT within the 5250-5350 MHz or 5470-5725 MHz bands. For 802.11 devices, the test frequency must contain control signals. This can be verified by disabling channel loading and monitoring the spectrum analyzer. If no control signals are detected, another frequency must be selected within the emission bandwidth where control signals are detected.
(2) In case the EUT is a Master Device, a U-NII device operating as a Client Device will be used and it is assumed that the Client will associate with the EUT (Master). For radiated tests, the emissions of the Radar Waveform generator will be directed towards the Master Device. If the Master Device has antenna gain, the main beam of the antenna will be directed toward the radar emitter. Vertical polarization is used for testing.
(3) The TCP protocol unicast data stream was generated by the iperf software command line with at least 17% activity ratio over any 100ms period.
(4) Timing plots are reported with calculations demonstrating a minimum channel loading of approximately 17% or greater. For example, channel loading can be estimated by setting the spectrum analyzer for zero span and approximate the Time On/ (Time On + Off Time).
(5) At time T0 the Radar Waveform generator sends a Burst of pulses for one of the Short Pulse Radar Types 1-4 at DFS Detection Threshold levels on the Operating Channel. An additional 1 dB is added to the radar test signal to ensure it is at or above the DFS Detection Threshold, accounting for equipment variations/errors.
(6) Observe the transmissions of the EUT at the end of the radar Burst on the Operating Channel for duration greater than 10 seconds. Measure and record the transmissions from the EUT during the observation time (Channel Move Time). Measure and record the Channel Move Time and Channel Closing Transmission Time if radar detection occurs.

(7) When operating as a Master Device, monitor the EUT for more than 30 minutes following instant T2 to verify that the EUT does not resume any transmissions on this Channel. Perform this test once and record the measurement result.

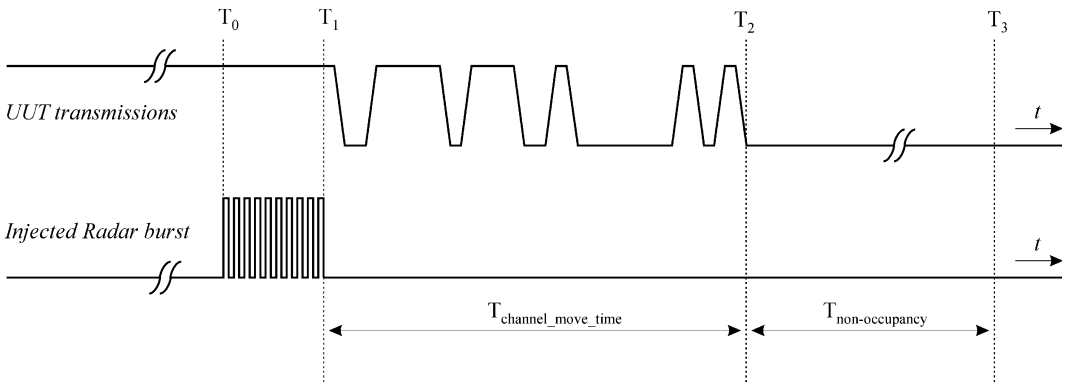

(8) One 12 seconds plot is reported for the Short Pulse Radar Type 0.

(9) Measurement of the aggregate duration of the Channel Closing Transmission Time method. With the spectrum analyzer set to zero span tuned to the center frequency of the EUT operating channel at the radar simulated frequency, peak detection, and max hold, the dwell time per bin is given by: Dwell (0.4ms)= S (12000ms) / B (30000); where Dwell is the dwell time per spectrum analyzer sampling bin, S is the sweep time and B is the number of spectrum analyzer sampling bins. An upper bound of the aggregate duration of the intermittent control signals of Channel Closing Transmission Time is calculated by: C (ms)= N X Dwell (0.4 ms); where C is the Closing Time, N is the number of spectrum analyzer sampling bins (intermittent control signals) showing a U-NII transmission and Dwell is the dwell time per bin.

3.4.3 Test Setup

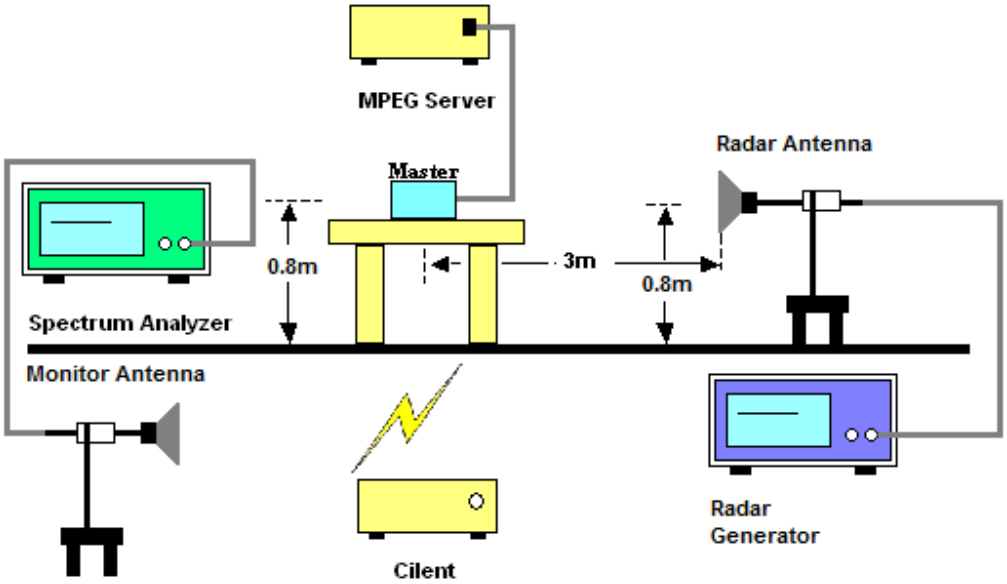

3.4.4 Test Deviation

There is no deviation with the original standard.

3.4.5 Result of Channel Move Time, Channel Closing Transmission Time and Non-Occupancy Period for Client Beacon Test

Test Mode :	Master	**Temperature :**	24~26℃
Test Engineer :	PH Yang	**Relative Humidity :**	45~50%

BW / Channel	Test Item	Test Result	Limit	Pass/Fail
80MHz / 5290MHz	Channel Move Time	**2.36047 s**	**＜ 10s**	**Pass**
	Channel Closing Transmission Time	**200ms + 10 ms**	**＜ 260ms**	**Pass**
	Non-Occupancy Period	**≥ 30**	**≥ 30 min**	**Pass**
80MHz / 5530MHz	Channel Move Time	**0.50081 s**	**＜ 10s**	**Pass**
	Channel Closing Transmission Time	**200ms + 2.8 ms**	**＜ 260ms**	**Pass**
	Non-Occupancy Period	**≥ 30**	**≥ 30 min**	**Pass**

Note: The Channel Closing Transmission Time is comprised of 200 milliseconds starting at the beginning of the Channel Move Time plus any additional intermittent control signals required to facilitate a Channel move (an aggregate of 60 milliseconds) during the remainder of the 10 seconds period. The aggregate duration of control signals will not count quiet periods in between transmissions.

3.4.6 Channel Move Time, Channel Closing Transmission Time and Non-Occupancy Period Test Plots

<80MHz / 5530MHz> In-Service Monitoring

Channel Move Time &
Channel Closing Transmission Time

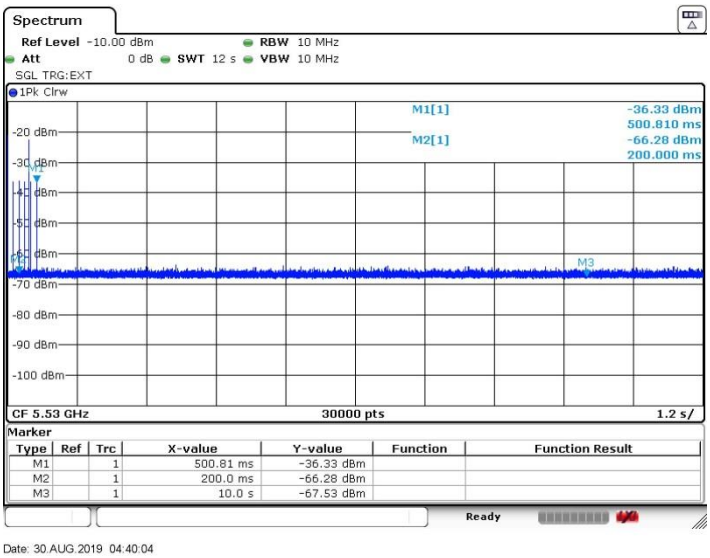

Non-Occupancy Period

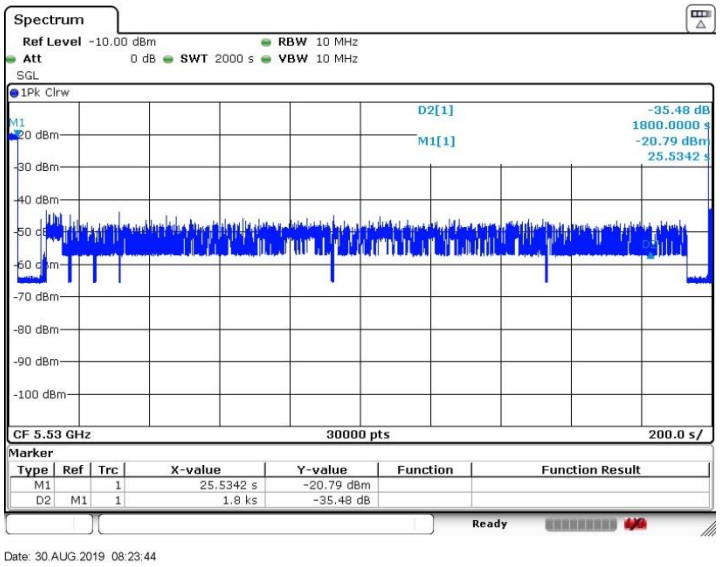

Note:

Dwell (0.4 ms)= Sweep Time (12000 ms) / Sweep Point Bins (30000)

Channel Closing Transmission Time (200 + 2.8 ms) = 200 + Number (7) X Dwell (0.4 ms) < 260ms

3.4.7 Long Pulsed Radar Type Channel Move Time Test Plots (22second)

<80MHz / 5530MHz> Radar Type 5
Channel Move Time

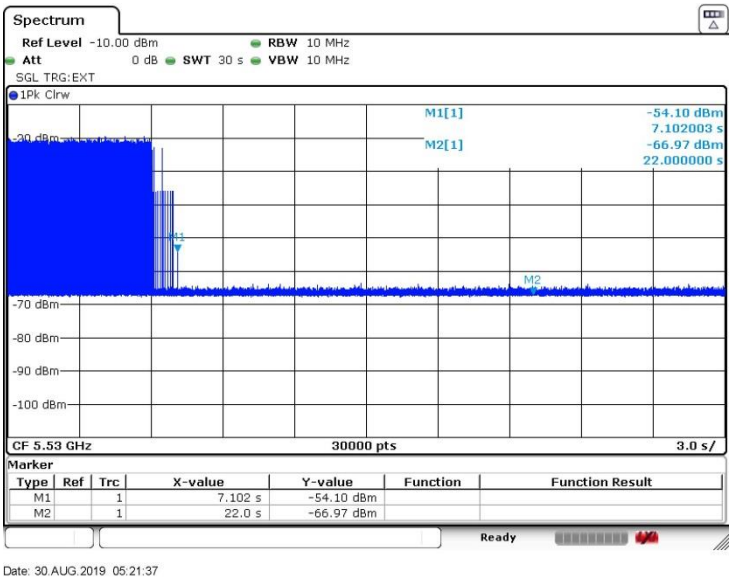

3.4.8 Data Traffic Channel Loading and Noise Floor Plots

EUT data traffic (Master)	Channel Loading > 17% (Master)
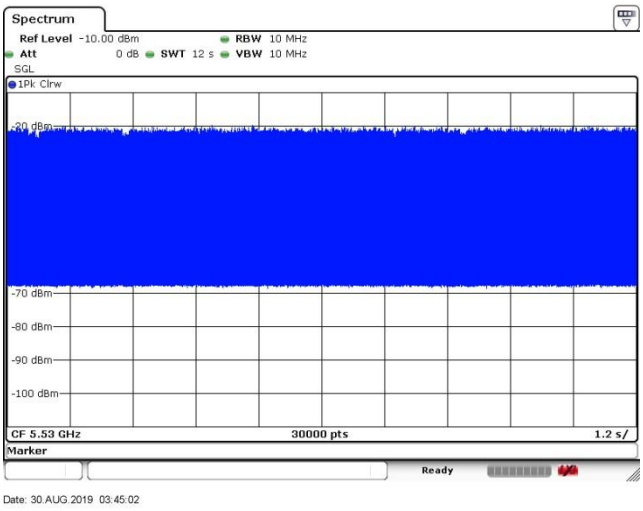	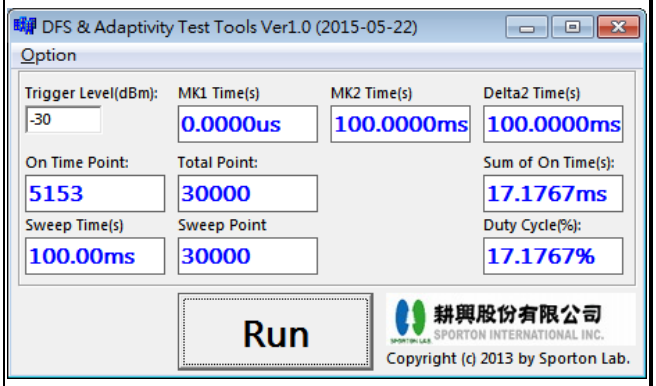 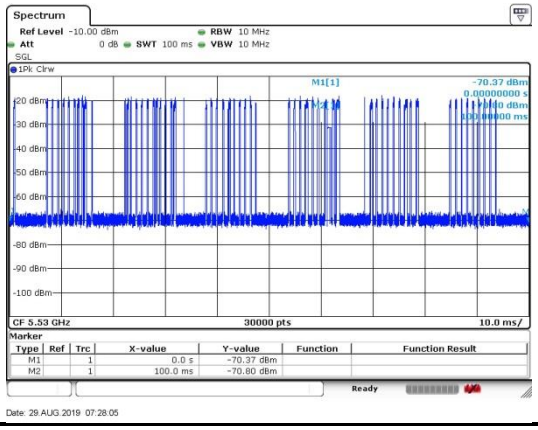

Noise Floor (No transmission)

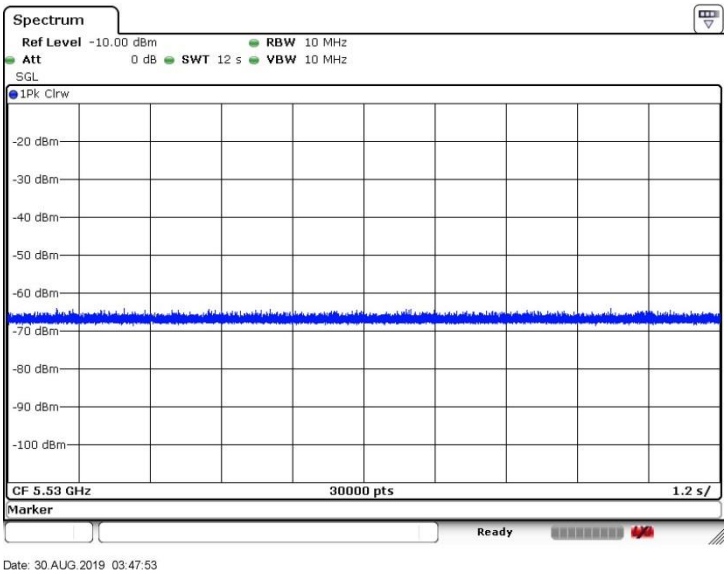

3.5 Statistical Performance Check

3.5.1 Limit of Statistical Performance Check

Short Pulse Radar Test

Once the performance requirements check is complete, statistical data will be gathered, to determine the ability of the device to detect the radar test waveforms (Short Pulse Radar Types 1-4) found in **Table 5**. The device can utilize a test mode to demonstrate when detection occurs to prevent the need to reset the device between trials. The percentage of successful detection is calculated by:

$$\frac{TotalWaveformDetections}{TotalWaveformTrials} \times 100$$ = Percentage of Successful Detection *Radar Waveform* N = P_dN

In addition an aggregate minimum percentage of successful detection across all Short Pulse Radar Types 1-4 is required and is calculated as follows:

$$\frac{P_d 1 + P_d 2 + P_d 3 + P_d 4}{4}$$

The minimum number of trails, minimum percentage of successful detection and the aggregate minimum percentage of successful detection are found in **Table 5**.

Table 5 – Short Pulse Radar Test Waveforms

Radar Type	Pulse Width (µsec)	PRI (µsec)	Number of Pulses	Minimum Percentage of Successful Detection	Minimum Number of Trials
1	1	1428	18	60%	30
2	1-5	150-230	23-29	60%	30
3	6-10	200-500	16-18	60%	30
4	11-20	200-500	12-16	60%	30
Aggregate (Radar Types 1-4)				80%	120

A minimum of 30 unique waveforms are required for each of the Short Pulse Radar Types 1 through 4. For Short Pulse Radar Type 0, the same waveform is used a minimum of 30 times. If more than 30 waveforms are used for Short Pulse Radar Types 1 through 4, then each additional waveform must also be unique and not repeated from the previous waveforms.

Radar Type	Number of Trials	Number of Successful Detections	Minimum Percentage of Successful Detection
1	35	29	82.9%
2	30	18	60%
3	30	27	90%
4	50	44	88%
Aggregate (82.9% + 60% + 90% + 88%)/4 = 80.2%			

Long Pulse Radar Test

Statistical data will be gathered to determine the ability of the device to detect the Long Pulse Radar Type 5 found in **Table 6**. The device can utilize a test mode to demonstrate when detection occurs to prevent the need to reset the device between trials.

Table 6 – Long Pulse Radar Test Waveform

Radar Type	Pulse Width (µsec)	Chirp Width (MHz)	PRI (µsec)	Number of Pulses per *Burst*	Number of *Bursts*	Minimum Percentage of Successful Detection	Minimum Number of Trials
5	50-100	5-20	1000-2000	1-3	8-20	80%	30

The parameters for this waveform are randomly chosen. Thirty unique waveforms are required for the Long Pulse Radar Type waveforms. If more than 30 waveforms are used for the Long Pulse Radar Type waveforms, then each additional waveform must also be unique and not repeated from the previous waveforms.

Three subsets of trials will be performed with a minimum of ten trials per subset.
The subset of trials differs in where the Long Pulse Type 5 Signal is tuned in frequency:
a) The Channel center frequency (subset case 1).
b) Tuned frequencies such that 90% of the Long Pulse Type 5 frequency modulation is within the low edge of the UUT Occupied Bandwidth (subset case 2).
c) Tuned frequencies such that 90% of the Long Pulse Type 5 frequency modulation is within the high edge of the UUT Occupied Bandwidth (subset case 3).

For subset case 1: the center frequency of the signal generator will remain fixed at the center of the UUT Channel.
For subset case 2: to retain 90% frequency overlap between the radar signal and the UUT Occupied Bandwidth, the center frequency of the signal generator will vary for each of the ten trials in subset case 2. The center frequency of the signal generator for each trial is calculated by: $FL + (0.4 * Chirp\ Width\ [in\ MHz])$
For subset case 3: to retain 90% frequency overlap between the radar signal and the UUT Occupied Bandwidth, the center frequency of the signal generator will vary for each of the ten trials in subset case 3. The center frequency of the signal generator for each trial is calculated by: $FH - (0.4 * Chirp\ Width\ [in\ MHz])$

a) Channel center frequency (subset case 1)

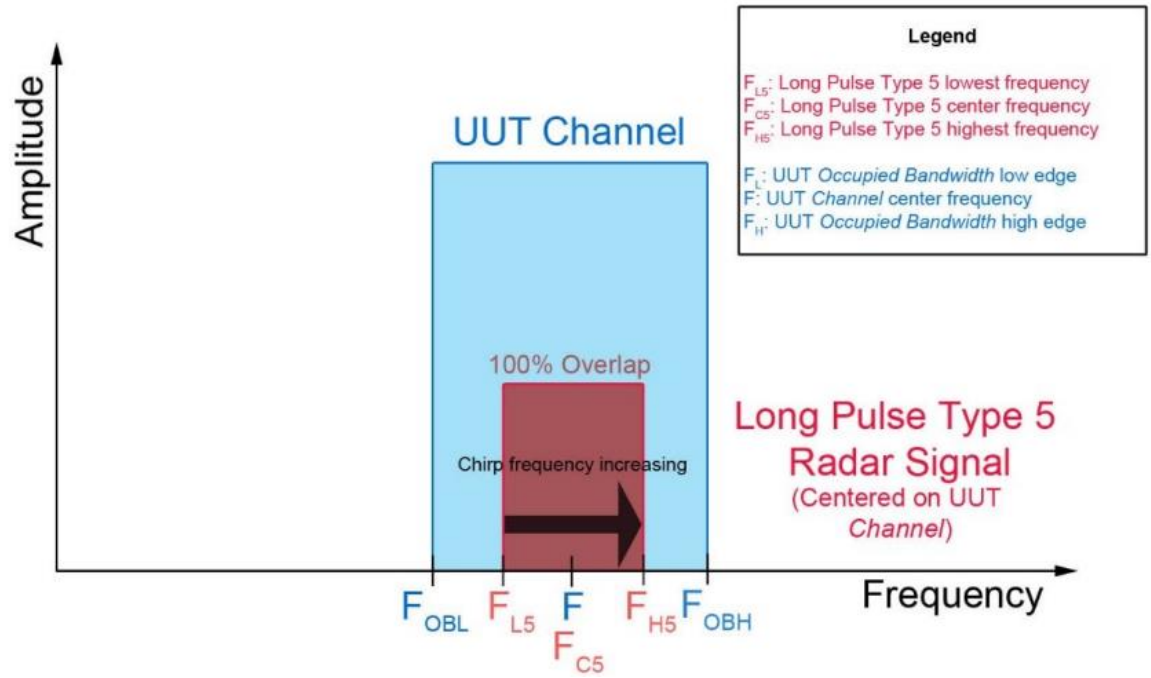

b) Tuned frequencies such that 90% of the Long Pulse Type 5 frequency modulation is within the low edge of the UUT Occupied Bandwidth. (subset case 2)

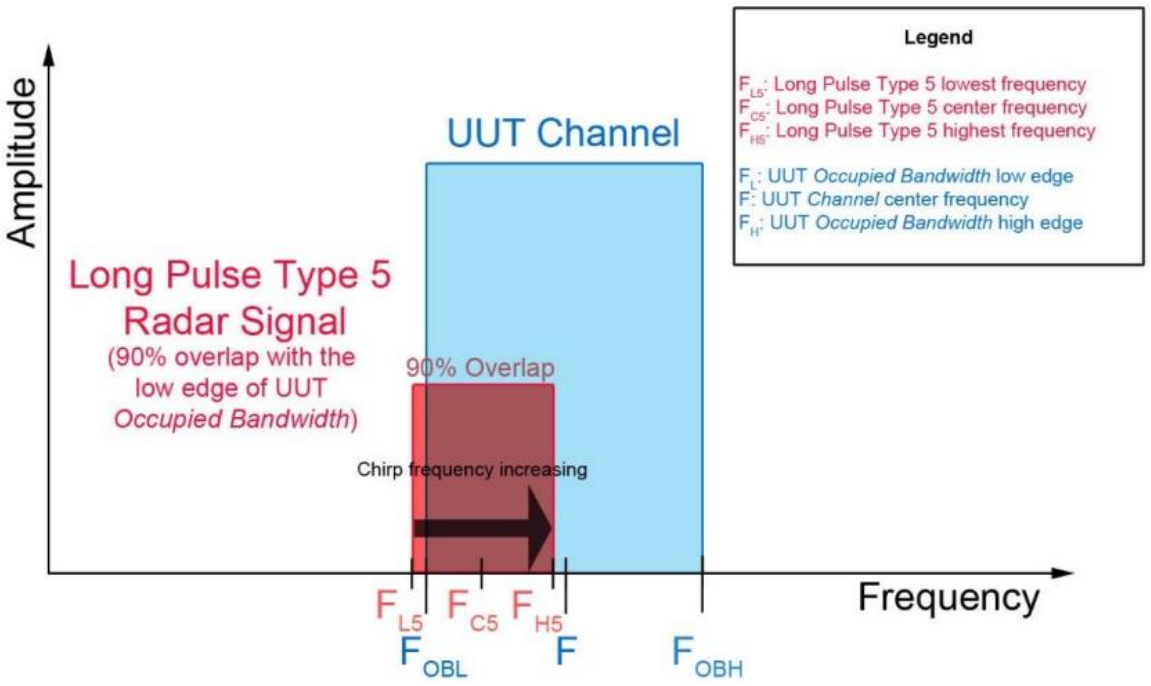

c) Tuned frequencies such that 90% of the Long Pulse Type 5 frequency modulation is within the high edge of the UUT Occupied Bandwidth. (subset case 3)

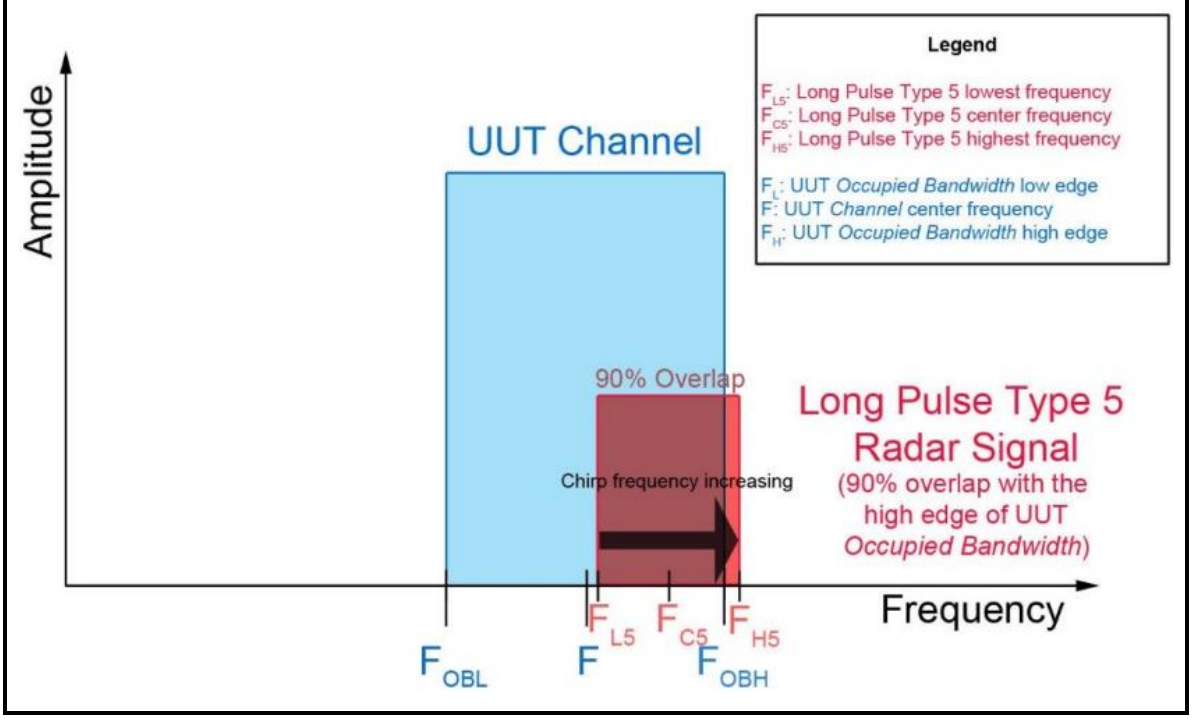

The percentage of successful detection is calculated by:

$$\frac{TotalWaveformDetections}{TotalWaveformTrials} \times 100$$

Frequency Hopping Radar Test

Statistical data will be gathered to determine the ability of the device to detect the Frequency Hopping radar test signal (radar type 6) found in **Table 7**. The device can utilize a test mode to demonstrate when detection occurs to prevent the need to reset the device between trial runs. The probability of successful detection is calculated by:

$$\frac{TotalWaveformDetections}{TotalWaveformTrials} \times 100$$

Table 7 – Frequency Hopping Radar Test Waveform

Radar Type	Pulse Width (µsec)	PRI (µsec)	Pulses per Hop	Hopping Rate (kHz)	Hopping Sequence Length (msec)	Minimum Percentage of Successful Detection	Minimum Number of Trials
6	1	333	9	0.333	300	70%	30

For the Frequency Hopping Radar Type, the same *Burst* parameters are used for each waveform. The hopping sequence is different for each waveform and a 100-length segment is selected from the hopping sequence defined by the following algorithm:

The first frequency in a hopping sequence is selected randomly from the group of 475 integer frequencies from 5250 – 5724 MHz. Next, the frequency that was just chosen is removed from the group and a frequency is randomly selected from the remaining 474 frequencies in the group. This process continues until all 475 frequencies are chosen for the set. For selection of a random frequency, the frequencies remaining within the group are always treated as equally likely.

3.5.2 Test Procedures

(1) One frequency will be chosen from the Operating Channels of the EUT within the 5250-5350 MHz or 5470-5725 MHz bands.
(2) In case the EUT is a Master Device, a U-NII device operating as a Client Device will be used and it is assumed that the Client will associate with the EUT (Master). If the Master Device has antenna gain, the main beam of the antenna will be directed toward the radar emitter. Vertical polarization is used for testing.
(3) The TCP protocol unicast data stream was generated by the iperf software command line with at least 17% activity ratio over any 100ms period.
(4) At time T0 the Radar Waveform generator sends a Burst of pulses for each of the Radar Types 1-6 at DFS Detection Threshold levels on the Operating Channel. An additional 1 dB is added to the radar test signal to ensure it is at or above the DFS Detection Threshold, accounting for equipment variations/errors.
(5) Observe the transmissions of the EUT at the end of the Burst on the Operating Channel for duration greater than 10 seconds for Short Pulse Radar Types 1-4 and 6 to ensure detection occurs.
(6) Observe the transmissions of the EUT at the end of the Burst on the Operating Channel for duration greater than 22 seconds for Long Pulse Radar Type 5 to ensure detection occurs.

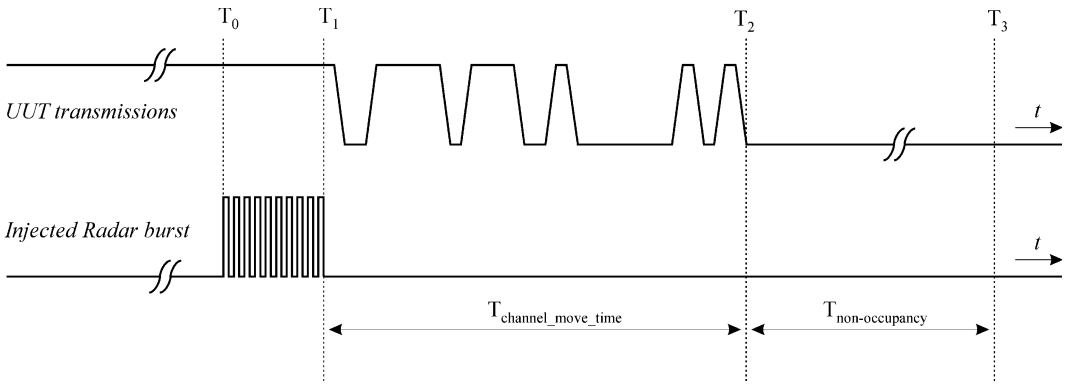

3.5.3 Test Setup

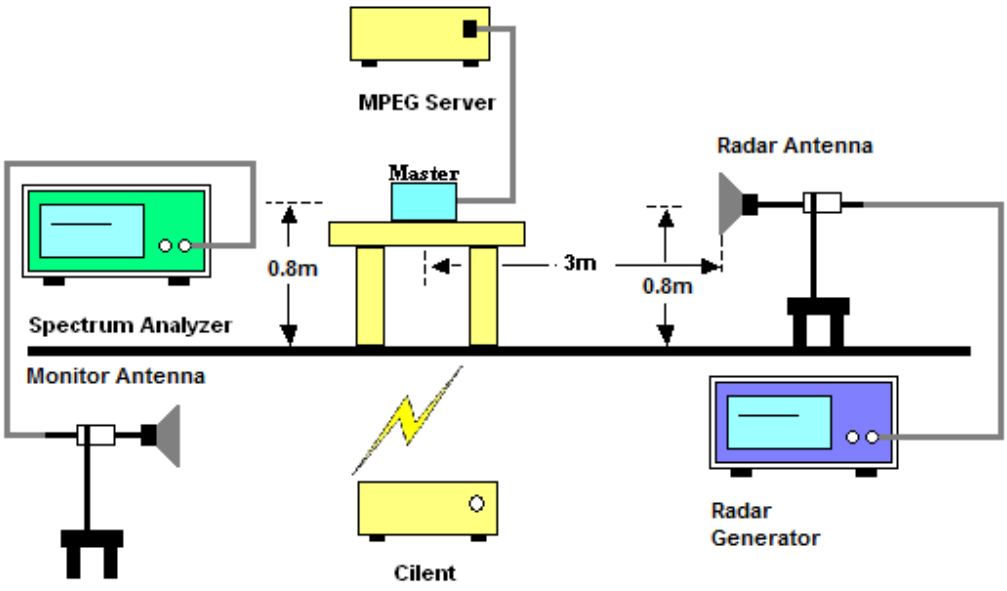

3.5.4 Test Deviation

There is no deviation with the original standard.

3.5.5 Result of Statistical Performance Check

<20MHz / 5300MHz>

	(Detection = Y, No Detection = N)						
Trial Number	**Type 1A**	**Type 1B**	**Type 2**	**Type 3**	**Type 4**	**Type 5**	**Type 6**
1	Y	Y	Y	Y	Y	Y	Y
2	Y	Y	Y	Y	Y	Y	Y
3	Y	Y	Y	Y	Y	Y	Y
4	Y	Y	Y	Y	Y	Y	Y
5	Y	Y	Y	Y	Y	Y	Y
6	Y	Y	Y	Y	Y	Y	Y
7	Y	Y	Y	Y	Y	Y	Y
8	Y	Y	Y	Y	Y	Y	Y
9	Y	Y	Y	Y	Y	Y	Y
10	Y	Y	Y	Y	Y	Y	Y
11	Y	Y	Y	Y	Y	N	Y
12	Y	Y	Y	Y	Y	N	Y
13	Y	Y	Y	Y	Y	Y	Y
14	Y	Y	Y	Y	Y	Y	Y
15	Y	Y	Y	Y	Y	N	Y
16	Y	Y	Y	Y	Y	N	Y
17	Y	Y	Y	Y	Y	N	Y
18	Y	Y	Y	Y	Y	Y	Y
19	Y	Y	Y	Y	Y	Y	Y
20	Y	Y	Y	Y	Y	Y	Y
21	Y	Y	Y	Y	Y	Y	Y
22	Y	Y	Y	Y	Y	Y	Y
23	Y	Y	Y	Y	Y	Y	Y
24	Y	Y	Y	Y	Y	Y	Y
25	Y	Y	Y	Y	Y	Y	Y
26	Y	Y	N	Y	Y	Y	Y
27	Y	Y	Y	Y	Y	Y	Y
28	Y	Y	Y	Y	Y	Y	Y
29	Y	Y	Y	Y	Y	Y	Y
30	Y	Y	Y	Y	Y	Y	Y
Trial of	**30/30**	**30/30**	**29/30**	**30/30**	**30/30**	**25/30**	**30/30**
Probability (%)	**100%**	**100%**	**96.6667%**	**100%**	**100%**	**83.33%**	**100%**
Limit (%)	>= 60%	>= 60%	>= 60%	>= 60%	>= 60%	>= 80%	>= 70%
	Average Probability of Radar Type 1~4			**99.33%** (>=80%)			

<40MHz /5310MHz>

	(Detection = Y, No Detection = N)						
Trial Number	**Type 1A**	**Type 1B**	**Type 2**	**Type 3**	**Type 4**	**Type 5**	**Type 6**
1	Y	Y	Y	Y	Y	Y	Y
2	Y	Y	Y	Y	Y	Y	Y
3	Y	Y	Y	Y	Y	Y	Y
4	Y	Y	Y	Y	Y	Y	Y
5	Y	Y	Y	Y	Y	Y	Y
6	Y	Y	Y	Y	Y	Y	Y
7	Y	Y	Y	Y	Y	Y	Y
8	Y	Y	Y	Y	Y	Y	Y
9	Y	Y	Y	Y	Y	Y	Y
10	Y	Y	Y	Y	Y	Y	Y
11	Y	Y	Y	Y	Y	Y	Y
12	Y	Y	Y	Y	Y	Y	Y
13	Y	Y	Y	Y	Y	Y	Y
14	Y	Y	Y	Y	Y	Y	Y
15	Y	Y	Y	Y	Y	Y	Y
16	Y	Y	Y	Y	Y	Y	Y
17	Y	Y	Y	Y	Y	Y	Y
18	Y	Y	Y	Y	Y	Y	Y
19	Y	Y	Y	Y	Y	Y	Y
20	Y	Y	Y	Y	Y	Y	Y
21	Y	Y	Y	Y	Y	Y	Y
22	Y	Y	Y	Y	Y	Y	Y
23	Y	Y	Y	Y	Y	Y	Y
24	Y	Y	Y	Y	Y	Y	Y
25	Y	Y	Y	Y	Y	Y	Y
26	Y	Y	Y	Y	Y	Y	Y
27	Y	Y	Y	Y	Y	Y	Y
28	Y	Y	Y	Y	Y	Y	Y
29	Y	Y	Y	Y	Y	Y	Y
30	Y	Y	Y	Y	Y	Y	Y
Trial of	**30/30**	**30/30**	**30/30**	**30/30**	**30/30**	**30/30**	**30/30**
Probability (%)	**100%**	**100%**	**100%**	**100%**	**100%**	**100%**	**100%**
Limit (%)	>= 60%	>= 60%	>= 60%	>= 60%	>= 60%	>= 80%	>= 70%
	Average Probability of Radar Type 1~4			**100%** (>=80%)			

<80MHz / 5290MHz>

	(Detection = Y, No Detection = N)						
Trial Number	**Type 1A**	**Type 1B**	**Type 2**	**Type 3**	**Type 4**	**Type 5**	**Type 6**
1	Y	Y	Y	Y	Y	Y	Y
2	Y	Y	Y	Y	Y	Y	Y
3	Y	Y	Y	Y	Y	Y	Y
4	Y	Y	Y	Y	Y	Y	Y
5	Y	Y	Y	Y	Y	Y	Y
6	Y	Y	Y	Y	Y	Y	Y
7	Y	Y	Y	Y	Y	Y	Y
8	Y	Y	Y	Y	Y	Y	Y
9	Y	Y	Y	Y	Y	Y	Y
10	Y	Y	Y	Y	Y	Y	Y
11	Y	Y	Y	Y	Y	Y	Y
12	Y	Y	Y	Y	Y	Y	Y
13	Y	Y	Y	Y	Y	Y	Y
14	Y	Y	Y	Y	Y	Y	Y
15	Y	Y	Y	Y	Y	Y	Y
16	Y	Y	Y	Y	Y	N	Y
17	Y	Y	Y	Y	Y	Y	Y
18	Y	Y	Y	Y	Y	Y	Y
19	Y	Y	Y	Y	Y	Y	Y
20	Y	Y	Y	Y	Y	Y	Y
21	Y	Y	Y	Y	Y	Y	Y
22	Y	Y	Y	Y	Y	Y	Y
23	Y	Y	Y	Y	Y	Y	Y
24	Y	Y	Y	Y	Y	Y	Y
25	Y	Y	Y	Y	Y	Y	Y
26	Y	Y	Y	Y	Y	Y	Y
27	Y	Y	Y	Y	Y	Y	Y
28	Y	Y	Y	Y	Y	Y	Y
29	Y	Y	Y	Y	Y	Y	Y
30	Y	Y	Y	Y	Y	Y	Y
Trial of	**30/30**	**30/30**	**30/30**	**30/30**	**30/30**	**29/30**	**30/30**
Probability (%)	**100%**	**100%**	**100%**	**100%**	**100%**	**96.67%**	**100%**
Limit (%)	>= 60%	>= 60%	>= 60%	>= 60%	>= 60%	>= 80%	>= 70%
	Average Probability of Radar Type 1~4			**100%** (>=80%)			

<20MHz / 5500MHz>

	(Detection = Y, No Detection = N)						
Trial Number	**Type 1A**	**Type 1B**	**Type 2**	**Type 3**	**Type 4**	**Type 5**	**Type 6**
1	Y	Y	Y	Y	Y	Y	Y
2	Y	Y	Y	Y	Y	Y	Y
3	Y	Y	Y	Y	Y	Y	Y
4	Y	Y	Y	Y	Y	Y	Y
5	Y	Y	Y	Y	Y	Y	Y
6	Y	Y	Y	Y	Y	Y	Y
7	Y	Y	Y	Y	Y	Y	Y
8	Y	Y	Y	Y	Y	Y	Y
9	Y	Y	Y	Y	Y	Y	Y
10	Y	Y	Y	Y	Y	Y	Y
11	Y	Y	Y	Y	Y	N	Y
12	Y	Y	Y	Y	Y	N	Y
13	Y	Y	Y	Y	Y	Y	Y
14	Y	Y	Y	Y	Y	Y	Y
15	Y	Y	Y	Y	Y	N	Y
16	Y	Y	Y	Y	Y	N	Y
17	Y	Y	Y	Y	Y	N	Y
18	Y	Y	Y	Y	Y	Y	Y
19	Y	Y	Y	Y	Y	Y	Y
20	Y	Y	Y	Y	Y	Y	Y
21	Y	Y	Y	Y	Y	Y	Y
22	Y	Y	Y	Y	Y	Y	Y
23	Y	Y	Y	Y	Y	Y	Y
24	Y	Y	Y	Y	Y	Y	Y
25	Y	Y	Y	Y	Y	Y	Y
26	Y	Y	Y	Y	Y	Y	Y
27	Y	Y	Y	Y	Y	Y	Y
28	Y	Y	Y	Y	Y	Y	Y
29	Y	Y	Y	Y	Y	Y	Y
30	Y	Y	Y	Y	Y	Y	Y
Trial of	**30/30**	**30/30**	**30/30**	**30/30**	**30/30**	**25/30**	**30/30**
Probability (%)	**100%**	**100%**	**100%**	**100%**	**100%**	**83.33%**	**100%**
Limit (%)	>= 60%	>= 60%	>= 60%	>= 60%	>= 60%	>= 80%	>= 70%
	Average Probability of Radar Type 1~4			**100%** (>=80%)			

<40MHz / 5510MHz>

	(Detection = Y, No Detection = N)						
Trial Number	**Type 1A**	**Type 1B**	**Type 2**	**Type 3**	**Type 4**	**Type 5**	**Type 6**
1	Y	Y	Y	Y	Y	Y	Y
2	Y	Y	Y	Y	Y	Y	Y
3	Y	Y	Y	Y	Y	Y	Y
4	Y	Y	Y	Y	Y	Y	Y
5	Y	Y	Y	Y	Y	Y	Y
6	Y	Y	Y	Y	Y	Y	Y
7	Y	Y	Y	Y	Y	Y	Y
8	Y	Y	Y	Y	Y	Y	Y
9	Y	Y	Y	Y	Y	N	Y
10	Y	Y	Y	Y	Y	N	Y
11	Y	Y	Y	Y	Y	Y	Y
12	Y	Y	Y	Y	Y	Y	Y
13	Y	Y	Y	Y	Y	Y	Y
14	Y	Y	Y	Y	Y	Y	Y
15	Y	N	Y	Y	Y	Y	Y
16	Y	Y	Y	Y	Y	N	Y
17	Y	Y	Y	Y	Y	Y	Y
18	Y	Y	Y	Y	Y	Y	Y
19	Y	Y	Y	Y	Y	N	Y
20	Y	N	Y	Y	Y	Y	Y
21	Y	Y	Y	Y	Y	Y	Y
22	Y	Y	Y	Y	Y	Y	Y
23	Y	Y	Y	Y	Y	Y	Y
24	Y	Y	Y	Y	Y	Y	Y
25	Y	Y	Y	Y	Y	Y	Y
26	Y	Y	Y	Y	Y	N	Y
27	Y	Y	Y	Y	Y	Y	Y
28	Y	Y	Y	Y	Y	Y	Y
29	Y	Y	Y	Y	Y	Y	Y
30	Y	Y	Y	Y	Y	Y	Y
Trial of	**30/30**	**28/30**	**30/30**	**30/30**	**30/30**	**25/30**	**30/30**
Probability (%)	**100%**	**93.33%**	**100%**	**100%**	**100%**	**83.33%**	**100%**
Limit (%)	>= 60%	>= 60%	>= 60%	>= 60%	>= 60%	>= 80%	>= 70%
	Average Probability of Radar Type 1~4			**98.67%** (>=80%)			

<80MHz / 5530MHz>

	(Detection = Y, No Detection = N)						
Trial Number	**Type 1A**	**Type 1B**	**Type 2**	**Type 3**	**Type 4**	**Type 5**	**Type 6**
1	Y	Y	N	Y	Y	Y	Y
2	Y	Y	Y	Y	Y	Y	Y
3	Y	Y	Y	Y	Y	Y	Y
4	Y	Y	N	Y	Y	Y	Y
5	Y	Y	Y	Y	N	Y	Y
6	Y	Y	Y	Y	Y	Y	Y
7	Y	Y	Y	Y	N	Y	Y
8	Y	Y	Y	Y	Y	Y	Y
9	Y	Y	Y	Y	Y	Y	Y
10	Y	Y	Y	Y	N	Y	Y
11	Y	Y	Y	N	N	Y	Y
12	Y	Y	Y	N	Y	Y	Y
13	Y	Y	N	Y	Y	Y	Y
14	Y	Y	Y	Y	N	Y	Y
15	Y	Y	Y	Y	Y	Y	Y
16	Y	Y	Y	Y	Y	Y	Y
17	Y	Y	N	N	Y	Y	Y
18	Y	Y	Y	Y	Y	Y	Y
19	Y	Y	Y	Y	N	Y	Y
20	Y	Y	Y	Y	Y	Y	Y
21	Y	Y	Y	Y	Y	Y	Y
22	Y	Y	Y	Y	Y	Y	Y
23	Y	Y	N	Y	Y	Y	Y
24	Y	Y	Y	Y	Y	Y	Y
25	Y	Y	Y	Y	Y	Y	Y
26	Y	Y	Y	N	Y	N	Y
27	Y	Y	Y	Y	Y	Y	Y
28	Y	Y	Y	Y	Y	Y	Y
29	Y	Y	Y	N	Y	Y	Y
30	Y	Y	Y	N	Y	Y	Y
Trial of	**30/30**	**30/30**	**25/30**	**24/30**	**24/30**	**29/30**	**30/30**
Probability (%)	**100%**	**100%**	**83.33%**	**80%**	**80%**	**96.67%**	**100%**
Limit (%)	>= 60%	>= 60%	>= 60%	>= 60%	>= 60%	>= 80%	>= 70%
	Average Probability of Radar Type 1~4			**88.67%** (>=80%)			

4 List of Measuring Equipment

Instrument	Manufacturer	Model No.	Serial No.	Characteristics	Calibration Date	Test Date	Due Date	Remark
Spectrum Analyzer	R&S	FSV	103738	10Hz~30GHz	May 23, 2019	Aug. 29, 2019~ Sep. 02, 2019	May 22, 2020	DFS (DFS02-HY)
Signal Generator	Keysight	N5182B	MY57280013	9KHz~6GHz	Nov. 23, 2018	Aug. 29, 2019~ Sep. 02, 2019	Nov. 22, 2019	DFS (DFS02-HY)
Horn Antenna	ESCO	3117	00211469	1GHz~18GHz	Aug. 20, 2019	Aug. 29, 2019~ Sep. 02, 2019	Aug. 19, 2020	DFS (DFS02-HY)
Horn Antenna	ESCO	3117	00066584	1GHz~18GHz	Sep. 17, 2018	Aug. 29, 2019~ Sep. 02, 2019	Sep. 16, 2019	DFS (DFS02-HY)

Channel 60 Bandwidth 20MHz

DFS Radar Parameters
FCC Radar Type 1 Test A
Channel 60 Bandwidth 20MHz

Trial #	Frequency	Pulse Repetition Frequency Number (1 to 23)	Pulse Repetition Frequency (Pulses Per Second)	Pulse Repetition Interval (Microseconds)	Detection (Yes / No)
1	5291.7	8	1519.76	658	Y
2	5300.1	10	1432.66	698	Y
3	5309.2	14	1285.35	778	Y
4	5303.0	22	1066.10	938	Y
5	5308.0	21	1089.32	918	Y
6	5310.0	2	1858.74	538	Y
7	5307.0	20	1113.59	898	Y
8	5295.1	3	1792.11	558	Y
9	5299.3	7	1567.40	638	Y
10	5309.9	1	1930.50	518	Y
11	5292.8	12	1355.01	738	Y
12	5299.2	5	1672.24	598	Y
13	5294.8	17	1193.32	838	Y
14	5307.3	13	1319.26	758	Y
15	5306.1	16	1222.49	818	Y
16	5301.9	8	1519.76	658	Y
17	5308.8	10	1432.66	698	Y
18	5295.3	14	1285.35	778	Y
19	5301.2	22	1066.10	938	Y
20	5292.3	21	1089.32	918	Y
21	5307.6	2	1858.74	538	Y
22	5303.6	20	1113.59	898	Y
23	5295.3	3	1792.11	558	Y
24	5307.5	7	1567.40	638	Y
25	5302.3	1	1930.50	518	Y
26	5301.0	12	1355.01	738	Y
27	5296.7	5	1672.24	598	Y
28	5307.4	17	1193.32	838	Y
29	5292.0	13	1319.26	758	Y
30	5301.8	16	1222.49	818	Y

DFS Radar Parameters
FCC Radar Type 1 Test B
Channel 60 Bandwidth 20MHz

Trial #	Frequency	Pulse Repetition Frequency Number (1 to 23)	Pulse Repetition Frequency (Pulses Per Second)	Pulse Repetition Interval (Microseconds)	Detection (Yes / No)
1	5292.2		1675.04	597	Y
2	5298.4		361.53	2766	Y
3	5305.1		970.87	1030	Y
4	5296.8		1324.50	755	Y
5	5298.8		370.64	2698	Y
6	5296.0		355.24	2815	Y
7	5291.8		605.33	1652	Y
8	5296.2		486.62	2055	Y
9	5294.4		479.85	2084	Y
10	5302.6		536.77	1863	Y
11	5305.5		1455.60	687	Y
12	5294.3		332.23	3010	Y
13	5291.7		425.53	2350	Y
14	5301.2		368.73	2712	Y
15	5293.5		508.13	1968	Y
16	5305.4		1675.04	597	Y
17	5293.0		361.53	2766	Y
18	5298.9		970.87	1030	Y
19	5301.9		1324.50	755	Y
20	5309.3		370.64	2698	Y
21	5297.5		355.24	2815	Y
22	5308.9		605.33	1652	Y
23	5290.9		486.62	2055	Y
24	5302.4		479.85	2084	Y
25	5305.7		536.77	1863	Y
26	5294.0		1455.60	687	Y
27	5290.7		332.23	3010	Y
28	5299.5		425.53	2350	Y
29	5300.7		368.73	2712	Y
30	5304.7		508.13	1968	Y

DFS Radar Parameters
FCC Radar Type 2
Channel 60 Bandwidth 20MHz

Trial #	Frequency	Number Pulses per Burst	Pulse Width (Microseconds)	Pulse Repetition Interval (Microseconds)	Detection (Yes / No)
1	5308.8	25	2.60	175	Y
2	5307.5	23	1.10	153	Y
3	5300.2	27	3.70	216	Y
4	5291.1	25	2.20	188	Y
5	5299.3	23	1.40	213	Y
6	5305.8	28	4.00	154	Y
7	5300.8	26	2.90	156	Y
8	5303.5	25	2.70	219	Y
9	5301.9	24	1.80	174	Y
10	5305.1	26	2.80	228	Y
11	5297.3	28	4.40	184	Y
12	5308.6	23	1.10	155	Y
13	5293.4	25	2.60	229	Y
14	5307.7	27	3.90	220	Y
15	5310.0	28	4.20	203	Y
16	5298.1	23	1.20	218	Y
17	5309.0	24	1.60	209	Y
18	5305.7	25	2.20	224	Y
19	5294.8	27	3.70	204	Y
20	5292.2	24	2.00	230	Y
21	5296.1	28	4.40	152	Y
22	5308.5	27	3.70	163	Y
23	5306.7	25	2.40	171	Y
24	5298.4	26	2.80	206	Y
25	5301.9	25	2.70	173	Y
26	5295.6	27	3.80	151	N
27	5301.2	29	5.00	150	Y
28	5304.0	25	2.30	169	Y
29	5304.5	27	3.30	200	Y
30	5302.3	24	1.70	160	Y

DFS Radar Parameters
FCC Radar Type 3
Channel 60 Bandwidth 20MHz

Trial #	Frequency	Number Pulses per Burst	Pulse Width (Microseconds)	Pulse Repetition Interval (Microseconds)	Detection (Yes / No)
1	5296.9	17	7.60	392	Y
2	5300.0	16	6.10	203	Y
3	5304.1	18	8.70	500	Y
4	5296.7	16	7.20	234	Y
5	5306.4	16	6.40	324	Y
6	5291.7	18	9.00	487	Y
7	5307.8	17	7.90	470	Y
8	5309.7	17	7.70	431	Y
9	5301.4	16	6.80	438	Y
10	5309.3	17	7.80	385	Y
11	5300.5	18	9.40	206	Y
12	5294.7	16	6.10	465	Y
13	5306.4	17	7.60	440	Y
14	5303.6	18	8.90	483	Y
15	5295.6	18	9.20	269	Y
16	5294.7	16	6.20	286	Y
17	5296.7	16	6.60	356	Y
18	5292.3	16	7.20	480	Y
19	5304.2	18	8.70	232	Y
20	5300.5	16	7.00	371	Y
21	5300.1	18	9.40	294	Y
22	5298.9	18	8.70	360	Y
23	5290.4	17	7.40	339	Y
24	5293.8	17	7.80	217	Y
25	5293.9	17	7.70	271	Y
26	5290.5	18	8.80	471	Y
27	5309.6	18	10.00	258	Y
28	5308.7	16	7.30	276	Y
29	5292.2	17	8.30	251	Y
30	5290.9	16	6.70	326	Y

DFS Radar Parameters
FCC Radar Type 4
Channel 60 Bandwidth 20MHz

Trial #	Frequency	Number Pulses per Burst	Pulse Width (Microseconds)	Pulse Repetition Interval (Microseconds)	Detection (Yes / No)
1	5300.1	14	14.70	392	Y
2	5297.3	12	11.30	203	Y
3	5306.6	15	17.10	500	Y
4	5307.1	13	13.60	234	Y
5	5303.8	12	12.00	324	Y
6	5292.0	15	17.70	487	Y
7	5305.1	14	15.30	470	Y
8	5303.8	14	14.80	431	Y
9	5294.3	12	12.70	438	Y
10	5292.8	14	15.10	385	Y
11	5295.6	16	18.50	206	Y
12	5298.9	12	11.30	465	Y
13	5295.9	14	14.60	440	Y
14	5306.3	15	17.40	483	Y
15	5299.5	15	18.10	269	Y
16	5305.4	12	11.40	286	Y
17	5300.7	12	12.30	356	Y
18	5307.0	13	13.80	480	Y
19	5305.8	15	17.00	232	Y
20	5291.1	13	13.30	371	Y
21	5302.7	16	18.70	294	Y
22	5309.5	15	17.10	360	Y
23	5308.4	13	14.30	339	Y
24	5297.7	14	15.00	217	Y
25	5307.2	14	14.80	271	Y
26	5290.3	15	17.30	471	Y
27	5308.5	16	20.00	258	Y
28	5294.8	13	13.90	276	Y
29	5305.4	14	16.20	251	Y
30	5299.1	12	12.70	326	Y

DFS Radar Parameters
FCC Radar Type 5
Channel 60 Bandwidth 20MHz

Trial Number:			1			Detection (Yes/No)
Number of Bursts in Trial:			15			
Chirp Center Frequency:			5300			Y
Burst	Number of Pulses	Pulse Width (Microseconds)	Chirp Width (MHz)	Pulse 1-to-2 Spacing (µsec)	Pulse 2-to-3 Spacing (µsec)	Starting Location Within Interval (µsec)
1	2	77.8	13	1477	-	1665
2	1	51.9	13	-	-	1074
3	1	63.8	13	-	-	1584
4	3	96.6	13	1786	1843	1682
5	3	85.9	13	1215	1729	1795
6	2	73.7	13	1549	-	1198
7	2	77.2	13	1819	-	1837
8	2	68.4	13	1114	-	1587
9	2	76.7	13	1155	-	2000
10	1	53.2	13	-	-	1147
11	3	85.7	13	1695	1394	1433
12	3	94.3	13	1426	1935	1670
13	2	77.6	13	1671	-	1294
14	1	65.7	13	-	-	1512
15	3	93.5	13	1130	1468	1444
16	0	0	0	0	0	0
17	0	0	0	0	0	0
18	0	0	0	0	0	0
19	0	0	0	0	0	0
20	0	0	0	0	0	0

Trial Number:			2			Detection (Yes/No)
Number of Bursts in Trial:			8			
Chirp Center Frequency:			5300			Y
Burst	Number of Pulses	Pulse Width (Microseconds)	Chirp Width (MHz)	Pulse 1-to-2 Spacing (µsec)	Pulse 2-to-3 Spacing (µsec)	Starting Location Within Interval (µsec)
1	2	75	5	1527	-	1880
2	3	99.4	5	1262	1257	1401
3	2	67.4	5	1403	-	1531
4	2	73.6	5	1041	-	1449
5	1	65.9	5	-	-	1432
6	3	83.8	5	1292	1419	1356
7	1	65.5	5	-	-	1543
8	3	98.6	5	1796	1728	1548
9	0	0	0	0	0	0
10	0	0	0	0	0	0
11	0	0	0	0	0	0
12	0	0	0	0	0	0
13	0	0	0	0	0	0
14	0	0	0	0	0	0
15	0	0	0	0	0	0
16	0	0	0	0	0	0
17	0	0	0	0	0	0
18	0	0	0	0	0	0
19	0	0	0	0	0	0
20	0	0	0	0	0	0

DFS Radar Parameters
FCC Radar Type 5
Channel 60 Bandwidth 20MHz

Trial Number:			3			Detection (Yes/No)
Number of Bursts in Trial:			11			
Chirp Center Frequency:			5300			Y
Burst	Number of Pulses	Pulse Width (Microseconds)	Chirp Width (MHz)	Pulse 1-to-2 Spacing (µsec)	Pulse 2-to-3 Spacing (µsec)	Starting Location Within Interval (µsec)
1	2	73.8	9	1538	-	1806
2	2	69.5	9	1649	-	1117
3	1	51.9	9	-	-	1651
4	3	84.6	9	1032	1271	1976
5	3	95.4	9	1903	1388	1060
6	2	68	9	1351	-	1368
7	3	89.6	9	1514	1573	1338
8	2	81.9	9	1689	-	1022
9	3	88.3	9	1330	1838	1810
10	1	53.7	9	-	-	1597
11	3	91.3	9	1106	1001	1961
12	0	0	0	0	0	0
13	0	0	0	0	0	0
14	0	0	0	0	0	0
15	0	0	0	0	0	0
16	0	0	0	0	0	0
17	0	0	0	0	0	0
18	0	0	0	0	0	0
19	0	0	0	0	0	0
20	0	0	0	0	0	0

Trial Number:			4			Detection (Yes/No)
Number of Bursts in Trial:			11			
Chirp Center Frequency:			5300			Y
Burst	Number of Pulses	Pulse Width (Microseconds)	Chirp Width (MHz)	Pulse 1-to-2 Spacing (µsec)	Pulse 2-to-3 Spacing (µsec)	Starting Location Within Interval (µsec)
1	2	68.1	19	1355	-	1339
2	1	58.7	19	-	-	1251
3	2	75.3	19	1640	-	1136
4	1	56.4	19	-	-	1753
5	3	99.7	19	1708	1159	1196
6	1	57.7	19	-	-	1013
7	1	59.5	19	-	-	1072
8	2	80	19	1369	-	1482
9	2	82	19	1197	-	1993
10	2	82.8	19	1005	-	1883
11	3	88	19	1928	1101	1061
12	3	93.2	19	1907	1223	1207
13	2	70.4	19	1360	-	1526
14	3	95.3	19	1955	1775	1171
15	2	81.9	19	1545	-	1690
16	3	98.5	19	1169	1062	1975
17	1	65	19	-	-	1767
18	3	85.4	19	1637	1425	1011
19	3	91.6	19	1445	1325	1878
20	2	67.3	19	1218	-	1091

DFS Radar Parameters
FCC Radar Type 5
Channel 60 Bandwidth 20MHz

Trial Number:			5			Detection (Yes/No)
Number of Bursts in Trial:			17			
Chirp Center Frequency:			5300			Y
Burst	Number of Pulses	Pulse Width (Microseconds)	Chirp Width (MHz)	Pulse 1-to-2 Spacing (µsec)	Pulse 2-to-3 Spacing (µsec)	Starting Location Within Interval (µsec)
1	2	67.9	16	1133	-	1320
2	1	62.3	16	-	-	1957
3	1	53.3	16	-	-	1592
4	3	90	16	1153	1346	1900
5	2	77.1	16	1646	-	1166
6	3	83.9	16	1232	1459	1278
7	3	89.1	16	1384	1939	1240
8	2	81.8	16	1676	-	1833
9	1	50.3	16	-	-	1075
10	3	87.1	16	1996	1756	1116
11	2	71.3	16	1815	-	1225
12	3	97.5	16	1465	1132	1884
13	3	90.6	16	1040	1354	1561
14	3	86.3	16	1183	1792	1596
15	3	97.6	16	1073	1361	1365
16	3	84.7	16	1718	1854	1021
17	3	99.7	16	1244	1988	1150
18	0	0	0	0	0	0
19	0	0	0	0	0	0
20	0	0	0	0	0	0

Trial Number:			6			Detection (Yes/No)
Number of Bursts in Trial:			14			
Chirp Center Frequency:			5300			Y
Burst	Number of Pulses	Pulse Width (Microseconds)	Chirp Width (MHz)	Pulse 1-to-2 Spacing (µsec)	Pulse 2-to-3 Spacing (µsec)	Starting Location Within Interval (µsec)
1	3	92.9	12	1564	1407	1085
2	2	67.7	12	1747	-	1744
3	1	65.8	12	-	-	1092
4	1	56.3	12	-	-	1851
5	1	53.7	12	-	-	1727
6	3	83.5	12	1930	1025	1679
7	1	65.8	12	-	-	1519
8	3	85.9	12	1034	1808	1134
9	2	76.3	12	1926	-	1606
10	2	81.5	12	1714	-	1891
11	3	89.4	12	1594	1827	1310
12	1	63.4	12	-	-	1568
13	2	69.6	12	1925	-	1307
14	2	74.5	12	1846	-	1264
15	0	0	0	0	0	0
16	0	0	0	0	0	0
17	0	0	0	0	0	0
18	0	0	0	0	0	0
19	0	0	0	0	0	0
20	0	0	0	0	0	0

DFS Radar Parameters
FCC Radar Type 5
Channel 60 Bandwidth 20MHz

Trial Number:			7			Detection (Yes/No)
Number of Bursts in Trial:			15			
Chirp Center Frequency:			5300			Y
Burst	Number of Pulses	Pulse Width (Microseconds)	Chirp Width (MHz)	Pulse 1-to-2 Spacing (µsec)	Pulse 2-to-3 Spacing (µsec)	Starting Location Within Interval (µsec)
1	1	52.6	10	-	-	1210
2	3	84.1	10	1725	1529	1314
3	3	97.7	10	1868	1805	1139
4	3	97.3	10	1446	1755	1341
5	3	98.8	10	1386	1302	1544
6	2	72.2	10	1184	-	1771
7	2	67.6	10	1027	-	1175
8	2	75.7	10	1871	-	1026
9	1	60.9	10	-	-	1798
10	1	64.2	10	-	-	1138
11	2	78.8	10	1604	-	1784
12	3	87.5	10	1712	1683	1511
13	0	0	0	0	0	0
14	0	0	0	0	0	0
15	0	0	0	0	0	0
16	0	0	0	0	0	0
17	0	0	0	0	0	0
18	0	0	0	0	0	0
19	0	0	0	0	0	0
20	0	0	0	0	0	0

Trial Number:			8			Detection (Yes/No)
Number of Bursts in Trial:			12			
Chirp Center Frequency:			5300			Y
Burst	Number of Pulses	Pulse Width (Microseconds)	Chirp Width (MHz)	Pulse 1-to-2 Spacing (µsec)	Pulse 2-to-3 Spacing (µsec)	Starting Location Within Interval (µsec)
1	1	52.6	10	-	-	1210
2	3	84.1	10	1725	1529	1314
3	3	97.7	10	1868	1805	1139
4	3	97.3	10	1446	1755	1341
5	3	98.8	10	1386	1302	1544
6	2	72.2	10	1184	-	1771
7	2	67.6	10	1027	-	1175
8	2	75.7	10	1871	-	1026
9	1	60.9	10	-	-	1798
10	1	64.2	10	-	-	1138
11	2	78.8	10	1604	-	1784
12	3	87.5	10	1712	1683	1511
13	0	0	0	0	0	0
14	0	0	0	0	0	0
15	0	0	0	0	0	0
16	0	0	0	0	0	0
17	0	0	0	0	0	0
18	0	0	0	0	0	0
19	0	0	0	0	0	0
20	0	0	0	0	0	0

DFS Radar Parameters
FCC Radar Type 5
Channel 60 Bandwidth 20MHz

Trial Number:			9			Detection (Yes/No)
Number of Bursts in Trial:			14			
Chirp Center Frequency:			5300			Y
Burst	Number of Pulses	Pulse Width (Microseconds)	Chirp Width (MHz)	Pulse 1-to-2 Spacing (µsec)	Pulse 2-to-3 Spacing (µsec)	Starting Location Within Interval (µsec)
1	1	54.1	13	-	-	1415
2	1	50.7	13	-	-	1221
3	1	52.3	13	-	-	1974
4	3	99.8	13	1696	1949	1558
5	2	68.4	13	1099	-	1014
6	2	80.8	13	1505	-	1736
7	1	62.5	13	-	-	1778
8	2	74.8	13	1204	-	1149
9	1	50.8	13	-	-	1049
10	1	54	13	-	-	1417
11	1	63	13	-	-	1730
12	3	91.8	13	1270	1347	1143
13	2	79.3	13	1992	-	1274
14	1	64.3	13	-	-	1937
15	0	0	0	0	0	0
16	0	0	0	0	0	0
17	0	0	0	0	0	0
18	0	0	0	0	0	0
19	0	0	0	0	0	0
20	0	0	0	0	0	0

Trial Number:			10			Detection (Yes/No)
Number of Bursts in Trial:			8			
Chirp Center Frequency:			5300			Y
Burst	Number of Pulses	Pulse Width (Microseconds)	Chirp Width (MHz)	Pulse 1-to-2 Spacing (µsec)	Pulse 2-to-3 Spacing (µsec)	Starting Location Within Interval (µsec)
1	1	63.4	6	-	-	1043
2	1	52	6	-	-	1863
3	3	97.2	6	1605	1583	1973
4	2	78.7	6	1743	-	1466
5	2	74.2	6	1219	-	1280
6	3	88.7	6	1934	1273	1293
7	1	54.3	6	-	-	1991
8	3	95.4	6	1555	1791	1580
9	0	0	0	0	0	0
10	0	0	0	0	0	0
11	0	0	0	0	0	0
12	0	0	0	0	0	0
13	0	0	0	0	0	0
14	0	0	0	0	0	0
15	0	0	0	0	0	0
16	0	0	0	0	0	0
17	0	0	0	0	0	0
18	0	0	0	0	0	0
19	0	0	0	0	0	0
20	0	0	0	0	0	0

DFS Radar Parameters
FCC Radar Type 5
Channel 60 Bandwidth 20MHz

Trial Number:			11			Detection (Yes/No)
Number of Bursts in Trial:			17			
Chirp Center Frequency:			5296.896			N
Burst	Number of Pulses	Pulse Width (Microseconds)	Chirp Width (MHz)	Pulse 1-to-2 Spacing (µsec)	Pulse 2-to-3 Spacing (µsec)	Starting Location Within Interval (µsec)
1	2	73.7	16	1497	-	1208
2	3	97.4	16	1754	1613	1942
3	3	91.7	16	1702	1462	1999
4	1	66.2	16	-	-	1393
5	2	70.8	16	1821	-	1968
6	1	52.3	16	-	-	1740
7	2	78.9	16	1984	-	1308
8	2	70.9	16	1358	-	1050
9	2	75.6	16	1430	-	1437
10	1	59.1	16	-	-	1697
11	2	77	16	1304	-	1397
12	2	67.9	16	1083	-	1803
13	2	81.2	16	1932	-	1720
14	2	78.7	16	1121	-	1247
15	1	63.3	16	-	-	1634
16	2	68.9	16	1423	-	1849
17	1	59.3	16	-	-	1093
18	0	0	0	0	0	0
19	0	0	0	0	0	0
20	0	0	0	0	0	0

Trial Number:			12			Detection (Yes/No)
Number of Bursts in Trial:			19			
Chirp Center Frequency:			5298.096			N
Burst	Number of Pulses	Pulse Width (Microseconds)	Chirp Width (MHz)	Pulse 1-to-2 Spacing (µsec)	Pulse 2-to-3 Spacing (µsec)	Starting Location Within Interval (µsec)
1	3	98.9	98.9	1680	1488	1381
2	2	82.3	82.3	1855	-	1716
3	3	86.7	86.7	1400	1919	1211
4	3	89.7	89.7	1068	1282	1861
5	3	98.6	98.6	1194	1461	1507
6	2	71.1	71.1	1789	-	1921
7	1	55.9	55.9	-	-	1947
8	2	67.9	67.9	1372	-	1350
9	3	84.4	84.4	1107	1443	1203
10	1	58.8	58.8	-	-	1715
11	1	65.6	65.6	-	-	1017
12	2	78.5	78.5	1704	-	1911
13	2	82.3	82.3	1686	-	1845
14	3	90.1	90.1	1071	1266	1938
15	3	90.2	90.2	1089	1950	1989
16	2	83.1	83.1	1406	-	1943
17	1	58.8	58.8	-	-	1742
18	2	77	77	1657	-	1187
19	1	55	55	-	-	1012
20	0	0	0	0	0	0

DFS Radar Parameters
FCC Radar Type 5
Channel 60 Bandwidth 20MHz

Trial Number:			13			Detection (Yes/No)
Number of Bursts in Trial:			15			
Chirp Center Frequency:			5295.696			Y
Burst	Number of Pulses	Pulse Width (Microseconds)	Chirp Width (MHz)	Pulse 1-to-2 Spacing (µsec)	Pulse 2-to-3 Spacing (µsec)	Starting Location Within Interval (µsec)
1	1	58.1	13	-	-	1929
2	1	52.1	13	-	-	1910
3	1	59.9	13	-	-	1971
4	1	60.2	13	-	-	1812
5	3	95.9	13	1906	1608	1399
6	2	79.9	13	1859	-	1626
7	2	78.5	13	1917	-	1238
8	1	53.8	13	-	-	1763
9	1	64.7	13	-	-	1800
10	1	61.4	13	-	-	1390
11	2	83.2	13	1858	-	1692
12	3	84.7	13	1677	1638	1533
13	3	88.7	13	1528	1058	1703
14	2	78.3	13	1951	-	1258
15	2	69.3	13	1717	-	1731
16	0	0	0	0	0	0
17	0	0	0	0	0	0
18	0	0	0	0	0	0
19	0	0	0	0	0	0
20	0	0	0	0	0	0

Trial Number:			14			Detection (Yes/No)
Number of Bursts in Trial:			12			
Chirp Center Frequency:			5294.496			Y
Burst	Number of Pulses	Pulse Width (Microseconds)	Chirp Width (MHz)	Pulse 1-to-2 Spacing (µsec)	Pulse 2-to-3 Spacing (µsec)	Starting Location Within Interval (µsec)
1	2	75.3	10	1612	-	1994
2	1	56.3	10	-	-	1456
3	2	67.7	10	1185	-	1617
4	1	55.6	10	-	-	1337
5	2	75.2	10	1267	-	1421
6	2	76.3	10	1305	-	1359
7	3	85.7	10	1362	1924	1547
8	3	98.4	10	1550	1249	1873
9	3	86.4	10	1439	1046	1779
10	3	93.6	10	1031	1452	1059
11	1	63.3	10	-	-	1328
12	3	92.4	10	1673	1322	1412
13	0	0	0	0	0	0
14	0	0	0	0	0	0
15	0	0	0	0	0	0
16	0	0	0	0	0	0
17	0	0	0	0	0	0
18	0	0	0	0	0	0
19	0	0	0	0	0	0
20	0	0	0	0	0	0

DFS Radar Parameters
FCC Radar Type 5
Channel 60 Bandwidth 20MHz

Trial Number:			15			Detection (Yes/No)
Number of Bursts in Trial:			19			
Chirp Center Frequency:			5297.696			N
Burst	Number of Pulses	Pulse Width (Microseconds)	Chirp Width (MHz)	Pulse 1-to-2 Spacing (µsec)	Pulse 2-to-3 Spacing (µsec)	Starting Location Within Interval (µsec)
1	3	93.3	18	1912	1535	1983
2	2	69.1	18	1794	-	1102
3	3	86.9	18	1152	1148	1044
4	3	84.9	18	1948	1118	1894
5	2	72.3	18	1916	-	1094
6	1	51.7	18	-	-	1447
7	1	58.3	18	-	-	1429
8	1	60.8	18	-	-	1979
9	1	57.1	18	-	-	1641
10	3	88.9	18	1964	1489	1886
11	2	72	18	1297	-	1909
12	3	90.9	18	1566	1370	1261
13	1	59.8	18	-	-	1552
14	2	70	18	1291	-	1759
15	2	67.2	18	1881	-	1625
16	3	91.2	18	1832	1661	1382
17	1	56.5	18	-	-	1483
18	1	51.2	18	-	-	1237
19	2	74.1	18	1245	-	1471
20	0	0	0	0	0	0

Trial Number:			16			Detection (Yes/No)
Number of Bursts in Trial:			14			
Chirp Center Frequency:			5295.296			N
Burst	Number of Pulses	Pulse Width (Microseconds)	Chirp Width (MHz)	Pulse 1-to-2 Spacing (µsec)	Pulse 2-to-3 Spacing (µsec)	Starting Location Within Interval (µsec)
1	2	76.9	12	1140	-	1110
2	1	50.2	12	-	-	1316
3	1	62.9	12	-	-	1520
4	1	64.7	12	-	-	1902
5	3	83.8	12	1097	1621	1410
6	1	65.4	12	-	-	1944
7	1	53.2	12	-	-	1024
8	1	51.7	12	-	-	1603
9	2	78.7	12	1168	-	1804
10	2	72.4	12	1343	-	1030
11	1	53.8	12	-	-	1327
12	2	73.6	12	1553	-	1524
13	2	66.7	12	1122	-	1722
14	2	82.5	12	1019	-	1404
15	0	0	0	0	0	0
16	0	0	0	0	0	0
17	0	0	0	0	0	0
18	0	0	0	0	0	0
19	0	0	0	0	0	0
20	0	0	0	0	0	0

DFS Radar Parameters
FCC Radar Type 5
Channel 60 Bandwidth 20MHz

Trial Number:			17			Detection (Yes/No)
Number of Bursts in Trial:			20			
Chirp Center Frequency:			5298.496			N
Burst	Number of Pulses	Pulse Width (Microseconds)	Chirp Width (MHz)	Pulse 1-to-2 Spacing (µsec)	Pulse 2-to-3 Spacing (µsec)	Starting Location Within Interval (µsec)
1	3	87.6	20	1055	1840	1565
2	3	85.2	20	1541	1408	1735
3	3	84.8	20	1889	1463	1534
4	2	77.9	20	1460	-	1749
5	2	76.5	20	1485	-	1518
6	1	60.9	20	-	-	1540
7	2	83	20	1010	-	1080
8	2	80.4	20	1752	-	1824
9	2	67.5	20	1181	-	1764
10	1	62.1	20	-	-	1495
11	3	86.4	20	1966	1263	1773
12	3	84.3	20	1188	1788	1593
13	2	76.9	20	1537	-	1226
14	3	95.8	20	1298	1844	1192
15	1	55.2	20	-	-	1644
16	1	59	20	-	-	1402
17	3	94.5	20	1700	1283	1296
18	3	91.9	20	1978	1165	1970
19	3	85.2	20	1551	1189	1732
20	2	69.5	20	1224	-	1038

Trial Number:			18			Detection (Yes/No)
Number of Bursts in Trial:			12			
Chirp Center Frequency:			5294.496			Y
Burst	Number of Pulses	Pulse Width (Microseconds)	Chirp Width (MHz)	Pulse 1-to-2 Spacing (µsec)	Pulse 2-to-3 Spacing (µsec)	Starting Location Within Interval (µsec)
1	3	86.4	10	1918	1455	1259
2	3	92.2	10	1719	1895	1598
3	2	80.4	10	1899	-	1816
4	1	54.3	10	-	-	1335
5	1	53.1	10	-	-	1303
6	2	69.4	10	1546	-	1503
7	2	69.1	10	1639	-	1279
8	3	100	10	1438	1595	1375
9	2	79.6	10	1705	-	1239
10	3	88.4	10	1579	1623	1374
11	1	53.3	10	-	-	1016
12	1	65.3	10	-	-	1709
13	0	0	0	0	0	0
14	0	0	0	0	0	0
15	0	0	0	0	0	0
16	0	0	0	0	0	0
17	0	0	0	0	0	0
18	0	0	0	0	0	0
19	0	0	0	0	0	0
20	0	0	0	0	0	0

DFS Radar Parameters
FCC Radar Type 5
Channel 60 Bandwidth 20MHz

Trial Number:			19			Detection (Yes/No)
Number of Bursts in Trial:			14			
Chirp Center Frequency:			5295.296			Y
Burst	Number of Pulses	Pulse Width (Microseconds)	Chirp Width (MHz)	Pulse 1-to-2 Spacing (µsec)	Pulse 2-to-3 Spacing (µsec)	Starting Location Within Interval (µsec)
1	1	55.3	12	-	-	1920
2	1	58.3	12	-	-	1797
3	2	72.3	12	1039.000	-	1610
4	3	84.8	12	1761.000	1721.000	1131
5	2	82.5	12	1431.000	-	1875
6	1	63.3	12	-	-	1095
7	2	80	12	1913.000	-	1119
8	3	90.3	12	1853.000	1123.000	1660
9	3	91.1	12	1783.000	1172.000	1539
10	3	96.6	12	1036.000	1385.000	1525
11	2	82.7	12	1990.000	-	1710
12	1	50.7	12	-	-	1234
13	2	78.4	12	1109.000	-	1047
14	3	99.5	12	1965.000	1869.000	1299
15	0	0	0	0.000	0.000	0
16	0	0	0	0.000	0.000	0
17	0	0	0	0.000	0.000	0
18	0	0	0	0.000	0.000	0
19	0	0	0	0.000	0.000	0
20	0	0	0	0.000	0.000	0

Trial Number:			20			Detection (Yes/No)
Number of Bursts in Trial:			12			
Chirp Center Frequency:			5294.496			Y
Burst	Number of Pulses	Pulse Width (Microseconds)	Chirp Width (MHz)	Pulse 1-to-2 Spacing (µsec)	Pulse 2-to-3 Spacing (µsec)	Starting Location Within Interval (µsec)
1	3	88.6	10	1067	1927	1501
2	1	57.4	10	-	-	1723
3	3	96.6	10	1658	1324	1086
4	2	69.7	10	1945	-	1751
5	2	77.9	10	1317	-	1642
6	1	62	10	-	-	1866
7	3	88.4	10	1077	1366	1997
8	3	97.3	10	1896	1367	1790
9	3	96.2	10	1787	1672	1391
10	3	95.4	10	1892	1414	1020
11	1	54.8	10	-	-	1084
12	2	80.4	10	1436	-	1850
13	0	0	0	0	0	0
14	0	0	0	0	0	0
15	0	0	0	0	0	0
16	0	0	0	0	0	0
17	0	0	0	0	0	0
18	0	0	0	0	0	0
19	0	0	0	0	0	0
20	0	0	0	0	0	0

DFS Radar Parameters
FCC Radar Type 5
Channel 60 Bandwidth 20MHz

Trial Number:			21			Detection (Yes/No)
Number of Bursts in Trial:			16			
Chirp Center Frequency:			5303.504			Y
Burst	Number of Pulses	Pulse Width (Microseconds)	Chirp Width (MHz)	Pulse 1-to-2 Spacing (µsec)	Pulse 2-to-3 Spacing (µsec)	Starting Location Within Interval (µsec)
1	2	74.7	15	1611	-	1619
2	1	57.1	15	-	-	1560
3	3	91.9	15	1475	1276	1392
4	2	83.1	15	1772	-	1809
5	1	50.7	15	-	-	1003
6	2	79.2	15	1600	-	1574
7	1	58.7	15	-	-	1186
8	2	71	15	1567	-	1521
9	2	79	15	1960	-	1777
10	2	68.5	15	1428	-	1284
11	2	73.5	15	1352	-	1904
12	2	70.5	15	1115	-	1864
13	2	76.6	15	1300	-	1045
14	2	81.2	15	1675	-	1160
15	1	61.8	15	-	-	1277
16	3	94.9	15	1206	1860	1450
17	0	0	0	0	0	0
18	0	0	0	0	0	0
19	0	0	0	0	0	0
20	0	0	0	0	0	0

Trial Number:			22			Detection (Yes/No)
Number of Bursts in Trial:			12			
Chirp Center Frequency:			5305.904			Y
Burst	Number of Pulses	Pulse Width (Microseconds)	Chirp Width (MHz)	Pulse 1-to-2 Spacing (µsec)	Pulse 2-to-3 Spacing (µsec)	Starting Location Within Interval (µsec)
1	2	78.5	9	1698	-	1653
2	3	89.8	9	1962	1167	1174
3	1	59.4	9	-	-	1982
4	2	79.6	9	1890	-	1633
5	2	76	9	1811	-	1112
6	1	53.6	9	-	-	1144
7	2	80.9	9	1053	-	1220
8	1	61.6	9	-	-	1724
9	1	53.4	9	-	-	1901
10	1	59.9	9	-	-	1379
11	1	60.4	9	-	-	1453
12	3	91.4	9	1726	1227	1768
13	0	0	0	0	0	0
14	0	0	0	0	0	0
15	0	0	0	0	0	0
16	0	0	0	0	0	0
17	0	0	0	0	0	0
18	0	0	0	0	0	0
19	0	0	0	0	0	0
20	0	0	0	0	0	0

DFS Radar Parameters
FCC Radar Type 5
Channel 60 Bandwidth 20MHz

Trial Number:			23			Detection (Yes/No)
Number of Bursts in Trial:			20			
Chirp Center Frequency:			5301.504			Y
Burst	Number of Pulses	Pulse Width (Microseconds)	Chirp Width (MHz)	Pulse 1-to-2 Spacing (µsec)	Pulse 2-to-3 Spacing (µsec)	Starting Location Within Interval (µsec)
1	2	77	20	1363	-	1191
2	1	58.1	20	-	-	1248
3	1	62.1	20	-	-	1836
4	2	76.9	20	1236	-	1334
5	2	80	20	1852	-	1914
6	1	52	20	-	-	1701
7	3	88.6	20	1995	1905	1693
8	2	72.9	20	1387	-	1922
9	3	98.5	20	1746	1389	1839
10	1	57.9	20	-	-	1193
11	3	95.9	20	1870	1066	1659
12	1	53.5	20	-	-	1162
13	3	92	20	1654	1458	1745
14	1	57.3	20	-	-	1834
15	2	70.5	20	1586	-	1684
16	2	70	20	1664	-	1042
17	3	84	20	1630	1176	1765
18	2	76.1	20	1057	-	1557
19	3	93.2	20	1018	1340	1985
20	3	96.8	20	1614	1817	1760

Trial Number:			24			Detection (Yes/No)
Number of Bursts in Trial:			14			
Chirp Center Frequency:			5304.704			Y
Burst	Number of Pulses	Pulse Width (Microseconds)	Chirp Width (MHz)	Pulse 1-to-2 Spacing (µsec)	Pulse 2-to-3 Spacing (µsec)	Starting Location Within Interval (µsec)
1	1	50.1	12	-	-	1841
2	3	93.5	12	1081	1413	1590
3	2	68.8	12	1577	-	1707
4	1	56.3	12	-	-	1056
5	3	86	12	1108	1987	1953
6	2	75.2	12	1536	-	1572
7	1	54.4	12	-	-	1517
8	2	71.1	12	1243	-	1329
9	2	76.2	12	1770	-	1940
10	2	80.2	12	1209	-	1098
11	2	79.7	12	1214	-	1588
12	3	90.9	12	1862	1601	1615
13	2	68.7	12	1441	-	1377
14	2	67.4	12	1313	-	1872
15	0	0	0	0	0	0
16	0	0	0	0	0	0
17	0	0	0	0	0	0
18	0	0	0	0	0	0
19	0	0	0	0	0	0
20	0	0	0	0	0	0

DFS Radar Parameters
FCC Radar Type 5
Channel 60 Bandwidth 20MHz

Trial Number:			25			Detection (Yes/No)
Number of Bursts in Trial:			13			
Chirp Center Frequency:			5305.104			Y
Burst	Number of Pulses	Pulse Width (Microseconds)	Chirp Width (MHz)	Pulse 1-to-2 Spacing (µsec)	Pulse 2-to-3 Spacing (µsec)	Starting Location Within Interval (µsec)
1	3	94	11	1748	1941	1643
2	2	70.8	11	1201	-	1177
3	1	56.3	11	-	-	1006
4	3	96.7	11	1163	1332	1230
5	3	90.6	11	1582	1498	1217
6	2	74.5	11	1281	-	1569
7	3	92.6	11	1669	1222	1065
8	3	89	11	1135	1380	1493
9	3	96.5	11	1822	1602	1607
10	2	70.5	11	1178	-	1141
11	3	94	11	1629	1956	1009
12	1	55.8	11	-	-	1290
13	3	87.7	11	1963	1164	1435
14	0	0	0	0	0	0
15	0	0	0	0	0	0
16	0	0	0	0	0	0
17	0	0	0	0	0	0
18	0	0	0	0	0	0
19	0	0	0	0	0	0
20	0	0	0	0	0	0

Trial Number:			26			Detection (Yes/No)
Number of Bursts in Trial:			8			
Chirp Center Frequency:			5307.504			Y
Burst	Number of Pulses	Pulse Width (Microseconds)	Chirp Width (MHz)	Pulse 1-to-2 Spacing (µsec)	Pulse 2-to-3 Spacing (µsec)	Starting Location Within Interval (µsec)
1	2	68.6	5	1161	-	1306
2	2	83.1	5	1315	-	1420
3	1	60.9	5	-	-	1687
4	2	77.7	5	1158	-	1776
5	2	77.4	5	1510	-	1793
6	2	66.8	5	1323	-	1576
7	1	63.7	5	-	-	1333
8	3	91.2	5	1681	1275	1409
9	0	0	0	0	0	0
10	0	0	0	0	0	0
11	0	0	0	0	0	0
12	0	0	0	0	0	0
13	0	0	0	0	0	0
14	0	0	0	0	0	0
15	0	0	0	0	0	0
16	0	0	0	0	0	0
17	0	0	0	0	0	0
18	0	0	0	0	0	0
19	0	0	0	0	0	0
20	0	0	0	0	0	0

DFS Radar Parameters
FCC Radar Type 5
Channel 60 Bandwidth 20MHz

Trial Number:			27			Detection (Yes/No)
Number of Bursts in Trial:			17			
Chirp Center Frequency:			5303.104			Y
Burst	Number of Pulses	Pulse Width (Microseconds)	Chirp Width (MHz)	Pulse 1-to-2 Spacing (µsec)	Pulse 2-to-3 Spacing (µsec)	Starting Location Within Interval (µsec)
1	3	83.6	16	1195	1000	1632
2	3	89.4	16	1627	1656	1173
3	1	55.8	16	-	-	1532
4	3	90.9	16	1554	1998	1981
5	1	54.7	16	-	-	1825
6	3	97.7	16	1202	1250	1734
7	2	67.5	16	1434	-	1571
8	3	96.7	16	1469	1268	1589
9	2	68.3	16	1954	-	1750
10	2	78.3	16	1082	-	1591
11	1	55	16	-	-	1427
12	3	84.9	16	1936	1199	1129
13	2	74.6	16	1856	-	1959
14	1	63.3	16	-	-	1885
15	3	99.8	16	1515	1120	1035
16	1	63.6	16	-	-	1647
17	3	87.3	16	1051	1831	1931
18	0	0	0	0	0	0
19	0	0	0	0	0	0
20	0	0	0	0	0	0

Trial Number:			28			Detection (Yes/No)
Number of Bursts in Trial:			19			
Chirp Center Frequency:			5301.904			Y
Burst	Number of Pulses	Pulse Width (Microseconds)	Chirp Width (MHz)	Pulse 1-to-2 Spacing (µsec)	Pulse 2-to-3 Spacing (µsec)	Starting Location Within Interval (µsec)
1	3	85.6	19	1078	1015	1946
2	2	68.6	19	1780	-	1029
3	1	54.2	19	-	-	1111
4	1	61.2	19	-	-	1104
5	3	97.1	19	1969	1100	1157
6	3	98.3	19	1699	1622	1142
7	1	62.4	19	-	-	1655
8	2	80.2	19	1769	-	1126
9	3	87.5	19	1448	1179	1216
10	3	85.8	19	1348	1472	1847
11	3	88.1	19	1124	1631	1023
12	1	65.3	19	-	-	1848
13	1	52.5	19	-	-	1470
14	1	52.3	19	-	-	1312
15	2	74.1	19	1200	-	1915
16	1	54.9	19	-	-	1479
17	2	76.2	19	1502	-	1376
18	1	60.4	19	-	-	1758
19	2	81.5	19	1103	-	1491
20	0	0	0	0	0	0

DFS Radar Parameters
FCC Radar Type 5
Channel 60 Bandwidth 20MHz

Trial Number:			29			Detection (Yes/No)
Number of Bursts in Trial:			12			
Chirp Center Frequency:			5305.504			Y
Burst	Number of Pulses	Pulse Width (Microseconds)	Chirp Width (MHz)	Pulse 1-to-2 Spacing (µsec)	Pulse 2-to-3 Spacing (µsec)	Starting Location Within Interval (µsec)
1	1	50.5	10	-	-	1857
2	1	55.7	10	-	-	1246
3	3	85.8	10	1002	1967	1774
4	2	76.9	10	1474	-	1125
5	2	75.1	10	1052	-	1254
6	3	92.3	10	1486	1492	1180
7	2	78.1	10	1757	-	1301
8	3	92.2	10	1252	1713	1898
9	3	89	10	1706	1411	1260
10	2	70.9	10	1620	-	1578
11	1	63.1	10	-	-	1782
12	1	55.3	10	-	-	1522
13	0	0	0	0	0	0
14	0	0	0	0	0	0
15	0	0	0	0	0	0
16	0	0	0	0	0	0
17	0	0	0	0	0	0
18	0	0	0	0	0	0
19	0	0	0	0	0	0
20	0	0	0	0	0	0

Trial Number:			30			Detection (Yes/No)
Number of Bursts in Trial:			18			
Chirp Center Frequency:			5302.704			Y
Burst	Number of Pulses	Pulse Width (Microseconds)	Chirp Width (MHz)	Pulse 1-to-2 Spacing (µsec)	Pulse 2-to-3 Spacing (µsec)	Starting Location Within Interval (µsec)
1	3	83.4	17	1205	1801	1454
2	3	97.3	17	1826	1635	1319
3	3	90.4	17	1986	1674	1079
4	3	91.8	17	1151	1802	1563
5	3	98.2	17	1977	1766	1876
6	1	59.5	17	-	-	1952
7	2	80	17	1137	-	1253
8	3	86.5	17	1128	1828	1054
9	3	91.1	17	1599	1442	1105
10	3	93.5	17	1373	1087	1867
11	1	60.7	17	-	-	1033
12	2	67.2	17	1405	-	1288
13	1	61.8	17	-	-	1585
14	2	79.4	17	1667	-	1933
15	2	81.4	17	1464	-	1096
16	1	65.7	17	-	-	1496
17	2	76	17	1255	-	1733
18	2	81	17	1668	-	1326
19	0	0	0	0	0	0
20	0	0	0	0	0	0

Channel 62 Bandwidth 40MHz

DFS Radar Parameters
FCC Radar Type 1 Test A
Channel 62 Bandwidth 40MHz

Trial #	Frequency	Pulse Repetition Frequency Number (1 to 23)	Pulse Repetition Frequency (Pulses Per Second)	Pulse Repetition Interval (Microseconds)	Detection (Yes / No)
1	5325.3	8	1519.76	658	Y
2	5317.3	13	1319.26	758	Y
3	5303.3	4	1730.10	578	Y
4	5309.9	19	1138.95	878	Y
5	5305.5	3	1792.11	558	Y
6	5317.8	18	1165.50	858	Y
7	5297.1	17	1193.32	838	Y
8	5298.8	16	1222.49	818	Y
9	5328.8	12	1355.01	738	Y
10	5316.3	2	1858.74	538	Y
11	5311.0	6	1618.12	618	Y
12	5307.0	1	1930.50	518	Y
13	5300.7	21	1089.32	918	Y
14	5317.5	11	1392.76	718	Y
15	5314.6	14	1285.35	778	Y
16	5296.7	8	1519.76	658	Y
17	5299.7	13	1319.26	758	Y
18	5311.5	4	1730.10	578	Y
19	5318.2	19	1138.95	878	Y
20	5310.5	3	1792.11	558	Y
21	5290.9	18	1165.50	858	Y
22	5303.1	17	1193.32	838	Y
23	5313.4	16	1222.49	818	Y
24	5315.3	12	1355.01	738	Y
25	5312.0	2	1858.74	538	Y
26	5293.0	6	1618.12	618	Y
27	5321.1	1	1930.50	518	Y
28	5296.9	21	1089.32	918	Y
29	5319.4	11	1392.76	718	Y
30	5293.5	14	1285.35	778	Y

DFS Radar Parameters
FCC Radar Type 1 Test B
Channel 62 Bandwidth 40MHz

Trial #	Frequency	Pulse Repetition Frequency Number (1 to 23)	Pulse Repetition Frequency (Pulses Per Second)	Pulse Repetition Interval (Microseconds)	Detection (Yes / No)
1	5314.6		714.80	1399	Y
2	5320.0		606.43	1649	Y
3	5301.0		706.71	1415	Y
4	5308.0		448.63	2229	Y
5	5328.3		343.76	2909	Y
6	5317.2		926.78	1079	Y
7	5311.7		473.48	2112	Y
8	5298.6		1305.48	766	Y
9	5291.0		511.77	1954	Y
10	5323.4		846.74	1181	Y
11	5319.8		499.75	2001	Y
12	5295.9		344.71	2901	Y
13	5308.9		914.08	1094	Y
14	5304.5		1215.07	823	Y
15	5302.6		478.93	2088	Y
16	5314.8	-	714.80	1399	Y
17	5292.9		606.43	1649	Y
18	5300.8		706.71	1415	Y
19	5294.8		448.63	2229	Y
20	5326.8		343.76	2909	Y
21	5315.5		926.78	1079	Y
22	5302.3		473.48	2112	Y
23	5301.2		1305.48	766	Y
24	5291.2		511.77	1954	Y
25	5315.4		846.74	1181	Y
26	5314.8		499.75	2001	Y
27	5290.2		344.71	2901	Y
28	5321.1		914.08	1094	Y
29	5326.7		1215.07	823	Y
30	5317.6		478.93	2088	Y

DFS Radar Parameters
FCC Radar Type 2
Channel 62 Bandwidth 40MHz

Trial #	Frequency	Number Pulses per Burst	Pulse Width (Microseconds)	Pulse Repetition Interval (Microseconds)	Detection (Yes / No)
1	5298.7	29	4.80	179	Y
2	5296.6	25	2.30	200	Y
3	5309.5	25	2.50	161	Y
4	5319.1	26	3.00	201	Y
5	5306.7	26	3.30	196	Y
6	5294.1	27	3.50	204	Y
7	5316.2	29	4.80	221	Y
8	5303.9	29	4.80	170	Y
9	5312.0	25	2.30	157	Y
10	5319.5	28	4.30	220	Y
11	5316.4	26	3.30	154	Y
12	5299.4	28	4.30	198	Y
13	5290.5	23	1.30	206	Y
14	5326.4	24	1.90	217	Y
15	5325.0	26	3.00	159	Y
16	5292.1	27	3.70	212	Y
17	5330.0	26	3.30	162	Y
18	5309.3	29	4.80	209	Y
19	5307.0	27	3.80	188	Y
20	5307.5	27	3.60	160	Y
21	5319.7	29	5.00	167	Y
22	5291.4	29	4.70	225	Y
23	5318.7	26	3.10	219	Y
24	5326.5	28	4.20	151	Y
25	5296.8	26	3.10	210	Y
26	5319.8	25	2.30	176	Y
27	5299.8	29	4.50	195	Y
28	5305.7	29	4.80	156	Y
29	5329.3	29	4.50	218	Y
30	5312.6	29	5.00	216	Y

DFS Radar Parameters
FCC Radar Type 3
Channel 62 Bandwidth 40MHz

Trial #	Frequency	Number Pulses per Burst	Pulse Width (Microseconds)	Pulse Repetition Interval (Microseconds)	Detection (Yes / No)
1	5306.2	18	9.80	411	Y
2	5329.8	17	7.30	362	Y
3	5299.4	17	7.50	449	Y
4	5307.6	17	8.00	407	Y
5	5328.1	17	8.30	251	Y
6	5297.5	17	8.50	281	Y
7	5295.9	18	9.80	454	Y
8	5312.4	18	9.80	361	Y
9	5318.7	16	7.30	453	Y
10	5311.8	18	9.30	272	Y
11	5301.1	17	8.30	245	Y
12	5304.1	18	9.30	492	Y
13	5322.5	16	6.30	436	Y
14	5309.9	16	6.90	495	Y
15	5328.8	17	8.00	203	Y
16	5317.8	18	8.70	275	Y
17	5298.1	17	8.30	500	Y
18	5299.7	18	9.80	202	Y
19	5300.3	18	8.80	457	Y
20	5318.8	17	8.60	248	Y
21	5303.7	18	10.00	262	Y
22	5327.6	18	9.70	282	Y
23	5302.3	17	8.10	426	Y
24	5295.8	18	9.20	254	Y
25	5290.5	17	8.10	204	Y
26	5291.6	17	7.30	500	Y
27	5293.8	18	9.50	494	Y
28	5314.2	18	9.80	379	Y
29	5304.3	18	9.50	481	Y
30	5312.8	18	10.00	463	Y

DFS Radar Parameters
FCC Radar Type 4
Channel 62 Bandwidth 40MHz

Trial #	Frequency	Number Pulses per Burst	Pulse Width (Microseconds)	Pulse Repetition Interval (Microseconds)	Detection (Yes / No)
1	5300.1	16	19.40	411	Y
2	5297.3	13	14.00	362	Y
3	5306.6	13	14.30	449	Y
4	5327.1	14	15.60	407	Y
5	5303.8	14	16.10	251	Y
6	5292.0	15	16.50	281	Y
7	5305.1	16	19.40	454	Y
8	5303.1	16	19.40	361	Y
9	5294.3	13	13.90	453	Y
10	5292.8	16	18.50	272	Y
11	5291.6	14	16.10	245	Y
12	5298.9	16	18.40	492	Y
13	5295.9	12	11.80	436	Y
14	5306.3	13	13.10	495	Y
15	5299.5	14	15.40	203	Y
16	5325.4	15	17.10	275	Y
17	5311.7	14	16.10	500	Y
18	5307.0	16	19.50	202	Y
19	5305.8	15	17.30	457	Y
20	5291.1	15	16.90	248	Y
21	5322.7	16	19.90	262	Y
22	5309.5	16	19.40	282	Y
23	5318.4	14	15.80	426	Y
24	5297.7	15	18.10	254	Y
25	5307.2	14	15.70	204	Y
26	5290.3	13	14.00	500	Y
27	5328.5	16	18.80	494	Y
28	5294.8	16	19.50	379	Y
29	5305.4	16	18.80	481	Y
30	5299.1	16	20.00	463	Y

DFS Radar Parameters
FCC Radar Type 5
Channel 62 Bandwidth 40MHz

Trial Number:			1			Detection (Yes/No)
Number of Bursts in Trial:			15			
Chirp Center Frequency:			5310			Y
Burst	Number of Pulses	Pulse Width (Microseconds)	Chirp Width (MHz)	Pulse 1-to-2 Spacing (µsec)	Pulse 2-to-3 Spacing (µsec)	Starting Location Within Interval (µsec)
1	2	77.8	13	1477	-	1665
2	1	51.9	13	-	-	1074
3	1	63.8	13	-	-	1584
4	3	96.6	13	1786	1843	1682
5	3	85.9	13	1215	1729	1795
6	2	73.7	13	1549	-	1198
7	2	77.2	13	1819	-	1837
8	2	68.4	13	1114	-	1587
9	2	76.7	13	1155	-	2000
10	1	53.2	13	-	-	1147
11	3	85.7	13	1695	1394	1433
12	3	94.3	13	1426	1935	1670
13	2	77.6	13	1671	-	1294
14	1	65.7	13	-	-	1512
15	3	93.5	13	1130	1468	1444
16	0	0	0	0	0	0
17	0	0	0	0	0	0
18	0	0	0	0	0	0
19	0	0	0	0	0	0
20	0	0	0	0	0	0

Trial Number:			2			Detection (Yes/No)
Number of Bursts in Trial:			8			
Chirp Center Frequency:			5310			Y
Burst	Number of Pulses	Pulse Width (Microseconds)	Chirp Width (MHz)	Pulse 1-to-2 Spacing (µsec)	Pulse 2-to-3 Spacing (µsec)	Starting Location Within Interval (µsec)
1	2	75	5	1527	-	1880
2	3	99.4	5	1262	1257	1401
3	2	67.4	5	1403	-	1531
4	2	73.6	5	1041	-	1449
5	1	65.9	5	-	-	1432
6	3	83.8	5	1292	1419	1356
7	1	65.5	5	-	-	1543
8	3	98.6	5	1796	1728	1548
9	0	0	0	0	0	0
10	0	0	0	0	0	0
11	0	0	0	0	0	0
12	0	0	0	0	0	0
13	0	0	0	0	0	0
14	0	0	0	0	0	0
15	0	0	0	0	0	0
16	0	0	0	0	0	0
17	0	0	0	0	0	0
18	0	0	0	0	0	0
19	0	0	0	0	0	0
20	0	0	0	0	0	0

DFS Radar Parameters
FCC Radar Type 5
Channel 62 Bandwidth 40MHz

Trial Number:			3			Detection (Yes/No)
Number of Bursts in Trial:			11			
Chirp Center Frequency:			5310			Y
Burst	Number of Pulses	Pulse Width (Microseconds)	Chirp Width (MHz)	Pulse 1-to-2 Spacing (µsec)	Pulse 2-to-3 Spacing (µsec)	Starting Location Within Interval (µsec)
1	2	73.8	9	1538	-	1806
2	2	69.5	9	1649	-	1117
3	1	51.9	9	-	-	1651
4	3	84.6	9	1032	1271	1976
5	3	95.4	9	1903	1388	1060
6	2	68	9	1351	-	1368
7	3	89.6	9	1514	1573	1338
8	2	81.9	9	1689	-	1022
9	3	88.3	9	1330	1838	1810
10	1	53.7	9	-	-	1597
11	3	91.3	9	1106	1001	1961
12	0	0	0	0	0	0
13	0	0	0	0	0	0
14	0	0	0	0	0	0
15	0	0	0	0	0	0
16	0	0	0	0	0	0
17	0	0	0	0	0	0
18	0	0	0	0	0	0
19	0	0	0	0	0	0
20	0	0	0	0	0	0

Trial Number:			4			Detection (Yes/No)
Number of Bursts in Trial:			11			
Chirp Center Frequency:			5310			Y
Burst	Number of Pulses	Pulse Width (Microseconds)	Chirp Width (MHz)	Pulse 1-to-2 Spacing (µsec)	Pulse 2-to-3 Spacing (µsec)	Starting Location Within Interval (µsec)
1	2	68.1	19	1355	-	1339
2	1	58.7	19	-	-	1251
3	2	75.3	19	1640	-	1136
4	1	56.4	19	-	-	1753
5	3	99.7	19	1708	1159	1196
6	1	57.7	19	-	-	1013
7	1	59.5	19	-	-	1072
8	2	80	19	1369	-	1482
9	2	82	19	1197	-	1993
10	2	82.8	19	1005	-	1883
11	3	88	19	1928	1101	1061
12	3	93.2	19	1907	1223	1207
13	2	70.4	19	1360	-	1526
14	3	95.3	19	1955	1775	1171
15	2	81.9	19	1545	-	1690
16	3	98.5	19	1169	1062	1975
17	1	65	19	-	-	1767
18	3	85.4	19	1637	1425	1011
19	3	91.6	19	1445	1325	1878
20	2	67.3	19	1218	-	1091

DFS Radar Parameters
FCC Radar Type 5
Channel 62 Bandwidth 40MHz

Trial Number:			5			Detection (Yes/No)
Number of Bursts in Trial:			17			
Chirp Center Frequency:			5310			Y
Burst	Number of Pulses	Pulse Width (Microseconds)	Chirp Width (MHz)	Pulse 1-to-2 Spacing (µsec)	Pulse 2-to-3 Spacing (µsec)	Starting Location Within Interval (µsec)
1	2	67.9	16	1133	-	1320
2	1	62.3	16	-	-	1957
3	1	53.3	16	-	-	1592
4	3	90	16	1153	1346	1900
5	2	77.1	16	1646	-	1166
6	3	83.9	16	1232	1459	1278
7	3	89.1	16	1384	1939	1240
8	2	81.8	16	1676	-	1833
9	1	50.3	16	-	-	1075
10	3	87.1	16	1996	1756	1116
11	2	71.3	16	1815	-	1225
12	3	97.5	16	1465	1132	1884
13	3	90.6	16	1040	1354	1561
14	3	86.3	16	1183	1792	1596
15	3	97.6	16	1073	1361	1365
16	3	84.7	16	1718	1854	1021
17	3	99.7	16	1244	1988	1150
18	0	0	0	0	0	0
19	0	0	0	0	0	0
20	0	0	0	0	0	0

Trial Number:			6			Detection (Yes/No)
Number of Bursts in Trial:			14			
Chirp Center Frequency:			5310			Y
Burst	Number of Pulses	Pulse Width (Microseconds)	Chirp Width (MHz)	Pulse 1-to-2 Spacing (µsec)	Pulse 2-to-3 Spacing (µsec)	Starting Location Within Interval (µsec)
1	3	92.9	12	1564	1407	1085
2	2	67.7	12	1747	-	1744
3	1	65.8	12	-	-	1092
4	1	56.3	12	-	-	1851
5	1	53.7	12	-	-	1727
6	3	83.5	12	1930	1025	1679
7	1	65.8	12	-	-	1519
8	3	85.9	12	1034	1808	1134
9	2	76.3	12	1926	-	1606
10	2	81.5	12	1714	-	1891
11	3	89.4	12	1594	1827	1310
12	1	63.4	12	-	-	1568
13	2	69.6	12	1925	-	1307
14	2	74.5	12	1846	-	1264
15	0	0	0	0	0	0
16	0	0	0	0	0	0
17	0	0	0	0	0	0
18	0	0	0	0	0	0
19	0	0	0	0	0	0
20	0	0	0	0	0	0

DFS Radar Parameters
FCC Radar Type 5
Channel 62 Bandwidth 40MHz

Trial Number:			7			Detection (Yes/No)
Number of Bursts in Trial:			15			
Chirp Center Frequency:			5310			Y
Burst	Number of Pulses	Pulse Width (Microseconds)	Chirp Width (MHz)	Pulse 1-to-2 Spacing (µsec)	Pulse 2-to-3 Spacing (µsec)	Starting Location Within Interval (µsec)
1	1	52.6	10	-	-	1210
2	3	84.1	10	1725	1529	1314
3	3	97.7	10	1868	1805	1139
4	3	97.3	10	1446	1755	1341
5	3	98.8	10	1386	1302	1544
6	2	72.2	10	1184	-	1771
7	2	67.6	10	1027	-	1175
8	2	75.7	10	1871	-	1026
9	1	60.9	10	-	-	1798
10	1	64.2	10	-	-	1138
11	2	78.8	10	1604	-	1784
12	3	87.5	10	1712	1683	1511
13	0	0	0	0	0	0
14	0	0	0	0	0	0
15	0	0	0	0	0	0
16	0	0	0	0	0	0
17	0	0	0	0	0	0
18	0	0	0	0	0	0
19	0	0	0	0	0	0
20	0	0	0	0	0	0

Trial Number:			8			Detection (Yes/No)
Number of Bursts in Trial:			12			
Chirp Center Frequency:			5310			Y
Burst	Number of Pulses	Pulse Width (Microseconds)	Chirp Width (MHz)	Pulse 1-to-2 Spacing (µsec)	Pulse 2-to-3 Spacing (µsec)	Starting Location Within Interval (µsec)
1	1	52.6	10	-	-	1210
2	3	84.1	10	1725	1529	1314
3	3	97.7	10	1868	1805	1139
4	3	97.3	10	1446	1755	1341
5	3	98.8	10	1386	1302	1544
6	2	72.2	10	1184	-	1771
7	2	67.6	10	1027	-	1175
8	2	75.7	10	1871	-	1026
9	1	60.9	10	-	-	1798
10	1	64.2	10	-	-	1138
11	2	78.8	10	1604	-	1784
12	3	87.5	10	1712	1683	1511
13	0	0	0	0	0	0
14	0	0	0	0	0	0
15	0	0	0	0	0	0
16	0	0	0	0	0	0
17	0	0	0	0	0	0
18	0	0	0	0	0	0
19	0	0	0	0	0	0
20	0	0	0	0	0	0

DFS Radar Parameters
FCC Radar Type 5
Channel 62 Bandwidth 40MHz

Trial Number:			9			Detection (Yes/No)
Number of Bursts in Trial:			14			
Chirp Center Frequency:			5310			Y
Burst	Number of Pulses	Pulse Width (Microseconds)	Chirp Width (MHz)	Pulse 1-to-2 Spacing (µsec)	Pulse 2-to-3 Spacing (µsec)	Starting Location Within Interval (µsec)
1	1	54.1	13	-	-	1415
2	1	50.7	13	-	-	1221
3	1	52.3	13	-	-	1974
4	3	99.8	13	1696	1949	1558
5	2	68.4	13	1099	-	1014
6	2	80.8	13	1505	-	1736
7	1	62.5	13	-	-	1778
8	2	74.8	13	1204	-	1149
9	1	50.8	13	-	-	1049
10	1	54	13	-	-	1417
11	1	63	13	-	-	1730
12	3	91.8	13	1270	1347	1143
13	2	79.3	13	1992	-	1274
14	1	64.3	13	-	-	1937
15	0	0	0	0	0	0
16	0	0	0	0	0	0
17	0	0	0	0	0	0
18	0	0	0	0	0	0
19	0	0	0	0	0	0
20	0	0	0	0	0	0

Trial Number:			10			Detection (Yes/No)
Number of Bursts in Trial:			8			
Chirp Center Frequency:			5310			Y
Burst	Number of Pulses	Pulse Width (Microseconds)	Chirp Width (MHz)	Pulse 1-to-2 Spacing (µsec)	Pulse 2-to-3 Spacing (µsec)	Starting Location Within Interval (µsec)
1	1	63.4	6	-	-	1043
2	1	52	6	-	-	1863
3	3	97.2	6	1605	1583	1973
4	2	78.7	6	1743	-	1466
5	2	74.2	6	1219	-	1280
6	3	88.7	6	1934	1273	1293
7	1	54.3	6	-	-	1991
8	3	95.4	6	1555	1791	1580
9	0	0	0	0	0	0
10	0	0	0	0	0	0
11	0	0	0	0	0	0
12	0	0	0	0	0	0
13	0	0	0	0	0	0
14	0	0	0	0	0	0
15	0	0	0	0	0	0
16	0	0	0	0	0	0
17	0	0	0	0	0	0
18	0	0	0	0	0	0
19	0	0	0	0	0	0
20	0	0	0	0	0	0

DFS Radar Parameters
FCC Radar Type 5
Channel 62 Bandwidth 40MHz

Trial Number:			11			Detection (Yes/No)
Number of Bursts in Trial:			17			
Chirp Center Frequency:			5297.472			Y
Burst	Number of Pulses	Pulse Width (Microseconds)	Chirp Width (MHz)	Pulse 1-to-2 Spacing (µsec)	Pulse 2-to-3 Spacing (µsec)	Starting Location Within Interval (µsec)
1	2	73.7	16	1497	-	1208
2	3	97.4	16	1754	1613	1942
3	3	91.7	16	1702	1462	1999
4	1	66.2	16	-	-	1393
5	2	70.8	16	1821	-	1968
6	1	52.3	16	-	-	1740
7	2	78.9	16	1984	-	1308
8	2	70.9	16	1358	-	1050
9	2	75.6	16	1430	-	1437
10	1	59.1	16	-	-	1697
11	2	77	16	1304	-	1397
12	2	67.9	16	1083	-	1803
13	2	81.2	16	1932	-	1720
14	2	78.7	16	1121	-	1247
15	1	63.3	16	-	-	1634
16	2	68.9	16	1423	-	1849
17	1	59.3	16	-	-	1093
18	0	0	0	0	0	0
19	0	0	0	0	0	0
20	0	0	0	0	0	0

Trial Number:			12			Detection (Yes/No)
Number of Bursts in Trial:			19			
Chirp Center Frequency:			5298.672			Y
Burst	Number of Pulses	Pulse Width (Microseconds)	Chirp Width (MHz)	Pulse 1-to-2 Spacing (µsec)	Pulse 2-to-3 Spacing (µsec)	Starting Location Within Interval (µsec)
1	3	98.9	98.9	1680	1488	1381
2	2	82.3	82.3	1855	-	1716
3	3	86.7	86.7	1400	1919	1211
4	3	89.7	89.7	1068	1282	1861
5	3	98.6	98.6	1194	1461	1507
6	2	71.1	71.1	1789	-	1921
7	1	55.9	55.9	-	-	1947
8	2	67.9	67.9	1372	-	1350
9	3	84.4	84.4	1107	1443	1203
10	1	58.8	58.8	-	-	1715
11	1	65.6	65.6	-	-	1017
12	2	78.5	78.5	1704	-	1911
13	2	82.3	82.3	1686	-	1845
14	3	90.1	90.1	1071	1266	1938
15	3	90.2	90.2	1089	1950	1989
16	2	83.1	83.1	1406	-	1943
17	1	58.8	58.8	-	-	1742
18	2	77	77	1657	-	1187
19	1	55	55	-	-	1012
20	0	0	0	0	0	0

DFS Radar Parameters
FCC Radar Type 5
Channel 62 Bandwidth 40MHz

Trial Number:			13			Detection (Yes/No)
Number of Bursts in Trial:			15			
Chirp Center Frequency:			5296.272			Y
Burst	Number of Pulses	Pulse Width (Microseconds)	Chirp Width (MHz)	Pulse 1-to-2 Spacing (µsec)	Pulse 2-to-3 Spacing (µsec)	Starting Location Within Interval (µsec)
1	1	58.1	13	-	-	1929
2	1	52.1	13	-	-	1910
3	1	59.9	13	-	-	1971
4	1	60.2	13	-	-	1812
5	3	95.9	13	1906	1608	1399
6	2	79.9	13	1859	-	1626
7	2	78.5	13	1917	-	1238
8	1	53.8	13	-	-	1763
9	1	64.7	13	-	-	1800
10	1	61.4	13	-	-	1390
11	2	83.2	13	1858	-	1692
12	3	84.7	13	1677	1638	1533
13	3	88.7	13	1528	1058	1703
14	2	78.3	13	1951	-	1258
15	2	69.3	13	1717	-	1731
16	0	0	0	0	0	0
17	0	0	0	0	0	0
18	0	0	0	0	0	0
19	0	0	0	0	0	0
20	0	0	0	0	0	0

Trial Number:			14			Detection (Yes/No)
Number of Bursts in Trial:			12			
Chirp Center Frequency:			5295.072			Y
Burst	Number of Pulses	Pulse Width (Microseconds)	Chirp Width (MHz)	Pulse 1-to-2 Spacing (µsec)	Pulse 2-to-3 Spacing (µsec)	Starting Location Within Interval (µsec)
1	2	75.3	10	1612	-	1994
2	1	56.3	10	-	-	1456
3	2	67.7	10	1185	-	1617
4	1	55.6	10	-	-	1337
5	2	75.2	10	1267	-	1421
6	2	76.3	10	1305	-	1359
7	3	85.7	10	1362	1924	1547
8	3	98.4	10	1550	1249	1873
9	3	86.4	10	1439	1046	1779
10	3	93.6	10	1031	1452	1059
11	1	63.3	10	-	-	1328
12	3	92.4	10	1673	1322	1412
13	0	0	0	0	0	0
14	0	0	0	0	0	0
15	0	0	0	0	0	0
16	0	0	0	0	0	0
17	0	0	0	0	0	0
18	0	0	0	0	0	0
19	0	0	0	0	0	0
20	0	0	0	0	0	0

DFS Radar Parameters
FCC Radar Type 5
Channel 62 Bandwidth 40MHz

Trial Number:			15			Detection (Yes/No)
Number of Bursts in Trial:			19			
Chirp Center Frequency:			5298.272			Y
Burst	Number of Pulses	Pulse Width (Microseconds)	Chirp Width (MHz)	Pulse 1-to-2 Spacing (µsec)	Pulse 2-to-3 Spacing (µsec)	Starting Location Within Interval (µsec)
1	3	93.3	18	1912	1535	1983
2	2	69.1	18	1794	-	1102
3	3	86.9	18	1152	1148	1044
4	3	84.9	18	1948	1118	1894
5	2	72.3	18	1916	-	1094
6	1	51.7	18	-	-	1447
7	1	58.3	18	-	-	1429
8	1	60.8	18	-	-	1979
9	1	57.1	18	-	-	1641
10	3	88.9	18	1964	1489	1886
11	2	72	18	1297	-	1909
12	3	90.9	18	1566	1370	1261
13	1	59.8	18	-	-	1552
14	2	70	18	1291	-	1759
15	2	67.2	18	1881	-	1625
16	3	91.2	18	1832	1661	1382
17	1	56.5	18	-	-	1483
18	1	51.2	18	-	-	1237
19	2	74.1	18	1245	-	1471
20	0	0	0	0	0	0

Trial Number:			16			Detection (Yes/No)
Number of Bursts in Trial:			14			
Chirp Center Frequency:			5295.872			Y
Burst	Number of Pulses	Pulse Width (Microseconds)	Chirp Width (MHz)	Pulse 1-to-2 Spacing (µsec)	Pulse 2-to-3 Spacing (µsec)	Starting Location Within Interval (µsec)
1	2	76.9	12	1140	-	1110
2	1	50.2	12	-	-	1316
3	1	62.9	12	-	-	1520
4	1	64.7	12	-	-	1902
5	3	83.8	12	1097	1621	1410
6	1	65.4	12	-	-	1944
7	1	53.2	12	-	-	1024
8	1	51.7	12	-	-	1603
9	2	78.7	12	1168	-	1804
10	2	72.4	12	1343	-	1030
11	1	53.8	12	-	-	1327
12	2	73.6	12	1553	-	1524
13	2	66.7	12	1122	-	1722
14	2	82.5	12	1019	-	1404
15	0	0	0	0	0	0
16	0	0	0	0	0	0
17	0	0	0	0	0	0
18	0	0	0	0	0	0
19	0	0	0	0	0	0
20	0	0	0	0	0	0

DFS Radar Parameters
FCC Radar Type 5
Channel 62 Bandwidth 40MHz

Trial Number:			17			Detection (Yes/No)
Number of Bursts in Trial:			20			
Chirp Center Frequency:			5299.072			Y
Burst	Number of Pulses	Pulse Width (Microseconds)	Chirp Width (MHz)	Pulse 1-to-2 Spacing (µsec)	Pulse 2-to-3 Spacing (µsec)	Starting Location Within Interval (µsec)
1	3	87.6	20	1055	1840	1565
2	3	85.2	20	1541	1408	1735
3	3	84.8	20	1889	1463	1534
4	2	77.9	20	1460	-	1749
5	2	76.5	20	1485	-	1518
6	1	60.9	20	-	-	1540
7	2	83	20	1010	-	1080
8	2	80.4	20	1752	-	1824
9	2	67.5	20	1181	-	1764
10	1	62.1	20	-	-	1495
11	3	86.4	20	1966	1263	1773
12	3	84.3	20	1188	1788	1593
13	2	76.9	20	1537	-	1226
14	3	95.8	20	1298	1844	1192
15	1	55.2	20	-	-	1644
16	1	59	20	-	-	1402
17	3	94.5	20	1700	1283	1296
18	3	91.9	20	1978	1165	1970
19	3	85.2	20	1551	1189	1732
20	2	69.5	20	1224	-	1038

Trial Number:			18			Detection (Yes/No)
Number of Bursts in Trial:			12			
Chirp Center Frequency:			5295.072			Y
Burst	Number of Pulses	Pulse Width (Microseconds)	Chirp Width (MHz)	Pulse 1-to-2 Spacing (µsec)	Pulse 2-to-3 Spacing (µsec)	Starting Location Within Interval (µsec)
1	3	86.4	10	1918	1455	1259
2	3	92.2	10	1719	1895	1598
3	2	80.4	10	1899	-	1816
4	1	54.3	10	-	-	1335
5	1	53.1	10	-	-	1303
6	2	69.4	10	1546	-	1503
7	2	69.1	10	1639	-	1279
8	3	100	10	1438	1595	1375
9	2	79.6	10	1705	-	1239
10	3	88.4	10	1579	1623	1374
11	1	53.3	10	-	-	1016
12	1	65.3	10	-	-	1709
13	0	0	0	0	0	0
14	0	0	0	0	0	0
15	0	0	0	0	0	0
16	0	0	0	0	0	0
17	0	0	0	0	0	0
18	0	0	0	0	0	0
19	0	0	0	0	0	0
20	0	0	0	0	0	0

DFS Radar Parameters
FCC Radar Type 5
Channel 62 Bandwidth 40MHz

Trial Number:			19			Detection (Yes/No)
Number of Bursts in Trial:			14			
Chirp Center Frequency:			5295.872			Y
Burst	Number of Pulses	Pulse Width (Microseconds)	Chirp Width (MHz)	Pulse 1-to-2 Spacing (µsec)	Pulse 2-to-3 Spacing (µsec)	Starting Location Within Interval (µsec)
1	1	55.3	12	-	-	1920
2	1	58.3	12	-	-	1797
3	2	72.3	12	1039.000	-	1610
4	3	84.8	12	1761.000	1721.000	1131
5	2	82.5	12	1431.000	-	1875
6	1	63.3	12	-	-	1095
7	2	80	12	1913.000	-	1119
8	3	90.3	12	1853.000	1123.000	1660
9	3	91.1	12	1783.000	1172.000	1539
10	3	96.6	12	1036.000	1385.000	1525
11	2	82.7	12	1990.000	-	1710
12	1	50.7	12	-	-	1234
13	2	78.4	12	1109.000	-	1047
14	3	99.5	12	1965.000	1869.000	1299
15	0	0	0	0.000	0.000	0
16	0	0	0	0.000	0.000	0
17	0	0	0	0.000	0.000	0
18	0	0	0	0.000	0.000	0
19	0	0	0	0.000	0.000	0
20	0	0	0	0.000	0.000	0

Trial Number:			20			Detection (Yes/No)
Number of Bursts in Trial:			12			
Chirp Center Frequency:			5295.072			Y
Burst	Number of Pulses	Pulse Width (Microseconds)	Chirp Width (MHz)	Pulse 1-to-2 Spacing (µsec)	Pulse 2-to-3 Spacing (µsec)	Starting Location Within Interval (µsec)
1	3	88.6	10	1067	1927	1501
2	1	57.4	10	-	-	1723
3	3	96.6	10	1658	1324	1086
4	2	69.7	10	1945	-	1751
5	2	77.9	10	1317	-	1642
6	1	62	10	-	-	1866
7	3	88.4	10	1077	1366	1997
8	3	97.3	10	1896	1367	1790
9	3	96.2	10	1787	1672	1391
10	3	95.4	10	1892	1414	1020
11	1	54.8	10	-	-	1084
12	2	80.4	10	1436	-	1850
13	0	0	0	0	0	0
14	0	0	0	0	0	0
15	0	0	0	0	0	0
16	0	0	0	0	0	0
17	0	0	0	0	0	0
18	0	0	0	0	0	0
19	0	0	0	0	0	0
20	0	0	0	0	0	0

DFS Radar Parameters
FCC Radar Type 5
Channel 62 Bandwidth 40MHz

Trial Number:			21			Detection (Yes/No)
Number of Bursts in Trial:			16			
Chirp Center Frequency:			5322.928			Y
Burst	Number of Pulses	Pulse Width (Microseconds)	Chirp Width (MHz)	Pulse 1-to-2 Spacing (µsec)	Pulse 2-to-3 Spacing (µsec)	Starting Location Within Interval (µsec)
1	2	74.7	15	1611	-	1619
2	1	57.1	15	-	-	1560
3	3	91.9	15	1475	1276	1392
4	2	83.1	15	1772	-	1809
5	1	50.7	15	-	-	1003
6	2	79.2	15	1600	-	1574
7	1	58.7	15	-	-	1186
8	2	71	15	1567	-	1521
9	2	79	15	1960	-	1777
10	2	68.5	15	1428	-	1284
11	2	73.5	15	1352	-	1904
12	2	70.5	15	1115	-	1864
13	2	76.6	15	1300	-	1045
14	2	81.2	15	1675	-	1160
15	1	61.8	15	-	-	1277
16	3	94.9	15	1206	1860	1450
17	0	0	0	0	0	0
18	0	0	0	0	0	0
19	0	0	0	0	0	0
20	0	0	0	0	0	0

Trial Number:			22			Detection (Yes/No)
Number of Bursts in Trial:			12			
Chirp Center Frequency:			5325.328			Y
Burst	Number of Pulses	Pulse Width (Microseconds)	Chirp Width (MHz)	Pulse 1-to-2 Spacing (µsec)	Pulse 2-to-3 Spacing (µsec)	Starting Location Within Interval (µsec)
1	2	78.5	9	1698	-	1653
2	3	89.8	9	1962	1167	1174
3	1	59.4	9	-	-	1982
4	2	79.6	9	1890	-	1633
5	2	76	9	1811	-	1112
6	1	53.6	9	-	-	1144
7	2	80.9	9	1053	-	1220
8	1	61.6	9	-	-	1724
9	1	53.4	9	-	-	1901
10	1	59.9	9	-	-	1379
11	1	60.4	9	-	-	1453
12	3	91.4	9	1726	1227	1768
13	0	0	0	0	0	0
14	0	0	0	0	0	0
15	0	0	0	0	0	0
16	0	0	0	0	0	0
17	0	0	0	0	0	0
18	0	0	0	0	0	0
19	0	0	0	0	0	0
20	0	0	0	0	0	0

DFS Radar Parameters
FCC Radar Type 5
Channel 62 Bandwidth 40MHz

Trial Number:			23			Detection (Yes/No)
Number of Bursts in Trial:			20			
Chirp Center Frequency:			5320.928			Y
Burst	Number of Pulses	Pulse Width (Microseconds)	Chirp Width (MHz)	Pulse 1-to-2 Spacing (µsec)	Pulse 2-to-3 Spacing (µsec)	Starting Location Within Interval (µsec)
1	2	77	20	1363	-	1191
2	1	58.1	20	-	-	1248
3	1	62.1	20	-	-	1836
4	2	76.9	20	1236	-	1334
5	2	80	20	1852	-	1914
6	1	52	20	-	-	1701
7	3	88.6	20	1995	1905	1693
8	2	72.9	20	1387	-	1922
9	3	98.5	20	1746	1389	1839
10	1	57.9	20	-	-	1193
11	3	95.9	20	1870	1066	1659
12	1	53.5	20	-	-	1162
13	3	92	20	1654	1458	1745
14	1	57.3	20	-	-	1834
15	2	70.5	20	1586	-	1684
16	2	70	20	1664	-	1042
17	3	84	20	1630	1176	1765
18	2	76.1	20	1057	-	1557
19	3	93.2	20	1018	1340	1985
20	3	96.8	20	1614	1817	1760

Trial Number:			24			Detection (Yes/No)
Number of Bursts in Trial:			14			
Chirp Center Frequency:			5324.128			Y
Burst	Number of Pulses	Pulse Width (Microseconds)	Chirp Width (MHz)	Pulse 1-to-2 Spacing (µsec)	Pulse 2-to-3 Spacing (µsec)	Starting Location Within Interval (µsec)
1	1	50.1	12	-	-	1841
2	3	93.5	12	1081	1413	1590
3	2	68.8	12	1577	-	1707
4	1	56.3	12	-	-	1056
5	3	86	12	1108	1987	1953
6	2	75.2	12	1536	-	1572
7	1	54.4	12	-	-	1517
8	2	71.1	12	1243	-	1329
9	2	76.2	12	1770	-	1940
10	2	80.2	12	1209	-	1098
11	2	79.7	12	1214	-	1588
12	3	90.9	12	1862	1601	1615
13	2	68.7	12	1441	-	1377
14	2	67.4	12	1313	-	1872
15	0	0	0	0	0	0
16	0	0	0	0	0	0
17	0	0	0	0	0	0
18	0	0	0	0	0	0
19	0	0	0	0	0	0
20	0	0	0	0	0	0

DFS Radar Parameters
FCC Radar Type 5
Channel 62 Bandwidth 40MHz

Trial Number:			25			Detection (Yes/No)
Number of Bursts in Trial:			13			
Chirp Center Frequency:			5324.528			Y
Burst	Number of Pulses	Pulse Width (Microseconds)	Chirp Width (MHz)	Pulse 1-to-2 Spacing (µsec)	Pulse 2-to-3 Spacing (µsec)	Starting Location Within Interval (µsec)
1	3	94	11	1748	1941	1643
2	2	70.8	11	1201	-	1177
3	1	56.3	11	-	-	1006
4	3	96.7	11	1163	1332	1230
5	3	90.6	11	1582	1498	1217
6	2	74.5	11	1281	-	1569
7	3	92.6	11	1669	1222	1065
8	3	89	11	1135	1380	1493
9	3	96.5	11	1822	1602	1607
10	2	70.5	11	1178	-	1141
11	3	94	11	1629	1956	1009
12	1	55.8	11	-	-	1290
13	3	87.7	11	1963	1164	1435
14	0	0	0	0	0	0
15	0	0	0	0	0	0
16	0	0	0	0	0	0
17	0	0	0	0	0	0
18	0	0	0	0	0	0
19	0	0	0	0	0	0
20	0	0	0	0	0	0

Trial Number:			26			Detection (Yes/No)
Number of Bursts in Trial:			8			
Chirp Center Frequency:			5326.928			Y
Burst	Number of Pulses	Pulse Width (Microseconds)	Chirp Width (MHz)	Pulse 1-to-2 Spacing (µsec)	Pulse 2-to-3 Spacing (µsec)	Starting Location Within Interval (µsec)
1	2	68.6	5	1161	-	1306
2	2	83.1	5	1315	-	1420
3	1	60.9	5	-	-	1687
4	2	77.7	5	1158	-	1776
5	2	77.4	5	1510	-	1793
6	2	66.8	5	1323	-	1576
7	1	63.7	5	-	-	1333
8	3	91.2	5	1681	1275	1409
9	0	0	0	0	0	0
10	0	0	0	0	0	0
11	0	0	0	0	0	0
12	0	0	0	0	0	0
13	0	0	0	0	0	0
14	0	0	0	0	0	0
15	0	0	0	0	0	0
16	0	0	0	0	0	0
17	0	0	0	0	0	0
18	0	0	0	0	0	0
19	0	0	0	0	0	0
20	0	0	0	0	0	0

DFS Radar Parameters
FCC Radar Type 5
Channel 62 Bandwidth 40MHz

Trial Number:			27			Detection (Yes/No)
Number of Bursts in Trial:			17			
Chirp Center Frequency:			5322.528			Y
Burst	Number of Pulses	Pulse Width (Microseconds)	Chirp Width (MHz)	Pulse 1-to-2 Spacing (µsec)	Pulse 2-to-3 Spacing (µsec)	Starting Location Within Interval (µsec)
1	3	83.6	16	1195	1000	1632
2	3	89.4	16	1627	1656	1173
3	1	55.8	16	-	-	1532
4	3	90.9	16	1554	1998	1981
5	1	54.7	16	-	-	1825
6	3	97.7	16	1202	1250	1734
7	2	67.5	16	1434	-	1571
8	3	96.7	16	1469	1268	1589
9	2	68.3	16	1954	-	1750
10	2	78.3	16	1082	-	1591
11	1	55	16	-	-	1427
12	3	84.9	16	1936	1199	1129
13	2	74.6	16	1856	-	1959
14	1	63.3	16	-	-	1885
15	3	99.8	16	1515	1120	1035
16	1	63.6	16	-	-	1647
17	3	87.3	16	1051	1831	1931
18	0	0	0	0	0	0
19	0	0	0	0	0	0
20	0	0	0	0	0	0

Trial Number:			28			Detection (Yes/No)
Number of Bursts in Trial:			19			
Chirp Center Frequency:			5321.328			Y
Burst	Number of Pulses	Pulse Width (Microseconds)	Chirp Width (MHz)	Pulse 1-to-2 Spacing (µsec)	Pulse 2-to-3 Spacing (µsec)	Starting Location Within Interval (µsec)
1	3	85.6	19	1078	1015	1946
2	2	68.6	19	1780	-	1029
3	1	54.2	19	-	-	1111
4	1	61.2	19	-	-	1104
5	3	97.1	19	1969	1100	1157
6	3	98.3	19	1699	1622	1142
7	1	62.4	19	-	-	1655
8	2	80.2	19	1769	-	1126
9	3	87.5	19	1448	1179	1216
10	3	85.8	19	1348	1472	1847
11	3	88.1	19	1124	1631	1023
12	1	65.3	19	-	-	1848
13	1	52.5	19	-	-	1470
14	1	52.3	19	-	-	1312
15	2	74.1	19	1200	-	1915
16	1	54.9	19	-	-	1479
17	2	76.2	19	1502	-	1376
18	1	60.4	19	-	-	1758
19	2	81.5	19	1103	-	1491
20	0	0	0	0	0	0

DFS Radar Parameters
FCC Radar Type 5
Channel 62 Bandwidth 40MHz

Trial Number:			29			Detection (Yes/No)
Number of Bursts in Trial:			12			
Chirp Center Frequency:			5324.928			Y
Burst	Number of Pulses	Pulse Width (Microseconds)	Chirp Width (MHz)	Pulse 1-to-2 Spacing (µsec)	Pulse 2-to-3 Spacing (µsec)	Starting Location Within Interval (µsec)
1	1	50.5	10	-	-	1857
2	1	55.7	10	-	-	1246
3	3	85.8	10	1002	1967	1774
4	2	76.9	10	1474	-	1125
5	2	75.1	10	1052	-	1254
6	3	92.3	10	1486	1492	1180
7	2	78.1	10	1757	-	1301
8	3	92.2	10	1252	1713	1898
9	3	89	10	1706	1411	1260
10	2	70.9	10	1620	-	1578
11	1	63.1	10	-	-	1782
12	1	55.3	10	-	-	1522
13	0	0	0	0	0	0
14	0	0	0	0	0	0
15	0	0	0	0	0	0
16	0	0	0	0	0	0
17	0	0	0	0	0	0
18	0	0	0	0	0	0
19	0	0	0	0	0	0
20	0	0	0	0	0	0

Trial Number:			30			Detection (Yes/No)
Number of Bursts in Trial:			18			
Chirp Center Frequency:			5322.128			Y
Burst	Number of Pulses	Pulse Width (Microseconds)	Chirp Width (MHz)	Pulse 1-to-2 Spacing (µsec)	Pulse 2-to-3 Spacing (µsec)	Starting Location Within Interval (µsec)
1	3	83.4	17	1205	1801	1454
2	3	97.3	17	1826	1635	1319
3	3	90.4	17	1986	1674	1079
4	3	91.8	17	1151	1802	1563
5	3	98.2	17	1977	1766	1876
6	1	59.5	17	-	-	1952
7	2	80	17	1137	-	1253
8	3	86.5	17	1128	1828	1054
9	3	91.1	17	1599	1442	1105
10	3	93.5	17	1373	1087	1867
11	1	60.7	17	-	-	1033
12	2	67.2	17	1405	-	1288
13	1	61.8	17	-	-	1585
14	2	79.4	17	1667	-	1933
15	2	81.4	17	1464	-	1096
16	1	65.7	17	-	-	1496
17	2	76	17	1255	-	1733
18	2	81	17	1668	-	1326
19	0	0	0	0	0	0
20	0	0	0	0	0	0

Channel 58 Bandwidth 80MHz

DFS Radar Parameters
FCC Radar Type 1
Channel 58 Bandwidth 80MHz

Trial #	Frequency	Pulse Repetition Frequency Number (1 to 23)	Pulse Repetition Frequency (Pulses Per Second)	Pulse Repetition Interval (Microseconds)	Detection (Yes / No)
1	5313.8	8	1519.76	658	Y
2	5277.5	10	1432.66	698	Y
3	5279.0	14	1285.35	778	Y
4	5277.6	22	1066.10	938	Y
5	5291.8	21	1089.32	918	Y
6	5288.0	2	1858.74	538	Y
7	5318.2	20	1113.59	898	Y
8	5325.4	3	1792.11	558	Y
9	5261.3	7	1567.40	638	Y
10	5265.8	1	1930.50	518	Y
11	5285.7	12	1355.01	738	Y
12	5307.0	5	1672.24	598	Y
13	5289.8	17	1193.32	838	Y
14	5254.7	13	1319.26	758	Y
15	5299.3	16	1222.49	818	Y
16	5308.9	8	1519.76	658	Y
17	5266.0	10	1432.66	698	Y
18	5297.4	14	1285.35	778	Y
19	5289.6	22	1066.10	938	Y
20	5310.0	21	1089.32	918	Y
21	5325.7	2	1858.74	538	Y
22	5273.3	20	1113.59	898	Y
23	5254.1	3	1792.11	558	Y
24	5296.7	7	1567.40	638	Y
25	5253.6	1	1930.50	518	Y
26	5318.6	12	1355.01	738	Y
27	5297.7	5	1672.24	598	Y
28	5254.0	17	1193.32	838	Y
29	5259.3	13	1319.26	758	Y
30	5292.0	16	1222.49	818	Y

DFS Radar Parameters
FCC Radar Type 1
Channel 58 Bandwidth 80MHz

Trial #	Frequency	Pulse Repetition Frequency Number (1 to 23)	Pulse Repetition Frequency (Pulses Per Second)	Pulse Repetition Interval (Microseconds)	Detection (Yes / No)
1	5316.0		1675.04	597	Y
2	5282.3		361.53	2766	Y
3	5310.5		970.87	1030	Y
4	5324.3		1324.50	755	Y
5	5256.3		370.64	2698	Y
6	5294.9		355.24	2815	Y
7	5251.7		605.33	1652	Y
8	5272.7		486.62	2055	Y
9	5262.3		479.85	2084	Y
10	5287.2		536.77	1863	Y
11	5260.9		1455.60	687	Y
12	5317.7		332.23	3010	Y
13	5323.0		425.53	2350	Y
14	5261.2		368.73	2712	Y
15	5277.5		508.13	1968	Y
16	5308.0	-	1675.04	597	Y
17	5250.7		361.53	2766	Y
18	5321.4		970.87	1030	Y
19	5279.5		1324.50	755	Y
20	5280.6		370.64	2698	Y
21	5294.4		355.24	2815	Y
22	5314.8		605.33	1652	Y
23	5279.3		486.62	2055	Y
24	5301.9		479.85	2084	Y
25	5294.7		536.77	1863	Y
26	5310.7		1455.60	687	Y
27	5250.6		332.23	3010	Y
28	5328.7		425.53	2350	Y
29	5280.0		368.73	2712	Y
30	5329.5		508.13	1968	Y

DFS Radar Parameters
FCC Radar Type 2
Channel 58 Bandwidth 80MHz

Trial #	Frequency	Number Pulses per Burst	Pulse Width (Microseconds)	Pulse Repetition Interval (Microseconds)	Detection (Yes / No)
1	5317.1	25	2.60	175	Y
2	5265.0	23	1.10	153	Y
3	5286.7	27	3.70	216	Y
4	5289.1	25	2.20	188	Y
5	5312.1	23	1.40	213	Y
6	5297.1	28	4.00	154	Y
7	5261.1	26	2.90	156	Y
8	5253.3	25	2.70	219	Y
9	5301.7	24	1.80	174	Y
10	5261.8	26	2.80	228	Y
11	5330.0	28	4.40	184	Y
12	5276.1	23	1.10	155	Y
13	5297.5	25	2.60	229	Y
14	5267.4	27	3.90	220	Y
15	5281.1	28	4.20	203	Y
16	5263.7	23	1.20	218	Y
17	5322.5	24	1.60	209	Y
18	5263.8	25	2.20	224	Y
19	5294.1	27	3.70	204	Y
20	5319.5	24	2.00	230	Y
21	5279.9	28	4.40	152	Y
22	5293.1	27	3.70	163	Y
23	5312.1	25	2.40	171	Y
24	5282.0	26	2.80	206	Y
25	5258.6	25	2.70	173	Y
26	5302.4	27	3.80	151	Y
27	5300.4	29	5.00	150	Y
28	5267.4	25	2.30	169	Y
29	5270.9	27	3.30	200	Y
30	5302.4	24	1.70	160	Y

DFS Radar Parameters
FCC Radar Type 3
Channel 58 Bandwidth 80MHz

Trial #	Frequency	Number Pulses per Burst	Pulse Width (Microseconds)	Pulse Repetition Interval (Microseconds)	Detection (Yes / No)
1	5304.3	17	7.60	392	Y
2	5261.0	16	6.10	203	Y
3	5307.2	18	8.70	500	Y
4	5262.1	16	7.20	234	Y
5	5313.6	16	6.40	324	Y
6	5322.6	18	9.00	487	Y
7	5280.6	17	7.90	470	Y
8	5306.6	17	7.70	431	Y
9	5309.4	16	6.80	438	Y
10	5281.0	17	7.80	385	Y
11	5300.8	18	9.40	206	Y
12	5275.3	16	6.10	465	Y
13	5300.5	17	7.60	440	Y
14	5322.9	18	8.90	483	Y
15	5256.8	18	9.20	269	Y
16	5312.4	16	6.20	286	Y
17	5320.9	16	6.60	356	Y
18	5260.6	16	7.20	480	Y
19	5310.6	18	8.70	232	Y
20	5314.3	16	7.00	371	Y
21	5257.7	18	9.40	294	Y
22	5298.7	18	8.70	360	Y
23	5252.7	17	7.40	339	Y
24	5305.0	17	7.80	217	Y
25	5280.4	17	7.70	271	Y
26	5260.2	18	8.80	471	Y
27	5251.8	18	10.00	258	Y
28	5294.7	16	7.30	276	Y
29	5327.9	17	8.30	251	Y
30	5302.9	16	6.70	326	Y

DFS Radar Parameters
FCC Radar Type 4
Channel 58 Bandwidth 80MHz

Trial #	Frequency	Number Pulses per Burst	Pulse Width (Microseconds)	Pulse Repetition Interval (Microseconds)	Detection (Yes / No)
1	5255.6	14	14.70	392	Y
2	5300.3	12	11.30	203	Y
3	5250.4	15	17.10	500	Y
4	5280.2	13	13.60	234	Y
5	5306.6	12	12.00	324	Y
6	5285.7	15	17.70	487	Y
7	5305.8	14	15.30	470	Y
8	5256.9	14	14.80	431	Y
9	5262.4	12	12.70	438	Y
10	5306.8	14	15.10	385	Y
11	5323.2	16	18.50	206	Y
12	5301.1	12	11.30	465	Y
13	5267.5	14	14.60	440	Y
14	5323.7	15	17.40	483	Y
15	5301.0	15	18.10	269	Y
16	5312.4	12	11.40	286	Y
17	5317.0	12	12.30	356	Y
18	5292.7	13	13.80	480	Y
19	5285.4	15	17.00	232	Y
20	5301.6	13	13.30	371	Y
21	5293.3	16	18.70	294	Y
22	5250.4	15	17.10	360	Y
23	5252.9	13	14.30	339	Y
24	5299.5	14	15.00	217	Y
25	5323.4	14	14.80	271	Y
26	5264.8	15	17.30	471	Y
27	5278.8	16	20.00	258	Y
28	5282.3	13	13.90	276	Y
29	5297.5	14	16.20	251	Y
30	5312.3	12	12.70	326	Y

DFS Radar Parameters
FCC Radar Type 5
Channel 58 Bandwidth 80MHz

Trial Number:			1			Detection (Yes/No)
Number of Bursts in Trial:			15			
Chirp Center Frequency:			5290			Y
Burst	Number of Pulses	Pulse Width (Microseconds)	Chirp Width (MHz)	Pulse 1-to-2 Spacing (µsec)	Pulse 2-to-3 Spacing (µsec)	Starting Location Within Interval (µsec)
1	2	77.8	13	1477	-	1665
2	1	51.9	13	-	-	1074
3	1	63.8	13	-	-	1584
4	3	96.6	13	1786	1843	1682
5	3	85.9	13	1215	1729	1795
6	2	73.7	13	1549	-	1198
7	2	77.2	13	1819	-	1837
8	2	68.4	13	1114	-	1587
9	2	76.7	13	1155	-	2000
10	1	53.2	13	-	-	1147
11	3	85.7	13	1695	1394	1433
12	3	94.3	13	1426	1935	1670
13	2	77.6	13	1671	-	1294
14	1	65.7	13	-	-	1512
15	3	93.5	13	1130	1468	1444
16	0	0	0	0	0	0
17	0	0	0	0	0	0
18	0	0	0	0	0	0
19	0	0	0	0	0	0
20	0	0	0	0	0	0

Trial Number:			2			Detection (Yes/No)
Number of Bursts in Trial:			8			
Chirp Center Frequency:			5290			Y
Burst	Number of Pulses	Pulse Width (Microseconds)	Chirp Width (MHz)	Pulse 1-to-2 Spacing (µsec)	Pulse 2-to-3 Spacing (µsec)	Starting Location Within Interval (µsec)
1	2	75	5	1527	-	1880
2	3	99.4	5	1262	1257	1401
3	2	67.4	5	1403	-	1531
4	2	73.6	5	1041	-	1449
5	1	65.9	5	-	-	1432
6	3	83.8	5	1292	1419	1356
7	1	65.5	5	-	-	1543
8	3	98.6	5	1796	1728	1548
9	0	0	0	0	0	0
10	0	0	0	0	0	0
11	0	0	0	0	0	0
12	0	0	0	0	0	0
13	0	0	0	0	0	0
14	0	0	0	0	0	0
15	0	0	0	0	0	0
16	0	0	0	0	0	0
17	0	0	0	0	0	0
18	0	0	0	0	0	0
19	0	0	0	0	0	0
20	0	0	0	0	0	0

DFS Radar Parameters
FCC Radar Type 5
Channel 58 Bandwidth 80MHz

Trial Number:			3			Detection (Yes/No)
Number of Bursts in Trial:			11			
Chirp Center Frequency:			5290			Y
Burst	Number of Pulses	Pulse Width (Microseconds)	Chirp Width (MHz)	Pulse 1-to-2 Spacing (µsec)	Pulse 2-to-3 Spacing (µsec)	Starting Location Within Interval (µsec)
1	2	73.8	9	1538	-	1806
2	2	69.5	9	1649	-	1117
3	1	51.9	9	-	-	1651
4	3	84.6	9	1032	1271	1976
5	3	95.4	9	1903	1388	1060
6	2	68	9	1351	-	1368
7	3	89.6	9	1514	1573	1338
8	2	81.9	9	1689	-	1022
9	3	88.3	9	1330	1838	1810
10	1	53.7	9	-	-	1597
11	3	91.3	9	1106	1001	1961
12	0	0	0	0	0	0
13	0	0	0	0	0	0
14	0	0	0	0	0	0
15	0	0	0	0	0	0
16	0	0	0	0	0	0
17	0	0	0	0	0	0
18	0	0	0	0	0	0
19	0	0	0	0	0	0
20	0	0	0	0	0	0

Trial Number:			4			Detection (Yes/No)
Number of Bursts in Trial:			11			
Chirp Center Frequency:			5290			Y
Burst	Number of Pulses	Pulse Width (Microseconds)	Chirp Width (MHz)	Pulse 1-to-2 Spacing (µsec)	Pulse 2-to-3 Spacing (µsec)	Starting Location Within Interval (µsec)
1	2	68.1	19	1355	-	1339
2	1	58.7	19	-	-	1251
3	2	75.3	19	1640	-	1136
4	1	56.4	19	-	-	1753
5	3	99.7	19	1708	1159	1196
6	1	57.7	19	-	-	1013
7	1	59.5	19	-	-	1072
8	2	80	19	1369	-	1482
9	2	82	19	1197	-	1993
10	2	82.8	19	1005	-	1883
11	3	88	19	1928	1101	1061
12	3	93.2	19	1907	1223	1207
13	2	70.4	19	1360	-	1526
14	3	95.3	19	1955	1775	1171
15	2	81.9	19	1545	-	1690
16	3	98.5	19	1169	1062	1975
17	1	65	19	-	-	1767
18	3	85.4	19	1637	1425	1011
19	3	91.6	19	1445	1325	1878
20	2	67.3	19	1218	-	1091

DFS Radar Parameters
FCC Radar Type 5
Channel 58 Bandwidth 80MHz

Trial Number:			5			Detection (Yes/No)
Number of Bursts in Trial:			17			
Chirp Center Frequency:			5290			Y
Burst	Number of Pulses	Pulse Width (Microseconds)	Chirp Width (MHz)	Pulse 1-to-2 Spacing (µsec)	Pulse 2-to-3 Spacing (µsec)	Starting Location Within Interval (µsec)
1	2	67.9	16	1133	-	1320
2	1	62.3	16	-	-	1957
3	1	53.3	16	-	-	1592
4	3	90	16	1153	1346	1900
5	2	77.1	16	1646	-	1166
6	3	83.9	16	1232	1459	1278
7	3	89.1	16	1384	1939	1240
8	2	81.8	16	1676	-	1833
9	1	50.3	16	-	-	1075
10	3	87.1	16	1996	1756	1116
11	2	71.3	16	1815	-	1225
12	3	97.5	16	1465	1132	1884
13	3	90.6	16	1040	1354	1561
14	3	86.3	16	1183	1792	1596
15	3	97.6	16	1073	1361	1365
16	3	84.7	16	1718	1854	1021
17	3	99.7	16	1244	1988	1150
18	0	0	0	0	0	0
19	0	0	0	0	0	0
20	0	0	0	0	0	0

Trial Number:			6			Detection (Yes/No)
Number of Bursts in Trial:			14			
Chirp Center Frequency:			5290			Y
Burst	Number of Pulses	Pulse Width (Microseconds)	Chirp Width (MHz)	Pulse 1-to-2 Spacing (µsec)	Pulse 2-to-3 Spacing (µsec)	Starting Location Within Interval (µsec)
1	3	92.9	12	1564	1407	1085
2	2	67.7	12	1747	-	1744
3	1	65.8	12	-	-	1092
4	1	56.3	12	-	-	1851
5	1	53.7	12	-	-	1727
6	3	83.5	12	1930	1025	1679
7	1	65.8	12	-	-	1519
8	3	85.9	12	1034	1808	1134
9	2	76.3	12	1926	-	1606
10	2	81.5	12	1714	-	1891
11	3	89.4	12	1594	1827	1310
12	1	63.4	12	-	-	1568
13	2	69.6	12	1925	-	1307
14	2	74.5	12	1846	-	1264
15	0	0	0	0	0	0
16	0	0	0	0	0	0
17	0	0	0	0	0	0
18	0	0	0	0	0	0
19	0	0	0	0	0	0
20	0	0	0	0	0	0

DFS Radar Parameters
FCC Radar Type 5
Channel 58 Bandwidth 80MHz

Trial Number:			7			Detection (Yes/No)
Number of Bursts in Trial:			15			
Chirp Center Frequency:			5290			Y
Burst	Number of Pulses	Pulse Width (Microseconds)	Chirp Width (MHz)	Pulse 1-to-2 Spacing (µsec)	Pulse 2-to-3 Spacing (µsec)	Starting Location Within Interval (µsec)
1	1	52.6	10	-	-	1210
2	3	84.1	10	1725	1529	1314
3	3	97.7	10	1868	1805	1139
4	3	97.3	10	1446	1755	1341
5	3	98.8	10	1386	1302	1544
6	2	72.2	10	1184	-	1771
7	2	67.6	10	1027	-	1175
8	2	75.7	10	1871	-	1026
9	1	60.9	10	-	-	1798
10	1	64.2	10	-	-	1138
11	2	78.8	10	1604	-	1784
12	3	87.5	10	1712	1683	1511
13	0	0	0	0	0	0
14	0	0	0	0	0	0
15	0	0	0	0	0	0
16	0	0	0	0	0	0
17	0	0	0	0	0	0
18	0	0	0	0	0	0
19	0	0	0	0	0	0
20	0	0	0	0	0	0

Trial Number:			8			Detection (Yes/No)
Number of Bursts in Trial:			12			
Chirp Center Frequency:			5290			Y
Burst	Number of Pulses	Pulse Width (Microseconds)	Chirp Width (MHz)	Pulse 1-to-2 Spacing (µsec)	Pulse 2-to-3 Spacing (µsec)	Starting Location Within Interval (µsec)
1	1	52.6	10	-	-	1210
2	3	84.1	10	1725	1529	1314
3	3	97.7	10	1868	1805	1139
4	3	97.3	10	1446	1755	1341
5	3	98.8	10	1386	1302	1544
6	2	72.2	10	1184	-	1771
7	2	67.6	10	1027	-	1175
8	2	75.7	10	1871	-	1026
9	1	60.9	10	-	-	1798
10	1	64.2	10	-	-	1138
11	2	78.8	10	1604	-	1784
12	3	87.5	10	1712	1683	1511
13	0	0	0	0	0	0
14	0	0	0	0	0	0
15	0	0	0	0	0	0
16	0	0	0	0	0	0
17	0	0	0	0	0	0
18	0	0	0	0	0	0
19	0	0	0	0	0	0
20	0	0	0	0	0	0

DFS Radar Parameters
FCC Radar Type 5
Channel 58 Bandwidth 80MHz

Trial Number:			9			Detection (Yes/No)
Number of Bursts in Trial:			14			
Chirp Center Frequency:			5290			Y
Burst	Number of Pulses	Pulse Width (Microseconds)	Chirp Width (MHz)	Pulse 1-to-2 Spacing (µsec)	Pulse 2-to-3 Spacing (µsec)	Starting Location Within Interval (µsec)
1	1	54.1	13	-	-	1415
2	1	50.7	13	-	-	1221
3	1	52.3	13	-	-	1974
4	3	99.8	13	1696	1949	1558
5	2	68.4	13	1099	-	1014
6	2	80.8	13	1505	-	1736
7	1	62.5	13	-	-	1778
8	2	74.8	13	1204	-	1149
9	1	50.8	13	-	-	1049
10	1	54	13	-	-	1417
11	1	63	13	-	-	1730
12	3	91.8	13	1270	1347	1143
13	2	79.3	13	1992	-	1274
14	1	64.3	13	-	-	1937
15	0	0	0	0	0	0
16	0	0	0	0	0	0
17	0	0	0	0	0	0
18	0	0	0	0	0	0
19	0	0	0	0	0	0
20	0	0	0	0	0	0

Trial Number:			10			Detection (Yes/No)
Number of Bursts in Trial:			8			
Chirp Center Frequency:			5290			Y
Burst	Number of Pulses	Pulse Width (Microseconds)	Chirp Width (MHz)	Pulse 1-to-2 Spacing (µsec)	Pulse 2-to-3 Spacing (µsec)	Starting Location Within Interval (µsec)
1	1	63.4	6	-	-	1043
2	1	52	6	-	-	1863
3	3	97.2	6	1605	1583	1973
4	2	78.7	6	1743	-	1466
5	2	74.2	6	1219	-	1280
6	3	88.7	6	1934	1273	1293
7	1	54.3	6	-	-	1991
8	3	95.4	6	1555	1791	1580
9	0	0	0	0	0	0
10	0	0	0	0	0	0
11	0	0	0	0	0	0
12	0	0	0	0	0	0
13	0	0	0	0	0	0
14	0	0	0	0	0	0
15	0	0	0	0	0	0
16	0	0	0	0	0	0
17	0	0	0	0	0	0
18	0	0	0	0	0	0
19	0	0	0	0	0	0
20	0	0	0	0	0	0

DFS Radar Parameters
FCC Radar Type 5
Channel 58 Bandwidth 80MHz

Trial Number:			11			Detection (Yes/No)
Number of Bursts in Trial:			17			
Chirp Center Frequency:			5258.194			Y
Burst	Number of Pulses	Pulse Width (Microseconds)	Chirp Width (MHz)	Pulse 1-to-2 Spacing (µsec)	Pulse 2-to-3 Spacing (µsec)	Starting Location Within Interval (µsec)
1	2	73.7	16	1497	-	1208
2	3	97.4	16	1754	1613	1942
3	3	91.7	16	1702	1462	1999
4	1	66.2	16	-	-	1393
5	2	70.8	16	1821	-	1968
6	1	52.3	16	-	-	1740
7	2	78.9	16	1984	-	1308
8	2	70.9	16	1358	-	1050
9	2	75.6	16	1430	-	1437
10	1	59.1	16	-	-	1697
11	2	77	16	1304	-	1397
12	2	67.9	16	1083	-	1803
13	2	81.2	16	1932	-	1720
14	2	78.7	16	1121	-	1247
15	1	63.3	16	-	-	1634
16	2	68.9	16	1423	-	1849
17	1	59.3	16	-	-	1093
18	0	0	0	0	0	0
19	0	0	0	0	0	0
20	0	0	0	0	0	0

Trial Number:			12			Detection (Yes/No)
Number of Bursts in Trial:			19			
Chirp Center Frequency:			5259.394			Y
Burst	Number of Pulses	Pulse Width (Microseconds)	Chirp Width (MHz)	Pulse 1-to-2 Spacing (µsec)	Pulse 2-to-3 Spacing (µsec)	Starting Location Within Interval (µsec)
1	3	98.9	98.9	1680	1488	1381
2	2	82.3	82.3	1855	-	1716
3	3	86.7	86.7	1400	1919	1211
4	3	89.7	89.7	1068	1282	1861
5	3	98.6	98.6	1194	1461	1507
6	2	71.1	71.1	1789	-	1921
7	1	55.9	55.9	-	-	1947
8	2	67.9	67.9	1372	-	1350
9	3	84.4	84.4	1107	1443	1203
10	1	58.8	58.8	-	-	1715
11	1	65.6	65.6	-	-	1017
12	2	78.5	78.5	1704	-	1911
13	2	82.3	82.3	1686	-	1845
14	3	90.1	90.1	1071	1266	1938
15	3	90.2	90.2	1089	1950	1989
16	2	83.1	83.1	1406	-	1943
17	1	58.8	58.8	-	-	1742
18	2	77	77	1657	-	1187
19	1	55	55	-	-	1012
20	0	0	0	0	0	0

DFS Radar Parameters
FCC Radar Type 5
Channel 58 Bandwidth 80MHz

Trial Number:			13			Detection (Yes/No)
Number of Bursts in Trial:			15			
Chirp Center Frequency:			5256.994			Y
Burst	Number of Pulses	Pulse Width (Microseconds)	Chirp Width (MHz)	Pulse 1-to-2 Spacing (µsec)	Pulse 2-to-3 Spacing (µsec)	Starting Location Within Interval (µsec)
1	1	58.1	13	-	-	1929
2	1	52.1	13	-	-	1910
3	1	59.9	13	-	-	1971
4	1	60.2	13	-	-	1812
5	3	95.9	13	1906	1608	1399
6	2	79.9	13	1859	-	1626
7	2	78.5	13	1917	-	1238
8	1	53.8	13	-	-	1763
9	1	64.7	13	-	-	1800
10	1	61.4	13	-	-	1390
11	2	83.2	13	1858	-	1692
12	3	84.7	13	1677	1638	1533
13	3	88.7	13	1528	1058	1703
14	2	78.3	13	1951	-	1258
15	2	69.3	13	1717	-	1731
16	0	0	0	0	0	0
17	0	0	0	0	0	0
18	0	0	0	0	0	0
19	0	0	0	0	0	0
20	0	0	0	0	0	0

Trial Number:			14			Detection (Yes/No)
Number of Bursts in Trial:			12			
Chirp Center Frequency:			5255.794			Y
Burst	Number of Pulses	Pulse Width (Microseconds)	Chirp Width (MHz)	Pulse 1-to-2 Spacing (µsec)	Pulse 2-to-3 Spacing (µsec)	Starting Location Within Interval (µsec)
1	2	75.3	10	1612	-	1994
2	1	56.3	10	-	-	1456
3	2	67.7	10	1185	-	1617
4	1	55.6	10	-	-	1337
5	2	75.2	10	1267	-	1421
6	2	76.3	10	1305	-	1359
7	3	85.7	10	1362	1924	1547
8	3	98.4	10	1550	1249	1873
9	3	86.4	10	1439	1046	1779
10	3	93.6	10	1031	1452	1059
11	1	63.3	10	-	-	1328
12	3	92.4	10	1673	1322	1412
13	0	0	0	0	0	0
14	0	0	0	0	0	0
15	0	0	0	0	0	0
16	0	0	0	0	0	0
17	0	0	0	0	0	0
18	0	0	0	0	0	0
19	0	0	0	0	0	0
20	0	0	0	0	0	0

DFS Radar Parameters
FCC Radar Type 5
Channel 58 Bandwidth 80MHz

Trial Number:			15			Detection (Yes/No)
Number of Bursts in Trial:			19			
Chirp Center Frequency:			5258.994			Y
Burst	Number of Pulses	Pulse Width (Microseconds)	Chirp Width (MHz)	Pulse 1-to-2 Spacing (µsec)	Pulse 2-to-3 Spacing (µsec)	Starting Location Within Interval (µsec)
1	3	93.3	18	1912	1535	1983
2	2	69.1	18	1794	-	1102
3	3	86.9	18	1152	1148	1044
4	3	84.9	18	1948	1118	1894
5	2	72.3	18	1916	-	1094
6	1	51.7	18	-	-	1447
7	1	58.3	18	-	-	1429
8	1	60.8	18	-	-	1979
9	1	57.1	18	-	-	1641
10	3	88.9	18	1964	1489	1886
11	2	72	18	1297	-	1909
12	3	90.9	18	1566	1370	1261
13	1	59.8	18	-	-	1552
14	2	70	18	1291	-	1759
15	2	67.2	18	1881	-	1625
16	3	91.2	18	1832	1661	1382
17	1	56.5	18	-	-	1483
18	1	51.2	18	-	-	1237
19	2	74.1	18	1245	-	1471
20	0	0	0	0	0	0

Trial Number:			16			Detection (Yes/No)
Number of Bursts in Trial:			14			
Chirp Center Frequency:			5256.594			N
Burst	Number of Pulses	Pulse Width (Microseconds)	Chirp Width (MHz)	Pulse 1-to-2 Spacing (µsec)	Pulse 2-to-3 Spacing (µsec)	Starting Location Within Interval (µsec)
1	2	76.9	12	1140	-	1110
2	1	50.2	12	-	-	1316
3	1	62.9	12	-	-	1520
4	1	64.7	12	-	-	1902
5	3	83.8	12	1097	1621	1410
6	1	65.4	12	-	-	1944
7	1	53.2	12	-	-	1024
8	1	51.7	12	-	-	1603
9	2	78.7	12	1168	-	1804
10	2	72.4	12	1343	-	1030
11	1	53.8	12	-	-	1327
12	2	73.6	12	1553	-	1524
13	2	66.7	12	1122	-	1722
14	2	82.5	12	1019	-	1404
15	0	0	0	0	0	0
16	0	0	0	0	0	0
17	0	0	0	0	0	0
18	0	0	0	0	0	0
19	0	0	0	0	0	0
20	0	0	0	0	0	0

DFS Radar Parameters
FCC Radar Type 5
Channel 58 Bandwidth 80MHz

Trial Number:			17			Detection (Yes/No)
Number of Bursts in Trial:			20			
Chirp Center Frequency:			5259.794			Y
Burst	Number of Pulses	Pulse Width (Microseconds)	Chirp Width (MHz)	Pulse 1-to-2 Spacing (µsec)	Pulse 2-to-3 Spacing (µsec)	Starting Location Within Interval (µsec)
1	3	87.6	20	1055	1840	1565
2	3	85.2	20	1541	1408	1735
3	3	84.8	20	1889	1463	1534
4	2	77.9	20	1460	-	1749
5	2	76.5	20	1485	-	1518
6	1	60.9	20	-	-	1540
7	2	83	20	1010	-	1080
8	2	80.4	20	1752	-	1824
9	2	67.5	20	1181	-	1764
10	1	62.1	20	-	-	1495
11	3	86.4	20	1966	1263	1773
12	3	84.3	20	1188	1788	1593
13	2	76.9	20	1537	-	1226
14	3	95.8	20	1298	1844	1192
15	1	55.2	20	-	-	1644
16	1	59	20	-	-	1402
17	3	94.5	20	1700	1283	1296
18	3	91.9	20	1978	1165	1970
19	3	85.2	20	1551	1189	1732
20	2	69.5	20	1224	-	1038

Trial Number:			18			Detection (Yes/No)
Number of Bursts in Trial:			12			
Chirp Center Frequency:			5255.794			Y
Burst	Number of Pulses	Pulse Width (Microseconds)	Chirp Width (MHz)	Pulse 1-to-2 Spacing (µsec)	Pulse 2-to-3 Spacing (µsec)	Starting Location Within Interval (µsec)
1	3	86.4	10	1918	1455	1259
2	3	92.2	10	1719	1895	1598
3	2	80.4	10	1899	-	1816
4	1	54.3	10	-	-	1335
5	1	53.1	10	-	-	1303
6	2	69.4	10	1546	-	1503
7	2	69.1	10	1639	-	1279
8	3	100	10	1438	1595	1375
9	2	79.6	10	1705	-	1239
10	3	88.4	10	1579	1623	1374
11	1	53.3	10	-	-	1016
12	1	65.3	10	-	-	1709
13	0	0	0	0	0	0
14	0	0	0	0	0	0
15	0	0	0	0	0	0
16	0	0	0	0	0	0
17	0	0	0	0	0	0
18	0	0	0	0	0	0
19	0	0	0	0	0	0
20	0	0	0	0	0	0

DFS Radar Parameters
FCC Radar Type 5
Channel 58 Bandwidth 80MHz

Trial Number:			19			Detection (Yes/No)
Number of Bursts in Trial:			14			
Chirp Center Frequency:			5256.594			Y
Burst	Number of Pulses	Pulse Width (Microseconds)	Chirp Width (MHz)	Pulse 1-to-2 Spacing (µsec)	Pulse 2-to-3 Spacing (µsec)	Starting Location Within Interval (µsec)
1	1	55.3	12	-	-	1920
2	1	58.3	12	-	-	1797
3	2	72.3	12	1039.000	-	1610
4	3	84.8	12	1761.000	1721.000	1131
5	2	82.5	12	1431.000	-	1875
6	1	63.3	12	-	-	1095
7	2	80	12	1913.000	-	1119
8	3	90.3	12	1853.000	1123.000	1660
9	3	91.1	12	1783.000	1172.000	1539
10	3	96.6	12	1036.000	1385.000	1525
11	2	82.7	12	1990.000	-	1710
12	1	50.7	12	-	-	1234
13	2	78.4	12	1109.000	-	1047
14	3	99.5	12	1965.000	1869.000	1299
15	0	0	0	0.000	0.000	0
16	0	0	0	0.000	0.000	0
17	0	0	0	0.000	0.000	0
18	0	0	0	0.000	0.000	0
19	0	0	0	0.000	0.000	0
20	0	0	0	0.000	0.000	0

Trial Number:			20			Detection (Yes/No)
Number of Bursts in Trial:			12			
Chirp Center Frequency:			5255.794			Y
Burst	Number of Pulses	Pulse Width (Microseconds)	Chirp Width (MHz)	Pulse 1-to-2 Spacing (µsec)	Pulse 2-to-3 Spacing (µsec)	Starting Location Within Interval (µsec)
1	3	88.6	10	1067	1927	1501
2	1	57.4	10	-	-	1723
3	3	96.6	10	1658	1324	1086
4	2	69.7	10	1945	-	1751
5	2	77.9	10	1317	-	1642
6	1	62	10	-	-	1866
7	3	88.4	10	1077	1366	1997
8	3	97.3	10	1896	1367	1790
9	3	96.2	10	1787	1672	1391
10	3	95.4	10	1892	1414	1020
11	1	54.8	10	-	-	1084
12	2	80.4	10	1436	-	1850
13	0	0	0	0	0	0
14	0	0	0	0	0	0
15	0	0	0	0	0	0
16	0	0	0	0	0	0
17	0	0	0	0	0	0
18	0	0	0	0	0	0
19	0	0	0	0	0	0
20	0	0	0	0	0	0

DFS Radar Parameters
FCC Radar Type 5
Channel 58 Bandwidth 80MHz

Trial Number:			21			Detection (Yes/No)
Number of Bursts in Trial:			16			
Chirp Center Frequency:			5322.206			Y
Burst	Number of Pulses	Pulse Width (Microseconds)	Chirp Width (MHz)	Pulse 1-to-2 Spacing (µsec)	Pulse 2-to-3 Spacing (µsec)	Starting Location Within Interval (µsec)
1	2	74.7	15	1611	-	1619
2	1	57.1	15	-	-	1560
3	3	91.9	15	1475	1276	1392
4	2	83.1	15	1772	-	1809
5	1	50.7	15	-	-	1003
6	2	79.2	15	1600	-	1574
7	1	58.7	15	-	-	1186
8	2	71	15	1567	-	1521
9	2	79	15	1960	-	1777
10	2	68.5	15	1428	-	1284
11	2	73.5	15	1352	-	1904
12	2	70.5	15	1115	-	1864
13	2	76.6	15	1300	-	1045
14	2	81.2	15	1675	-	1160
15	1	61.8	15	-	-	1277
16	3	94.9	15	1206	1860	1450
17	0	0	0	0	0	0
18	0	0	0	0	0	0
19	0	0	0	0	0	0
20	0	0	0	0	0	0

Trial Number:			22			Detection (Yes/No)
Number of Bursts in Trial:			12			
Chirp Center Frequency:			5324.606			Y
Burst	Number of Pulses	Pulse Width (Microseconds)	Chirp Width (MHz)	Pulse 1-to-2 Spacing (µsec)	Pulse 2-to-3 Spacing (µsec)	Starting Location Within Interval (µsec)
1	2	78.5	9	1698	-	1653
2	3	89.8	9	1962	1167	1174
3	1	59.4	9	-	-	1982
4	2	79.6	9	1890	-	1633
5	2	76	9	1811	-	1112
6	1	53.6	9	-	-	1144
7	2	80.9	9	1053	-	1220
8	1	61.6	9	-	-	1724
9	1	53.4	9	-	-	1901
10	1	59.9	9	-	-	1379
11	1	60.4	9	-	-	1453
12	3	91.4	9	1726	1227	1768
13	0	0	0	0	0	0
14	0	0	0	0	0	0
15	0	0	0	0	0	0
16	0	0	0	0	0	0
17	0	0	0	0	0	0
18	0	0	0	0	0	0
19	0	0	0	0	0	0
20	0	0	0	0	0	0

DFS Radar Parameters
FCC Radar Type 5
Channel 58 Bandwidth 80MHz

Trial Number:			23			Detection (Yes/No)
Number of Bursts in Trial:			20			
Chirp Center Frequency:			5320.206			Y
Burst	Number of Pulses	Pulse Width (Microseconds)	Chirp Width (MHz)	Pulse 1-to-2 Spacing (µsec)	Pulse 2-to-3 Spacing (µsec)	Starting Location Within Interval (µsec)
1	2	77	20	1363	-	1191
2	1	58.1	20	-	-	1248
3	1	62.1	20	-	-	1836
4	2	76.9	20	1236	-	1334
5	2	80	20	1852	-	1914
6	1	52	20	-	-	1701
7	3	88.6	20	1995	1905	1693
8	2	72.9	20	1387	-	1922
9	3	98.5	20	1746	1389	1839
10	1	57.9	20	-	-	1193
11	3	95.9	20	1870	1066	1659
12	1	53.5	20	-	-	1162
13	3	92	20	1654	1458	1745
14	1	57.3	20	-	-	1834
15	2	70.5	20	1586	-	1684
16	2	70	20	1664	-	1042
17	3	84	20	1630	1176	1765
18	2	76.1	20	1057	-	1557
19	3	93.2	20	1018	1340	1985
20	3	96.8	20	1614	1817	1760

Trial Number:			24			Detection (Yes/No)
Number of Bursts in Trial:			14			
Chirp Center Frequency:			5323.406			Y
Burst	Number of Pulses	Pulse Width (Microseconds)	Chirp Width (MHz)	Pulse 1-to-2 Spacing (µsec)	Pulse 2-to-3 Spacing (µsec)	Starting Location Within Interval (µsec)
1	1	50.1	12	-	-	1841
2	3	93.5	12	1081	1413	1590
3	2	68.8	12	1577	-	1707
4	1	56.3	12	-	-	1056
5	3	86	12	1108	1987	1953
6	2	75.2	12	1536	-	1572
7	1	54.4	12	-	-	1517
8	2	71.1	12	1243	-	1329
9	2	76.2	12	1770	-	1940
10	2	80.2	12	1209	-	1098
11	2	79.7	12	1214	-	1588
12	3	90.9	12	1862	1601	1615
13	2	68.7	12	1441	-	1377
14	2	67.4	12	1313	-	1872
15	0	0	0	0	0	0
16	0	0	0	0	0	0
17	0	0	0	0	0	0
18	0	0	0	0	0	0
19	0	0	0	0	0	0
20	0	0	0	0	0	0

DFS Radar Parameters
FCC Radar Type 5
Channel 58 Bandwidth 80MHz

Trial Number:			25			Detection (Yes/No)
Number of Bursts in Trial:			13			
Chirp Center Frequency:			5323.806			Y
Burst	Number of Pulses	Pulse Width (Microseconds)	Chirp Width (MHz)	Pulse 1-to-2 Spacing (µsec)	Pulse 2-to-3 Spacing (µsec)	Starting Location Within Interval (µsec)
1	3	94	11	1748	1941	1643
2	2	70.8	11	1201	-	1177
3	1	56.3	11	-	-	1006
4	3	96.7	11	1163	1332	1230
5	3	90.6	11	1582	1498	1217
6	2	74.5	11	1281	-	1569
7	3	92.6	11	1669	1222	1065
8	3	89	11	1135	1380	1493
9	3	96.5	11	1822	1602	1607
10	2	70.5	11	1178	-	1141
11	3	94	11	1629	1956	1009
12	1	55.8	11	-	-	1290
13	3	87.7	11	1963	1164	1435
14	0	0	0	0	0	0
15	0	0	0	0	0	0
16	0	0	0	0	0	0
17	0	0	0	0	0	0
18	0	0	0	0	0	0
19	0	0	0	0	0	0
20	0	0	0	0	0	0

Trial Number:			26			Detection (Yes/No)
Number of Bursts in Trial:			8			
Chirp Center Frequency:			5326.206			Y
Burst	Number of Pulses	Pulse Width (Microseconds)	Chirp Width (MHz)	Pulse 1-to-2 Spacing (µsec)	Pulse 2-to-3 Spacing (µsec)	Starting Location Within Interval (µsec)
1	2	68.6	5	1161	-	1306
2	2	83.1	5	1315	-	1420
3	1	60.9	5	-	-	1687
4	2	77.7	5	1158	-	1776
5	2	77.4	5	1510	-	1793
6	2	66.8	5	1323	-	1576
7	1	63.7	5	-	-	1333
8	3	91.2	5	1681	1275	1409
9	0	0	0	0	0	0
10	0	0	0	0	0	0
11	0	0	0	0	0	0
12	0	0	0	0	0	0
13	0	0	0	0	0	0
14	0	0	0	0	0	0
15	0	0	0	0	0	0
16	0	0	0	0	0	0
17	0	0	0	0	0	0
18	0	0	0	0	0	0
19	0	0	0	0	0	0
20	0	0	0	0	0	0

DFS Radar Parameters
FCC Radar Type 5
Channel 58 Bandwidth 80MHz

Trial Number:			27			Detection (Yes/No)
Number of Bursts in Trial:			17			
Chirp Center Frequency:			5321.806			Y
Burst	Number of Pulses	Pulse Width (Microseconds)	Chirp Width (MHz)	Pulse 1-to-2 Spacing (µsec)	Pulse 2-to-3 Spacing (µsec)	Starting Location Within Interval (µsec)
1	3	83.6	16	1195	1000	1632
2	3	89.4	16	1627	1656	1173
3	1	55.8	16	-	-	1532
4	3	90.9	16	1554	1998	1981
5	1	54.7	16	-	-	1825
6	3	97.7	16	1202	1250	1734
7	2	67.5	16	1434	-	1571
8	3	96.7	16	1469	1268	1589
9	2	68.3	16	1954	-	1750
10	2	78.3	16	1082	-	1591
11	1	55	16	-	-	1427
12	3	84.9	16	1936	1199	1129
13	2	74.6	16	1856	-	1959
14	1	63.3	16	-	-	1885
15	3	99.8	16	1515	1120	1035
16	1	63.6	16	-	-	1647
17	3	87.3	16	1051	1831	1931
18	0	0	0	0	0	0
19	0	0	0	0	0	0
20	0	0	0	0	0	0

Trial Number:			28			Detection (Yes/No)
Number of Bursts in Trial:			19			
Chirp Center Frequency:			5320.606			Y
Burst	Number of Pulses	Pulse Width (Microseconds)	Chirp Width (MHz)	Pulse 1-to-2 Spacing (µsec)	Pulse 2-to-3 Spacing (µsec)	Starting Location Within Interval (µsec)
1	3	85.6	19	1078	1015	1946
2	2	68.6	19	1780	-	1029
3	1	54.2	19	-	-	1111
4	1	61.2	19	-	-	1104
5	3	97.1	19	1969	1100	1157
6	3	98.3	19	1699	1622	1142
7	1	62.4	19	-	-	1655
8	2	80.2	19	1769	-	1126
9	3	87.5	19	1448	1179	1216
10	3	85.8	19	1348	1472	1847
11	3	88.1	19	1124	1631	1023
12	1	65.3	19	-	-	1848
13	1	52.5	19	-	-	1470
14	1	52.3	19	-	-	1312
15	2	74.1	19	1200	-	1915
16	1	54.9	19	-	-	1479
17	2	76.2	19	1502	-	1376
18	1	60.4	19	-	-	1758
19	2	81.5	19	1103	-	1491
20	0	0	0	0	0	0

DFS Radar Parameters
FCC Radar Type 5
Channel 58 Bandwidth 80MHz

Trial Number:			29			Detection (Yes/No)
Number of Bursts in Trial:			12			
Chirp Center Frequency:			5324.206			Y
Burst	Number of Pulses	Pulse Width (Microseconds)	Chirp Width (MHz)	Pulse 1-to-2 Spacing (µsec)	Pulse 2-to-3 Spacing (µsec)	Starting Location Within Interval (µsec)
1	1	50.5	10	-	-	1857
2	1	55.7	10	-	-	1246
3	3	85.8	10	1002	1967	1774
4	2	76.9	10	1474	-	1125
5	2	75.1	10	1052	-	1254
6	3	92.3	10	1486	1492	1180
7	2	78.1	10	1757	-	1301
8	3	92.2	10	1252	1713	1898
9	3	89	10	1706	1411	1260
10	2	70.9	10	1620	-	1578
11	1	63.1	10	-	-	1782
12	1	55.3	10	-	-	1522
13	0	0	0	0	0	0
14	0	0	0	0	0	0
15	0	0	0	0	0	0
16	0	0	0	0	0	0
17	0	0	0	0	0	0
18	0	0	0	0	0	0
19	0	0	0	0	0	0
20	0	0	0	0	0	0

Trial Number:			30			Detection (Yes/No)
Number of Bursts in Trial:			18			
Chirp Center Frequency:			5321.406			Y
Burst	Number of Pulses	Pulse Width (Microseconds)	Chirp Width (MHz)	Pulse 1-to-2 Spacing (µsec)	Pulse 2-to-3 Spacing (µsec)	Starting Location Within Interval (µsec)
1	3	83.4	17	1205	1801	1454
2	3	97.3	17	1826	1635	1319
3	3	90.4	17	1986	1674	1079
4	3	91.8	17	1151	1802	1563
5	3	98.2	17	1977	1766	1876
6	1	59.5	17	-	-	1952
7	2	80	17	1137	-	1253
8	3	86.5	17	1128	1828	1054
9	3	91.1	17	1599	1442	1105
10	3	93.5	17	1373	1087	1867
11	1	60.7	17	-	-	1033
12	2	67.2	17	1405	-	1288
13	1	61.8	17	-	-	1585
14	2	79.4	17	1667	-	1933
15	2	81.4	17	1464	-	1096
16	1	65.7	17	-	-	1496
17	2	76	17	1255	-	1733
18	2	81	17	1668	-	1326
19	0	0	0	0	0	0
20	0	0	0	0	0	0

Channel 100 Bandwidth 20MHz

DFS Radar Parameters
FCC Radar Type 1 Test A
Channel 100 Bandwidth 20MHz

Trial #	Frequency	Pulse Repetition Frequency Number (1 to 23)	Pulse Repetition Frequency (Pulses Per Second)	Pulse Repetition Interval (Microseconds)	Detection (Yes / No)
1	5508.1	3	1792.11	558	Y
2	5496.7	19	1138.95	878	Y
3	5490.3	12	1355.01	738	Y
4	5504.3	13	1319.26	758	Y
5	5493.5	8	1519.76	658	Y
6	5507.2	4	1730.10	578	Y
7	5500.9	6	1618.12	618	Y
8	5505.5	16	1222.49	818	Y
9	5490.5	1	1930.50	518	Y
10	5492.7	2	1858.74	538	Y
11	5501.4	7	1567.40	638	Y
12	5509.7	11	1392.76	718	Y
13	5494.1	22	1066.10	938	Y
14	5505.3	5	1672.24	598	Y
15	5490.0	9	1474.93	678	Y
16	5505.4	3	1792.11	558	Y
17	5493.5	19	1138.95	878	Y
18	5491.7	12	1355.01	738	Y
19	5491.0	13	1319.26	758	Y
20	5491.3	8	1519.76	658	Y
21	5490.2	4	1730.10	578	Y
22	5509.5	6	1618.12	618	Y
23	5494.1	16	1222.49	818	Y
24	5495.2	1	1930.50	518	Y
25	5499.5	2	1858.74	538	Y
26	5493.1	7	1567.40	638	Y
27	5505.1	11	1392.76	718	Y
28	5490.0	22	1066.10	938	Y
29	5502.0	5	1672.24	598	Y
30	5494.2	9	1474.93	678	Y

DFS Radar Parameters
FCC Radar Type 1 Test B
Channel 100 Bandwidth 20MHz

Trial #	Frequency	Pulse Repetition Frequency Number (1 to 23)	Pulse Repetition Frequency (Pulses Per Second)	Pulse Repetition Interval (Microseconds)	Detection (Yes / No)
1	5503.9		1141.55	876	Y
2	5499.3		509.16	1964	Y
3	5500.2		567.21	1763	Y
4	5496.3		380.52	2628	Y
5	5490.0		830.56	1204	Y
6	5492.3		369.69	2705	Y
7	5505.9		1104.97	905	Y
8	5508.2		862.81	1159	Y
9	5504.9		590.32	1694	Y
10	5495.0		358.68	2788	Y
11	5492.8		480.77	2080	Y
12	5491.9		1022.49	978	Y
13	5507.3		1410.44	709	Y
14	5503.0		581.06	1721	Y
15	5502.3		524.66	1906	Y
16	5497.0	-	1141.55	876	Y
17	5493.4		509.16	1964	Y
18	5498.6		567.21	1763	Y
19	5508.8		380.52	2628	Y
20	5498.7		830.56	1204	Y
21	5494.0		369.69	2705	Y
22	5505.3		1104.97	905	Y
23	5504.4		862.81	1159	Y
24	5494.9		590.32	1694	Y
25	5509.8		358.68	2788	Y
26	5510.0		480.77	2080	Y
27	5500.7		1022.49	978	Y
28	5503.9		1410.44	709	Y
29	5501.3		581.06	1721	Y
30	5499.4		524.66	1906	Y

DFS Radar Parameters
FCC Radar Type 2
Channel 100 Bandwidth 20MHz

Trial #	Frequency	Number Pulses per Burst	Pulse Width (Microseconds)	Pulse Repetition Interval (Microseconds)	Detection (Yes / No)
1	5499.8	29	5.00	204	Y
2	5505.9	29	4.70	213	Y
3	5506.5	28	4.10	196	Y
4	5490.9	29	4.80	188	Y
5	5510.0	26	2.90	194	Y
6	5509.7	25	2.40	199	Y
7	5493.0	28	4.30	155	Y
8	5503.3	29	4.80	161	Y
9	5501.8	26	3.30	162	Y
10	5491.3	26	3.30	209	Y
11	5506.8	23	1.10	186	Y
12	5497.0	25	2.50	224	Y
13	5492.1	26	2.90	225	Y
14	5501.8	24	2.10	166	Y
15	5502.3	29	4.60	165	Y
16	5499.5	29	4.70	197	Y
17	5503.4	25	2.60	190	Y
18	5507.9	24	1.70	173	Y
19	5490.5	28	4.00	182	Y
20	5508.1	25	2.70	214	Y
21	5506.3	24	2.00	220	Y
22	5509.6	25	2.70	154	Y
23	5493.6	29	4.50	228	Y
24	5500.5	26	3.00	156	Y
25	5503.1	28	3.90	219	Y
26	5509.9	27	3.50	160	Y
27	5497.7	27	3.30	163	Y
28	5491.2	24	1.70	200	Y
29	5500.0	25	2.60	170	Y
30	5493.0	27	3.50	178	Y

DFS Radar Parameters
FCC Radar Type 3
Channel 100 Bandwidth 20MHz

Trial #	Frequency	Number Pulses per Burst	Pulse Width (Microseconds)	Pulse Repetition Interval (Microseconds)	Detection (Yes / No)
1	5497.6	18	10.00	448	Y
2	5496.3	18	9.70	378	Y
3	5502.7	18	9.10	346	Y
4	5495.6	18	9.80	451	Y
5	5501.1	17	7.90	406	Y
6	5502.5	17	7.40	473	Y
7	5504.8	18	9.30	416	Y
8	5496.7	18	9.80	499	Y
9	5495.2	17	8.30	207	Y
10	5491.7	17	8.30	286	Y
11	5507.5	16	6.10	404	Y
12	5494.4	17	7.50	407	Y
13	5497.5	17	7.90	295	Y
14	5492.1	16	7.10	223	Y
15	5503.8	18	9.60	218	Y
16	5491.3	18	9.70	372	Y
17	5491.6	17	7.60	252	Y
18	5492.9	16	6.70	484	Y
19	5508.1	18	9.00	250	Y
20	5499.9	17	7.70	302	Y
21	5506.2	16	7.00	261	Y
22	5492.2	17	7.70	321	Y
23	5497.2	18	9.50	382	Y
24	5505.5	17	8.00	233	Y
25	5503.2	18	8.90	364	Y
26	5506.9	17	8.50	327	Y
27	5500.2	17	8.30	481	Y
28	5498.1	16	6.70	500	Y
29	5505.8	17	7.60	400	Y
30	5507.0	17	8.50	201	Y

DFS Radar Parameters
FCC Radar Type 4
Channel 100 Bandwidth 20MHz

Trial #	Frequency	Number Pulses per Burst	Pulse Width (Microseconds)	Pulse Repetition Interval (Microseconds)	Detection (Yes / No)
1	5501.7	16	19.90	448	Y
2	5498.7	16	19.40	378	Y
3	5509.9	15	18.00	346	Y
4	5492.7	16	19.50	451	Y
5	5503.4	14	15.20	406	Y
6	5506.3	13	14.20	473	Y
7	5499.1	16	18.50	416	Y
8	5506.3	16	19.40	499	Y
9	5509.2	14	16.10	207	Y
10	5493.1	14	16.10	286	Y
11	5504.9	12	11.30	404	Y
12	5499.6	13	14.50	407	Y
13	5503.7	14	15.20	295	Y
14	5495.8	13	13.40	223	Y
15	5502.1	16	19.10	218	Y
16	5493.7	16	19.40	372	Y
17	5500.8	14	14.70	252	Y
18	5508.2	12	12.50	484	Y
19	5496.8	15	17.80	250	Y
20	5490.1	14	14.80	302	Y
21	5501.4	13	13.20	261	Y
22	5498.4	14	14.70	321	Y
23	5495.0	16	18.90	382	Y
24	5500.5	14	15.40	233	Y
25	5505.8	15	17.50	364	Y
26	5491.2	15	16.60	327	Y
27	5496.6	14	16.20	481	Y
28	5501.6	12	12.60	500	Y
29	5491.2	14	14.70	400	Y
30	5505.4	15	16.50	201	Y

DFS Radar Parameters
FCC Radar Type 5
Channel 100 Bandwidth 20MHz

Trial Number:			1			Detection (Yes/No)
Number of Bursts in Trial:			15			
Chirp Center Frequency:			5500			Y
Burst	Number of Pulses	Pulse Width (Microseconds)	Chirp Width (MHz)	Pulse 1-to-2 Spacing (µsec)	Pulse 2-to-3 Spacing (µsec)	Starting Location Within Interval (µsec)
1	2	77.8	13	1477	-	1665
2	1	51.9	13	-	-	1074
3	1	63.8	13	-	-	1584
4	3	96.6	13	1786	1843	1682
5	3	85.9	13	1215	1729	1795
6	2	73.7	13	1549	-	1198
7	2	77.2	13	1819	-	1837
8	2	68.4	13	1114	-	1587
9	2	76.7	13	1155	-	2000
10	1	53.2	13	-	-	1147
11	3	85.7	13	1695	1394	1433
12	3	94.3	13	1426	1935	1670
13	2	77.6	13	1671	-	1294
14	1	65.7	13	-	-	1512
15	3	93.5	13	1130	1468	1444
16	0	0	0	0	0	0
17	0	0	0	0	0	0
18	0	0	0	0	0	0
19	0	0	0	0	0	0
20	0	0	0	0	0	0

Trial Number:			2			Detection (Yes/No)
Number of Bursts in Trial:			8			
Chirp Center Frequency:			5500			Y
Burst	Number of Pulses	Pulse Width (Microseconds)	Chirp Width (MHz)	Pulse 1-to-2 Spacing (µsec)	Pulse 2-to-3 Spacing (µsec)	Starting Location Within Interval (µsec)
1	2	75	5	1527	-	1880
2	3	99.4	5	1262	1257	1401
3	2	67.4	5	1403	-	1531
4	2	73.6	5	1041	-	1449
5	1	65.9	5	-	-	1432
6	3	83.8	5	1292	1419	1356
7	1	65.5	5	-	-	1543
8	3	98.6	5	1796	1728	1548
9	0	0	0	0	0	0
10	0	0	0	0	0	0
11	0	0	0	0	0	0
12	0	0	0	0	0	0
13	0	0	0	0	0	0
14	0	0	0	0	0	0
15	0	0	0	0	0	0
16	0	0	0	0	0	0
17	0	0	0	0	0	0
18	0	0	0	0	0	0
19	0	0	0	0	0	0
20	0	0	0	0	0	0

DFS Radar Parameters
FCC Radar Type 5
Channel 100 Bandwidth 20MHz

Trial Number:			3			Detection (Yes/No)
Number of Bursts in Trial:			11			
Chirp Center Frequency:			5500			Y
Burst	Number of Pulses	Pulse Width (Microseconds)	Chirp Width (MHz)	Pulse 1-to-2 Spacing (µsec)	Pulse 2-to-3 Spacing (µsec)	Starting Location Within Interval (µsec)
1	2	73.8	9	1538	-	1806
2	2	69.5	9	1649	-	1117
3	1	51.9	9	-	-	1651
4	3	84.6	9	1032	1271	1976
5	3	95.4	9	1903	1388	1060
6	2	68	9	1351	-	1368
7	3	89.6	9	1514	1573	1338
8	2	81.9	9	1689	-	1022
9	3	88.3	9	1330	1838	1810
10	1	53.7	9	-	-	1597
11	3	91.3	9	1106	1001	1961
12	0	0	0	0	0	0
13	0	0	0	0	0	0
14	0	0	0	0	0	0
15	0	0	0	0	0	0
16	0	0	0	0	0	0
17	0	0	0	0	0	0
18	0	0	0	0	0	0
19	0	0	0	0	0	0
20	0	0	0	0	0	0

Trial Number:			4			Detection (Yes/No)
Number of Bursts in Trial:			11			
Chirp Center Frequency:			5500			Y
Burst	Number of Pulses	Pulse Width (Microseconds)	Chirp Width (MHz)	Pulse 1-to-2 Spacing (µsec)	Pulse 2-to-3 Spacing (µsec)	Starting Location Within Interval (µsec)
1	2	68.1	19	1355	-	1339
2	1	58.7	19	-	-	1251
3	2	75.3	19	1640	-	1136
4	1	56.4	19	-	-	1753
5	3	99.7	19	1708	1159	1196
6	1	57.7	19	-	-	1013
7	1	59.5	19	-	-	1072
8	2	80	19	1369	-	1482
9	2	82	19	1197	-	1993
10	2	82.8	19	1005	-	1883
11	3	88	19	1928	1101	1061
12	3	93.2	19	1907	1223	1207
13	2	70.4	19	1360	-	1526
14	3	95.3	19	1955	1775	1171
15	2	81.9	19	1545	-	1690
16	3	98.5	19	1169	1062	1975
17	1	65	19	-	-	1767
18	3	85.4	19	1637	1425	1011
19	3	91.6	19	1445	1325	1878
20	2	67.3	19	1218	-	1091

DFS Radar Parameters
FCC Radar Type 5
Channel 100 Bandwidth 20MHz

Trial Number:			5			Detection (Yes/No)
Number of Bursts in Trial:			17			
Chirp Center Frequency:			5500			Y
Burst	Number of Pulses	Pulse Width (Microseconds)	Chirp Width (MHz)	Pulse 1-to-2 Spacing (µsec)	Pulse 2-to-3 Spacing (µsec)	Starting Location Within Interval (µsec)
1	2	67.9	16	1133	-	1320
2	1	62.3	16	-	-	1957
3	1	53.3	16	-	-	1592
4	3	90	16	1153	1346	1900
5	2	77.1	16	1646	-	1166
6	3	83.9	16	1232	1459	1278
7	3	89.1	16	1384	1939	1240
8	2	81.8	16	1676	-	1833
9	1	50.3	16	-	-	1075
10	3	87.1	16	1996	1756	1116
11	2	71.3	16	1815	-	1225
12	3	97.5	16	1465	1132	1884
13	3	90.6	16	1040	1354	1561
14	3	86.3	16	1183	1792	1596
15	3	97.6	16	1073	1361	1365
16	3	84.7	16	1718	1854	1021
17	3	99.7	16	1244	1988	1150
18	0	0	0	0	0	0
19	0	0	0	0	0	0
20	0	0	0	0	0	0

Trial Number:			6			Detection (Yes/No)
Number of Bursts in Trial:			14			
Chirp Center Frequency:			5500			Y
Burst	Number of Pulses	Pulse Width (Microseconds)	Chirp Width (MHz)	Pulse 1-to-2 Spacing (µsec)	Pulse 2-to-3 Spacing (µsec)	Starting Location Within Interval (µsec)
1	3	92.9	12	1564	1407	1085
2	2	67.7	12	1747	-	1744
3	1	65.8	12	-	-	1092
4	1	56.3	12	-	-	1851
5	1	53.7	12	-	-	1727
6	3	83.5	12	1930	1025	1679
7	1	65.8	12	-	-	1519
8	3	85.9	12	1034	1808	1134
9	2	76.3	12	1926	-	1606
10	2	81.5	12	1714	-	1891
11	3	89.4	12	1594	1827	1310
12	1	63.4	12	-	-	1568
13	2	69.6	12	1925	-	1307
14	2	74.5	12	1846	-	1264
15	0	0	0	0	0	0
16	0	0	0	0	0	0
17	0	0	0	0	0	0
18	0	0	0	0	0	0
19	0	0	0	0	0	0
20	0	0	0	0	0	0

DFS Radar Parameters
FCC Radar Type 5
Channel 100 Bandwidth 20MHz

Trial Number:			7			Detection (Yes/No)
Number of Bursts in Trial:			15			
Chirp Center Frequency:			5500			Y
Burst	Number of Pulses	Pulse Width (Microseconds)	Chirp Width (MHz)	Pulse 1-to-2 Spacing (µsec)	Pulse 2-to-3 Spacing (µsec)	Starting Location Within Interval (µsec)
1	1	52.6	10	-	-	1210
2	3	84.1	10	1725	1529	1314
3	3	97.7	10	1868	1805	1139
4	3	97.3	10	1446	1755	1341
5	3	98.8	10	1386	1302	1544
6	2	72.2	10	1184	-	1771
7	2	67.6	10	1027	-	1175
8	2	75.7	10	1871	-	1026
9	1	60.9	10	-	-	1798
10	1	64.2	10	-	-	1138
11	2	78.8	10	1604	-	1784
12	3	87.5	10	1712	1683	1511
13	0	0	0	0	0	0
14	0	0	0	0	0	0
15	0	0	0	0	0	0
16	0	0	0	0	0	0
17	0	0	0	0	0	0
18	0	0	0	0	0	0
19	0	0	0	0	0	0
20	0	0	0	0	0	0

Trial Number:			8			Detection (Yes/No)
Number of Bursts in Trial:			12			
Chirp Center Frequency:			5500			Y
Burst	Number of Pulses	Pulse Width (Microseconds)	Chirp Width (MHz)	Pulse 1-to-2 Spacing (µsec)	Pulse 2-to-3 Spacing (µsec)	Starting Location Within Interval (µsec)
1	1	52.6	10	-	-	1210
2	3	84.1	10	1725	1529	1314
3	3	97.7	10	1868	1805	1139
4	3	97.3	10	1446	1755	1341
5	3	98.8	10	1386	1302	1544
6	2	72.2	10	1184	-	1771
7	2	67.6	10	1027	-	1175
8	2	75.7	10	1871	-	1026
9	1	60.9	10	-	-	1798
10	1	64.2	10	-	-	1138
11	2	78.8	10	1604	-	1784
12	3	87.5	10	1712	1683	1511
13	0	0	0	0	0	0
14	0	0	0	0	0	0
15	0	0	0	0	0	0
16	0	0	0	0	0	0
17	0	0	0	0	0	0
18	0	0	0	0	0	0
19	0	0	0	0	0	0
20	0	0	0	0	0	0

DFS Radar Parameters
FCC Radar Type 5
Channel 100 Bandwidth 20MHz

Trial Number:			9			Detection (Yes/No)
Number of Bursts in Trial:			14			
Chirp Center Frequency:			5500			Y
Burst	Number of Pulses	Pulse Width (Microseconds)	Chirp Width (MHz)	Pulse 1-to-2 Spacing (µsec)	Pulse 2-to-3 Spacing (µsec)	Starting Location Within Interval (µsec)
1	1	54.1	13	-	-	1415
2	1	50.7	13	-	-	1221
3	1	52.3	13	-	-	1974
4	3	99.8	13	1696	1949	1558
5	2	68.4	13	1099	-	1014
6	2	80.8	13	1505	-	1736
7	1	62.5	13	-	-	1778
8	2	74.8	13	1204	-	1149
9	1	50.8	13	-	-	1049
10	1	54	13	-	-	1417
11	1	63	13	-	-	1730
12	3	91.8	13	1270	1347	1143
13	2	79.3	13	1992	-	1274
14	1	64.3	13	-	-	1937
15	0	0	0	0	0	0
16	0	0	0	0	0	0
17	0	0	0	0	0	0
18	0	0	0	0	0	0
19	0	0	0	0	0	0
20	0	0	0	0	0	0

Trial Number:			10			Detection (Yes/No)
Number of Bursts in Trial:			8			
Chirp Center Frequency:			5500			Y
Burst	Number of Pulses	Pulse Width (Microseconds)	Chirp Width (MHz)	Pulse 1-to-2 Spacing (µsec)	Pulse 2-to-3 Spacing (µsec)	Starting Location Within Interval (µsec)
1	1	63.4	6	-	-	1043
2	1	52	6	-	-	1863
3	3	97.2	6	1605	1583	1973
4	2	78.7	6	1743	-	1466
5	2	74.2	6	1219	-	1280
6	3	88.7	6	1934	1273	1293
7	1	54.3	6	-	-	1991
8	3	95.4	6	1555	1791	1580
9	0	0	0	0	0	0
10	0	0	0	0	0	0
11	0	0	0	0	0	0
12	0	0	0	0	0	0
13	0	0	0	0	0	0
14	0	0	0	0	0	0
15	0	0	0	0	0	0
16	0	0	0	0	0	0
17	0	0	0	0	0	0
18	0	0	0	0	0	0
19	0	0	0	0	0	0
20	0	0	0	0	0	0

DFS Radar Parameters
FCC Radar Type 5
Channel 100 Bandwidth 20MHz

Trial Number:			11			Detection (Yes/No)
Number of Bursts in Trial:			17			
Chirp Center Frequency:			5496.855			N
Burst	Number of Pulses	Pulse Width (Microseconds)	Chirp Width (MHz)	Pulse 1-to-2 Spacing (µsec)	Pulse 2-to-3 Spacing (µsec)	Starting Location Within Interval (µsec)
1	2	73.7	16	1497	-	1208
2	3	97.4	16	1754	1613	1942
3	3	91.7	16	1702	1462	1999
4	1	66.2	16	-	-	1393
5	2	70.8	16	1821	-	1968
6	1	52.3	16	-	-	1740
7	2	78.9	16	1984	-	1308
8	2	70.9	16	1358	-	1050
9	2	75.6	16	1430	-	1437
10	1	59.1	16	-	-	1697
11	2	77	16	1304	-	1397
12	2	67.9	16	1083	-	1803
13	2	81.2	16	1932	-	1720
14	2	78.7	16	1121	-	1247
15	1	63.3	16	-	-	1634
16	2	68.9	16	1423	-	1849
17	1	59.3	16	-	-	1093
18	0	0	0	0	0	0
19	0	0	0	0	0	0
20	0	0	0	0	0	0

Trial Number:			12			Detection (Yes/No)
Number of Bursts in Trial:			19			
Chirp Center Frequency:			5498.055			N
Burst	Number of Pulses	Pulse Width (Microseconds)	Chirp Width (MHz)	Pulse 1-to-2 Spacing (µsec)	Pulse 2-to-3 Spacing (µsec)	Starting Location Within Interval (µsec)
1	3	98.9	98.9	1680	1488	1381
2	2	82.3	82.3	1855	-	1716
3	3	86.7	86.7	1400	1919	1211
4	3	89.7	89.7	1068	1282	1861
5	3	98.6	98.6	1194	1461	1507
6	2	71.1	71.1	1789	-	1921
7	1	55.9	55.9	-	-	1947
8	2	67.9	67.9	1372	-	1350
9	3	84.4	84.4	1107	1443	1203
10	1	58.8	58.8	-	-	1715
11	1	65.6	65.6	-	-	1017
12	2	78.5	78.5	1704	-	1911
13	2	82.3	82.3	1686	-	1845
14	3	90.1	90.1	1071	1266	1938
15	3	90.2	90.2	1089	1950	1989
16	2	83.1	83.1	1406	-	1943
17	1	58.8	58.8	-	-	1742
18	2	77	77	1657	-	1187
19	1	55	55	-	-	1012
20	0	0	0	0	0	0

DFS Radar Parameters
FCC Radar Type 5
Channel 100 Bandwidth 20MHz

Trial Number:			13			Detection (Yes/No)
Number of Bursts in Trial:			15			
Chirp Center Frequency:			5495.655			Y
Burst	Number of Pulses	Pulse Width (Microseconds)	Chirp Width (MHz)	Pulse 1-to-2 Spacing (µsec)	Pulse 2-to-3 Spacing (µsec)	Starting Location Within Interval (µsec)
1	1	58.1	13	-	-	1929
2	1	52.1	13	-	-	1910
3	1	59.9	13	-	-	1971
4	1	60.2	13	-	-	1812
5	3	95.9	13	1906	1608	1399
6	2	79.9	13	1859	-	1626
7	2	78.5	13	1917	-	1238
8	1	53.8	13	-	-	1763
9	1	64.7	13	-	-	1800
10	1	61.4	13	-	-	1390
11	2	83.2	13	1858	-	1692
12	3	84.7	13	1677	1638	1533
13	3	88.7	13	1528	1058	1703
14	2	78.3	13	1951	-	1258
15	2	69.3	13	1717	-	1731
16	0	0	0	0	0	0
17	0	0	0	0	0	0
18	0	0	0	0	0	0
19	0	0	0	0	0	0
20	0	0	0	0	0	0

Trial Number:			14			Detection (Yes/No)
Number of Bursts in Trial:			12			
Chirp Center Frequency:			5494.455			Y
Burst	Number of Pulses	Pulse Width (Microseconds)	Chirp Width (MHz)	Pulse 1-to-2 Spacing (µsec)	Pulse 2-to-3 Spacing (µsec)	Starting Location Within Interval (µsec)
1	2	75.3	10	1612	-	1994
2	1	56.3	10	-	-	1456
3	2	67.7	10	1185	-	1617
4	1	55.6	10	-	-	1337
5	2	75.2	10	1267	-	1421
6	2	76.3	10	1305	-	1359
7	3	85.7	10	1362	1924	1547
8	3	98.4	10	1550	1249	1873
9	3	86.4	10	1439	1046	1779
10	3	93.6	10	1031	1452	1059
11	1	63.3	10	-	-	1328
12	3	92.4	10	1673	1322	1412
13	0	0	0	0	0	0
14	0	0	0	0	0	0
15	0	0	0	0	0	0
16	0	0	0	0	0	0
17	0	0	0	0	0	0
18	0	0	0	0	0	0
19	0	0	0	0	0	0
20	0	0	0	0	0	0

DFS Radar Parameters
FCC Radar Type 5
Channel 100 Bandwidth 20MHz

Trial Number:			15			Detection (Yes/No)
Number of Bursts in Trial:			19			
Chirp Center Frequency:			5497.655			N
Burst	Number of Pulses	Pulse Width (Microseconds)	Chirp Width (MHz)	Pulse 1-to-2 Spacing (µsec)	Pulse 2-to-3 Spacing (µsec)	Starting Location Within Interval (µsec)
1	3	93.3	18	1912	1535	1983
2	2	69.1	18	1794	-	1102
3	3	86.9	18	1152	1148	1044
4	3	84.9	18	1948	1118	1894
5	2	72.3	18	1916	-	1094
6	1	51.7	18	-	-	1447
7	1	58.3	18	-	-	1429
8	1	60.8	18	-	-	1979
9	1	57.1	18	-	-	1641
10	3	88.9	18	1964	1489	1886
11	2	72	18	1297	-	1909
12	3	90.9	18	1566	1370	1261
13	1	59.8	18	-	-	1552
14	2	70	18	1291	-	1759
15	2	67.2	18	1881	-	1625
16	3	91.2	18	1832	1661	1382
17	1	56.5	18	-	-	1483
18	1	51.2	18	-	-	1237
19	2	74.1	18	1245	-	1471
20	0	0	0	0	0	0

Trial Number:			16			Detection (Yes/No)
Number of Bursts in Trial:			14			
Chirp Center Frequency:			5495.255			N
Burst	Number of Pulses	Pulse Width (Microseconds)	Chirp Width (MHz)	Pulse 1-to-2 Spacing (µsec)	Pulse 2-to-3 Spacing (µsec)	Starting Location Within Interval (µsec)
1	2	76.9	12	1140	-	1110
2	1	50.2	12	-	-	1316
3	1	62.9	12	-	-	1520
4	1	64.7	12	-	-	1902
5	3	83.8	12	1097	1621	1410
6	1	65.4	12	-	-	1944
7	1	53.2	12	-	-	1024
8	1	51.7	12	-	-	1603
9	2	78.7	12	1168	-	1804
10	2	72.4	12	1343	-	1030
11	1	53.8	12	-	-	1327
12	2	73.6	12	1553	-	1524
13	2	66.7	12	1122	-	1722
14	2	82.5	12	1019	-	1404
15	0	0	0	0	0	0
16	0	0	0	0	0	0
17	0	0	0	0	0	0
18	0	0	0	0	0	0
19	0	0	0	0	0	0
20	0	0	0	0	0	0

DFS Radar Parameters
FCC Radar Type 5
Channel 100 Bandwidth 20MHz

Trial Number:			17			Detection (Yes/No)
Number of Bursts in Trial:			20			
Chirp Center Frequency:			5498.455			N
Burst	Number of Pulses	Pulse Width (Microseconds)	Chirp Width (MHz)	Pulse 1-to-2 Spacing (µsec)	Pulse 2-to-3 Spacing (µsec)	Starting Location Within Interval (µsec)
1	3	87.6	20	1055	1840	1565
2	3	85.2	20	1541	1408	1735
3	3	84.8	20	1889	1463	1534
4	2	77.9	20	1460	-	1749
5	2	76.5	20	1485	-	1518
6	1	60.9	20	-	-	1540
7	2	83	20	1010	-	1080
8	2	80.4	20	1752	-	1824
9	2	67.5	20	1181	-	1764
10	1	62.1	20	-	-	1495
11	3	86.4	20	1966	1263	1773
12	3	84.3	20	1188	1788	1593
13	2	76.9	20	1537	-	1226
14	3	95.8	20	1298	1844	1192
15	1	55.2	20	-	-	1644
16	1	59	20	-	-	1402
17	3	94.5	20	1700	1283	1296
18	3	91.9	20	1978	1165	1970
19	3	85.2	20	1551	1189	1732
20	2	69.5	20	1224	-	1038

Trial Number:			18			Detection (Yes/No)
Number of Bursts in Trial:			12			
Chirp Center Frequency:			5494.455			Y
Burst	Number of Pulses	Pulse Width (Microseconds)	Chirp Width (MHz)	Pulse 1-to-2 Spacing (µsec)	Pulse 2-to-3 Spacing (µsec)	Starting Location Within Interval (µsec)
1	3	86.4	10	1918	1455	1259
2	3	92.2	10	1719	1895	1598
3	2	80.4	10	1899	-	1816
4	1	54.3	10	-	-	1335
5	1	53.1	10	-	-	1303
6	2	69.4	10	1546	-	1503
7	2	69.1	10	1639	-	1279
8	3	100	10	1438	1595	1375
9	2	79.6	10	1705	-	1239
10	3	88.4	10	1579	1623	1374
11	1	53.3	10	-	-	1016
12	1	65.3	10	-	-	1709
13	0	0	0	0	0	0
14	0	0	0	0	0	0
15	0	0	0	0	0	0
16	0	0	0	0	0	0
17	0	0	0	0	0	0
18	0	0	0	0	0	0
19	0	0	0	0	0	0
20	0	0	0	0	0	0

DFS Radar Parameters
FCC Radar Type 5
Channel 100 Bandwidth 20MHz

Trial Number:			19			Detection (Yes/No)
Number of Bursts in Trial:			14			
Chirp Center Frequency:			5495.255			Y
Burst	Number of Pulses	Pulse Width (Microseconds)	Chirp Width (MHz)	Pulse 1-to-2 Spacing (µsec)	Pulse 2-to-3 Spacing (µsec)	Starting Location Within Interval (µsec)
1	1	55.3	12	-	-	1920
2	1	58.3	12	-	-	1797
3	2	72.3	12	1039.000	-	1610
4	3	84.8	12	1761.000	1721.000	1131
5	2	82.5	12	1431.000	-	1875
6	1	63.3	12	-	-	1095
7	2	80	12	1913.000	-	1119
8	3	90.3	12	1853.000	1123.000	1660
9	3	91.1	12	1783.000	1172.000	1539
10	3	96.6	12	1036.000	1385.000	1525
11	2	82.7	12	1990.000	-	1710
12	1	50.7	12	-	-	1234
13	2	78.4	12	1109.000	-	1047
14	3	99.5	12	1965.000	1869.000	1299
15	0	0	0	0.000	0.000	0
16	0	0	0	0.000	0.000	0
17	0	0	0	0.000	0.000	0
18	0	0	0	0.000	0.000	0
19	0	0	0	0.000	0.000	0
20	0	0	0	0.000	0.000	0

Trial Number:			20			Detection (Yes/No)
Number of Bursts in Trial:			12			
Chirp Center Frequency:			5494.455			Y
Burst	Number of Pulses	Pulse Width (Microseconds)	Chirp Width (MHz)	Pulse 1-to-2 Spacing (µsec)	Pulse 2-to-3 Spacing (µsec)	Starting Location Within Interval (µsec)
1	3	88.6	10	1067	1927	1501
2	1	57.4	10	-	-	1723
3	3	96.6	10	1658	1324	1086
4	2	69.7	10	1945	-	1751
5	2	77.9	10	1317	-	1642
6	1	62	10	-	-	1866
7	3	88.4	10	1077	1366	1997
8	3	97.3	10	1896	1367	1790
9	3	96.2	10	1787	1672	1391
10	3	95.4	10	1892	1414	1020
11	1	54.8	10	-	-	1084
12	2	80.4	10	1436	-	1850
13	0	0	0	0	0	0
14	0	0	0	0	0	0
15	0	0	0	0	0	0
16	0	0	0	0	0	0
17	0	0	0	0	0	0
18	0	0	0	0	0	0
19	0	0	0	0	0	0
20	0	0	0	0	0	0

DFS Radar Parameters
FCC Radar Type 5
Channel 100 Bandwidth 20MHz

Trial Number:			21			Detection (Yes/No)
Number of Bursts in Trial:			16			
Chirp Center Frequency:			5503.545			Y
Burst	Number of Pulses	Pulse Width (Microseconds)	Chirp Width (MHz)	Pulse 1-to-2 Spacing (µsec)	Pulse 2-to-3 Spacing (µsec)	Starting Location Within Interval (µsec)
1	2	74.7	15	1611	-	1619
2	1	57.1	15	-	-	1560
3	3	91.9	15	1475	1276	1392
4	2	83.1	15	1772	-	1809
5	1	50.7	15	-	-	1003
6	2	79.2	15	1600	-	1574
7	1	58.7	15	-	-	1186
8	2	71	15	1567	-	1521
9	2	79	15	1960	-	1777
10	2	68.5	15	1428	-	1284
11	2	73.5	15	1352	-	1904
12	2	70.5	15	1115	-	1864
13	2	76.6	15	1300	-	1045
14	2	81.2	15	1675	-	1160
15	1	61.8	15	-	-	1277
16	3	94.9	15	1206	1860	1450
17	0	0	0	0	0	0
18	0	0	0	0	0	0
19	0	0	0	0	0	0
20	0	0	0	0	0	0

Trial Number:			22			Detection (Yes/No)
Number of Bursts in Trial:			12			
Chirp Center Frequency:			5505.945			Y
Burst	Number of Pulses	Pulse Width (Microseconds)	Chirp Width (MHz)	Pulse 1-to-2 Spacing (µsec)	Pulse 2-to-3 Spacing (µsec)	Starting Location Within Interval (µsec)
1	2	78.5	9	1698	-	1653
2	3	89.8	9	1962	1167	1174
3	1	59.4	9	-	-	1982
4	2	79.6	9	1890	-	1633
5	2	76	9	1811	-	1112
6	1	53.6	9	-	-	1144
7	2	80.9	9	1053	-	1220
8	1	61.6	9	-	-	1724
9	1	53.4	9	-	-	1901
10	1	59.9	9	-	-	1379
11	1	60.4	9	-	-	1453
12	3	91.4	9	1726	1227	1768
13	0	0	0	0	0	0
14	0	0	0	0	0	0
15	0	0	0	0	0	0
16	0	0	0	0	0	0
17	0	0	0	0	0	0
18	0	0	0	0	0	0
19	0	0	0	0	0	0
20	0	0	0	0	0	0

DFS Radar Parameters
FCC Radar Type 5
Channel 100 Bandwidth 20MHz

Trial Number:			23			Detection (Yes/No)
Number of Bursts in Trial:			20			
Chirp Center Frequency:			5501.545			Y
Burst	Number of Pulses	Pulse Width (Microseconds)	Chirp Width (MHz)	Pulse 1-to-2 Spacing (µsec)	Pulse 2-to-3 Spacing (µsec)	Starting Location Within Interval (µsec)
1	2	77	20	1363	-	1191
2	1	58.1	20	-	-	1248
3	1	62.1	20	-	-	1836
4	2	76.9	20	1236	-	1334
5	2	80	20	1852	-	1914
6	1	52	20	-	-	1701
7	3	88.6	20	1995	1905	1693
8	2	72.9	20	1387	-	1922
9	3	98.5	20	1746	1389	1839
10	1	57.9	20	-	-	1193
11	3	95.9	20	1870	1066	1659
12	1	53.5	20	-	-	1162
13	3	92	20	1654	1458	1745
14	1	57.3	20	-	-	1834
15	2	70.5	20	1586	-	1684
16	2	70	20	1664	-	1042
17	3	84	20	1630	1176	1765
18	2	76.1	20	1057	-	1557
19	3	93.2	20	1018	1340	1985
20	3	96.8	20	1614	1817	1760

Trial Number:			24			Detection (Yes/No)
Number of Bursts in Trial:			14			
Chirp Center Frequency:			5504.745			Y
Burst	Number of Pulses	Pulse Width (Microseconds)	Chirp Width (MHz)	Pulse 1-to-2 Spacing (µsec)	Pulse 2-to-3 Spacing (µsec)	Starting Location Within Interval (µsec)
1	1	50.1	12	-	-	1841
2	3	93.5	12	1081	1413	1590
3	2	68.8	12	1577	-	1707
4	1	56.3	12	-	-	1056
5	3	86	12	1108	1987	1953
6	2	75.2	12	1536	-	1572
7	1	54.4	12	-	-	1517
8	2	71.1	12	1243	-	1329
9	2	76.2	12	1770	-	1940
10	2	80.2	12	1209	-	1098
11	2	79.7	12	1214	-	1588
12	3	90.9	12	1862	1601	1615
13	2	68.7	12	1441	-	1377
14	2	67.4	12	1313	-	1872
15	0	0	0	0	0	0
16	0	0	0	0	0	0
17	0	0	0	0	0	0
18	0	0	0	0	0	0
19	0	0	0	0	0	0
20	0	0	0	0	0	0

DFS Radar Parameters
FCC Radar Type 5
Channel 100 Bandwidth 20MHz

Trial Number:			25			Detection (Yes/No)
Number of Bursts in Trial:			13			
Chirp Center Frequency:			5505.145			Y
Burst	Number of Pulses	Pulse Width (Microseconds)	Chirp Width (MHz)	Pulse 1-to-2 Spacing (µsec)	Pulse 2-to-3 Spacing (µsec)	Starting Location Within Interval (µsec)
1	3	94	11	1748	1941	1643
2	2	70.8	11	1201	-	1177
3	1	56.3	11	-	-	1006
4	3	96.7	11	1163	1332	1230
5	3	90.6	11	1582	1498	1217
6	2	74.5	11	1281	-	1569
7	3	92.6	11	1669	1222	1065
8	3	89	11	1135	1380	1493
9	3	96.5	11	1822	1602	1607
10	2	70.5	11	1178	-	1141
11	3	94	11	1629	1956	1009
12	1	55.8	11	-	-	1290
13	3	87.7	11	1963	1164	1435
14	0	0	0	0	0	0
15	0	0	0	0	0	0
16	0	0	0	0	0	0
17	0	0	0	0	0	0
18	0	0	0	0	0	0
19	0	0	0	0	0	0
20	0	0	0	0	0	0

Trial Number:			26			Detection (Yes/No)
Number of Bursts in Trial:			8			
Chirp Center Frequency:			5507.545			Y
Burst	Number of Pulses	Pulse Width (Microseconds)	Chirp Width (MHz)	Pulse 1-to-2 Spacing (µsec)	Pulse 2-to-3 Spacing (µsec)	Starting Location Within Interval (µsec)
1	2	68.6	5	1161	-	1306
2	2	83.1	5	1315	-	1420
3	1	60.9	5	-	-	1687
4	2	77.7	5	1158	-	1776
5	2	77.4	5	1510	-	1793
6	2	66.8	5	1323	-	1576
7	1	63.7	5	-	-	1333
8	3	91.2	5	1681	1275	1409
9	0	0	0	0	0	0
10	0	0	0	0	0	0
11	0	0	0	0	0	0
12	0	0	0	0	0	0
13	0	0	0	0	0	0
14	0	0	0	0	0	0
15	0	0	0	0	0	0
16	0	0	0	0	0	0
17	0	0	0	0	0	0
18	0	0	0	0	0	0
19	0	0	0	0	0	0
20	0	0	0	0	0	0

DFS Radar Parameters
FCC Radar Type 5
Channel 100 Bandwidth 20MHz

Trial Number:			27			Detection (Yes/No)
Number of Bursts in Trial:			17			
Chirp Center Frequency:			5503.145			Y
Burst	Number of Pulses	Pulse Width (Microseconds)	Chirp Width (MHz)	Pulse 1-to-2 Spacing (µsec)	Pulse 2-to-3 Spacing (µsec)	Starting Location Within Interval (µsec)
1	3	83.6	16	1195	1000	1632
2	3	89.4	16	1627	1656	1173
3	1	55.8	16	-	-	1532
4	3	90.9	16	1554	1998	1981
5	1	54.7	16	-	-	1825
6	3	97.7	16	1202	1250	1734
7	2	67.5	16	1434	-	1571
8	3	96.7	16	1469	1268	1589
9	2	68.3	16	1954	-	1750
10	2	78.3	16	1082	-	1591
11	1	55	16	-	-	1427
12	3	84.9	16	1936	1199	1129
13	2	74.6	16	1856	-	1959
14	1	63.3	16	-	-	1885
15	3	99.8	16	1515	1120	1035
16	1	63.6	16	-	-	1647
17	3	87.3	16	1051	1831	1931
18	0	0	0	0	0	0
19	0	0	0	0	0	0
20	0	0	0	0	0	0

Trial Number:			28			Detection (Yes/No)
Number of Bursts in Trial:			19			
Chirp Center Frequency:			5501.945			Y
Burst	Number of Pulses	Pulse Width (Microseconds)	Chirp Width (MHz)	Pulse 1-to-2 Spacing (µsec)	Pulse 2-to-3 Spacing (µsec)	Starting Location Within Interval (µsec)
1	3	85.6	19	1078	1015	1946
2	2	68.6	19	1780	-	1029
3	1	54.2	19	-	-	1111
4	1	61.2	19	-	-	1104
5	3	97.1	19	1969	1100	1157
6	3	98.3	19	1699	1622	1142
7	1	62.4	19	-	-	1655
8	2	80.2	19	1769	-	1126
9	3	87.5	19	1448	1179	1216
10	3	85.8	19	1348	1472	1847
11	3	88.1	19	1124	1631	1023
12	1	65.3	19	-	-	1848
13	1	52.5	19	-	-	1470
14	1	52.3	19	-	-	1312
15	2	74.1	19	1200	-	1915
16	1	54.9	19	-	-	1479
17	2	76.2	19	1502	-	1376
18	1	60.4	19	-	-	1758
19	2	81.5	19	1103	-	1491
20	0	0	0	0	0	0

DFS Radar Parameters
FCC Radar Type 5
Channel 100 Bandwidth 20MHz

Trial Number:			29			Detection (Yes/No)
Number of Bursts in Trial:			12			
Chirp Center Frequency:			5505.545			Y
Burst	Number of Pulses	Pulse Width (Microseconds)	Chirp Width (MHz)	Pulse 1-to-2 Spacing (µsec)	Pulse 2-to-3 Spacing (µsec)	Starting Location Within Interval (µsec)
1	1	50.5	10	-	-	1857
2	1	55.7	10	-	-	1246
3	3	85.8	10	1002	1967	1774
4	2	76.9	10	1474	-	1125
5	2	75.1	10	1052	-	1254
6	3	92.3	10	1486	1492	1180
7	2	78.1	10	1757	-	1301
8	3	92.2	10	1252	1713	1898
9	3	89	10	1706	1411	1260
10	2	70.9	10	1620	-	1578
11	1	63.1	10	-	-	1782
12	1	55.3	10	-	-	1522
13	0	0	0	0	0	0
14	0	0	0	0	0	0
15	0	0	0	0	0	0
16	0	0	0	0	0	0
17	0	0	0	0	0	0
18	0	0	0	0	0	0
19	0	0	0	0	0	0
20	0	0	0	0	0	0

Trial Number:			30			Detection (Yes/No)
Number of Bursts in Trial:			18			
Chirp Center Frequency:			5502.745			Y
Burst	Number of Pulses	Pulse Width (Microseconds)	Chirp Width (MHz)	Pulse 1-to-2 Spacing (µsec)	Pulse 2-to-3 Spacing (µsec)	Starting Location Within Interval (µsec)
1	3	83.4	17	1205	1801	1454
2	3	97.3	17	1826	1635	1319
3	3	90.4	17	1986	1674	1079
4	3	91.8	17	1151	1802	1563
5	3	98.2	17	1977	1766	1876
6	1	59.5	17	-	-	1952
7	2	80	17	1137	-	1253
8	3	86.5	17	1128	1828	1054
9	3	91.1	17	1599	1442	1105
10	3	93.5	17	1373	1087	1867
11	1	60.7	17	-	-	1033
12	2	67.2	17	1405	-	1288
13	1	61.8	17	-	-	1585
14	2	79.4	17	1667	-	1933
15	2	81.4	17	1464	-	1096
16	1	65.7	17	-	-	1496
17	2	76	17	1255	-	1733
18	2	81	17	1668	-	1326
19	0	0	0	0	0	0
20	0	0	0	0	0	0

Channel 102 Bandwidth 40MHz

DFS Radar Parameters
FCC Radar Type 1 Test A
Channel 102 Bandwidth 40MHz

Trial #	Frequency	Pulse Repetition Frequency Number (1 to 23)	Pulse Repetition Frequency (Pulses Per Second)	Pulse Repetition Interval (Microseconds)	Detection (Yes / No)
1	5502.8	21	1089.32	918	Y
2	5496.6	17	1193.32	838	Y
3	5506.8	2	1858.74	538	Y
4	5505.7	5	1672.24	598	Y
5	5490.9	13	1319.26	758	Y
6	5517.9	20	1113.59	898	Y
7	5524.7	19	1138.95	878	Y
8	5504.1	9	1474.93	678	Y
9	5528.2	12	326.16	3066	Y
10	5506.5	12	1355.01	738	Y
11	5516.5	4	1730.10	578	Y
12	5521.0	15	1253.13	798	Y
13	5506.7	1	1930.50	518	Y
14	5529.5	10	1432.66	698	Y
15	5498.6	6	1618.12	618	Y
16	5512.9	21	1089.32	918	Y
17	5502.6	17	1193.32	838	Y
18	5503.8	2	1858.74	538	Y
19	5527.3	5	1672.24	598	Y
20	5500.4	13	1319.26	758	Y
21	5526.7	20	1113.59	898	Y
22	5523.0	19	1138.95	878	Y
23	5499.9	9	1474.93	678	Y
24	5501.0	12	326.16	3066	Y
25	5521.8	12	1355.01	738	Y
26	5526.6	4	1730.10	578	Y
27	5524.8	15	1253.13	798	Y
28	5523.8	1	1930.50	518	Y
29	5490.7	10	1432.66	698	Y
30	5524.0	6	1618.12	618	Y

DFS Radar Parameters
FCC Radar Type 1 Test B
Channel 102 Bandwidth 40MHz

Trial #	Frequency	Pulse Repetition Frequency Number (1 to 23)	Pulse Repetition Frequency (Pulses Per Second)	Pulse Repetition Interval (Microseconds)	Detection (Yes / No)
1	5492.5		476.19	2100	Y
2	5528.6		788.02	1269	Y
3	5514.0		465.55	2148	Y
4	5515.8		506.33	1975	Y
5	5523.5		706.71	1415	Y
6	5519.4		1031.99	969	Y
7	5495.3		559.60	1787	Y
8	5512.7		351.99	2841	Y
9	5491.6		639.39	1564	Y
10	5516.7		474.83	2106	Y
11	5500.8		336.47	2972	Y
12	5491.1		774.59	1291	Y
13	5516.7		499.50	2002	Y
14	5503.2		510.46	1959	Y
15	5530.0	-	493.58	2026	N
16	5494.3		476.19	2100	Y
17	5516.7		788.02	1269	Y
18	5526.8		465.55	2148	Y
19	5528.3		506.33	1975	Y
20	5505.7		706.71	1415	N
21	5505.5		1031.99	969	Y
22	5529.9		559.60	1787	Y
23	5511.3		351.99	2841	Y
24	5511.0		639.39	1564	Y
25	5526.6		474.83	2106	Y
26	5497.0		336.47	2972	Y
27	5501.8		774.59	1291	Y
28	5529.5		499.50	2002	Y
29	5512.8		510.46	1959	Y
30	5516.0		493.58	2026	Y

DFS Radar Parameters
FCC Radar Type 2
Channel 102 Bandwidth 40MHz

Trial #	Frequency	Number Pulses per Burst	Pulse Width (Microseconds)	Pulse Repetition Interval (Microseconds)	Detection (Yes / No)
1	5496.5	26	3.00	225	Y
2	5505.2	24	1.80	196	Y
3	5527.5	26	2.90	222	Y
4	5503.3	24	1.60	178	Y
5	5508.3	29	4.70	182	Y
6	5518.2	24	1.90	160	Y
7	5506.7	24	2.10	220	Y
8	5505.8	26	2.70	180	Y
9	5522.2	27	3.80	158	Y
10	5512.3	29	4.80	204	Y
11	5506.9	28	4.10	179	Y
12	5504.8	24	1.60	229	Y
13	5516.9	24	1.60	184	Y
14	5515.1	28	4.20	191	Y
15	5491.6	27	3.40	226	Y
16	5501.6	26	3.20	175	Y
17	5506.0	28	4.40	190	Y
18	5492.3	28	4.20	195	Y
19	5508.4	28	4.10	151	Y
20	5492.2	28	4.30	181	Y
21	5519.0	25	2.50	157	Y
22	5514.5	27	3.70	210	Y
23	5528.3	23	1.10	185	Y
24	5505.6	28	4.40	208	Y
25	5517.6	28	4.30	192	Y
26	5494.3	24	2.00	227	Y
27	5503.7	26	2.70	212	Y
28	5502.6	28	4.20	165	Y
29	5509.5	27	3.80	194	Y
30	5511.5	25	2.70	203	Y

DFS Radar Parameters
FCC Radar Type 3
Channel 102 Bandwidth 40MHz

Trial #	Frequency	Number Pulses per Burst	Pulse Width (Microseconds)	Pulse Repetition Interval (Microseconds)	Detection (Yes / No)
1	5523.9	17	8.00	466	Y
2	5508.8	16	6.80	234	Y
3	5527.9	17	7.90	294	Y
4	5519.4	16	6.60	321	Y
5	5491.8	18	9.70	333	Y
6	5513.6	16	6.90	267	Y
7	5508.3	16	7.10	498	Y
8	5518.2	17	7.70	219	Y
9	5516.8	18	8.80	432	Y
10	5501.5	18	9.80	354	Y
11	5509.6	18	9.10	471	Y
12	5491.7	16	6.60	488	Y
13	5501.5	16	6.60	347	Y
14	5527.4	18	9.20	268	Y
15	5496.7	17	8.40	230	Y
16	5525.6	17	8.20	305	Y
17	5497.9	18	9.40	241	Y
18	5493.1	18	9.20	326	Y
19	5505.7	18	9.10	274	Y
20	5494.4	18	9.30	225	Y
21	5526.3	17	7.50	419	Y
22	5493.8	17	8.70	351	Y
23	5526.6	16	6.10	431	Y
24	5516.8	18	9.40	288	Y
25	5501.6	18	9.30	237	Y
26	5519.3	16	7.00	320	Y
27	5496.8	17	7.70	353	Y
28	5496.3	18	9.20	260	Y
29	5508.2	18	8.80	211	Y
30	5521.6	17	7.70	275	Y

DFS Radar Parameters
FCC Radar Type 4
Channel 102 Bandwidth 40MHz

Trial #	Frequency	Number Pulses per Burst	Pulse Width (Microseconds)	Pulse Repetition Interval (Microseconds)	Detection (Yes / No)
1	5526.3	14	15.50	466	Y
2	5522.5	13	12.90	234	Y
3	5529.2	14	15.20	294	Y
4	5495.3	12	12.30	321	Y
5	5527.1	16	19.30	333	Y
6	5503.9	13	13.10	267	Y
7	5515.9	13	13.40	498	Y
8	5500.4	14	14.90	219	Y
9	5522.5	15	17.20	432	Y
10	5521.6	16	19.40	354	Y
11	5499.3	15	18.00	471	Y
12	5527.7	12	12.50	488	Y
13	5490.0	12	12.30	347	Y
14	5526.6	15	18.20	268	Y
15	5490.4	14	16.30	230	Y
16	5527.2	14	15.90	305	Y
17	5506.7	16	18.50	241	Y
18	5492.2	15	18.20	326	Y
19	5520.5	15	18.00	274	Y
20	5498.6	16	18.30	225	Y
21	5525.3	13	14.40	419	Y
22	5497.0	15	17.00	351	Y
23	5508.0	12	11.30	431	Y
24	5508.2	16	18.60	288	Y
25	5498.9	16	18.40	237	Y
26	5518.6	13	13.40	320	Y
27	5528.3	14	14.90	353	Y
28	5528.8	16	18.30	260	Y
29	5498.6	15	17.20	211	Y
30	5514.6	14	14.70	275	Y

DFS Radar Parameters
FCC Radar Type 5
Channel 102 Bandwidth 40MHz

Trial Number:			1			Detection (Yes/No)
Number of Bursts in Trial:			15			
Chirp Center Frequency:			5510			Y
Burst	Number of Pulses	Pulse Width (Microseconds)	Chirp Width (MHz)	Pulse 1-to-2 Spacing (µsec)	Pulse 2-to-3 Spacing (µsec)	Starting Location Within Interval (µsec)
1	2	77.8	13	1477	-	1665
2	1	51.9	13	-	-	1074
3	1	63.8	13	-	-	1584
4	3	96.6	13	1786	1843	1682
5	3	85.9	13	1215	1729	1795
6	2	73.7	13	1549	-	1198
7	2	77.2	13	1819	-	1837
8	2	68.4	13	1114	-	1587
9	2	76.7	13	1155	-	2000
10	1	53.2	13	-	-	1147
11	3	85.7	13	1695	1394	1433
12	3	94.3	13	1426	1935	1670
13	2	77.6	13	1671	-	1294
14	1	65.7	13	-	-	1512
15	3	93.5	13	1130	1468	1444
16	0	0	0	0	0	0
17	0	0	0	0	0	0
18	0	0	0	0	0	0
19	0	0	0	0	0	0
20	0	0	0	0	0	0

Trial Number:			2			Detection (Yes/No)
Number of Bursts in Trial:			8			
Chirp Center Frequency:			5510			Y
Burst	Number of Pulses	Pulse Width (Microseconds)	Chirp Width (MHz)	Pulse 1-to-2 Spacing (µsec)	Pulse 2-to-3 Spacing (µsec)	Starting Location Within Interval (µsec)
1	2	75	5	1527	-	1880
2	3	99.4	5	1262	1257	1401
3	2	67.4	5	1403	-	1531
4	2	73.6	5	1041	-	1449
5	1	65.9	5	-	-	1432
6	3	83.8	5	1292	1419	1356
7	1	65.5	5	-	-	1543
8	3	98.6	5	1796	1728	1548
9	0	0	0	0	0	0
10	0	0	0	0	0	0
11	0	0	0	0	0	0
12	0	0	0	0	0	0
13	0	0	0	0	0	0
14	0	0	0	0	0	0
15	0	0	0	0	0	0
16	0	0	0	0	0	0
17	0	0	0	0	0	0
18	0	0	0	0	0	0
19	0	0	0	0	0	0
20	0	0	0	0	0	0

DFS Radar Parameters
FCC Radar Type 5
Channel 102 Bandwidth 40MHz

Trial Number:			3			Detection (Yes/No)
Number of Bursts in Trial:			11			
Chirp Center Frequency:			5510			Y
Burst	Number of Pulses	Pulse Width (Microseconds)	Chirp Width (MHz)	Pulse 1-to-2 Spacing (µsec)	Pulse 2-to-3 Spacing (µsec)	Starting Location Within Interval (µsec)
1	2	73.8	9	1538	-	1806
2	2	69.5	9	1649	-	1117
3	1	51.9	9	-	-	1651
4	3	84.6	9	1032	1271	1976
5	3	95.4	9	1903	1388	1060
6	2	68	9	1351	-	1368
7	3	89.6	9	1514	1573	1338
8	2	81.9	9	1689	-	1022
9	3	88.3	9	1330	1838	1810
10	1	53.7	9	-	-	1597
11	3	91.3	9	1106	1001	1961
12	0	0	0	0	0	0
13	0	0	0	0	0	0
14	0	0	0	0	0	0
15	0	0	0	0	0	0
16	0	0	0	0	0	0
17	0	0	0	0	0	0
18	0	0	0	0	0	0
19	0	0	0	0	0	0
20	0	0	0	0	0	0

Trial Number:			4			Detection (Yes/No)
Number of Bursts in Trial:			11			
Chirp Center Frequency:			5510			Y
Burst	Number of Pulses	Pulse Width (Microseconds)	Chirp Width (MHz)	Pulse 1-to-2 Spacing (µsec)	Pulse 2-to-3 Spacing (µsec)	Starting Location Within Interval (µsec)
1	2	68.1	19	1355	-	1339
2	1	58.7	19	-	-	1251
3	2	75.3	19	1640	-	1136
4	1	56.4	19	-	-	1753
5	3	99.7	19	1708	1159	1196
6	1	57.7	19	-	-	1013
7	1	59.5	19	-	-	1072
8	2	80	19	1369	-	1482
9	2	82	19	1197	-	1993
10	2	82.8	19	1005	-	1883
11	3	88	19	1928	1101	1061
12	3	93.2	19	1907	1223	1207
13	2	70.4	19	1360	-	1526
14	3	95.3	19	1955	1775	1171
15	2	81.9	19	1545	-	1690
16	3	98.5	19	1169	1062	1975
17	1	65	19	-	-	1767
18	3	85.4	19	1637	1425	1011
19	3	91.6	19	1445	1325	1878
20	2	67.3	19	1218	-	1091

DFS Radar Parameters
FCC Radar Type 5
Channel 102 Bandwidth 40MHz

Trial Number:			5			Detection (Yes/No)
Number of Bursts in Trial:			17			
Chirp Center Frequency:			5510			Y
Burst	Number of Pulses	Pulse Width (Microseconds)	Chirp Width (MHz)	Pulse 1-to-2 Spacing (µsec)	Pulse 2-to-3 Spacing (µsec)	Starting Location Within Interval (µsec)
1	2	67.9	16	1133	-	1320
2	1	62.3	16	-	-	1957
3	1	53.3	16	-	-	1592
4	3	90	16	1153	1346	1900
5	2	77.1	16	1646	-	1166
6	3	83.9	16	1232	1459	1278
7	3	89.1	16	1384	1939	1240
8	2	81.8	16	1676	-	1833
9	1	50.3	16	-	-	1075
10	3	87.1	16	1996	1756	1116
11	2	71.3	16	1815	-	1225
12	3	97.5	16	1465	1132	1884
13	3	90.6	16	1040	1354	1561
14	3	86.3	16	1183	1792	1596
15	3	97.6	16	1073	1361	1365
16	3	84.7	16	1718	1854	1021
17	3	99.7	16	1244	1988	1150
18	0	0	0	0	0	0
19	0	0	0	0	0	0
20	0	0	0	0	0	0

Trial Number:			6			Detection (Yes/No)
Number of Bursts in Trial:			14			
Chirp Center Frequency:			5510			Y
Burst	Number of Pulses	Pulse Width (Microseconds)	Chirp Width (MHz)	Pulse 1-to-2 Spacing (µsec)	Pulse 2-to-3 Spacing (µsec)	Starting Location Within Interval (µsec)
1	3	92.9	12	1564	1407	1085
2	2	67.7	12	1747	-	1744
3	1	65.8	12	-	-	1092
4	1	56.3	12	-	-	1851
5	1	53.7	12	-	-	1727
6	3	83.5	12	1930	1025	1679
7	1	65.8	12	-	-	1519
8	3	85.9	12	1034	1808	1134
9	2	76.3	12	1926	-	1606
10	2	81.5	12	1714	-	1891
11	3	89.4	12	1594	1827	1310
12	1	63.4	12	-	-	1568
13	2	69.6	12	1925	-	1307
14	2	74.5	12	1846	-	1264
15	0	0	0	0	0	0
16	0	0	0	0	0	0
17	0	0	0	0	0	0
18	0	0	0	0	0	0
19	0	0	0	0	0	0
20	0	0	0	0	0	0

DFS Radar Parameters
FCC Radar Type 5
Channel 102 Bandwidth 40MHz

Trial Number:			7			Detection (Yes/No)
Number of Bursts in Trial:			15			
Chirp Center Frequency:			5510			Y
Burst	Number of Pulses	Pulse Width (Microseconds)	Chirp Width (MHz)	Pulse 1-to-2 Spacing (µsec)	Pulse 2-to-3 Spacing (µsec)	Starting Location Within Interval (µsec)
1	1	52.6	10	-	-	1210
2	3	84.1	10	1725	1529	1314
3	3	97.7	10	1868	1805	1139
4	3	97.3	10	1446	1755	1341
5	3	98.8	10	1386	1302	1544
6	2	72.2	10	1184	-	1771
7	2	67.6	10	1027	-	1175
8	2	75.7	10	1871	-	1026
9	1	60.9	10	-	-	1798
10	1	64.2	10	-	-	1138
11	2	78.8	10	1604	-	1784
12	3	87.5	10	1712	1683	1511
13	0	0	0	0	0	0
14	0	0	0	0	0	0
15	0	0	0	0	0	0
16	0	0	0	0	0	0
17	0	0	0	0	0	0
18	0	0	0	0	0	0
19	0	0	0	0	0	0
20	0	0	0	0	0	0

Trial Number:			8			Detection (Yes/No)
Number of Bursts in Trial:			12			
Chirp Center Frequency:			5510			Y
Burst	Number of Pulses	Pulse Width (Microseconds)	Chirp Width (MHz)	Pulse 1-to-2 Spacing (µsec)	Pulse 2-to-3 Spacing (µsec)	Starting Location Within Interval (µsec)
1	1	52.6	10	-	-	1210
2	3	84.1	10	1725	1529	1314
3	3	97.7	10	1868	1805	1139
4	3	97.3	10	1446	1755	1341
5	3	98.8	10	1386	1302	1544
6	2	72.2	10	1184	-	1771
7	2	67.6	10	1027	-	1175
8	2	75.7	10	1871	-	1026
9	1	60.9	10	-	-	1798
10	1	64.2	10	-	-	1138
11	2	78.8	10	1604	-	1784
12	3	87.5	10	1712	1683	1511
13	0	0	0	0	0	0
14	0	0	0	0	0	0
15	0	0	0	0	0	0
16	0	0	0	0	0	0
17	0	0	0	0	0	0
18	0	0	0	0	0	0
19	0	0	0	0	0	0
20	0	0	0	0	0	0

DFS Radar Parameters
FCC Radar Type 5
Channel 102 Bandwidth 40MHz

Trial Number:			9			Detection (Yes/No)
Number of Bursts in Trial:			14			
Chirp Center Frequency:			5510			N
Burst	Number of Pulses	Pulse Width (Microseconds)	Chirp Width (MHz)	Pulse 1-to-2 Spacing (µsec)	Pulse 2-to-3 Spacing (µsec)	Starting Location Within Interval (µsec)
1	1	54.1	13	-	-	1415
2	1	50.7	13	-	-	1221
3	1	52.3	13	-	-	1974
4	3	99.8	13	1696	1949	1558
5	2	68.4	13	1099	-	1014
6	2	80.8	13	1505	-	1736
7	1	62.5	13	-	-	1778
8	2	74.8	13	1204	-	1149
9	1	50.8	13	-	-	1049
10	1	54	13	-	-	1417
11	1	63	13	-	-	1730
12	3	91.8	13	1270	1347	1143
13	2	79.3	13	1992	-	1274
14	1	64.3	13	-	-	1937
15	0	0	0	0	0	0
16	0	0	0	0	0	0
17	0	0	0	0	0	0
18	0	0	0	0	0	0
19	0	0	0	0	0	0
20	0	0	0	0	0	0

Trial Number:			10			Detection (Yes/No)
Number of Bursts in Trial:			8			
Chirp Center Frequency:			5510			N
Burst	Number of Pulses	Pulse Width (Microseconds)	Chirp Width (MHz)	Pulse 1-to-2 Spacing (µsec)	Pulse 2-to-3 Spacing (µsec)	Starting Location Within Interval (µsec)
1	1	63.4	6	-	-	1043
2	1	52	6	-	-	1863
3	3	97.2	6	1605	1583	1973
4	2	78.7	6	1743	-	1466
5	2	74.2	6	1219	-	1280
6	3	88.7	6	1934	1273	1293
7	1	54.3	6	-	-	1991
8	3	95.4	6	1555	1791	1580
9	0	0	0	0	0	0
10	0	0	0	0	0	0
11	0	0	0	0	0	0
12	0	0	0	0	0	0
13	0	0	0	0	0	0
14	0	0	0	0	0	0
15	0	0	0	0	0	0
16	0	0	0	0	0	0
17	0	0	0	0	0	0
18	0	0	0	0	0	0
19	0	0	0	0	0	0
20	0	0	0	0	0	0

DFS Radar Parameters
FCC Radar Type 5
Channel 102 Bandwidth 40MHz

Trial Number:			11			Detection (Yes/No)
Number of Bursts in Trial:			17			
Chirp Center Frequency:			5497.864			Y
Burst	Number of Pulses	Pulse Width (Microseconds)	Chirp Width (MHz)	Pulse 1-to-2 Spacing (µsec)	Pulse 2-to-3 Spacing (µsec)	Starting Location Within Interval (µsec)
1	2	73.7	16	1497	-	1208
2	3	97.4	16	1754	1613	1942
3	3	91.7	16	1702	1462	1999
4	1	66.2	16	-	-	1393
5	2	70.8	16	1821	-	1968
6	1	52.3	16	-	-	1740
7	2	78.9	16	1984	-	1308
8	2	70.9	16	1358	-	1050
9	2	75.6	16	1430	-	1437
10	1	59.1	16	-	-	1697
11	2	77	16	1304	-	1397
12	2	67.9	16	1083	-	1803
13	2	81.2	16	1932	-	1720
14	2	78.7	16	1121	-	1247
15	1	63.3	16	-	-	1634
16	2	68.9	16	1423	-	1849
17	1	59.3	16	-	-	1093
18	0	0	0	0	0	0
19	0	0	0	0	0	0
20	0	0	0	0	0	0

Trial Number:			12			Detection (Yes/No)
Number of Bursts in Trial:			19			
Chirp Center Frequency:			5499.064			Y
Burst	Number of Pulses	Pulse Width (Microseconds)	Chirp Width (MHz)	Pulse 1-to-2 Spacing (µsec)	Pulse 2-to-3 Spacing (µsec)	Starting Location Within Interval (µsec)
1	3	98.9	98.9	1680	1488	1381
2	2	82.3	82.3	1855	-	1716
3	3	86.7	86.7	1400	1919	1211
4	3	89.7	89.7	1068	1282	1861
5	3	98.6	98.6	1194	1461	1507
6	2	71.1	71.1	1789	-	1921
7	1	55.9	55.9	-	-	1947
8	2	67.9	67.9	1372	-	1350
9	3	84.4	84.4	1107	1443	1203
10	1	58.8	58.8	-	-	1715
11	1	65.6	65.6	-	-	1017
12	2	78.5	78.5	1704	-	1911
13	2	82.3	82.3	1686	-	1845
14	3	90.1	90.1	1071	1266	1938
15	3	90.2	90.2	1089	1950	1989
16	2	83.1	83.1	1406	-	1943
17	1	58.8	58.8	-	-	1742
18	2	77	77	1657	-	1187
19	1	55	55	-	-	1012
20	0	0	0	0	0	0

DFS Radar Parameters
FCC Radar Type 5
Channel 102 Bandwidth 40MHz

Trial Number:			13			Detection (Yes/No)
Number of Bursts in Trial:			15			
Chirp Center Frequency:			5496.664			Y
Burst	Number of Pulses	Pulse Width (Microseconds)	Chirp Width (MHz)	Pulse 1-to-2 Spacing (µsec)	Pulse 2-to-3 Spacing (µsec)	Starting Location Within Interval (µsec)
1	1	58.1	13	-	-	1929
2	1	52.1	13	-	-	1910
3	1	59.9	13	-	-	1971
4	1	60.2	13	-	-	1812
5	3	95.9	13	1906	1608	1399
6	2	79.9	13	1859	-	1626
7	2	78.5	13	1917	-	1238
8	1	53.8	13	-	-	1763
9	1	64.7	13	-	-	1800
10	1	61.4	13	-	-	1390
11	2	83.2	13	1858	-	1692
12	3	84.7	13	1677	1638	1533
13	3	88.7	13	1528	1058	1703
14	2	78.3	13	1951	-	1258
15	2	69.3	13	1717	-	1731
16	0	0	0	0	0	0
17	0	0	0	0	0	0
18	0	0	0	0	0	0
19	0	0	0	0	0	0
20	0	0	0	0	0	0

Trial Number:			14			Detection (Yes/No)
Number of Bursts in Trial:			12			
Chirp Center Frequency:			5495.464			Y
Burst	Number of Pulses	Pulse Width (Microseconds)	Chirp Width (MHz)	Pulse 1-to-2 Spacing (µsec)	Pulse 2-to-3 Spacing (µsec)	Starting Location Within Interval (µsec)
1	2	75.3	10	1612	-	1994
2	1	56.3	10	-	-	1456
3	2	67.7	10	1185	-	1617
4	1	55.6	10	-	-	1337
5	2	75.2	10	1267	-	1421
6	2	76.3	10	1305	-	1359
7	3	85.7	10	1362	1924	1547
8	3	98.4	10	1550	1249	1873
9	3	86.4	10	1439	1046	1779
10	3	93.6	10	1031	1452	1059
11	1	63.3	10	-	-	1328
12	3	92.4	10	1673	1322	1412
13	0	0	0	0	0	0
14	0	0	0	0	0	0
15	0	0	0	0	0	0
16	0	0	0	0	0	0
17	0	0	0	0	0	0
18	0	0	0	0	0	0
19	0	0	0	0	0	0
20	0	0	0	0	0	0

DFS Radar Parameters
FCC Radar Type 5
Channel 102 Bandwidth 40MHz

Trial Number:			15			Detection (Yes/No)
Number of Bursts in Trial:			19			
Chirp Center Frequency:			5498.664			Y
Burst	Number of Pulses	Pulse Width (Microseconds)	Chirp Width (MHz)	Pulse 1-to-2 Spacing (µsec)	Pulse 2-to-3 Spacing (µsec)	Starting Location Within Interval (µsec)
1	3	93.3	18	1912	1535	1983
2	2	69.1	18	1794	-	1102
3	3	86.9	18	1152	1148	1044
4	3	84.9	18	1948	1118	1894
5	2	72.3	18	1916	-	1094
6	1	51.7	18	-	-	1447
7	1	58.3	18	-	-	1429
8	1	60.8	18	-	-	1979
9	1	57.1	18	-	-	1641
10	3	88.9	18	1964	1489	1886
11	2	72	18	1297	-	1909
12	3	90.9	18	1566	1370	1261
13	1	59.8	18	-	-	1552
14	2	70	18	1291	-	1759
15	2	67.2	18	1881	-	1625
16	3	91.2	18	1832	1661	1382
17	1	56.5	18	-	-	1483
18	1	51.2	18	-	-	1237
19	2	74.1	18	1245	-	1471
20	0	0	0	0	0	0

Trial Number:			16			Detection (Yes/No)
Number of Bursts in Trial:			14			
Chirp Center Frequency:			5496.264			N
Burst	Number of Pulses	Pulse Width (Microseconds)	Chirp Width (MHz)	Pulse 1-to-2 Spacing (µsec)	Pulse 2-to-3 Spacing (µsec)	Starting Location Within Interval (µsec)
1	2	76.9	12	1140	-	1110
2	1	50.2	12	-	-	1316
3	1	62.9	12	-	-	1520
4	1	64.7	12	-	-	1902
5	3	83.8	12	1097	1621	1410
6	1	65.4	12	-	-	1944
7	1	53.2	12	-	-	1024
8	1	51.7	12	-	-	1603
9	2	78.7	12	1168	-	1804
10	2	72.4	12	1343	-	1030
11	1	53.8	12	-	-	1327
12	2	73.6	12	1553	-	1524
13	2	66.7	12	1122	-	1722
14	2	82.5	12	1019	-	1404
15	0	0	0	0	0	0
16	0	0	0	0	0	0
17	0	0	0	0	0	0
18	0	0	0	0	0	0
19	0	0	0	0	0	0
20	0	0	0	0	0	0

DFS Radar Parameters
FCC Radar Type 5
Channel 102 Bandwidth 40MHz

Trial Number:			17			Detection (Yes/No)
Number of Bursts in Trial:			20			
Chirp Center Frequency:			5499.464			Y
Burst	Number of Pulses	Pulse Width (Microseconds)	Chirp Width (MHz)	Pulse 1-to-2 Spacing (µsec)	Pulse 2-to-3 Spacing (µsec)	Starting Location Within Interval (µsec)
1	3	87.6	20	1055	1840	1565
2	3	85.2	20	1541	1408	1735
3	3	84.8	20	1889	1463	1534
4	2	77.9	20	1460	-	1749
5	2	76.5	20	1485	-	1518
6	1	60.9	20	-	-	1540
7	2	83	20	1010	-	1080
8	2	80.4	20	1752	-	1824
9	2	67.5	20	1181	-	1764
10	1	62.1	20	-	-	1495
11	3	86.4	20	1966	1263	1773
12	3	84.3	20	1188	1788	1593
13	2	76.9	20	1537	-	1226
14	3	95.8	20	1298	1844	1192
15	1	55.2	20	-	-	1644
16	1	59	20	-	-	1402
17	3	94.5	20	1700	1283	1296
18	3	91.9	20	1978	1165	1970
19	3	85.2	20	1551	1189	1732
20	2	69.5	20	1224	-	1038

Trial Number:			18			Detection (Yes/No)
Number of Bursts in Trial:			12			
Chirp Center Frequency:			5495.464			Y
Burst	Number of Pulses	Pulse Width (Microseconds)	Chirp Width (MHz)	Pulse 1-to-2 Spacing (µsec)	Pulse 2-to-3 Spacing (µsec)	Starting Location Within Interval (µsec)
1	3	86.4	10	1918	1455	1259
2	3	92.2	10	1719	1895	1598
3	2	80.4	10	1899	-	1816
4	1	54.3	10	-	-	1335
5	1	53.1	10	-	-	1303
6	2	69.4	10	1546	-	1503
7	2	69.1	10	1639	-	1279
8	3	100	10	1438	1595	1375
9	2	79.6	10	1705	-	1239
10	3	88.4	10	1579	1623	1374
11	1	53.3	10	-	-	1016
12	1	65.3	10	-	-	1709
13	0	0	0	0	0	0
14	0	0	0	0	0	0
15	0	0	0	0	0	0
16	0	0	0	0	0	0
17	0	0	0	0	0	0
18	0	0	0	0	0	0
19	0	0	0	0	0	0
20	0	0	0	0	0	0

DFS Radar Parameters
FCC Radar Type 5
Channel 102 Bandwidth 40MHz

Trial Number:			19			Detection (Yes/No)
Number of Bursts in Trial:			14			
Chirp Center Frequency:			5496.264			N
Burst	Number of Pulses	Pulse Width (Microseconds)	Chirp Width (MHz)	Pulse 1-to-2 Spacing (µsec)	Pulse 2-to-3 Spacing (µsec)	Starting Location Within Interval (µsec)
1	1	55.3	12	-	-	1920
2	1	58.3	12	-	-	1797
3	2	72.3	12	1039.000	-	1610
4	3	84.8	12	1761.000	1721.000	1131
5	2	82.5	12	1431.000	-	1875
6	1	63.3	12	-	-	1095
7	2	80	12	1913.000	-	1119
8	3	90.3	12	1853.000	1123.000	1660
9	3	91.1	12	1783.000	1172.000	1539
10	3	96.6	12	1036.000	1385.000	1525
11	2	82.7	12	1990.000	-	1710
12	1	50.7	12	-	-	1234
13	2	78.4	12	1109.000	-	1047
14	3	99.5	12	1965.000	1869.000	1299
15	0	0	0	0.000	0.000	0
16	0	0	0	0.000	0.000	0
17	0	0	0	0.000	0.000	0
18	0	0	0	0.000	0.000	0
19	0	0	0	0.000	0.000	0
20	0	0	0	0.000	0.000	0

Trial Number:			20			Detection (Yes/No)
Number of Bursts in Trial:			12			
Chirp Center Frequency:			5495.464			Y
Burst	Number of Pulses	Pulse Width (Microseconds)	Chirp Width (MHz)	Pulse 1-to-2 Spacing (µsec)	Pulse 2-to-3 Spacing (µsec)	Starting Location Within Interval (µsec)
1	3	88.6	10	1067	1927	1501
2	1	57.4	10	-	-	1723
3	3	96.6	10	1658	1324	1086
4	2	69.7	10	1945	-	1751
5	2	77.9	10	1317	-	1642
6	1	62	10	-	-	1866
7	3	88.4	10	1077	1366	1997
8	3	97.3	10	1896	1367	1790
9	3	96.2	10	1787	1672	1391
10	3	95.4	10	1892	1414	1020
11	1	54.8	10	-	-	1084
12	2	80.4	10	1436	-	1850
13	0	0	0	0	0	0
14	0	0	0	0	0	0
15	0	0	0	0	0	0
16	0	0	0	0	0	0
17	0	0	0	0	0	0
18	0	0	0	0	0	0
19	0	0	0	0	0	0
20	0	0	0	0	0	0

DFS Radar Parameters
FCC Radar Type 5
Channel 102 Bandwidth 40MHz

Trial Number:			21			Detection (Yes/No)
Number of Bursts in Trial:			16			
Chirp Center Frequency:			5522.536			Y
Burst	Number of Pulses	Pulse Width (Microseconds)	Chirp Width (MHz)	Pulse 1-to-2 Spacing (µsec)	Pulse 2-to-3 Spacing (µsec)	Starting Location Within Interval (µsec)
1	2	74.7	15	1611	-	1619
2	1	57.1	15	-	-	1560
3	3	91.9	15	1475	1276	1392
4	2	83.1	15	1772	-	1809
5	1	50.7	15	-	-	1003
6	2	79.2	15	1600	-	1574
7	1	58.7	15	-	-	1186
8	2	71	15	1567	-	1521
9	2	79	15	1960	-	1777
10	2	68.5	15	1428	-	1284
11	2	73.5	15	1352	-	1904
12	2	70.5	15	1115	-	1864
13	2	76.6	15	1300	-	1045
14	2	81.2	15	1675	-	1160
15	1	61.8	15	-	-	1277
16	3	94.9	15	1206	1860	1450
17	0	0	0	0	0	0
18	0	0	0	0	0	0
19	0	0	0	0	0	0
20	0	0	0	0	0	0

Trial Number:			22			Detection (Yes/No)
Number of Bursts in Trial:			12			
Chirp Center Frequency:			5524.936			Y
Burst	Number of Pulses	Pulse Width (Microseconds)	Chirp Width (MHz)	Pulse 1-to-2 Spacing (µsec)	Pulse 2-to-3 Spacing (µsec)	Starting Location Within Interval (µsec)
1	2	78.5	9	1698	-	1653
2	3	89.8	9	1962	1167	1174
3	1	59.4	9	-	-	1982
4	2	79.6	9	1890	-	1633
5	2	76	9	1811	-	1112
6	1	53.6	9	-	-	1144
7	2	80.9	9	1053	-	1220
8	1	61.6	9	-	-	1724
9	1	53.4	9	-	-	1901
10	1	59.9	9	-	-	1379
11	1	60.4	9	-	-	1453
12	3	91.4	9	1726	1227	1768
13	0	0	0	0	0	0
14	0	0	0	0	0	0
15	0	0	0	0	0	0
16	0	0	0	0	0	0
17	0	0	0	0	0	0
18	0	0	0	0	0	0
19	0	0	0	0	0	0
20	0	0	0	0	0	0

DFS Radar Parameters
FCC Radar Type 5
Channel 102 Bandwidth 40MHz

Trial Number:			23			Detection (Yes/No)
Number of Bursts in Trial:			20			
Chirp Center Frequency:			5520.536			Y
Burst	Number of Pulses	Pulse Width (Microseconds)	Chirp Width (MHz)	Pulse 1-to-2 Spacing (µsec)	Pulse 2-to-3 Spacing (µsec)	Starting Location Within Interval (µsec)
1	2	77	20	1363	-	1191
2	1	58.1	20	-	-	1248
3	1	62.1	20	-	-	1836
4	2	76.9	20	1236	-	1334
5	2	80	20	1852	-	1914
6	1	52	20	-	-	1701
7	3	88.6	20	1995	1905	1693
8	2	72.9	20	1387	-	1922
9	3	98.5	20	1746	1389	1839
10	1	57.9	20	-	-	1193
11	3	95.9	20	1870	1066	1659
12	1	53.5	20	-	-	1162
13	3	92	20	1654	1458	1745
14	1	57.3	20	-	-	1834
15	2	70.5	20	1586	-	1684
16	2	70	20	1664	-	1042
17	3	84	20	1630	1176	1765
18	2	76.1	20	1057	-	1557
19	3	93.2	20	1018	1340	1985
20	3	96.8	20	1614	1817	1760

Trial Number:			24			Detection (Yes/No)
Number of Bursts in Trial:			14			
Chirp Center Frequency:			5523.736			Y
Burst	Number of Pulses	Pulse Width (Microseconds)	Chirp Width (MHz)	Pulse 1-to-2 Spacing (µsec)	Pulse 2-to-3 Spacing (µsec)	Starting Location Within Interval (µsec)
1	1	50.1	12	-	-	1841
2	3	93.5	12	1081	1413	1590
3	2	68.8	12	1577	-	1707
4	1	56.3	12	-	-	1056
5	3	86	12	1108	1987	1953
6	2	75.2	12	1536	-	1572
7	1	54.4	12	-	-	1517
8	2	71.1	12	1243	-	1329
9	2	76.2	12	1770	-	1940
10	2	80.2	12	1209	-	1098
11	2	79.7	12	1214	-	1588
12	3	90.9	12	1862	1601	1615
13	2	68.7	12	1441	-	1377
14	2	67.4	12	1313	-	1872
15	0	0	0	0	0	0
16	0	0	0	0	0	0
17	0	0	0	0	0	0
18	0	0	0	0	0	0
19	0	0	0	0	0	0
20	0	0	0	0	0	0

DFS Radar Parameters
FCC Radar Type 5
Channel 102 Bandwidth 40MHz

Trial Number:			25			Detection (Yes/No)
Number of Bursts in Trial:			13			
Chirp Center Frequency:			5524.136			Y
Burst	Number of Pulses	Pulse Width (Microseconds)	Chirp Width (MHz)	Pulse 1-to-2 Spacing (µsec)	Pulse 2-to-3 Spacing (µsec)	Starting Location Within Interval (µsec)
1	3	94	11	1748	1941	1643
2	2	70.8	11	1201	-	1177
3	1	56.3	11	-	-	1006
4	3	96.7	11	1163	1332	1230
5	3	90.6	11	1582	1498	1217
6	2	74.5	11	1281	-	1569
7	3	92.6	11	1669	1222	1065
8	3	89	11	1135	1380	1493
9	3	96.5	11	1822	1602	1607
10	2	70.5	11	1178	-	1141
11	3	94	11	1629	1956	1009
12	1	55.8	11	-	-	1290
13	3	87.7	11	1963	1164	1435
14	0	0	0	0	0	0
15	0	0	0	0	0	0
16	0	0	0	0	0	0
17	0	0	0	0	0	0
18	0	0	0	0	0	0
19	0	0	0	0	0	0
20	0	0	0	0	0	0

Trial Number:			26			Detection (Yes/No)
Number of Bursts in Trial:			8			
Chirp Center Frequency:			5526.536			N
Burst	Number of Pulses	Pulse Width (Microseconds)	Chirp Width (MHz)	Pulse 1-to-2 Spacing (µsec)	Pulse 2-to-3 Spacing (µsec)	Starting Location Within Interval (µsec)
1	2	68.6	5	1161	-	1306
2	2	83.1	5	1315	-	1420
3	1	60.9	5	-	-	1687
4	2	77.7	5	1158	-	1776
5	2	77.4	5	1510	-	1793
6	2	66.8	5	1323	-	1576
7	1	63.7	5	-	-	1333
8	3	91.2	5	1681	1275	1409
9	0	0	0	0	0	0
10	0	0	0	0	0	0
11	0	0	0	0	0	0
12	0	0	0	0	0	0
13	0	0	0	0	0	0
14	0	0	0	0	0	0
15	0	0	0	0	0	0
16	0	0	0	0	0	0
17	0	0	0	0	0	0
18	0	0	0	0	0	0
19	0	0	0	0	0	0
20	0	0	0	0	0	0

DFS Radar Parameters
FCC Radar Type 5
Channel 102 Bandwidth 40MHz

Trial Number:			27			Detection (Yes/No)
Number of Bursts in Trial:			17			
Chirp Center Frequency:			5522.136			Y
Burst	Number of Pulses	Pulse Width (Microseconds)	Chirp Width (MHz)	Pulse 1-to-2 Spacing (µsec)	Pulse 2-to-3 Spacing (µsec)	Starting Location Within Interval (µsec)
1	3	83.6	16	1195	1000	1632
2	3	89.4	16	1627	1656	1173
3	1	55.8	16	-	-	1532
4	3	90.9	16	1554	1998	1981
5	1	54.7	16	-	-	1825
6	3	97.7	16	1202	1250	1734
7	2	67.5	16	1434	-	1571
8	3	96.7	16	1469	1268	1589
9	2	68.3	16	1954	-	1750
10	2	78.3	16	1082	-	1591
11	1	55	16	-	-	1427
12	3	84.9	16	1936	1199	1129
13	2	74.6	16	1856	-	1959
14	1	63.3	16	-	-	1885
15	3	99.8	16	1515	1120	1035
16	1	63.6	16	-	-	1647
17	3	87.3	16	1051	1831	1931
18	0	0	0	0	0	0
19	0	0	0	0	0	0
20	0	0	0	0	0	0

Trial Number:			28			Detection (Yes/No)
Number of Bursts in Trial:			19			
Chirp Center Frequency:			5520.936			Y
Burst	Number of Pulses	Pulse Width (Microseconds)	Chirp Width (MHz)	Pulse 1-to-2 Spacing (µsec)	Pulse 2-to-3 Spacing (µsec)	Starting Location Within Interval (µsec)
1	3	85.6	19	1078	1015	1946
2	2	68.6	19	1780	-	1029
3	1	54.2	19	-	-	1111
4	1	61.2	19	-	-	1104
5	3	97.1	19	1969	1100	1157
6	3	98.3	19	1699	1622	1142
7	1	62.4	19	-	-	1655
8	2	80.2	19	1769	-	1126
9	3	87.5	19	1448	1179	1216
10	3	85.8	19	1348	1472	1847
11	3	88.1	19	1124	1631	1023
12	1	65.3	19	-	-	1848
13	1	52.5	19	-	-	1470
14	1	52.3	19	-	-	1312
15	2	74.1	19	1200	-	1915
16	1	54.9	19	-	-	1479
17	2	76.2	19	1502	-	1376
18	1	60.4	19	-	-	1758
19	2	81.5	19	1103	-	1491
20	0	0	0	0	0	0

DFS Radar Parameters
FCC Radar Type 5
Channel 102 Bandwidth 40MHz

Trial Number:			29			Detection (Yes/No)
Number of Bursts in Trial:			12			
Chirp Center Frequency:			5524.536			Y
Burst	Number of Pulses	Pulse Width (Microseconds)	Chirp Width (MHz)	Pulse 1-to-2 Spacing (µsec)	Pulse 2-to-3 Spacing (µsec)	Starting Location Within Interval (µsec)
1	1	50.5	10	-	-	1857
2	1	55.7	10	-	-	1246
3	3	85.8	10	1002	1967	1774
4	2	76.9	10	1474	-	1125
5	2	75.1	10	1052	-	1254
6	3	92.3	10	1486	1492	1180
7	2	78.1	10	1757	-	1301
8	3	92.2	10	1252	1713	1898
9	3	89	10	1706	1411	1260
10	2	70.9	10	1620	-	1578
11	1	63.1	10	-	-	1782
12	1	55.3	10	-	-	1522
13	0	0	0	0	0	0
14	0	0	0	0	0	0
15	0	0	0	0	0	0
16	0	0	0	0	0	0
17	0	0	0	0	0	0
18	0	0	0	0	0	0
19	0	0	0	0	0	0
20	0	0	0	0	0	0

Trial Number:			30			Detection (Yes/No)
Number of Bursts in Trial:			18			
Chirp Center Frequency:			5521.736			Y
Burst	Number of Pulses	Pulse Width (Microseconds)	Chirp Width (MHz)	Pulse 1-to-2 Spacing (µsec)	Pulse 2-to-3 Spacing (µsec)	Starting Location Within Interval (µsec)
1	3	83.4	17	1205	1801	1454
2	3	97.3	17	1826	1635	1319
3	3	90.4	17	1986	1674	1079
4	3	91.8	17	1151	1802	1563
5	3	98.2	17	1977	1766	1876
6	1	59.5	17	-	-	1952
7	2	80	17	1137	-	1253
8	3	86.5	17	1128	1828	1054
9	3	91.1	17	1599	1442	1105
10	3	93.5	17	1373	1087	1867
11	1	60.7	17	-	-	1033
12	2	67.2	17	1405	-	1288
13	1	61.8	17	-	-	1585
14	2	79.4	17	1667	-	1933
15	2	81.4	17	1464	-	1096
16	1	65.7	17	-	-	1496
17	2	76	17	1255	-	1733
18	2	81	17	1668	-	1326
19	0	0	0	0	0	0
20	0	0	0	0	0	0

Channel 106 Bandwidth 80MHz

DFS Radar Parameters
FCC Radar Type 1 Test A
Channel 106 Bandwidth 80MHz

Trial #	Frequency	Pulse Repetition Frequency Number (1 to 23)	Pulse Repetition Frequency (Pulses Per Second)	Pulse Repetition Interval (Microseconds)	Detection (Yes / No)
1	5493.8	16	1222.49	818	Y
2	5529.2	20	1113.59	898	Y
3	5504.6	15	1253.13	798	Y
4	5556.8	2	1858.74	538	Y
5	5503.2	13	1319.26	758	Y
6	5512.3	7	1567.40	638	Y
7	5515.4	18	1165.50	858	Y
8	5499.9	22	1066.10	938	Y
9	5518.4	6	1618.12	618	Y
10	5493.5	9	1474.93	678	Y
11	5525.7	19	1138.95	878	Y
12	5535.1	21	1089.32	918	Y
13	5510.8	5	1672.24	598	Y
14	5560.0	12	326.16	3066	Y
15	5544.2	10	1432.66	698	Y
16	5532.5	16	1222.49	818	Y
17	5565.4	20	1113.59	898	Y
18	5534.7	15	1253.13	798	Y
19	5523.5	2	1858.74	538	Y
20	5560.8	13	1319.26	758	Y
21	5491.4	7	1567.40	638	Y
22	5552.0	18	1165.50	858	Y
23	5519.7	22	1066.10	938	Y
24	5549.4	6	1618.12	618	Y
25	5490.1	9	1474.93	678	Y
26	5491.0	19	1138.95	878	Y
27	5526.5	21	1089.32	918	Y
28	5538.5	5	1672.24	598	Y
29	5502.2	12	326.16	3066	Y
30	5560.2	10	1432.66	698	Y

DFS Radar Parameters
FCC Radar Type 1 Test B
Channel 106 Bandwidth 80MHz

Trial #	Frequency	Pulse Repetition Frequency Number (1 to 23)	Pulse Repetition Frequency (Pulses Per Second)	Pulse Repetition Interval (Microseconds)	Detection (Yes / No)
1	5544.9		1290.32	775	Y
2	5536.1		370.23	2701	Y
3	5561.3		394.79	2533	Y
4	5533.8		1111.11	900	Y
5	5537.4		488.28	2048	Y
6	5515.9		561.17	1782	Y
7	5546.8		445.04	2247	Y
8	5555.9		644.33	1552	Y
9	5538.5		697.35	1434	Y
10	5542.0		541.71	1846	Y
11	5550.4		575.71	1737	Y
12	5560.6		846.02	1182	Y
13	5534.4		348.07	2873	Y
14	5498.5		381.83	2619	Y
15	5506.3		465.98	2146	Y
16	5539.9	-	1290.32	775	Y
17	5551.9		370.23	2701	Y
18	5525.7		394.79	2533	Y
19	5510.5		1111.11	900	Y
20	5509.3		488.28	2048	Y
21	5539.2		561.17	1782	Y
22	5530.8		445.04	2247	Y
23	5515.6		644.33	1552	Y
24	5541.0		697.35	1434	Y
25	5510.9		541.71	1846	Y
26	5524.0		575.71	1737	Y
27	5499.7		846.02	1182	Y
28	5553.4		348.07	2873	Y
29	5528.4		381.83	2619	Y
30	5498.4		465.98	2146	Y

DFS Radar Parameters
FCC Radar Type 2
Channel 106 Bandwidth 80MHz

Trial #	Frequency	Number Pulses per Burst	Pulse Width (Microseconds)	Pulse Repetition Interval (Microseconds)	Detection (Yes / No)
1	5530.6	23	1.00	165	N
2	5501.8	26	3.00	162	Y
3	5499.4	24	1.60	167	Y
4	5536.7	25	2.40	151	N
5	5516.7	25	2.50	187	Y
6	5513.6	23	1.40	202	Y
7	5554.0	28	3.90	182	Y
8	5512.8	29	4.80	154	Y
9	5544.5	28	4.30	150	Y
10	5511.2	25	2.20	171	Y
11	5549.6	26	3.10	166	Y
12	5504.3	29	4.80	174	Y
13	5570.0	28	4.40	161	N
14	5567.5	25	2.20	188	Y
15	5504.5	25	2.10	227	Y
16	5557.2	24	1.70	201	Y
17	5567.2	24	2.00	193	N
18	5503.7	25	2.60	210	Y
19	5510.3	28	4.20	222	Y
20	5495.7	24	1.80	221	Y
21	5556.6	26	3.10	180	Y
22	5565.1	29	4.70	164	Y
23	5525.4	24	1.80	156	N
24	5533.8	24	1.70	225	Y
25	5552.4	29	4.70	200	Y
26	5559.8	29	4.70	170	Y
27	5541.5	25	2.20	195	Y
28	5503.8	25	2.70	184	Y
29	5498.2	29	4.90	183	Y
30	5512.4	24	1.90	205	Y

DFS Radar Parameters
FCC Radar Type 3
Channel 106 Bandwidth 80MHz

Trial #	Frequency	Number Pulses per Burst	Pulse Width (Microseconds)	Pulse Repetition Interval (Microseconds)	Detection (Yes / No)
1	5513.5	16	6.00	484	Y
2	5502.9	17	8.00	393	Y
3	5490.6	16	6.60	242	Y
4	5553.3	17	7.40	494	Y
5	5544.5	17	7.50	259	Y
6	5537.1	16	6.40	363	Y
7	5506.2	18	8.90	279	Y
8	5547.9	18	9.80	355	Y
9	5540.7	18	9.30	421	Y
10	5552.6	16	7.20	235	Y
11	5569.1	17	8.10	268	N
12	5496.6	18	9.80	400	N
13	5490.3	18	9.40	312	Y
14	5559.2	16	7.20	238	Y
15	5514.6	16	7.10	229	Y
16	5548.5	16	6.70	469	Y
17	5565.3	16	7.00	298	N
18	5502.2	17	7.60	449	Y
19	5541.5	18	9.20	275	Y
20	5528.6	16	6.80	381	Y
21	5517.5	17	8.10	481	Y
22	5543.8	18	9.70	342	Y
23	5520.5	16	6.80	474	Y
24	5535.8	16	6.70	450	Y
25	5499.2	18	9.70	461	Y
26	5492.5	18	9.70	205	N
27	5493.2	16	7.20	422	Y
28	5525.0	17	7.70	224	Y
29	5561.6	18	9.90	222	N
30	5561.7	16	6.90	413	N

DFS Radar Parameters
FCC Radar Type 4
Channel 106 Bandwidth 80MHz

Trial #	Frequency	Number Pulses per Burst	Pulse Width (Microseconds)	Pulse Repetition Interval (Microseconds)	Detection (Yes / No)
1	5521.7	12	11.20	484	Y
2	5507.0	14	15.60	393	Y
3	5556.1	12	12.50	242	Y
4	5509.1	13	14.30	494	Y
5	5564.7	13	14.30	259	N
6	5513.2	12	11.90	363	Y
7	5513.5	15	17.50	279	N
8	5542.0	16	19.50	355	Y
9	5499.2	16	18.40	421	Y
10	5498.1	13	13.70	235	N
11	5564.0	14	15.60	268	N
12	5527.9	16	19.60	400	Y
13	5547.5	16	18.60	312	Y
14	5522.1	13	13.80	238	N
15	5547.8	13	13.60	229	Y
16	5556.1	12	12.50	469	Y
17	5542.9	13	13.20	298	Y
18	5558.4	14	14.70	449	Y
19	5565.1	16	18.30	275	N
20	5532.7	12	12.70	381	Y
21	5533.3	14	15.60	481	Y
22	5559.8	16	19.20	342	Y
23	5552.9	13	12.90	474	Y
24	5527.0	12	12.70	450	Y
25	5523.1	16	19.30	461	Y
26	5543.3	16	19.20	205	Y
27	5514.0	13	13.70	422	Y
28	5552.4	14	14.80	224	Y
29	5512.4	16	19.70	222	Y
30	5548.3	13	13.00	413	Y

DFS Radar Parameters
FCC Radar Type 5
Channel 106 Bandwidth 80MHz

Trial Number:			1			Detection (Yes/No)
Number of Bursts in Trial:			15			
Chirp Center Frequency:			5530			Y
Burst	Number of Pulses	Pulse Width (Microseconds)	Chirp Width (MHz)	Pulse 1-to-2 Spacing (µsec)	Pulse 2-to-3 Spacing (µsec)	Starting Location Within Interval (µsec)
1	2	77.8	13	1477	-	1665
2	1	51.9	13	-	-	1074
3	1	63.8	13	-	-	1584
4	3	96.6	13	1786	1843	1682
5	3	85.9	13	1215	1729	1795
6	2	73.7	13	1549	-	1198
7	2	77.2	13	1819	-	1837
8	2	68.4	13	1114	-	1587
9	2	76.7	13	1155	-	2000
10	1	53.2	13	-	-	1147
11	3	85.7	13	1695	1394	1433
12	3	94.3	13	1426	1935	1670
13	2	77.6	13	1671	-	1294
14	1	65.7	13	-	-	1512
15	3	93.5	13	1130	1468	1444
16	0	0	0	0	0	0
17	0	0	0	0	0	0
18	0	0	0	0	0	0
19	0	0	0	0	0	0
20	0	0	0	0	0	0

Trial Number:			2			Detection (Yes/No)
Number of Bursts in Trial:			8			
Chirp Center Frequency:			5530			Y
Burst	Number of Pulses	Pulse Width (Microseconds)	Chirp Width (MHz)	Pulse 1-to-2 Spacing (µsec)	Pulse 2-to-3 Spacing (µsec)	Starting Location Within Interval (µsec)
1	2	75	5	1527	-	1880
2	3	99.4	5	1262	1257	1401
3	2	67.4	5	1403	-	1531
4	2	73.6	5	1041	-	1449
5	1	65.9	5	-	-	1432
6	3	83.8	5	1292	1419	1356
7	1	65.5	5	-	-	1543
8	3	98.6	5	1796	1728	1548
9	0	0	0	0	0	0
10	0	0	0	0	0	0
11	0	0	0	0	0	0
12	0	0	0	0	0	0
13	0	0	0	0	0	0
14	0	0	0	0	0	0
15	0	0	0	0	0	0
16	0	0	0	0	0	0
17	0	0	0	0	0	0
18	0	0	0	0	0	0
19	0	0	0	0	0	0
20	0	0	0	0	0	0

DFS Radar Parameters
FCC Radar Type 5
Channel 106 Bandwidth 80MHz

Trial Number:			3			Detection (Yes/No)
Number of Bursts in Trial:			11			
Chirp Center Frequency:			5530			Y
Burst	Number of Pulses	Pulse Width (Microseconds)	Chirp Width (MHz)	Pulse 1-to-2 Spacing (µsec)	Pulse 2-to-3 Spacing (µsec)	Starting Location Within Interval (µsec)
1	2	73.8	9	1538	-	1806
2	2	69.5	9	1649	-	1117
3	1	51.9	9	-	-	1651
4	3	84.6	9	1032	1271	1976
5	3	95.4	9	1903	1388	1060
6	2	68	9	1351	-	1368
7	3	89.6	9	1514	1573	1338
8	2	81.9	9	1689	-	1022
9	3	88.3	9	1330	1838	1810
10	1	53.7	9	-	-	1597
11	3	91.3	9	1106	1001	1961
12	0	0	0	0	0	0
13	0	0	0	0	0	0
14	0	0	0	0	0	0
15	0	0	0	0	0	0
16	0	0	0	0	0	0
17	0	0	0	0	0	0
18	0	0	0	0	0	0
19	0	0	0	0	0	0
20	0	0	0	0	0	0

Trial Number:			4			Detection (Yes/No)
Number of Bursts in Trial:			11			
Chirp Center Frequency:			5530			Y
Burst	Number of Pulses	Pulse Width (Microseconds)	Chirp Width (MHz)	Pulse 1-to-2 Spacing (µsec)	Pulse 2-to-3 Spacing (µsec)	Starting Location Within Interval (µsec)
1	2	68.1	19	1355	-	1339
2	1	58.7	19	-	-	1251
3	2	75.3	19	1640	-	1136
4	1	56.4	19	-	-	1753
5	3	99.7	19	1708	1159	1196
6	1	57.7	19	-	-	1013
7	1	59.5	19	-	-	1072
8	2	80	19	1369	-	1482
9	2	82	19	1197	-	1993
10	2	82.8	19	1005	-	1883
11	3	88	19	1928	1101	1061
12	3	93.2	19	1907	1223	1207
13	2	70.4	19	1360	-	1526
14	3	95.3	19	1955	1775	1171
15	2	81.9	19	1545	-	1690
16	3	98.5	19	1169	1062	1975
17	1	65	19	-	-	1767
18	3	85.4	19	1637	1425	1011
19	3	91.6	19	1445	1325	1878
20	2	67.3	19	1218	-	1091

DFS Radar Parameters
FCC Radar Type 5
Channel 106 Bandwidth 80MHz

Trial Number:			5			Detection (Yes/No)
Number of Bursts in Trial:			17			
Chirp Center Frequency:			5530			Y
Burst	Number of Pulses	Pulse Width (Microseconds)	Chirp Width (MHz)	Pulse 1-to-2 Spacing (µsec)	Pulse 2-to-3 Spacing (µsec)	Starting Location Within Interval (µsec)
1	2	67.9	16	1133	-	1320
2	1	62.3	16	-	-	1957
3	1	53.3	16	-	-	1592
4	3	90	16	1153	1346	1900
5	2	77.1	16	1646	-	1166
6	3	83.9	16	1232	1459	1278
7	3	89.1	16	1384	1939	1240
8	2	81.8	16	1676	-	1833
9	1	50.3	16	-	-	1075
10	3	87.1	16	1996	1756	1116
11	2	71.3	16	1815	-	1225
12	3	97.5	16	1465	1132	1884
13	3	90.6	16	1040	1354	1561
14	3	86.3	16	1183	1792	1596
15	3	97.6	16	1073	1361	1365
16	3	84.7	16	1718	1854	1021
17	3	99.7	16	1244	1988	1150
18	0	0	0	0	0	0
19	0	0	0	0	0	0
20	0	0	0	0	0	0

Trial Number:			6			Detection (Yes/No)
Number of Bursts in Trial:			14			
Chirp Center Frequency:			5530			Y
Burst	Number of Pulses	Pulse Width (Microseconds)	Chirp Width (MHz)	Pulse 1-to-2 Spacing (µsec)	Pulse 2-to-3 Spacing (µsec)	Starting Location Within Interval (µsec)
1	3	92.9	12	1564	1407	1085
2	2	67.7	12	1747	-	1744
3	1	65.8	12	-	-	1092
4	1	56.3	12	-	-	1851
5	1	53.7	12	-	-	1727
6	3	83.5	12	1930	1025	1679
7	1	65.8	12	-	-	1519
8	3	85.9	12	1034	1808	1134
9	2	76.3	12	1926	-	1606
10	2	81.5	12	1714	-	1891
11	3	89.4	12	1594	1827	1310
12	1	63.4	12	-	-	1568
13	2	69.6	12	1925	-	1307
14	2	74.5	12	1846	-	1264
15	0	0	0	0	0	0
16	0	0	0	0	0	0
17	0	0	0	0	0	0
18	0	0	0	0	0	0
19	0	0	0	0	0	0
20	0	0	0	0	0	0

DFS Radar Parameters
FCC Radar Type 5
Channel 106 Bandwidth 80MHz

Trial Number:			7			Detection (Yes/No)
Number of Bursts in Trial:			15			
Chirp Center Frequency:			5530			Y
Burst	Number of Pulses	Pulse Width (Microseconds)	Chirp Width (MHz)	Pulse 1-to-2 Spacing (µsec)	Pulse 2-to-3 Spacing (µsec)	Starting Location Within Interval (µsec)
1	1	52.6	10	-	-	1210
2	3	84.1	10	1725	1529	1314
3	3	97.7	10	1868	1805	1139
4	3	97.3	10	1446	1755	1341
5	3	98.8	10	1386	1302	1544
6	2	72.2	10	1184	-	1771
7	2	67.6	10	1027	-	1175
8	2	75.7	10	1871	-	1026
9	1	60.9	10	-	-	1798
10	1	64.2	10	-	-	1138
11	2	78.8	10	1604	-	1784
12	3	87.5	10	1712	1683	1511
13	0	0	0	0	0	0
14	0	0	0	0	0	0
15	0	0	0	0	0	0
16	0	0	0	0	0	0
17	0	0	0	0	0	0
18	0	0	0	0	0	0
19	0	0	0	0	0	0
20	0	0	0	0	0	0

Trial Number:			8			Detection (Yes/No)
Number of Bursts in Trial:			12			
Chirp Center Frequency:			5530			Y
Burst	Number of Pulses	Pulse Width (Microseconds)	Chirp Width (MHz)	Pulse 1-to-2 Spacing (µsec)	Pulse 2-to-3 Spacing (µsec)	Starting Location Within Interval (µsec)
1	1	52.6	10	-	-	1210
2	3	84.1	10	1725	1529	1314
3	3	97.7	10	1868	1805	1139
4	3	97.3	10	1446	1755	1341
5	3	98.8	10	1386	1302	1544
6	2	72.2	10	1184	-	1771
7	2	67.6	10	1027	-	1175
8	2	75.7	10	1871	-	1026
9	1	60.9	10	-	-	1798
10	1	64.2	10	-	-	1138
11	2	78.8	10	1604	-	1784
12	3	87.5	10	1712	1683	1511
13	0	0	0	0	0	0
14	0	0	0	0	0	0
15	0	0	0	0	0	0
16	0	0	0	0	0	0
17	0	0	0	0	0	0
18	0	0	0	0	0	0
19	0	0	0	0	0	0
20	0	0	0	0	0	0

DFS Radar Parameters
FCC Radar Type 5
Channel 106 Bandwidth 80MHz

Trial Number:			9			Detection (Yes/No)
Number of Bursts in Trial:			14			
Chirp Center Frequency:			5530			Y
Burst	Number of Pulses	Pulse Width (Microseconds)	Chirp Width (MHz)	Pulse 1-to-2 Spacing (µsec)	Pulse 2-to-3 Spacing (µsec)	Starting Location Within Interval (µsec)
1	1	54.1	13	-	-	1415
2	1	50.7	13	-	-	1221
3	1	52.3	13	-	-	1974
4	3	99.8	13	1696	1949	1558
5	2	68.4	13	1099	-	1014
6	2	80.8	13	1505	-	1736
7	1	62.5	13	-	-	1778
8	2	74.8	13	1204	-	1149
9	1	50.8	13	-	-	1049
10	1	54	13	-	-	1417
11	1	63	13	-	-	1730
12	3	91.8	13	1270	1347	1143
13	2	79.3	13	1992	-	1274
14	1	64.3	13	-	-	1937
15	0	0	0	0	0	0
16	0	0	0	0	0	0
17	0	0	0	0	0	0
18	0	0	0	0	0	0
19	0	0	0	0	0	0
20	0	0	0	0	0	0

Trial Number:			10			Detection (Yes/No)
Number of Bursts in Trial:			8			
Chirp Center Frequency:			5530			Y
Burst	Number of Pulses	Pulse Width (Microseconds)	Chirp Width (MHz)	Pulse 1-to-2 Spacing (µsec)	Pulse 2-to-3 Spacing (µsec)	Starting Location Within Interval (µsec)
1	1	63.4	6	-	-	1043
2	1	52	6	-	-	1863
3	3	97.2	6	1605	1583	1973
4	2	78.7	6	1743	-	1466
5	2	74.2	6	1219	-	1280
6	3	88.7	6	1934	1273	1293
7	1	54.3	6	-	-	1991
8	3	95.4	6	1555	1791	1580
9	0	0	0	0	0	0
10	0	0	0	0	0	0
11	0	0	0	0	0	0
12	0	0	0	0	0	0
13	0	0	0	0	0	0
14	0	0	0	0	0	0
15	0	0	0	0	0	0
16	0	0	0	0	0	0
17	0	0	0	0	0	0
18	0	0	0	0	0	0
19	0	0	0	0	0	0
20	0	0	0	0	0	0

DFS Radar Parameters
FCC Radar Type 5
Channel 106 Bandwidth 80MHz

Trial Number:			11			Detection (Yes/No)
Number of Bursts in Trial:			17			
Chirp Center Frequency:			5498.456			Y
Burst	Number of Pulses	Pulse Width (Microseconds)	Chirp Width (MHz)	Pulse 1-to-2 Spacing (µsec)	Pulse 2-to-3 Spacing (µsec)	Starting Location Within Interval (µsec)
1	2	73.7	16	1497	-	1208
2	3	97.4	16	1754	1613	1942
3	3	91.7	16	1702	1462	1999
4	1	66.2	16	-	-	1393
5	2	70.8	16	1821	-	1968
6	1	52.3	16	-	-	1740
7	2	78.9	16	1984	-	1308
8	2	70.9	16	1358	-	1050
9	2	75.6	16	1430	-	1437
10	1	59.1	16	-	-	1697
11	2	77	16	1304	-	1397
12	2	67.9	16	1083	-	1803
13	2	81.2	16	1932	-	1720
14	2	78.7	16	1121	-	1247
15	1	63.3	16	-	-	1634
16	2	68.9	16	1423	-	1849
17	1	59.3	16	-	-	1093
18	0	0	0	0	0	0
19	0	0	0	0	0	0
20	0	0	0	0	0	0

Trial Number:			12			Detection (Yes/No)
Number of Bursts in Trial:			19			
Chirp Center Frequency:			5499.656			Y
Burst	Number of Pulses	Pulse Width (Microseconds)	Chirp Width (MHz)	Pulse 1-to-2 Spacing (µsec)	Pulse 2-to-3 Spacing (µsec)	Starting Location Within Interval (µsec)
1	3	98.9	98.9	1680	1488	1381
2	2	82.3	82.3	1855	-	1716
3	3	86.7	86.7	1400	1919	1211
4	3	89.7	89.7	1068	1282	1861
5	3	98.6	98.6	1194	1461	1507
6	2	71.1	71.1	1789	-	1921
7	1	55.9	55.9	-	-	1947
8	2	67.9	67.9	1372	-	1350
9	3	84.4	84.4	1107	1443	1203
10	1	58.8	58.8	-	-	1715
11	1	65.6	65.6	-	-	1017
12	2	78.5	78.5	1704	-	1911
13	2	82.3	82.3	1686	-	1845
14	3	90.1	90.1	1071	1266	1938
15	3	90.2	90.2	1089	1950	1989
16	2	83.1	83.1	1406	-	1943
17	1	58.8	58.8	-	-	1742
18	2	77	77	1657	-	1187
19	1	55	55	-	-	1012
20	0	0	0	0	0	0

DFS Radar Parameters
FCC Radar Type 5
Channel 106 Bandwidth 80MHz

Trial Number:			13			Detection (Yes/No)
Number of Bursts in Trial:			15			
Chirp Center Frequency:			5497.256			Y
Burst	Number of Pulses	Pulse Width (Microseconds)	Chirp Width (MHz)	Pulse 1-to-2 Spacing (µsec)	Pulse 2-to-3 Spacing (µsec)	Starting Location Within Interval (µsec)
1	1	58.1	13	-	-	1929
2	1	52.1	13	-	-	1910
3	1	59.9	13	-	-	1971
4	1	60.2	13	-	-	1812
5	3	95.9	13	1906	1608	1399
6	2	79.9	13	1859	-	1626
7	2	78.5	13	1917	-	1238
8	1	53.8	13	-	-	1763
9	1	64.7	13	-	-	1800
10	1	61.4	13	-	-	1390
11	2	83.2	13	1858	-	1692
12	3	84.7	13	1677	1638	1533
13	3	88.7	13	1528	1058	1703
14	2	78.3	13	1951	-	1258
15	2	69.3	13	1717	-	1731
16	0	0	0	0	0	0
17	0	0	0	0	0	0
18	0	0	0	0	0	0
19	0	0	0	0	0	0
20	0	0	0	0	0	0

Trial Number:			14			Detection (Yes/No)
Number of Bursts in Trial:			12			
Chirp Center Frequency:			5496.056			Y
Burst	Number of Pulses	Pulse Width (Microseconds)	Chirp Width (MHz)	Pulse 1-to-2 Spacing (µsec)	Pulse 2-to-3 Spacing (µsec)	Starting Location Within Interval (µsec)
1	2	75.3	10	1612	-	1994
2	1	56.3	10	-	-	1456
3	2	67.7	10	1185	-	1617
4	1	55.6	10	-	-	1337
5	2	75.2	10	1267	-	1421
6	2	76.3	10	1305	-	1359
7	3	85.7	10	1362	1924	1547
8	3	98.4	10	1550	1249	1873
9	3	86.4	10	1439	1046	1779
10	3	93.6	10	1031	1452	1059
11	1	63.3	10	-	-	1328
12	3	92.4	10	1673	1322	1412
13	0	0	0	0	0	0
14	0	0	0	0	0	0
15	0	0	0	0	0	0
16	0	0	0	0	0	0
17	0	0	0	0	0	0
18	0	0	0	0	0	0
19	0	0	0	0	0	0
20	0	0	0	0	0	0

DFS Radar Parameters
FCC Radar Type 5
Channel 106 Bandwidth 80MHz

Trial Number:			15			Detection (Yes/No)
Number of Bursts in Trial:			19			
Chirp Center Frequency:			5499.256			Y
Burst	Number of Pulses	Pulse Width (Microseconds)	Chirp Width (MHz)	Pulse 1-to-2 Spacing (µsec)	Pulse 2-to-3 Spacing (µsec)	Starting Location Within Interval (µsec)
1	3	93.3	18	1912	1535	1983
2	2	69.1	18	1794	-	1102
3	3	86.9	18	1152	1148	1044
4	3	84.9	18	1948	1118	1894
5	2	72.3	18	1916	-	1094
6	1	51.7	18	-	-	1447
7	1	58.3	18	-	-	1429
8	1	60.8	18	-	-	1979
9	1	57.1	18	-	-	1641
10	3	88.9	18	1964	1489	1886
11	2	72	18	1297	-	1909
12	3	90.9	18	1566	1370	1261
13	1	59.8	18	-	-	1552
14	2	70	18	1291	-	1759
15	2	67.2	18	1881	-	1625
16	3	91.2	18	1832	1661	1382
17	1	56.5	18	-	-	1483
18	1	51.2	18	-	-	1237
19	2	74.1	18	1245	-	1471
20	0	0	0	0	0	0

Trial Number:			16			Detection (Yes/No)
Number of Bursts in Trial:			14			
Chirp Center Frequency:			5496.856			Y
Burst	Number of Pulses	Pulse Width (Microseconds)	Chirp Width (MHz)	Pulse 1-to-2 Spacing (µsec)	Pulse 2-to-3 Spacing (µsec)	Starting Location Within Interval (µsec)
1	2	76.9	12	1140	-	1110
2	1	50.2	12	-	-	1316
3	1	62.9	12	-	-	1520
4	1	64.7	12	-	-	1902
5	3	83.8	12	1097	1621	1410
6	1	65.4	12	-	-	1944
7	1	53.2	12	-	-	1024
8	1	51.7	12	-	-	1603
9	2	78.7	12	1168	-	1804
10	2	72.4	12	1343	-	1030
11	1	53.8	12	-	-	1327
12	2	73.6	12	1553	-	1524
13	2	66.7	12	1122	-	1722
14	2	82.5	12	1019	-	1404
15	0	0	0	0	0	0
16	0	0	0	0	0	0
17	0	0	0	0	0	0
18	0	0	0	0	0	0
19	0	0	0	0	0	0
20	0	0	0	0	0	0

DFS Radar Parameters
FCC Radar Type 5
Channel 106 Bandwidth 80MHz

Trial Number:			17			Detection (Yes/No)
Number of Bursts in Trial:			20			
Chirp Center Frequency:			5500.056			Y
Burst	Number of Pulses	Pulse Width (Microseconds)	Chirp Width (MHz)	Pulse 1-to-2 Spacing (µsec)	Pulse 2-to-3 Spacing (µsec)	Starting Location Within Interval (µsec)
1	3	87.6	20	1055	1840	1565
2	3	85.2	20	1541	1408	1735
3	3	84.8	20	1889	1463	1534
4	2	77.9	20	1460	-	1749
5	2	76.5	20	1485	-	1518
6	1	60.9	20	-	-	1540
7	2	83	20	1010	-	1080
8	2	80.4	20	1752	-	1824
9	2	67.5	20	1181	-	1764
10	1	62.1	20	-	-	1495
11	3	86.4	20	1966	1263	1773
12	3	84.3	20	1188	1788	1593
13	2	76.9	20	1537	-	1226
14	3	95.8	20	1298	1844	1192
15	1	55.2	20	-	-	1644
16	1	59	20	-	-	1402
17	3	94.5	20	1700	1283	1296
18	3	91.9	20	1978	1165	1970
19	3	85.2	20	1551	1189	1732
20	2	69.5	20	1224	-	1038

Trial Number:			18			Detection (Yes/No)
Number of Bursts in Trial:			12			
Chirp Center Frequency:			5496.056			Y
Burst	Number of Pulses	Pulse Width (Microseconds)	Chirp Width (MHz)	Pulse 1-to-2 Spacing (µsec)	Pulse 2-to-3 Spacing (µsec)	Starting Location Within Interval (µsec)
1	3	86.4	10	1918	1455	1259
2	3	92.2	10	1719	1895	1598
3	2	80.4	10	1899	-	1816
4	1	54.3	10	-	-	1335
5	1	53.1	10	-	-	1303
6	2	69.4	10	1546	-	1503
7	2	69.1	10	1639	-	1279
8	3	100	10	1438	1595	1375
9	2	79.6	10	1705	-	1239
10	3	88.4	10	1579	1623	1374
11	1	53.3	10	-	-	1016
12	1	65.3	10	-	-	1709
13	0	0	0	0	0	0
14	0	0	0	0	0	0
15	0	0	0	0	0	0
16	0	0	0	0	0	0
17	0	0	0	0	0	0
18	0	0	0	0	0	0
19	0	0	0	0	0	0
20	0	0	0	0	0	0

DFS Radar Parameters
FCC Radar Type 5
Channel 106 Bandwidth 80MHz

Trial Number:			19			Detection (Yes/No)
Number of Bursts in Trial:			14			
Chirp Center Frequency:			5496.856			Y
Burst	Number of Pulses	Pulse Width (Microseconds)	Chirp Width (MHz)	Pulse 1-to-2 Spacing (µsec)	Pulse 2-to-3 Spacing (µsec)	Starting Location Within Interval (µsec)
1	1	55.3	12	-	-	1920
2	1	58.3	12	-	-	1797
3	2	72.3	12	1039.000	-	1610
4	3	84.8	12	1761.000	1721.000	1131
5	2	82.5	12	1431.000	-	1875
6	1	63.3	12	-	-	1095
7	2	80	12	1913.000	-	1119
8	3	90.3	12	1853.000	1123.000	1660
9	3	91.1	12	1783.000	1172.000	1539
10	3	96.6	12	1036.000	1385.000	1525
11	2	82.7	12	1990.000	-	1710
12	1	50.7	12	-	-	1234
13	2	78.4	12	1109.000	-	1047
14	3	99.5	12	1965.000	1869.000	1299
15	0	0	0	0.000	0.000	0
16	0	0	0	0.000	0.000	0
17	0	0	0	0.000	0.000	0
18	0	0	0	0.000	0.000	0
19	0	0	0	0.000	0.000	0
20	0	0	0	0.000	0.000	0

Trial Number:			20			Detection (Yes/No)
Number of Bursts in Trial:			12			
Chirp Center Frequency:			5496.056			Y
Burst	Number of Pulses	Pulse Width (Microseconds)	Chirp Width (MHz)	Pulse 1-to-2 Spacing (µsec)	Pulse 2-to-3 Spacing (µsec)	Starting Location Within Interval (µsec)
1	3	88.6	10	1067	1927	1501
2	1	57.4	10	-	-	1723
3	3	96.6	10	1658	1324	1086
4	2	69.7	10	1945	-	1751
5	2	77.9	10	1317	-	1642
6	1	62	10	-	-	1866
7	3	88.4	10	1077	1366	1997
8	3	97.3	10	1896	1367	1790
9	3	96.2	10	1787	1672	1391
10	3	95.4	10	1892	1414	1020
11	1	54.8	10	-	-	1084
12	2	80.4	10	1436	-	1850
13	0	0	0	0	0	0
14	0	0	0	0	0	0
15	0	0	0	0	0	0
16	0	0	0	0	0	0
17	0	0	0	0	0	0
18	0	0	0	0	0	0
19	0	0	0	0	0	0
20	0	0	0	0	0	0

DFS Radar Parameters
FCC Radar Type 5
Channel 106 Bandwidth 80MHz

Trial Number:			21			Detection (Yes/No)
Number of Bursts in Trial:			16			
Chirp Center Frequency:			5561.944			Y
Burst	Number of Pulses	Pulse Width (Microseconds)	Chirp Width (MHz)	Pulse 1-to-2 Spacing (µsec)	Pulse 2-to-3 Spacing (µsec)	Starting Location Within Interval (µsec)
1	2	74.7	15	1611	-	1619
2	1	57.1	15	-	-	1560
3	3	91.9	15	1475	1276	1392
4	2	83.1	15	1772	-	1809
5	1	50.7	15	-	-	1003
6	2	79.2	15	1600	-	1574
7	1	58.7	15	-	-	1186
8	2	71	15	1567	-	1521
9	2	79	15	1960	-	1777
10	2	68.5	15	1428	-	1284
11	2	73.5	15	1352	-	1904
12	2	70.5	15	1115	-	1864
13	2	76.6	15	1300	-	1045
14	2	81.2	15	1675	-	1160
15	1	61.8	15	-	-	1277
16	3	94.9	15	1206	1860	1450
17	0	0	0	0	0	0
18	0	0	0	0	0	0
19	0	0	0	0	0	0
20	0	0	0	0	0	0

Trial Number:			22			Detection (Yes/No)
Number of Bursts in Trial:			12			
Chirp Center Frequency:			5564.344			Y
Burst	Number of Pulses	Pulse Width (Microseconds)	Chirp Width (MHz)	Pulse 1-to-2 Spacing (µsec)	Pulse 2-to-3 Spacing (µsec)	Starting Location Within Interval (µsec)
1	2	78.5	9	1698	-	1653
2	3	89.8	9	1962	1167	1174
3	1	59.4	9	-	-	1982
4	2	79.6	9	1890	-	1633
5	2	76	9	1811	-	1112
6	1	53.6	9	-	-	1144
7	2	80.9	9	1053	-	1220
8	1	61.6	9	-	-	1724
9	1	53.4	9	-	-	1901
10	1	59.9	9	-	-	1379
11	1	60.4	9	-	-	1453
12	3	91.4	9	1726	1227	1768
13	0	0	0	0	0	0
14	0	0	0	0	0	0
15	0	0	0	0	0	0
16	0	0	0	0	0	0
17	0	0	0	0	0	0
18	0	0	0	0	0	0
19	0	0	0	0	0	0
20	0	0	0	0	0	0

DFS Radar Parameters
FCC Radar Type 5
Channel 106 Bandwidth 80MHz

Trial Number:			23			Detection (Yes/No)
Number of Bursts in Trial:			20			
Chirp Center Frequency:			5559.944			Y
Burst	Number of Pulses	Pulse Width (Microseconds)	Chirp Width (MHz)	Pulse 1-to-2 Spacing (µsec)	Pulse 2-to-3 Spacing (µsec)	Starting Location Within Interval (µsec)
1	2	77	20	1363	-	1191
2	1	58.1	20	-	-	1248
3	1	62.1	20	-	-	1836
4	2	76.9	20	1236	-	1334
5	2	80	20	1852	-	1914
6	1	52	20	-	-	1701
7	3	88.6	20	1995	1905	1693
8	2	72.9	20	1387	-	1922
9	3	98.5	20	1746	1389	1839
10	1	57.9	20	-	-	1193
11	3	95.9	20	1870	1066	1659
12	1	53.5	20	-	-	1162
13	3	92	20	1654	1458	1745
14	1	57.3	20	-	-	1834
15	2	70.5	20	1586	-	1684
16	2	70	20	1664	-	1042
17	3	84	20	1630	1176	1765
18	2	76.1	20	1057	-	1557
19	3	93.2	20	1018	1340	1985
20	3	96.8	20	1614	1817	1760

Trial Number:			24			Detection (Yes/No)
Number of Bursts in Trial:			14			
Chirp Center Frequency:			5563.144			Y
Burst	Number of Pulses	Pulse Width (Microseconds)	Chirp Width (MHz)	Pulse 1-to-2 Spacing (µsec)	Pulse 2-to-3 Spacing (µsec)	Starting Location Within Interval (µsec)
1	1	50.1	12	-	-	1841
2	3	93.5	12	1081	1413	1590
3	2	68.8	12	1577	-	1707
4	1	56.3	12	-	-	1056
5	3	86	12	1108	1987	1953
6	2	75.2	12	1536	-	1572
7	1	54.4	12	-	-	1517
8	2	71.1	12	1243	-	1329
9	2	76.2	12	1770	-	1940
10	2	80.2	12	1209	-	1098
11	2	79.7	12	1214	-	1588
12	3	90.9	12	1862	1601	1615
13	2	68.7	12	1441	-	1377
14	2	67.4	12	1313	-	1872
15	0	0	0	0	0	0
16	0	0	0	0	0	0
17	0	0	0	0	0	0
18	0	0	0	0	0	0
19	0	0	0	0	0	0
20	0	0	0	0	0	0

DFS Radar Parameters
FCC Radar Type 5
Channel 106 Bandwidth 80MHz

Trial Number:			25			Detection (Yes/No)
Number of Bursts in Trial:			13			
Chirp Center Frequency:			5563.544			Y
Burst	Number of Pulses	Pulse Width (Microseconds)	Chirp Width (MHz)	Pulse 1-to-2 Spacing (µsec)	Pulse 2-to-3 Spacing (µsec)	Starting Location Within Interval (µsec)
1	3	94	11	1748	1941	1643
2	2	70.8	11	1201	-	1177
3	1	56.3	11	-	-	1006
4	3	96.7	11	1163	1332	1230
5	3	90.6	11	1582	1498	1217
6	2	74.5	11	1281	-	1569
7	3	92.6	11	1669	1222	1065
8	3	89	11	1135	1380	1493
9	3	96.5	11	1822	1602	1607
10	2	70.5	11	1178	-	1141
11	3	94	11	1629	1956	1009
12	1	55.8	11	-	-	1290
13	3	87.7	11	1963	1164	1435
14	0	0	0	0	0	0
15	0	0	0	0	0	0
16	0	0	0	0	0	0
17	0	0	0	0	0	0
18	0	0	0	0	0	0
19	0	0	0	0	0	0
20	0	0	0	0	0	0

Trial Number:			26			Detection (Yes/No)
Number of Bursts in Trial:			8			
Chirp Center Frequency:			5565.944			N
Burst	Number of Pulses	Pulse Width (Microseconds)	Chirp Width (MHz)	Pulse 1-to-2 Spacing (µsec)	Pulse 2-to-3 Spacing (µsec)	Starting Location Within Interval (µsec)
1	2	68.6	5	1161	-	1306
2	2	83.1	5	1315	-	1420
3	1	60.9	5	-	-	1687
4	2	77.7	5	1158	-	1776
5	2	77.4	5	1510	-	1793
6	2	66.8	5	1323	-	1576
7	1	63.7	5	-	-	1333
8	3	91.2	5	1681	1275	1409
9	0	0	0	0	0	0
10	0	0	0	0	0	0
11	0	0	0	0	0	0
12	0	0	0	0	0	0
13	0	0	0	0	0	0
14	0	0	0	0	0	0
15	0	0	0	0	0	0
16	0	0	0	0	0	0
17	0	0	0	0	0	0
18	0	0	0	0	0	0
19	0	0	0	0	0	0
20	0	0	0	0	0	0

DFS Radar Parameters
FCC Radar Type 5
Channel 106 Bandwidth 80MHz

Trial Number:			27			Detection (Yes/No)
Number of Bursts in Trial:			17			
Chirp Center Frequency:			5561.544			Y
Burst	Number of Pulses	Pulse Width (Microseconds)	Chirp Width (MHz)	Pulse 1-to-2 Spacing (µsec)	Pulse 2-to-3 Spacing (µsec)	Starting Location Within Interval (µsec)
1	3	83.6	16	1195	1000	1632
2	3	89.4	16	1627	1656	1173
3	1	55.8	16	-	-	1532
4	3	90.9	16	1554	1998	1981
5	1	54.7	16	-	-	1825
6	3	97.7	16	1202	1250	1734
7	2	67.5	16	1434	-	1571
8	3	96.7	16	1469	1268	1589
9	2	68.3	16	1954	-	1750
10	2	78.3	16	1082	-	1591
11	1	55	16	-	-	1427
12	3	84.9	16	1936	1199	1129
13	2	74.6	16	1856	-	1959
14	1	63.3	16	-	-	1885
15	3	99.8	16	1515	1120	1035
16	1	63.6	16	-	-	1647
17	3	87.3	16	1051	1831	1931
18	0	0	0	0	0	0
19	0	0	0	0	0	0
20	0	0	0	0	0	0

Trial Number:			28			Detection (Yes/No)
Number of Bursts in Trial:			19			
Chirp Center Frequency:			5560.344			Y
Burst	Number of Pulses	Pulse Width (Microseconds)	Chirp Width (MHz)	Pulse 1-to-2 Spacing (µsec)	Pulse 2-to-3 Spacing (µsec)	Starting Location Within Interval (µsec)
1	3	85.6	19	1078	1015	1946
2	2	68.6	19	1780	-	1029
3	1	54.2	19	-	-	1111
4	1	61.2	19	-	-	1104
5	3	97.1	19	1969	1100	1157
6	3	98.3	19	1699	1622	1142
7	1	62.4	19	-	-	1655
8	2	80.2	19	1769	-	1126
9	3	87.5	19	1448	1179	1216
10	3	85.8	19	1348	1472	1847
11	3	88.1	19	1124	1631	1023
12	1	65.3	19	-	-	1848
13	1	52.5	19	-	-	1470
14	1	52.3	19	-	-	1312
15	2	74.1	19	1200	-	1915
16	1	54.9	19	-	-	1479
17	2	76.2	19	1502	-	1376
18	1	60.4	19	-	-	1758
19	2	81.5	19	1103	-	1491
20	0	0	0	0	0	0

DFS Radar Parameters
FCC Radar Type 5
Channel 106 Bandwidth 80MHz

Trial Number:			29			Detection (Yes/No)
Number of Bursts in Trial:			12			
Chirp Center Frequency:			5563.944			Y
Burst	Number of Pulses	Pulse Width (Microseconds)	Chirp Width (MHz)	Pulse 1-to-2 Spacing (µsec)	Pulse 2-to-3 Spacing (µsec)	Starting Location Within Interval (µsec)
1	1	50.5	10	-	-	1857
2	1	55.7	10	-	-	1246
3	3	85.8	10	1002	1967	1774
4	2	76.9	10	1474	-	1125
5	2	75.1	10	1052	-	1254
6	3	92.3	10	1486	1492	1180
7	2	78.1	10	1757	-	1301
8	3	92.2	10	1252	1713	1898
9	3	89	10	1706	1411	1260
10	2	70.9	10	1620	-	1578
11	1	63.1	10	-	-	1782
12	1	55.3	10	-	-	1522
13	0	0	0	0	0	0
14	0	0	0	0	0	0
15	0	0	0	0	0	0
16	0	0	0	0	0	0
17	0	0	0	0	0	0
18	0	0	0	0	0	0
19	0	0	0	0	0	0
20	0	0	0	0	0	0

Trial Number:			30			Detection (Yes/No)
Number of Bursts in Trial:			18			
Chirp Center Frequency:			5561.144			Y
Burst	Number of Pulses	Pulse Width (Microseconds)	Chirp Width (MHz)	Pulse 1-to-2 Spacing (µsec)	Pulse 2-to-3 Spacing (µsec)	Starting Location Within Interval (µsec)
1	3	83.4	17	1205	1801	1454
2	3	97.3	17	1826	1635	1319
3	3	90.4	17	1986	1674	1079
4	3	91.8	17	1151	1802	1563
5	3	98.2	17	1977	1766	1876
6	1	59.5	17	-	-	1952
7	2	80	17	1137	-	1253
8	3	86.5	17	1128	1828	1054
9	3	91.1	17	1599	1442	1105
10	3	93.5	17	1373	1087	1867
11	1	60.7	17	-	-	1033
12	2	67.2	17	1405	-	1288
13	1	61.8	17	-	-	1585
14	2	79.4	17	1667	-	1933
15	2	81.4	17	1464	-	1096
16	1	65.7	17	-	-	1496
17	2	76	17	1255	-	1733
18	2	81	17	1668	-	1326
19	0	0	0	0	0	0
20	0	0	0	0	0	0