Directional Gain Calculations for In-Band test method				
	References Rule		Chapter	Description
☐	KDB 662911		F2)a)	Basic methodology with NANT transmit antennas
	☐	KDB 662911	F2)a) (i)	transmit signals are correlated
	☐	KDB 662911	F2)a) (ii)	transmit signals are uncorrelated
☐	KDB 662911		F2)b)	Sectorized antenna systems.
☒	KDB 662911		F2)c)	Cross-polarized antennas
	☒	ANSI C63.10	F2)c) (i)	Cross-polarized antennas with NANT = 2.
	☐	ANSI C63.10	F2)c) (ii)	Multiple antennas
☐	KDB 662911		F2)d)	Sectorized antenna systems.
	☐	KDB 662911	F2)d) (i)	transmit signals are correlated
	☐	KDB 662911	F2)d) (ii)	transmit signals are uncorrelated
☐	KDB 662911		F2)e)	Spatial Multiplexing
	☐	KDB 662911	F2)e) (i)	Antennas have the same gain
	☐	KDB 662911	F2)e) (ii)	Antenna have the different gain with one spatial stream
	☐	KDB 662911	F2)e) (iii)	Antenna have the different gain with more than one spatial stream
☐	KDB 662911		F2)f)	Cyclic Delay Diversity (CDD)
	☐	KDB 662911	F2)f) (i)	Antennas have the same gain
	☐	KDB 662911	F2)f) (ii)	Antenna have the different gain with one spatial stream
	☐	KDB 662911	F2)f) (ii)	Antenna have the different gain with more than one spatial stream

7.5. EUT test Axis definition

Item	Power Output			
Device Category	☒	Outdoor AP		
	☐	Indoor AP		
	☐	Fixed point-to-point AP		
	☒	Outdoor fixed point-to-multipoint AP		
	☐	Client		
Test mode	Mode 1-9			
Test method	☐	Radiated		
		X Axis	Y Axis	Z Axis
			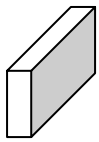	
		Worst Axis ☐	Worst Axis ☐	Worst Axis ☐
	☒	Conducted		
	☐	Chain 1		
		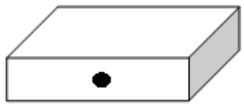		
	☒	Chain 1	Chain 2	
		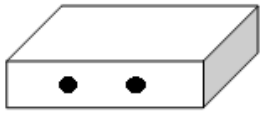		
	☐	Chain 1	Chain 2	Chain 3

7.6. Test Result

Product Name	:	Access Point	Power	:	PoE 57V
Model No.	:	APEX0365	Test Site	:	TR8
Test Mode	:	Mode 1~9	Test Date	:	2016.12.12

Mode 1: Transmit by 802.11a						
Channel No.	Frequency (MHz)	Measurement Power		Total Power (dBm)	Limit (dBm)	Result
		Ant0	Ant1			
CH36	5180	18.56	18.51	21.55	30.0	Pass
CH42	5220	18.53	18.54	21.55	30.0	Pass
CH48	5240	18.59	18.52	21.57	30.0	Pass
Channel No.	Frequency (MHz)	Measurement Power		Total Power (dBm)	Limit (dBm)	Result
		Ant0	Ant1			
CH149	5745	22.15	22.11	25.14	30.0	Pass
CH157	5785	22.06	22.02	25.05	30.0	Pass
CH165	5825	22.23	22.19	25.22	30.0	Pass
Mode 2: Transmit by 802.11n(20MHz)						
Channel No.	Frequency (MHz)	Measurement Power		Total Power (dBm)	Limit (dBm)	Result
		Ant0	Ant1			
CH36	5180	18.61	18.51	21.57	30.0	Pass
CH42	5220	18.57	18.53	21.56	30.0	Pass
CH48	5240	18.56	18.54	21.56	30.0	Pass
Channel No.	Frequency (MHz)	Measurement Power		Total Power (dBm)	Limit (dBm)	Result
		Ant0	Ant1			
CH149	5745	22.21	22.17	25.20	30.0	Pass
CH157	5785	22.19	22.11	25.16	30.0	Pass
CH165	5825	22.26	22.19	25.24	30.0	Pass

Mode 3: Transmit by 802.11n(40MHz)						
Channel No.	Frequency (MHz)	Measurement Power (dBm)		Total Power (dBm)	Limit (dBm)	Result
		Ant0	Ant1			
38	5190	18.58	18.54	21.57	30.0	Pass
46	5230	18.56	18.51	21.55	30.0	Pass
Channel No.	Frequency (MHz)	Measurement Power (dBm)		Total Power (dBm)	Limit (dBm)	Result
		Ant0	Ant1			
151	5755	22.21	22.19	25.21	30.0	Pass
159	5795	22.23	22.21	25.23	30.0	Pass
Mode 4: Transmit by 802.11ac(20MHz)						
Channel No.	Frequency (MHz)	Measurement Power		Total Power (dBm)	Limit (dBm)	Result
		Ant0	Ant1			
CH36	5180	18.62	18.52	21.58	30.0	Pass
CH42	5220	18.59	18.54	21.58	30.0	Pass
CH48	5240	18.58	18.52	21.56	30.0	Pass
Channel No.	Frequency (MHz)	Measurement Power		Total Power (dBm)	Limit (dBm)	Result
		Ant0	Ant1			
CH149	5745	22.18	22.15	25.18	30.0	Pass
CH157	5785	22.21	22.19	25.21	30.0	Pass
CH165	5825	22.18	22.15	25.18	30.0	Pass
Mode 5: Transmit by 802.11ac(40MHz)						
Channel No.	Frequency (MHz)	Measurement Power (dBm)		Total Power (dBm)	Limit (dBm)	Result
		Ant0	Ant1			
38	5190	18.57	18.53	21.56	30.0	Pass
46	5230	18.63	18.56	21.61	30.0	Pass
Channel No.	Frequency (MHz)	Measurement Power (dBm)		Total Power (dBm)	Limit (dBm)	Result
		Ant0	Ant1			
151	5755	22.15	22.07	25.12	30.0	Pass
159	5795	21.68	21.61	24.66	30.0	Pass

Mode 6: Transmit by 802.11ac(80MHz)						
Channel No.	Frequency (MHz)	Measurement Power (dBm)		Total Power (dBm)	Limit (dBm)	Result
		Ant0	Ant1			
CH42	5210	18.23	18.12	21.19	30.0	Pass
Channel No.	Frequency (MHz)	Measurement Power (dBm)		Total Power (dBm)	Limit (dBm)	Result
		Ant0	Ant1			
CH155	5775	22.18	22.12	25.16	30.0	Pass
Mode 7: Transmit by 802.11ac(20MHz) with Beamforming						
Channel No.	Frequency (MHz)	Measurement Power		Total Power (dBm)	Limit (dBm)	Result
		Ant0	Ant1			
CH36	5180	18.61	18.56	21.60	30.0	Pass
CH42	5220	18.62	18.51	21.58	30.0	Pass
CH48	5240	18.52	18.56	21.55	30.0	Pass
Channel No.	Frequency (MHz)	Measurement Power		Total Power (dBm)	Limit (dBm)	Result
		Ant0	Ant1			
CH149	5745	22.16	22.12	25.15	30.0	Pass
CH157	5785	22.19	22.21	25.21	30.0	Pass
CH165	5825	22.17	22.13	25.16	30.0	Pass
Mode 8: Transmit by 802.11ac(40MHz) with Beamforming						
Channel No.	Frequency (MHz)	Measurement Power (dBm)		Total Power (dBm)	Limit (dBm)	Result
		Ant0	Ant1			
38	5190	18.61	18.52	21.58	30.0	Pass
46	5230	18.65	18.59	21.63	30.0	Pass
Channel No.	Frequency (MHz)	Measurement Power (dBm)		Total Power (dBm)	Limit (dBm)	Result
		Ant0	Ant1			
151	5755	22.16	22.04	25.11	30.0	Pass
159	5795	21.65	21.62	24.65	30.0	Pass

Mode 9: Transmit by 802.11ac(80MHz) with Beamforming						
Channel No.	Frequency (MHz)	Measurement Power (dBm)		Total Power (dBm)	Limit (dBm)	Result
		Ant0	Ant1			
CH42	5210	18.19	18.11	21.16	30.0	Pass
Channel No.	Frequency (MHz)	Measurement Power (dBm)		Total Power (dBm)	Limit (dBm)	Result
		Ant0	Ant1			
CH155	5775	22.19	22.15	25.18	30.0	Pass
Note 1: Limit = Power Limit – (Antenna Gain – 6dBi)						

Measurement of emission at elevation angle higher than 30 degrees from horizon

Product Name	:	Access Point	Power	:	PoE 57V
Module No.	:	APEX0365	Test Site	:	TR8
Test Mode	:	Mode 1~9	Test Date	:	2016.12.13

Mode 1: Transmit by 802.11a

Channel No.	Frequency (MHz)	Measurement Power (dBm)		Total power (dBm)	Antenna gain (dBi)	EIRP (dBm)	Limit (dBm)	Result
		Ant0	Ant1					
CH36	5180	18.56	18.51	21.55	-0.9	20.65	21.0	Pass
CH44	5220	18.53	18.54	21.55	-0.9	20.65	21.0	Pass
CH48	5240	18.59	18.52	21.57	-0.9	20.67	21.0	Pass

Note: EIRP = Measurement Power + Highest Gain (Between 30° and 90°)

Mode 2: Transmit by 802.11n(20MHz)

Channel No.	Frequency (MHz)	Measurement Power (dBm)		Total power (dBm)	Antenna gain (dBi)	EIRP (dBm)	Limit (dBm)	Result
		Ant0	Ant1					
CH36	5180	18.61	18.51	21.57	-0.9	20.67	21.0	Pass
CH44	5220	18.57	18.53	21.56	-0.9	20.66	21.0	Pass
CH48	5240	18.56	18.54	21.56	-0.9	20.66	21.0	Pass

Mode 3: Transmit by 802.11n(40MHz)

Channel No.	Frequency (MHz)	Measurement Power (dBm)		Total power (dBm)	Antenna gain (dBi)	EIRP (dBm)	Limit (dBm)	Result
		Ant0	Ant1					
CH38	5190	18.58	18.54	21.57	-0.9	20.67	21.0	Pass
CH46	5230	18.56	18.51	21.55	-0.9	20.65	21.0	Pass

Mode 4: Transmit by 802.11ac(20MHz)

Channel No.	Frequency (MHz)	Measurement Power (dBm)		Total power (dBm)	Antenna gain (dBi)	EIRP (dBm)	Limit (dBm)	Result
		Ant0	Ant1					
CH36	5180	18.62	18.52	21.58	-0.9	20.68	21.0	Pass
CH44	5220	18.59	18.54	21.58	-0.9	20.68	21.0	Pass
CH48	5240	18.58	18.52	21.56	-0.9	20.66	21.0	Pass

Mode 5: Transmit by 802.11ac(40MHz)

Channel No.	Frequency (MHz)	Measurement Power (dBm)		Total power (dBm)	Antenna gain (dBi)	EIRP (dBm)	Limit (dBm)	Result
		Ant0	Ant1					

CH38	5190	18.57	18.53	21.56	-0.9	20.66	21.0	Pass
CH46	5230	18.63	18.56	21.61	-0.9	20.71	21.0	Pass
Mode 6: Transmit by 802.11ac(80MHz)								
Channel No.	Frequency (MHz)	Measurement Power (dBm)		Total power (dBm)	Antenna gain (dBi)	EIRP (dBm)	Limit (dBm)	Result
		Ant0	Ant1					
CH42	5210	18.23	18.12	21.19	-0.9	20.29	21.0	Pass
Mode 7: Transmit by 802.11ac(20MHz) with Beamforming								
Channel No.	Frequency (MHz)	Measurement Power (dBm)		Total power (dBm)	Antenna gain (dBi)	EIRP (dBm)	Limit (dBm)	Result
		Ant0	Ant1					
CH36	5180	18.61	18.56	21.60	-0.9	20.70	21.0	Pass
CH44	5220	18.62	18.51	21.58	-0.9	20.68	21.0	Pass
CH48	5240	18.52	18.56	21.55	-0.9	20.65	21.0	Pass
Mode 8: Transmit by 802.11ac(40MHz) with Beamforming								
Channel No.	Frequency (MHz)	Measurement Power (dBm)		Total power (dBm)	Antenna gain (dBi)	EIRP (dBm)	Limit (dBm)	Result
		Ant0	Ant1					
CH38	5190	18.61	18.52	21.58	-0.9	20.68	21.0	Pass
CH46	5230	18.65	18.59	21.63	-0.9	20.73	21.0	Pass
Mode 9: Transmit by 802.11ac(80MHz) with Beamforming								
Channel No.	Frequency (MHz)	Measurement Power (dBm)		Total power (dBm)	Antenna gain (dBi)	EIRP (dBm)	Limit (dBm)	Result
		Ant0	Ant1					
CH42	5210	18.19	18.11	21.16	-0.9	20.26	21.0	Pass
Note: EIRP = Measurement Power + Highest Gain (Between 30° and 90°)								

Product Name	:	Access Point	Power	:	PoE 57V
Module No.	:	APEX0367	Test Site	:	TR8
Test Mode	:	Mode 1~9	Test Date	:	2016.12.13

Mode 1: Transmit by 802.11a						
Channel No.	Frequency (MHz)	Measurement Power (dBm)		Total Power (dBm)	Limit (dBm)	Result
		Ant0	Ant1			
CH36	5180	14.17	14.06	17.13	29.5	Pass
CH44	5220	14.15	14.03	17.10	29.5	Pass
CH48	5240	14.11	14.05	17.09	29.5	Pass
Channel No.	Frequency (MHz)	Measurement Power (dBm)		Total Power (dBm)	Limit (dBm)	Result
CH149	5745	22.18	22.13	25.17	29.5	Pass
CH157	5785	22.14	22.06	25.11	29.5	Pass
CH165	5825	22.13	22.11	25.13	29.5	Pass
Mode 2: Transmit by 802.11n(20MHz)						
Channel No.	Frequency (MHz)	Measurement Power (dBm)		Total Power (dBm)	Limit (dBm)	Result
		Ant0	Ant1			
CH36	5180	14.11	14.02	17.08	29.5	Pass
CH44	5220	14.13	14.05	17.10	29.5	Pass
CH48	5240	14.16	14.04	17.11	29.5	Pass
Channel No.	Frequency (MHz)	Measurement Power (dBm)		Total Power (dBm)	Limit (dBm)	Result
CH149	5745	22.17	22.11	25.15	29.5	Pass
CH157	5785	22.15	22.03	25.10	29.5	Pass
CH165	5825	22.17	22.15	25.17	29.5	Pass
Mode 3: Transmit by 802.11n(40MHz)						
Channel No.	Frequency (MHz)	Measurement Power (dBm)		Total Power (dBm)	Limit (dBm)	Result
		Ant0	Ant1			
CH38	5190	14.23	14.03	17.14	29.5	Pass
CH46	5230	14.26	14.03	17.16	29.5	Pass
Channel No.	Frequency (MHz)	Measurement Power (dBm)		Total Power (dBm)	Limit (dBm)	Result
CH151	5755	22.26	22.09	25.19	29.5	Pass
CH159	5795	22.24	22.17	25.22	29.5	Pass

Mode 4: Transmit by 802.11ac(20MHz)						
Channel No.	Frequency (MHz)	Measurement Power (dBm)		Total Power (dBm)	Limit (dBm)	Result
		Ant0	Ant1			
CH36	5180	14.18	14.04	17.12	29.5	Pass
CH44	5220	14.13	14.02	17.09	29.5	Pass
CH48	5240	14.16	14.05	17.12	29.5	Pass
Channel No.	Frequency (MHz)	Measurement Power (dBm)		Total Power (dBm)	Limit (dBm)	Result
CH149	5745	22.16	22.08	25.13	29.5	Pass
CH157	5785	22.21	22.06	25.15	29.5	Pass
CH165	5825	22.25	22.21	25.24	29.5	Pass

Mode 5: Transmit by 802.11ac(40MHz)						
Channel No.	Frequency (MHz)	Measurement Power (dBm)		Total Power (dBm)	Limit (dBm)	Result
		Ant0	Ant1			
CH38	5190	14.19	14.02	17.12	29.5	Pass
CH46	5230	14.15	14.03	17.10	29.5	Pass
Channel No.	Frequency (MHz)	Measurement Power (dBm)		Total Power (dBm)	Limit (dBm)	Result
CH151	5755	22.23	22.13	25.19	29.5	Pass
CH159	5795	22.15	22.18	25.18	29.5	Pass

Mode 6: Transmit by 802.11ac(80MHz)						
Channel No.	Frequency (MHz)	Measurement Power (dBm)		Total Power (dBm)	Limit (dBm)	Result
		Ant0	Ant1			
CH42	5210	14.04	14.02	17.04	29.5	Pass
Channel No.	Frequency (MHz)	Measurement Power (dBm)		Total Power (dBm)	Limit (dBm)	Result
CH155	5775	20.61	20.59	23.61	29.5	Pass

Mode 7: Transmit by 802.11ac(20MHz) with Beamforming						
Channel No.	Frequency (MHz)	Measurement Power (dBm)		Total Power (dBm)	Limit (dBm)	Result
		Ant0	Ant1			
CH36	5180	14.16	14.03	17.11	29.5	Pass
CH44	5220	14.14	14.03	17.10	29.5	Pass
CH48	5240	14.13	14.04	17.10	29.5	Pass

Channel No.	Frequency (MHz)	Measurement Power (dBm)		Total Power (dBm)	Limit (dBm)	Result
CH149	5745	22.15	22.05	25.11	29.5	Pass
CH157	5785	22.19	22.01	25.11	29.5	Pass
CH165	5825	22.22	22.16	25.20	29.5	Pass
Mode 8: Transmit by 802.11ac(40MHz) with Beamforming						
Channel No.	Frequency (MHz)	Measurement Power (dBm)		Total Power (dBm)	Limit (dBm)	Result
		Ant0	Ant1			
CH38	5190	14.18	14.01	17.11	29.5	Pass
CH46	5230	14.16	14.06	17.12	29.5	Pass
Channel No.	Frequency (MHz)	Measurement Power (dBm)		Total Power (dBm)	Limit (dBm)	Result
CH151	5755	22.20	22.12	25.17	29.5	Pass
CH159	5795	22.19	22.16	25.19	29.5	Pass
Mode 9: Transmit by 802.11ac(80MHz) with Beamforming						
Channel No.	Frequency (MHz)	Measurement Power (dBm)		Total Power (dBm)	Limit (dBm)	Result
		Ant0	Ant1			
CH42	5210	14.05	14.02	17.05	29.5	Pass
Channel No.	Frequency (MHz)	Measurement Power (dBm)		Total Power (dBm)	Limit (dBm)	Result
CH155	5775	20.62	20.58	23.61	29.5	Pass
Note: Limit = Power Limit – (Antenna Gain – 6dBi)						

Measurement of emission at elevation angle higher than 30 degrees from horizon

Product Name	:	Access Point	Power	:	PoE 57V
Module No.	:	APEX0367	Test Site	:	TR8
Test Mode	:	Mode 1~9	Test Date	:	2016.12.13

Mode 1: Transmit by 802.11a

Channel No.	Frequency (MHz)	Measurement Power (dBm)		Total power (dBm)	Antenna gain (dBi)	EIRP (dBm)	Limit (dBm)	Result
		Ant0	Ant1					
CH36	5180	14.17	14.06	17.13	-0.9	20.93	21.0	Pass
CH44	5220	14.15	14.03	17.10	-0.9	20.90	21.0	Pass
CH48	5240	14.11	14.05	17.09	-0.9	20.89	21.0	Pass

Mode 2: Transmit by 802.11n(20MHz)

Channel No.	Frequency (MHz)	Measurement Power (dBm)		Total power (dBm)	Antenna gain (dBi)	EIRP (dBm)	Limit (dBm)	Result
		Ant0	Ant1					
CH36	5180	14.11	14.02	17.08	-0.9	20.88	21.0	Pass
CH44	5220	14.13	14.05	17.10	-0.9	20.90	21.0	Pass
CH48	5240	14.16	14.04	17.11	-0.9	20.91	21.0	Pass

Mode 3: Transmit by 802.11n(40MHz)

Channel No.	Frequency (MHz)	Measurement Power (dBm)		Total power (dBm)	Antenna gain (dBi)	EIRP (dBm)	Limit (dBm)	Result
		Ant0	Ant1					
CH38	5190	14.23	14.03	17.14	-0.9	20.94	21.0	Pass
CH46	5230	14.26	14.03	17.16	-0.9	20.96	21.0	Pass

Mode 4: Transmit by 802.11ac(20MHz)

Channel No.	Frequency (MHz)	Measurement Power (dBm)		Total power (dBm)	Antenna gain (dBi)	EIRP (dBm)	Limit (dBm)	Result
		Ant0	Ant1					
CH36	5180	14.18	14.04	17.12	-0.9	20.92	21.0	Pass
CH44	5220	14.13	14.02	17.09	-0.9	20.89	21.0	Pass
CH48	5240	14.16	14.05	17.12	-0.9	20.92	21.0	Pass

Mode 5: Transmit by 802.11ac(40MHz)

Channel No.	Frequency (MHz)	Measurement Power (dBm)		Total power (dBm)	Antenna gain (dBi)	EIRP (dBm)	Limit (dBm)	Result
		Ant0	Ant1					
CH38	5190	14.19	14.02	17.12	-0.9	20.92	21.0	Pass

CH46	5230	14.15	14.03	17.10	-0.9	20.90	21.0	Pass
Mode 6: Transmit by 802.11ac(80MHz)								
Channel No.	Frequency (MHz)	Measurement Power (dBm)		Total power (dBm)	Antenna gain (dBi)	EIRP (dBm)	Limit (dBm)	Result
		Ant0	Ant1					
CH42	5210	14.04	14.02	17.04	-0.9	20.84	21.0	Pass
Mode 7: Transmit by 802.11ac(20MHz) with Beamforming								
Channel No.	Frequency (MHz)	Measurement Power (dBm)		Total power (dBm)	Antenna gain (dBi)	EIRP (dBm)	Limit (dBm)	Result
		Ant0	Ant1					
CH36	5180	14.16	14.03	17.11	-0.9	20.91	21.0	Pass
CH44	5220	14.14	14.03	17.10	-0.9	20.90	21.0	Pass
CH48	5240	14.13	14.04	17.10	-0.9	20.90	21.0	Pass
Mode 8: Transmit by 802.11ac(40MHz) with Beamforming								
Channel No.	Frequency (MHz)	Measurement Power (dBm)		Total power (dBm)	Antenna gain (dBi)	EIRP (dBm)	Limit (dBm)	Result
		Ant0	Ant1					
CH38	5190	14.18	14.01	17.11	-0.9	20.91	21.0	Pass
CH46	5230	14.16	14.06	17.12	-0.9	20.92	21.0	Pass
Mode 9: Transmit by 802.11ac(80MHz) with Beamforming								
Channel No.	Frequency (MHz)	Measurement Power (dBm)		Total power (dBm)	Antenna gain (dBi)	EIRP (dBm)	Limit (dBm)	Result
		Ant0	Ant1					
CH42	5210	14.05	14.02	17.05	-0.9	20.85	21.0	Pass
Note: EIRP = Measurement Power + Highest Gain (Between 30° and 90°)								

8. Peak Power Spectral Density

8.1. Test Equipment

Peak Power Spectral Density / TR-8					
Instrument	Manufacturer	Type No.	Serial No.	Cal. Date	Cal. Due Date
Spectrum Analyzer	Agilent	N9010A	MY48030494	2016.02.04	2017.02.03
EXA Spectrum Analyzer	Keysight	N9010A	MY55370495	2016.04.09	2017.04.08
MXA Signal Anlyzer	Keysight	N9020A	MY56060147	2016.04.09	2017.04.08
Temperature/Humidity Meter	zhichen	ZC1-2	TR8-TH	2016.04.10	2017.04.09
Note: All equipments are calibrated with traceable calibrations. Each calibration is traceable to the national or international standards.					

8.2. Test Setup

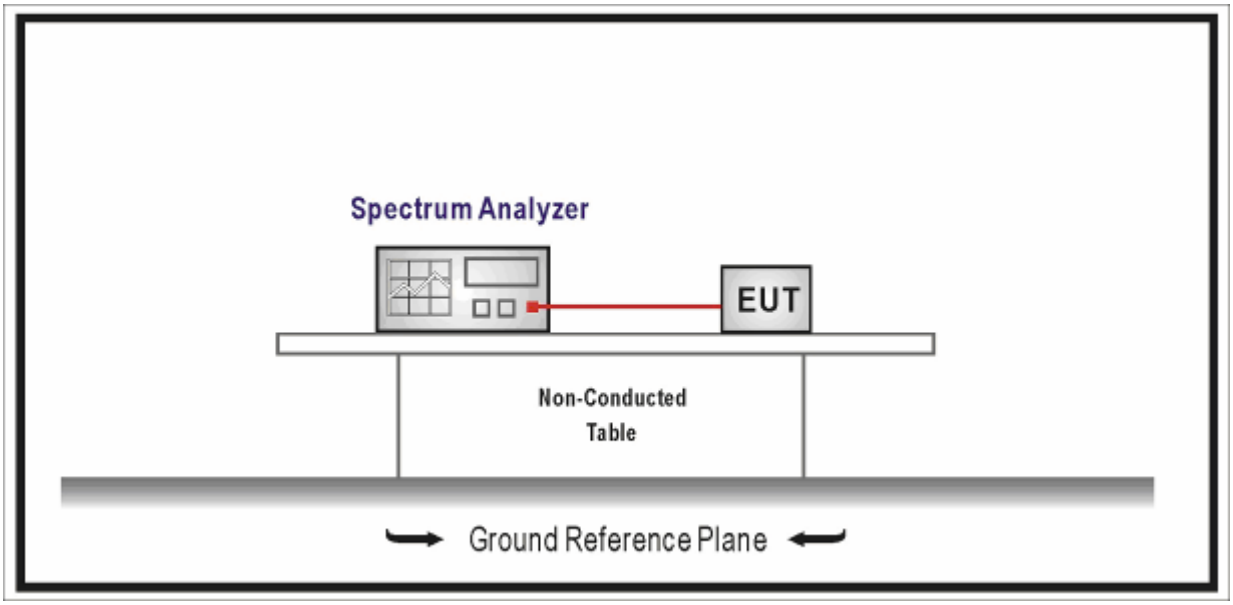

8.3. Limit

Fundamental emission output power Limit		
☒	For the band 5.15-5.25 GHz	
	☒	Outdoor access point: the maximum power spectral density shall not exceed 17 dBm/MHz. If G_{TX}＞6dBi, then Pout≤17 - (G_{TX} - 6)
	☐	Indoor access point: the maximum power spectral density shall not exceed 17 dBm/MHz. If G_{TX}＞6dBi, then Pout≤17 - (G_{TX} - 6)
	☐	Fixed point-to-point access points: the maximum power spectral density shall not exceed 17 dBm/MHz. If G_{TX}＞23dBi, then Pout≤17 - (G_{TX} - 23)
	☐	Mobile and portable client devices: the maximum power spectral density shall not exceed 11 dBm/MHz. If G_{TX}＞6dBi, then Pout≤11 - (G_{TX} - 6)
☐	For the 5.25-5.35 GHz:	
	☐	the maximum power spectral density shall not exceed 11 dBm/MHz. If G_{TX}＞6dBi, then Pout≤11 - (G_{TX} - 6)
☐	For the 5.47-5.725 GHz:	
	☐	the maximum power spectral density shall not exceed 11 dBm/MHz.If G_{TX}＞6dBi, then Pout≤11 - (G_{TX} - 6)
☒	For the band 5.725-5.85 GHz:	
	☒	the maximum power spectral density shall not exceed 30 dBm/500KHz. If G_{TX}＞6dBi, then Pout≤30 - (G_{TX} - 6)
Note 1 : G_{TX} directional gain of transmitting antennas. Note 2 : P_{out} is maximum peak conducted output power .		

8.4. Test Procedure

Fundamental emission output power Test Method			
	References Rule	Chapter	Description
☒	ANSI C63.10	12.5	Peak power spectral density
☒	FCC KDB 789033 D02v01r03	F	Maximum Power Spectral Density (PSD)

Directional Gain Calculations for In-Band test method				
	References Rule		Chapter	Description
☐	KDB 662911		F2)a)	Basic methodology with NANT transmit antennas
	☐	KDB 662911	F2)a) (i)	transmit signals are correlated
	☐	KDB 662911	F2)a) (ii)	transmit signals are uncorrelated
☐	KDB 662911		F2)b)	Sectorized antenna systems.
☒	KDB 662911		F2)c)	Cross-polarized antennas
	☒	ANSI C63.10	F2)c) (i)	Cross-polarized antennas with NANT = 2.
	☐	ANSI C63.10	F2)c) (ii)	Multiple antennas
☐	KDB 662911		F2)d)	Sectorized antenna systems.
	☐	KDB 662911	F2)d) (i)	transmit signals are correlated
	☐	KDB 662911	F2)d) (ii)	transmit signals are uncorrelated
☐	KDB 662911		F2)e)	Spatial Multiplexing
	☐	KDB 662911	F2)e) (i)	Antennas have the same gain
	☐	KDB 662911	F2)e) (ii)	Antenna have the different gain with one spatial stream
	☐	KDB 662911	F2)e) (iii)	Antenna have the different gain with more than one spatial stream
☐	KDB 662911		F2)f)	Cyclic Delay Diversity (CDD)
	☐	KDB 662911	F2)f) (i)	Antennas have the same gain
	☐	KDB 662911	F2)f) (ii)	Antenna have the different gain with one spatial stream
	☐	KDB 662911	F2)f) (ii)	Antenna have the different gain with more than one spatial stream

8.5. EUT test Axis definition

Item	Peak power spectral density			
Device Category	☒	Outdoor AP		
	☐	Indoor AP		
	☐	Fixed point-to-point AP		
	☒	Outdoor fixed point-to-multipoint AP		
	☐	Client		
Test mode	Mode 1-9			
Test method	☐	Radiated		
		X Axis	Y Axis	Z Axis
			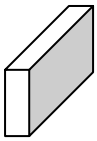	
		Worst Axis ☐	Worst Axis ☐	Worst Axis ☐
	☒	Conducted		
	☐	Chain 1		
		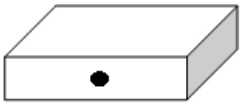		
	☒	Chain 1	Chain 2	
		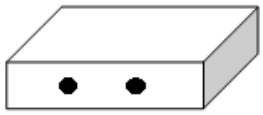		
	☐	Chain 1	Chain 2	Chain 3

8.6. Test Result

Product Name	:	Access Point	Power	:	PoE 57V
Model No.	:	APEX0365	Test Site	:	TR8
Test Mode	:	Mode 1~9	Test Date	:	2016.12.12

Mode 1: Transmit by 802.11a						
Channel No.	Frequency (MHz)	Measurement Power Spectral Density (dBm/MHz)		Total PPSD (dBm/MHz)	Limit (dBm/MHz)	Result
		Ant0	Ant1			
CH36	5180	6.840	6.641	9.75	17.0	Pass
CH44	5220	7.208	6.617	9.93	17.0	Pass
CH48	5240	6.609	6.228	9.43	17.0	Pass
Channel No.	Frequency (MHz)	Measurement Power Spectral Density (dBm/500KHz)		Total PPSD (dBm/500KHz)	Limit (dBm/500KHz)	Result
		Ant0	Ant1			
CH149	5745	5.373	5.737	8.57	30.0	Pass
CH157	5785	5.937	5.977	8.97	30.0	Pass
CH165	5825	6.001	6.339	9.18	30.0	Pass
Mode 2: Transmit by 802.11n(20MHz)						
Channel No.	Frequency (MHz)	Measurement Power Spectral Density (dBm/MHz)		Total PPSD (dBm/MHz)	Limit (dBm/MHz)	Result
		Ant0	Ant1			
CH36	5180	6.664	6.649	9.67	17.0	Pass
CH44	5220	6.678	6.516	9.61	17.0	Pass
CH48	5240	6.518	6.623	9.58	17.0	Pass
Channel No.	Frequency (MHz)	Measurement Power Spectral Density (dBm/500KHz)		Total PPSD (dBm/500KHz)	Limit (dBm/500KHz)	Result
		Ant0	Ant1			
CH149	5745	6.149	6.290	9.23	30.0	Pass
CH157	5785	5.969	5.787	8.89	30.0	Pass
CH165	5825	5.261	5.661	8.48	30.0	Pass

Mode 3: Transmit by 802.11n(40MHz)						
Channel No.	Frequency (MHz)	Measurement Power Spectral Density (dBm/MHz)		Total PPSD (dBm/MHz)	Limit (dBm/MHz)	Result
		Ant0	Ant1			
CH38	5190	4.113	4.158	7.15	17.0	Pass
CH46	5230	4.344	3.061	6.76	17.0	Pass
Channel No.	Frequency (MHz)	Measurement Power Spectral Density (dBm/500KHz)		Total PPSD (dBm/500KHz)	Limit (dBm/500KHz)	Result
		Ant0	Ant1			
CH151	5755	3.930	4.430	7.20	30.0	Pass
CH159	5795	2.430	2.192	5.32	30.0	Pass
Mode 4: Transmit by 802.11ac(20MHz)						
Channel No.	Frequency (MHz)	Measurement Power Spectral Density (dBm/MHz)		Total PPSD (dBm/MHz)	Limit (dBm/MHz)	Result
		Ant0	Ant1			
CH36	5180	6.526	6.538	9.54	17.0	Pass
CH44	5220	6.804	6.642	9.73	17.0	Pass
CH48	5240	6.53	5.408	9.02	17.0	Pass
Channel No.	Frequency (MHz)	Measurement Power Spectral Density (dBm/500KHz)		Total PPSD (dBm/500KHz)	Limit (dBm/500KHz)	Result
		Ant0	Ant1			
CH149	5745	5.531	6.106	8.84	30.0	Pass
CH157	5785	5.547	5.489	8.53	30.0	Pass
CH165	5825	4.973	6.008	8.53	30.0	Pass
Mode 5: Transmit by 802.11ac(40MHz)						
Channel No.	Frequency (MHz)	Measurement Power Spectral Density (dBm/MHz)		Total PPSD (dBm/MHz)	Limit (dBm/MHz)	Result
		Ant0	Ant1			
CH38	5190	4.173	3.951	7.07	17.0	Pass
CH46	5230	4.110	4.015	7.07	17.0	Pass
Channel No.	Frequency (MHz)	Measurement Power Spectral Density (dBm/500KHz)		Total PPSD (dBm/500KHz)	Limit (dBm/500KHz)	Result
		Ant0	Ant1			
CH151	5755	2.519	3.656	6.13	30.0	Pass
CH159	5795	2.518	2.438	5.49	30.0	Pass

Mode 6: Transmit by 802.11ac(80MHz)						
Channel No.	Frequency (MHz)	Measurement Power Spectral Density (dBm/MHz)		Total PPSD (dBm/MHz)	Limit (dBm/MHz)	Result
		Ant0	Ant1			
CH42	5210	-0.087	-0.220	2.86	17.0	Pass
Channel No.	Frequency (MHz)	Measurement Power Spectral Density (dBm/500KHz)		Total PPSD (dBm/500KHz)	Limit (dBm/500KHz)	Result
		Ant0	Ant1			
CH155	5775	0.025	-0.867	2.61	30.0	Pass

Mode 7: Transmit by 802.11ac(20MHz) With Beamforming						
Channel No.	Frequency (MHz)	Measurement Power Spectral Density (dBm/MHz)		Total PPSD (dBm/MHz)	Limit (dBm/MHz)	Result
		Ant0	Ant1			
CH36	5180	7.824	7.850	10.85	17.0	Pass
CH44	5220	7.650	7.923	10.80	17.0	Pass
CH48	5240	7.822	7.651	10.75	17.0	Pass
Channel No.	Frequency (MHz)	Measurement Power Spectral Density (dBm/500KHz)		Total PPSD (dBm/500KHz)	Limit (dBm/500KHz)	Result
		Ant0	Ant1			
CH149	5745	7.524	7.545	10.54	30.0	Pass
CH157	5785	7.508	7.489	10.51	30.0	Pass
CH165	5825	7.607	7.591	10.61	30.0	Pass

Mode 8: Transmit by 802.11ac(40MHz) With Beamforming						
Channel No.	Frequency (MHz)	Measurement Power Spectral Density (dBm/MHz)		Total PPSD (dBm/MHz)	Limit (dBm/MHz)	Result
		Ant0	Ant1			
CH38	5190	5.142	5.201	8.18	17.0	Pass
CH46	5230	5.463	5.317	8.40	17.0	Pass
Channel No.	Frequency (MHz)	Measurement Power Spectral Density (dBm/500KHz)		Total PPSD (dBm/500KHz)	Limit (dBm/500KHz)	Result
		Ant0	Ant1			
CH151	5755	5.037	4.812	7.94	30.0	Pass
CH159	5795	4.542	4.758	7.66	30.0	Pass

Mode 9: Transmit by 802.11ac(80MHz) With Beamforming						
Channel No.	Frequency (MHz)	Measurement Power Spectral Density (dBm/MHz)		Total PPSD (dBm/MHz)	Limit (dBm/MHz)	Result
		Ant0	Ant1			
CH42	5210	1.269	1.184	4.24	17.0	Pass
Channel No.	Frequency (MHz)	Measurement Power Spectral Density (dBm/500KHz)		Total PPSD (dBm/500KHz)	Limit (dBm/500KHz)	Result
		Ant0	Ant1			
CH155	5775	1.358	1.309	4.34	30.0	Pass
Note: Limit = Power Density Limit – (Antenna Gain – 6dBi)						
The worst case of 6dB Bandwidth as below:						

Mode 7 CH36 (5180MHz) Ant 0

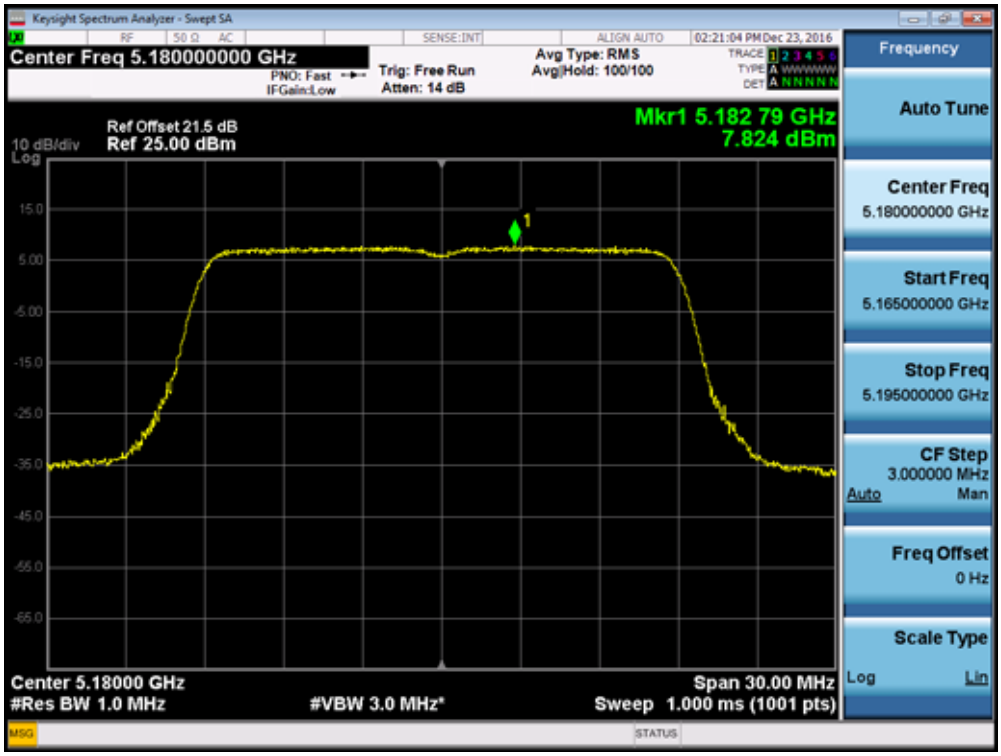

Mode 7 CH36 (5180MHz) Ant 1

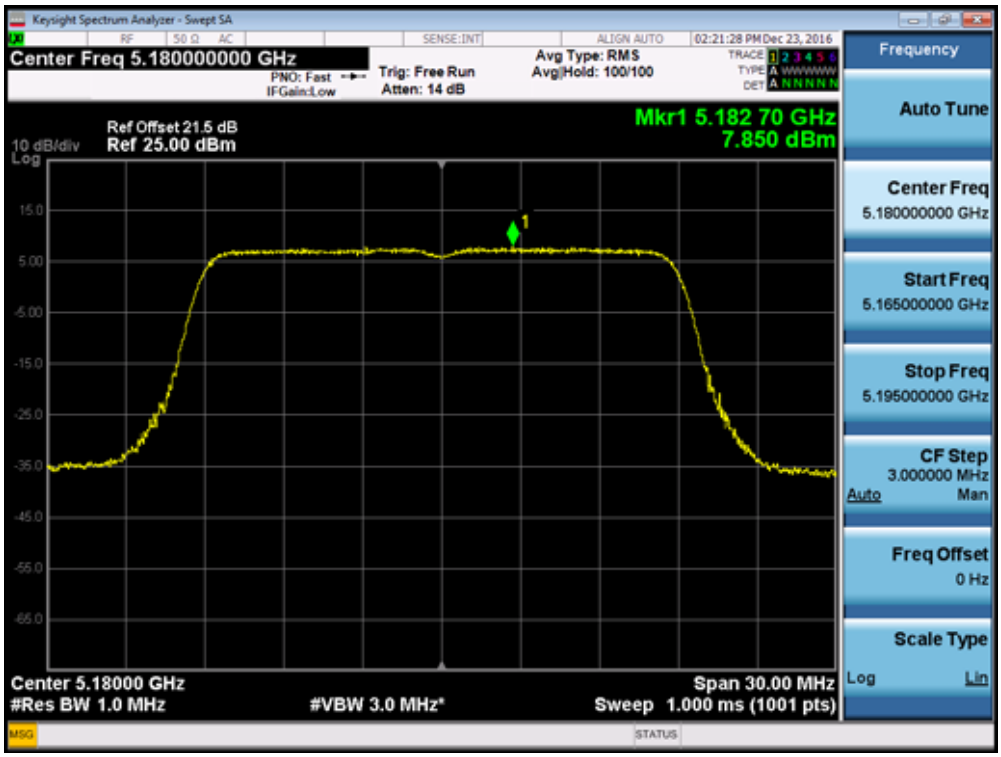

Product Name	:	Access Point	Power	:	PoE 57V
Module No.	:	APEX0367	Test Site	:	TR8
Test Mode	:	Mode 1~9	Test Date	:	2016.12.13

Mode 1: Transmit by 802.11a						
Channel No.	Frequency (MHz)	Measurement Power Spectral Density (dBm/MHz)		Total PPSD (dBm/MHz)	Limit (dBm/MHz)	Result
		Ant0	Ant1			
CH36	5180	2.403	2.153	5.29	16.5	Pass
CH44	5220	2.598	2.274	5.45	16.5	Pass
CH48	5240	2.329	1.949	5.15	16.5	Pass
Channel No.	Frequency (MHz)	Measurement Power Spectral Density (dBm/500KHz)		Total PPSD (dBm/500KHz)	Limit (dBm/500KHz)	Result
		Ant0	Ant1			
CH149	5745	5.535	6.348	8.97	29.5	Pass
CH157	5785	6.201	5.694	8.97	29.5	Pass
CH165	5825	5.599	6.147	8.89	29.5	Pass
Mode 2: Transmit by 802.11n(20MHz)						
Channel No.	Frequency (MHz)	Measurement Power Spectral Density (dBm/MHz)		Total PPSD (dBm/MHz)	Limit (dBm/MHz)	Result
		Ant0	Ant1			
CH36	5180	1.826	2.161	5.01	16.5	Pass
CH44	5220	2.143	2.248	5.21	16.5	Pass
CH48	5240	1.827	1.859	4.85	16.5	Pass
Channel No.	Frequency (MHz)	Measurement Power Spectral Density (dBm/500KHz)		Total PPSD (dBm/500KHz)	Limit (dBm/500KHz)	Result
		Ant0	Ant1			
CH149	5745	5.850	5.915	8.89	29.5	Pass
CH157	5785	6.316	5.455	8.92	29.5	Pass
CH165	5825	5.783	6.057	8.93	29.5	Pass

Mode 3: Transmit by 802.11n(40MHz)						
Channel No.	Frequency (MHz)	Measurement Power Spectral Density (dBm/MHz)		Total PPSD (dBm/MHz)	Limit (dBm/MHz)	Result
		Ant0	Ant1			
CH38	5190	-0.677	-0.653	2.35	16.5	Pass
CH46	5230	-0.700	-1.056	2.14	16.5	Pass
Channel No.	Frequency (MHz)	Measurement Power Spectral Density (dBm/500KHz)		Total PPSD (dBm/500KHz)	Limit (dBm/500KHz)	Result
		Ant0	Ant1			
CH151	5755	3.962	3.137	6.58	29.5	Pass
CH159	5795	3.062	3.535	6.32	29.5	Pass
Mode 4: Transmit by 802.11ac(20MHz)						
Channel No.	Frequency (MHz)	Measurement Power Spectral Density (dBm/MHz)		Total PPSD (dBm/MHz)	Limit (dBm/MHz)	Result
		Ant0	Ant1			
CH36	5180	1.771	2.198	5.00	16.5	Pass
CH44	5220	1.546	1.901	4.74	16.5	Pass
CH48	5240	1.830	1.697	4.77	16.5	Pass
Channel No.	Frequency (MHz)	Measurement Power Spectral Density (dBm/500KHz)		Total PPSD (dBm/500KHz)	Limit (dBm/500KHz)	Result
		Ant0	Ant1			
CH149	5745	6.280	6.053	9.18	29.5	Pass
CH157	5785	6.361	5.941	9.17	29.5	Pass
CH165	5825	5.972	6.149	9.07	29.5	Pass
Mode 5: Transmit by 802.11ac(40MHz)						
Channel No.	Frequency (MHz)	Measurement Power Spectral Density (dBm/MHz)		Total PPSD (dBm/MHz)	Limit (dBm/MHz)	Result
		Ant0	Ant1			
CH38	5190	-0.636	-0.588	2.40	16.5	Pass
CH46	5230	-0.644	-0.923	2.23	16.5	Pass
Channel No.	Frequency (MHz)	Measurement Power Spectral Density (dBm/500KHz)		Total PPSD (dBm/500KHz)	Limit (dBm/500KHz)	Result
		Ant0	Ant1			
CH151	5755	4.307	3.193	6.80	29.5	Pass
CH159	5795	3.425	2.754	6.11	29.5	Pass

Mode 6: Transmit by 802.11ac(80MHz)						
Channel No.	Frequency (MHz)	Measurement Power Spectral Density (dBm/MHz)		Total PPSD (dBm/MHz)	Limit (dBm/MHz)	Result
		Ant0	Ant1			
CH42	5210	-4.262	-4.698	-1.46	16.5	Pass
Channel No.	Frequency (MHz)	Measurement Power Spectral Density (dBm/500KHz)		Total PPSD (dBm/500KHz)	Limit (dBm/500KHz)	Result
		Ant0	Ant1			
CH155	5775	-1.500	-2.493	1.04	29.5	Pass

Mode 7: Transmit by 802.11ac(20MHz) With Beamforming						
Channel No.	Frequency (MHz)	Measurement Power Spectral Density (dBm/MHz)		Total PPSD (dBm/MHz)	Limit (dBm/MHz)	Result
		Ant0	Ant1			
CH36	5180	1.668	1.620	4.65	17.0	Pass
CH44	5220	1.721	1.763	4.75	17.0	Pass
CH48	5240	1.843	1.440	4.66	17.0	Pass
Channel No.	Frequency (MHz)	Measurement Power Spectral Density (dBm/500KHz)		Total PPSD (dBm/500KHz)	Limit (dBm/500KHz)	Result
		Ant0	Ant1			
CH149	5745	6.230	6.189	9.22	30.0	Pass
CH157	5785	5.928	6.055	9.00	30.0	Pass
CH165	5825	6.071	6.090	9.09	30.0	Pass

Mode 8: Transmit by 802.11ac(40MHz) With Beamforming						
Channel No.	Frequency (MHz)	Measurement Power Spectral Density (dBm/MHz)		Total PPSD (dBm/MHz)	Limit (dBm/MHz)	Result
		Ant0	Ant1			
CH38	5190	-0.852	-0.823	2.17	17.0	Pass
CH46	5230	-0.772	-0.670	2.29	17.0	Pass
Channel No.	Frequency (MHz)	Measurement Power Spectral Density (dBm/500KHz)		Total PPSD (dBm/500KHz)	Limit (dBm/500KHz)	Result
		Ant0	Ant1			
CH151	5755	4.177	3.894	7.05	30.0	Pass
CH159	5795	3.901	3.809	6.87	30.0	Pass

Mode 9: Transmit by 802.11ac(80MHz) With Beamforming						
Channel No.	Frequency (MHz)	Measurement Power Spectral Density (dBm/MHz)		Total PPSD (dBm/MHz)	Limit (dBm/MHz)	Result
		Ant0	Ant1			
CH42	5210	-4.497	-4.476	-1.48	17.0	Pass
Channel No.	Frequency (MHz)	Measurement Power Spectral Density (dBm/500KHz)		Total PPSD (dBm/500KHz)	Limit (dBm/500KHz)	Result
		Ant0	Ant1			
CH155	5775	-1.358	-1.281	1.69	30.0	Pass
Note: Limit = Power Density Limit – (Antenna Gain – 6dBi)						
The worst case of 6dB Bandwidth as below:						

Mode 7 CH149(5745MHz) Ant 0

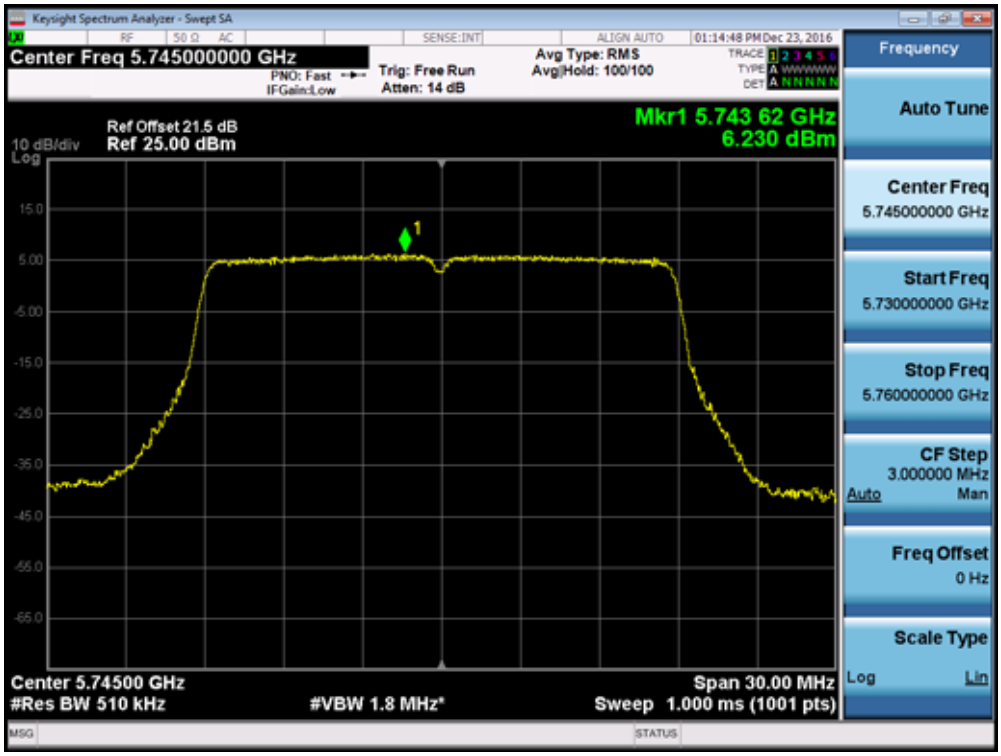

Mode 7 CH149(5745MHz) Ant 1

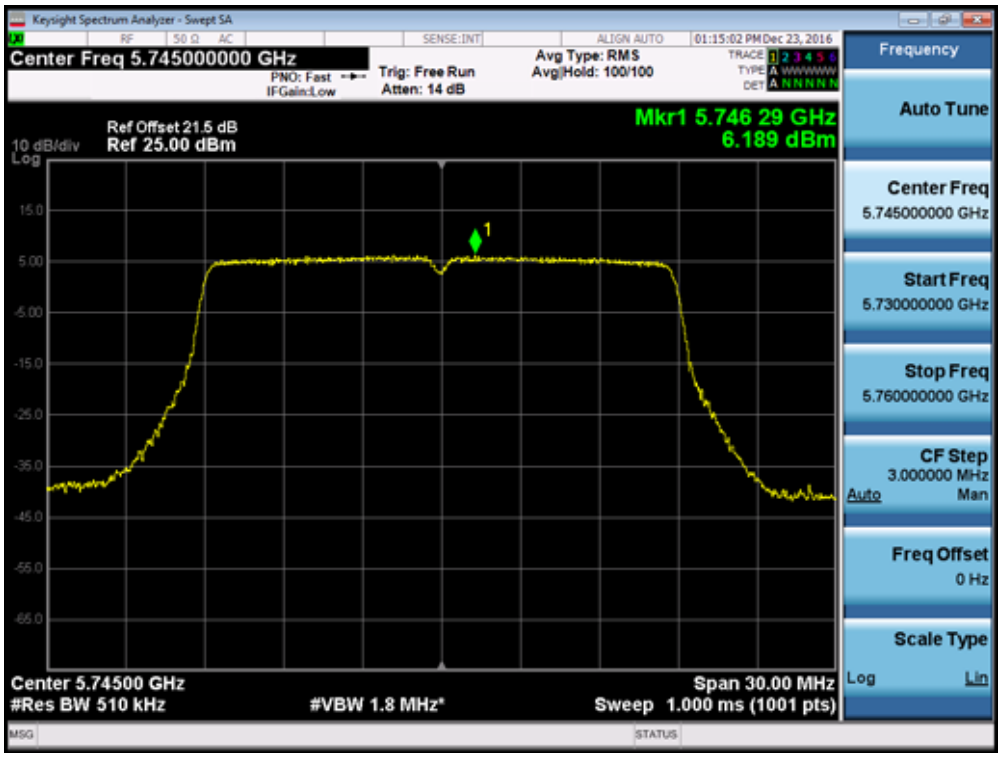

9. Radiated Emission Band Edge

9.1. Test Equipment

Radiated Emission Band Edge / AC-5					
Instrument	Manufacturer	Type No.	Serial No.	Cal. Date	Cal. Due Date
EMI Receiver	Agilent	N9038A	MY51210196	2016.07.16	2017.07.15
Pre-Amplifier	Miteq	NSP1800-25	1364185	2016.05.03	2017.05.02
DRG Horn Antenna	ETS-Lindgren	3117	00167055	2016.07.12	2017.07.11
Broad-Band Horn Antenna	Schwarzbeck	BBHA9170	294	2016.12.12	2017.09.17
Coaxial Cable	Huber+Suhner	SUCOFLEX 106	AC5-C1	2016.02.28	2017.02.27
Coaxial Cable	Huber+Suhner	SUCOFLEX 106	AC5-C2	2016.02.28	2017.02.27
Temperature/Humidity Meter	Zhichen	ZC1-2	AC5-TH	2017.01.04	2018.01.03
Note: All equipments are calibrated with traceable calibrations. Each calibration is traceable to the national or international standards.					

9.2. Test Setup

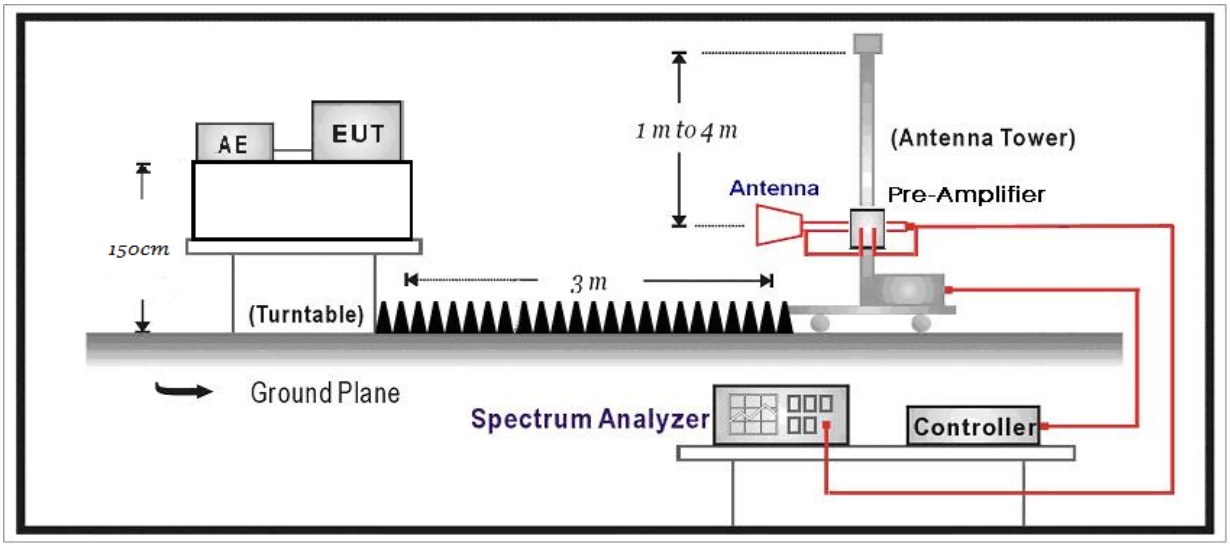

9.3. Limit

FCC Part 15 Subpart C Paragraph 15.209 (Restricted Band Emissions Limit)		
Frequency (MHz)	Distance (m)	Level (dBµV/m)
0.009-0.490	300	2400/F(kHz)
0.490-1.705	30	24000/F(kHz)
1.705-30.0	30	30
30-88	3	100**
88-216	3	150**
216-960	3	200**
Above 960	3	500

Note 1: At frequencies below 30 MHz, measurements may be performed at a distance closer than that specified in the regulations; however, an attempt should be made to avoid making measurements in the near field. Pending the development of an appropriate measurement procedure for measurements performed below 30 MHz, when performing measurements at a closer distance than specified, the results shall be extrapolated to the specified distance by either making measurements at a minimum of two distances on at least one radial to determine the proper extrapolation factor or by using the square of an inverse linear distance extrapolation factor (40 dB/decade).

Note 2: At frequencies at or above 30 MHz, measurements may be performed at a distance other than what is specified provided: measurements are not made in the near field except where it can be shown that near field measurements are appropriate due to the characteristics of the device; and it can be demonstrated that the signal levels needed to be measured at the distance employed can be detected by the measurement equipment. Measurements shall not be performed at a distance greater than 30 meters unless it can be further demonstrated that measurements at a distance of 30 meters or less are impractical. When performing measurements at a distance other than that specified, the results shall be extrapolated to the specified distance using an extrapolation factor of 20 dB/decade (inverse linear-distance for field strength measurements; inverse-linear-distance-squared for power density measurements).

FCC Part 15 Subpart C Paragraph 15.205 (Restricted Band)			
Frequency (MHz)	Frequency (MHz)	Frequency (MHz)	Frequency (MHz)
0.090 – 0.110	16.42 – 16.423	399.9 – 410	4.5 – 5.15
0.495 – 0.505	16.69475 –16.69525	608 – 614	5.35 – 5.46
2.1735 – 2.1905	16.80425 – 16.80475	960 – 1240	7.25 – 7.75
4.125 – 4.128	25.5 – 25.67	1300 – 1427	8.025 – 8.5
4.17725 – 4.17775	37.5 – 38.25	1435 – 1626.5	9.0 – 9.2
4.20725 – 4.20775	73 – 74.6	1645.5 – 1646.5	9.3 – 9.5
6.215 – 6.218	74.8 – 75.2	1660 – 1710	10.6 – 12.7
6.26775 – 6.26825	108 – 121.94	1718.8 – 1722.2	13.25 – 13.4
6.31175 – 6.31225	123 – 138	2200 – 2300	14.47 – 14.5
8.291 – 8.294	149.9 – 150.05	2310 – 2390	15.35 – 16.2
8.362 – 8.366	156.52475 – 156.52525	2483.5 – 2500	17.7 – 21.4
8.37625 – 8.38675	156.7 – 156.9	2690 – 2900	22.01 – 23.12
8.81425 – 8.81475	162.0125 – 167.17	3260 – 3267	23.6 – 24.0
12.29 – 12.293	167.72 – 173.2	3332 – 3339	31.2 – 31.8
12.51975–12.52025	240 – 285	3345.8 – 3358	36.43 – 36.5
12.57675–12.57725	322 – 335.4	3600 – 4400	
13.36 – 13.41			

FCC Part 15 Subpart C Paragraph 15.407(5)(b) (Unrestricted Band Emissions Limit)		
Operating Frequency Band (MHz)	EIRP Limit (dBm/MHz)	Equivalent Field Strength at 3m (dB μ V/m)
5150 - 5250	-27	68.3
5250 - 5350	-27	68.3
5470 - 5725	-27	68.3
FCC 16-24-A1		
Operating Frequency Band (MHz)	EIRP Limit (dBm/MHz)	
5725 - 5825	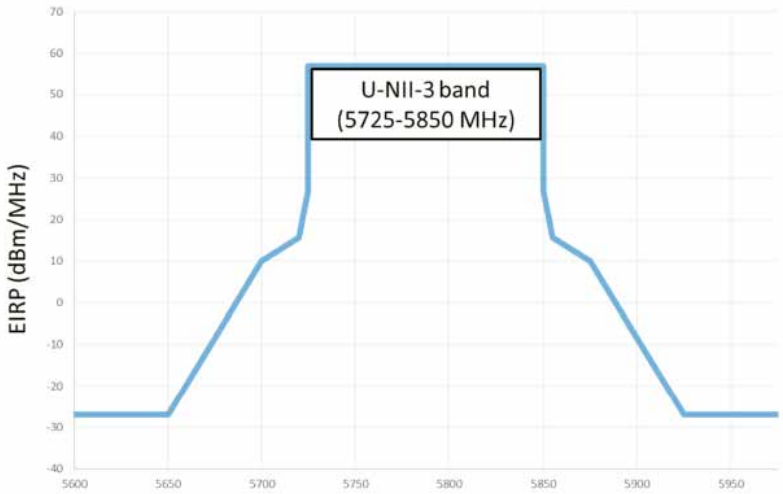	

9.4. Test Procedure

Test Method					
	References Rule			Chapter	Description
☐	ANSI C63.10			12.7.3	Emissions in non-restricted frequency bands
☒	ANSI C63.10			12.7.2	Emissions in restricted frequency bands
	☒	ANSI C63.10		12.7.5	Radiated emission measurements
	☒	ANSI C63.10		12.7.6	Procedure for peak unwanted emissions measurements above 1000 MHz
	☒	ANSI C63.10		12.7.7	Procedures for average unwanted emissions measurements above 1000 MHz
		☐	ANSI C63.10	12.7.7.2	Method AD (average detection)—primary method
		☒	ANSI C63.10	12.7.7.3	Method VB-A (Alternative)
	☒	ANSI C63.10		6.4	Radiated emissions from unlicensed wireless devices below 30 MHz
	☒	ANSI C63.10		6.5	Radiated emissions from unlicensed wireless devices in the frequency range of 30 MHz to 1000 MHz
	☒	ANSI C63.10		6.6	Radiated emissions from unlicensed wireless devices above 1 GHz
☐	FCC KDB 789033 D02v01r03			G.2	Unwanted Emissions that fall Outside of the Restricted Bands
☐	FCC KDB 789033 D02v01r03			G.1	Unwanted Emissions in the Restricted Bands
	☐	FCC KDB 789033 D02v01r03		G.4	Procedure for Unwanted Emissions Measurements below 1000 MHz
	☐	FCC KDB 789033 D02v01r03		G.5	Procedure for Unwanted Maximum Emissions Measurements above 1000 MHz
	☐	FCC KDB 789033 D02v01r03		G.6	Procedures for Average Unwanted Emissions Measurements above 1000 MHz
		☐	FCC KDB 789033 D02v01r03	G.6.c	Method AD (Average detection)—primary method
		☐	FCC KDB 789033 D02v01r03	G.6.d	Method VB (Averaging using reduced video bandwidth): Alternative method.

9.5. EUT test Axis definition

Item	Peak power spectral density			
Device Category	☒	Outdoor AP		
	☐	Indoor AP		
	☐	Fixed point-to-point AP		
	☒	Outdoor fixed point-to-multipoint AP		
	☐	Client		
Test mode	Mode 1-9			
Test method	☒	Radiated		
		X Axis	Y Axis	Z Axis
			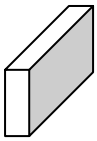	
		Worst Axis ☐	Worst Axis ☐	Worst Axis ☒
	☐	Conducted		
	☐	Chain 1		
		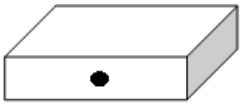		
	☐	Chain 1	Chain 2	
		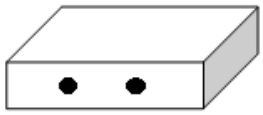		
	☐	Chain 1	Chain 2	Chain 3

9.6. Test Result

APEX0365:

Site: AC5	Time: 2016/11/30 - 09:37
Limit: FCC_Part15.209_RE(3m)	Margin: 0
Probe: Horn_3117_00167055(1-18GHz)	Polarity: Horizontal
EUT: Access Point	Power: PoE 57V
Note: Mode1:Transmit at CH5180 by 802.11a	

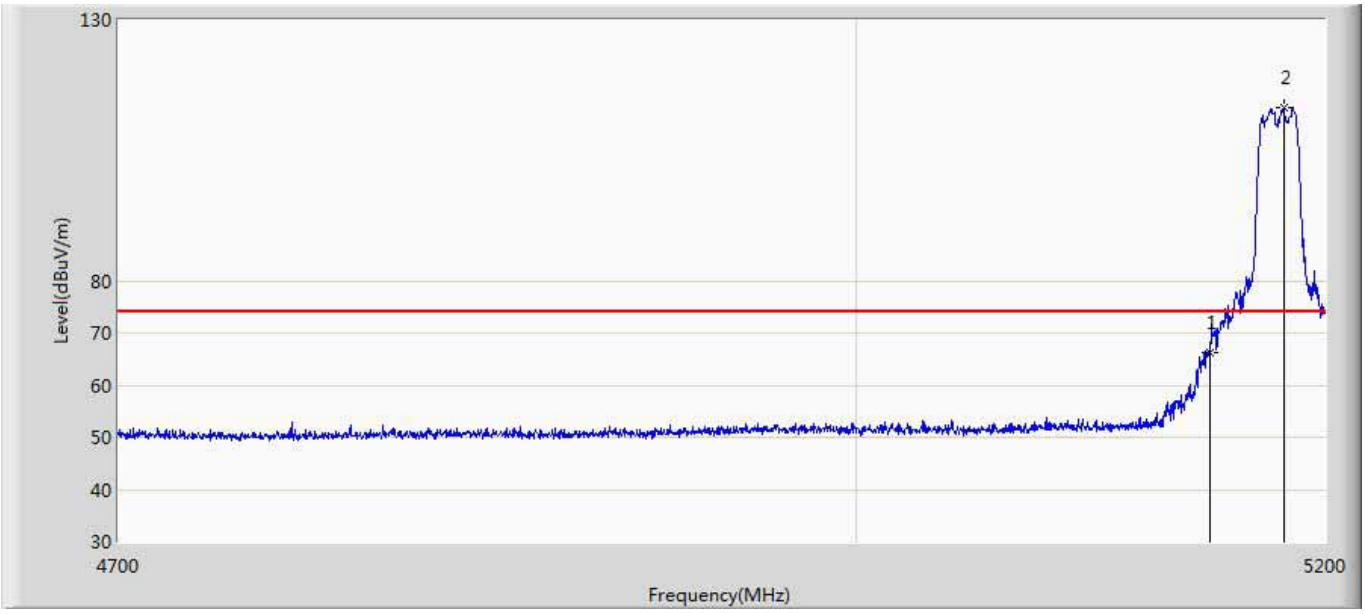

No	Mark	Frequency (MHz)	Measure Level (dBuV/m)	Reading Level (dBuV)	Over Limit (dB)	Limit (dBuV/m)	Factor (dB)	Type
1		5150.000	66.325	26.271	-7.675	74.000	40.054	PK
2	*	5182.250	113.176	73.054	39.176	74.000	40.122	PK

Site: AC5	Time: 2016/11/30 - 09:44
Limit: FCC_Part15.209_RE(3m)	Margin: 0
Probe: Horn_3117_00167055(1-18GHz)	Polarity: Horizontal
EUT: Access Point	Power: PoE 57V
Note: Mode1:Transmit at CH5180 by 802.11a	

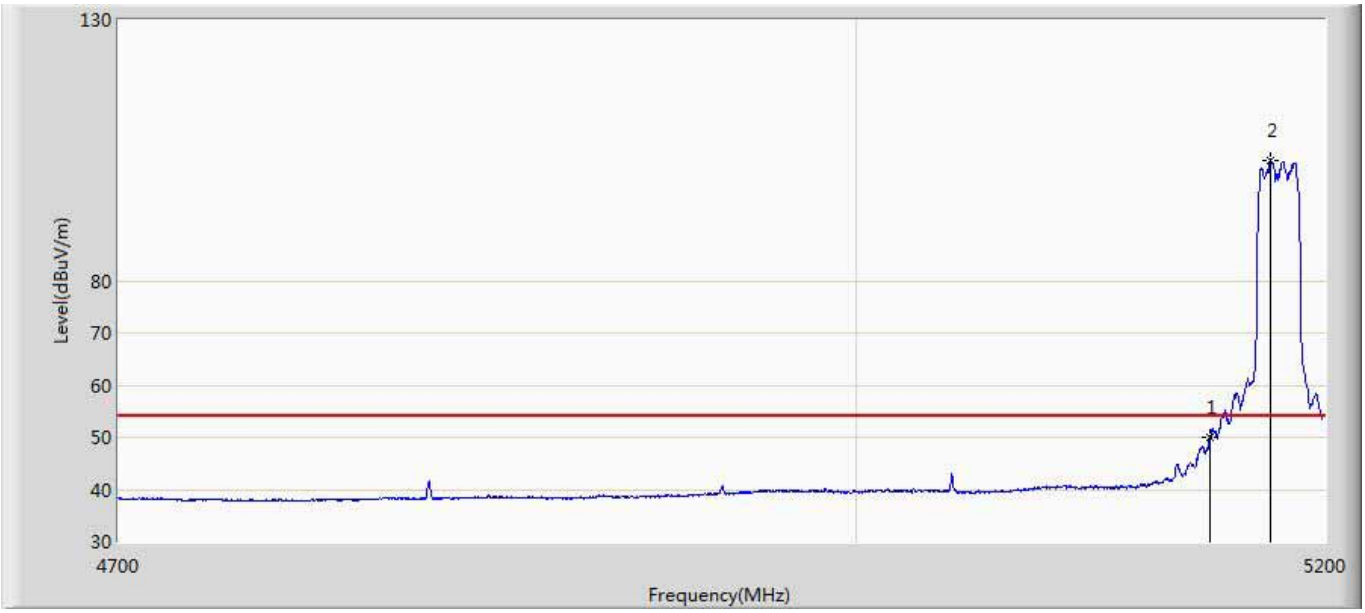

No	Mark	Frequency (MHz)	Measure Level (dBuV/m)	Reading Level (dBuV)	Over Limit (dB)	Limit (dBuV/m)	Factor (dB)	Type
1		5150.000	50.067	10.013	-3.933	54.000	40.054	AV
2	*	5176.250	103.171	63.058	49.171	54.000	40.113	AV

Site: AC5	Time: 2016/11/30 - 09:46
Limit: FCC_Part15.209_RE(3m)	Margin: 0
Probe: Horn_3117_00167055(1-18GHz)	Polarity: Vertical
EUT: Access Point	Power: PoE 57V
Note: Mode1:Transmit at CH5180 by 802.11a	

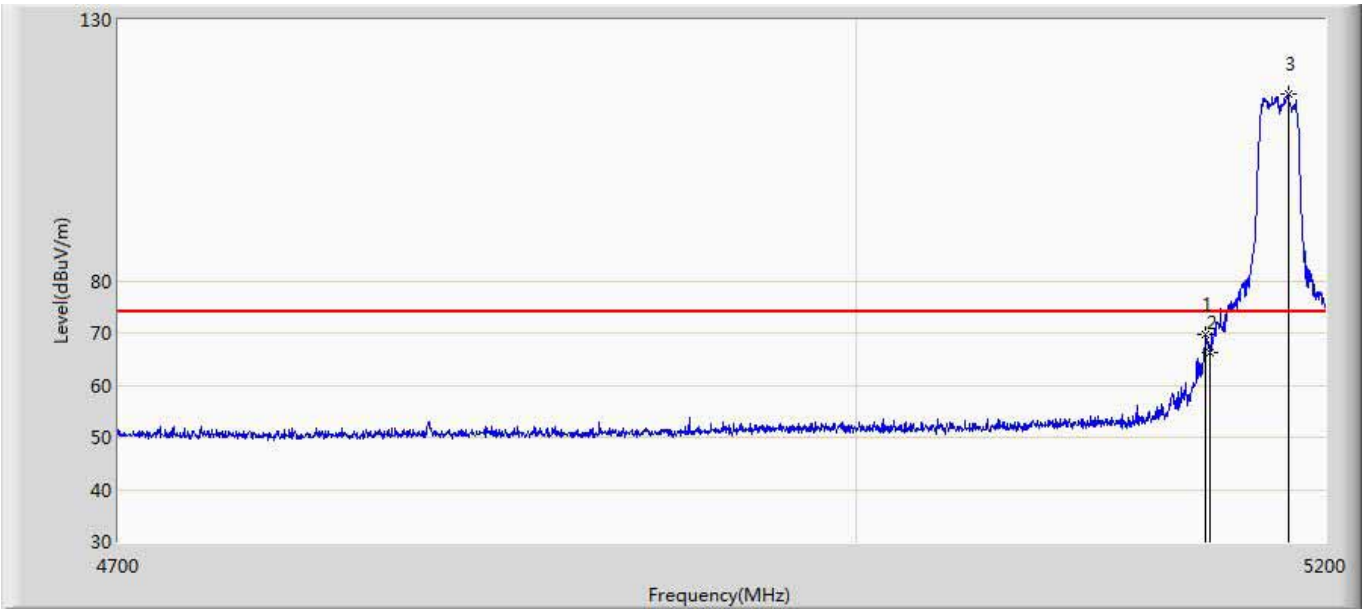

No	Mark	Frequency (MHz)	Measure Level (dBuV/m)	Reading Level (dBuV)	Over Limit (dB)	Limit (dBuV/m)	Factor (dB)	Type
1		5148.500	69.706	29.657	-4.294	74.000	40.050	PK
2		5150.000	66.335	26.281	-7.665	74.000	40.054	PK
3	*	5184.000	115.770	75.646	41.770	74.000	40.124	PK

Site: AC5	Time: 2016/11/30 - 09:48
Limit: FCC_Part15.209_RE(3m)	Margin: 0
Probe: Horn_3117_00167055(1-18GHz)	Polarity: Vertical
EUT: Access Point	Power: PoE 57V
Note: Mode1:Transmit at CH5180 by 802.11a	

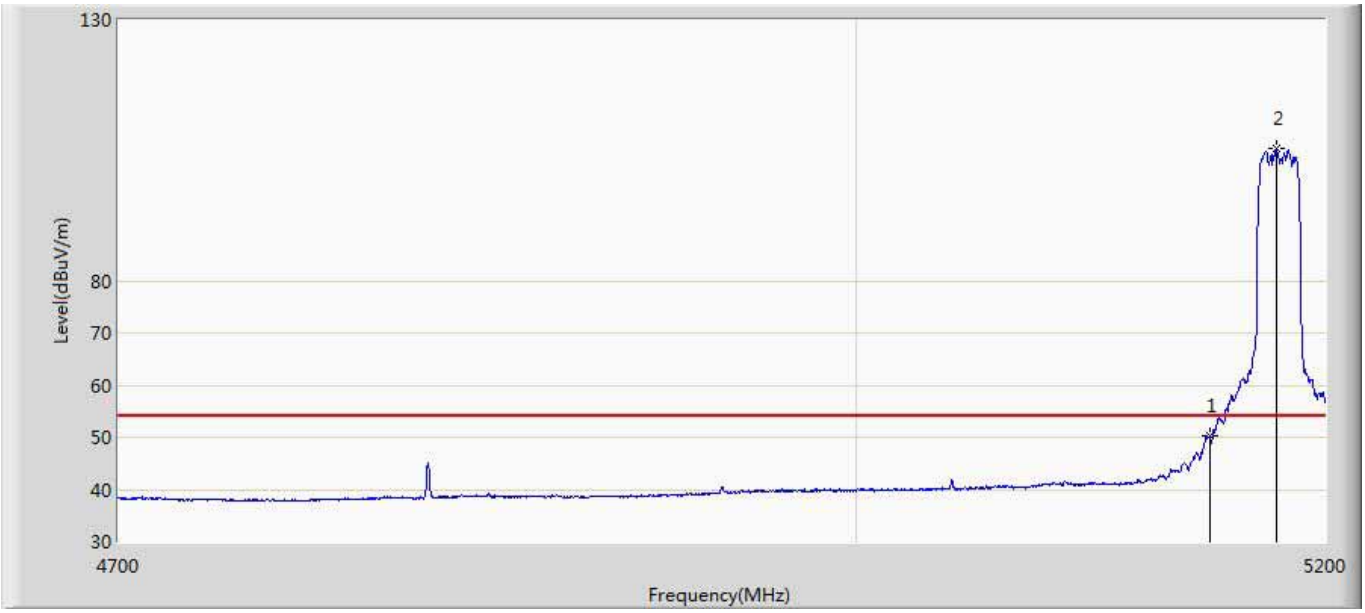

No	Mark	Frequency (MHz)	Measure Level (dBuV/m)	Reading Level (dBuV)	Over Limit (dB)	Limit (dBuV/m)	Factor (dB)	Type
1		5150.000	50.417	10.363	-3.583	54.000	40.054	AV
2	*	5178.750	105.317	65.200	51.317	54.000	40.117	AV

Site: AC5	Time: 2016/11/30 - 09:54
Limit: FCC_Part15.209_RE(3m)	Margin: 0
Probe: Horn_3117_00167055(1-18GHz)	Polarity: Horizontal
EUT: Access Point	Power: PoE 57V
Note: Mode2:Transmit at CH5180 by 802.11n20	

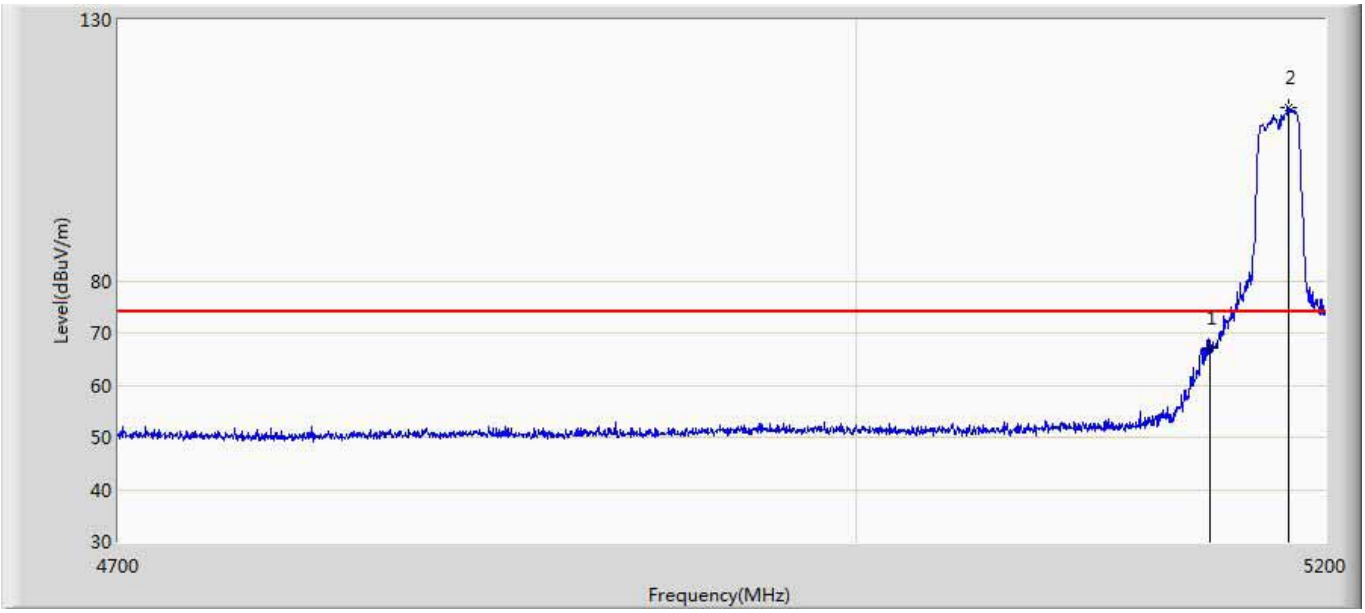

No	Mark	Frequency (MHz)	Measure Level (dBuV/m)	Reading Level (dBuV)	Over Limit (dB)	Limit (dBuV/m)	Factor (dB)	Type
1		5150.000	67.029	26.975	-6.971	74.000	40.054	PK
2	*	5184.000	113.104	72.980	39.104	74.000	40.124	PK

Site: AC5	Time: 2016/11/30 - 09:57
Limit: FCC_Part15.209_RE(3m)	Margin: 0
Probe: Horn_3117_00167055(1-18GHz)	Polarity: Horizontal
EUT: Access Point	Power: PoE 57V
Note: Mode2:Transmit at CH5180 by 802.11n20	

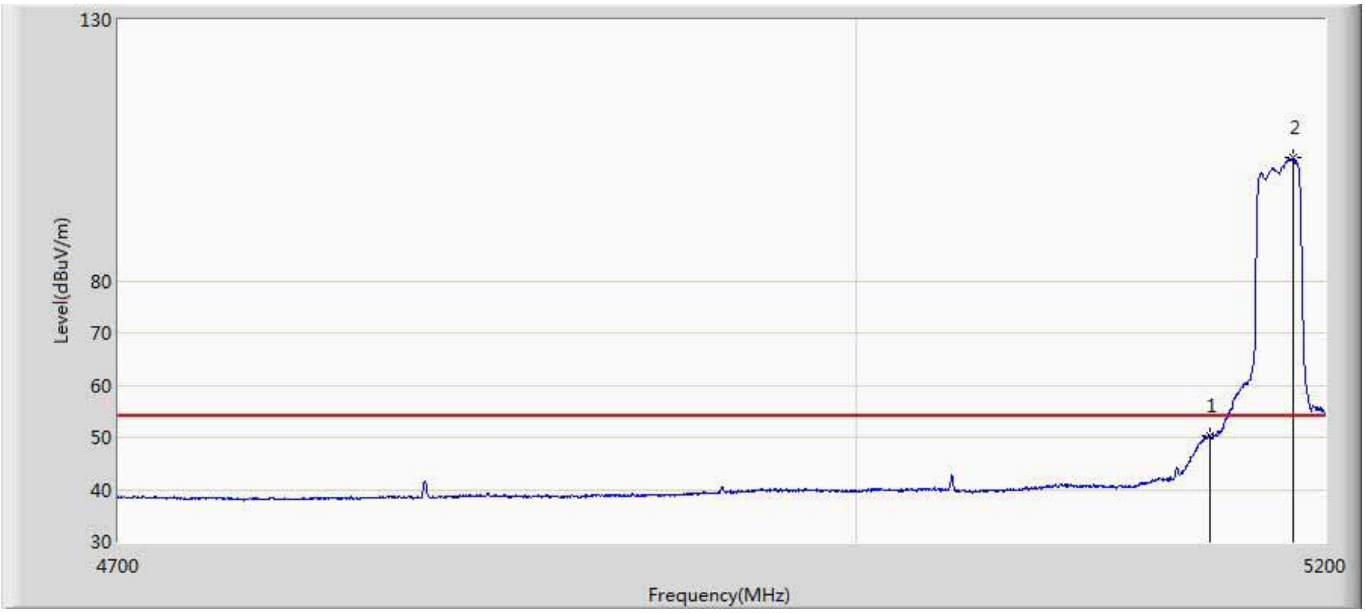

No	Mark	Frequency (MHz)	Measure Level (dBuV/m)	Reading Level (dBuV)	Over Limit (dB)	Limit (dBuV/m)	Factor (dB)	Type
1		5150.000	50.180	10.126	-3.820	54.000	40.054	AV
2	*	5186.000	103.528	63.403	49.528	54.000	40.125	AV

Site: AC5	Time: 2016/11/30 - 09:59
Limit: FCC_Part15.209_RE(3m)	Margin: 0
Probe: Horn_3117_00167055(1-18GHz)	Polarity: Vertical
EUT: Access Point	Power: PoE 57V
Note: Mode2:Transmit at CH5180 by 802.11n20	

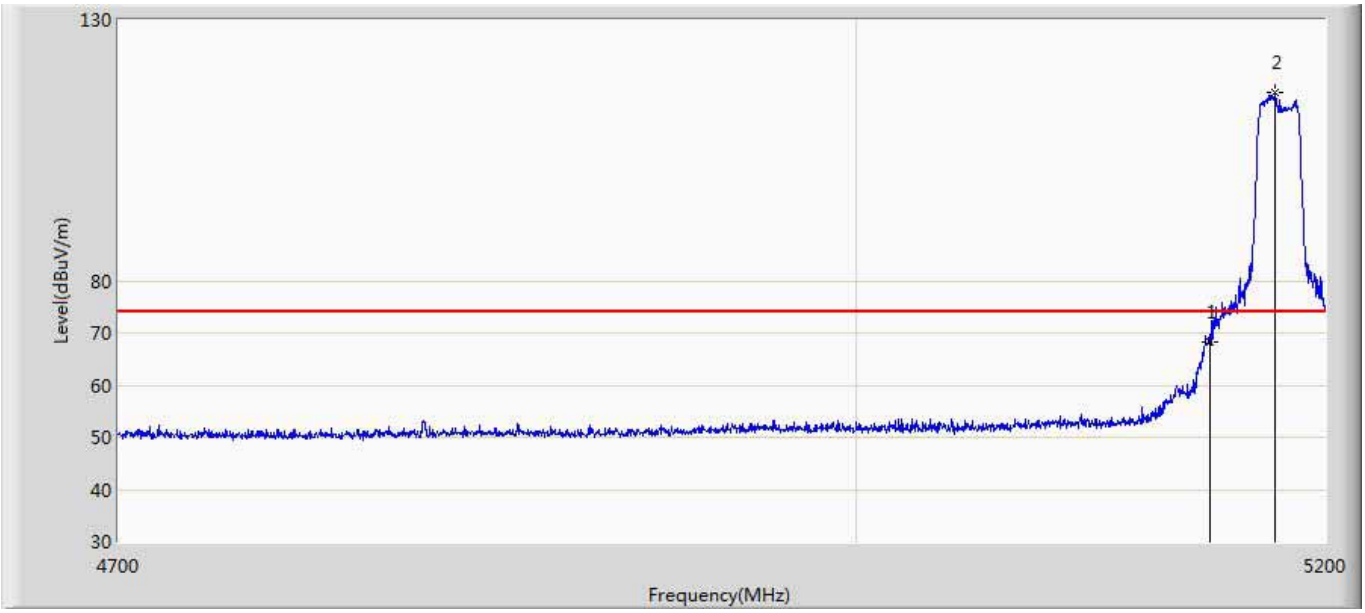

No	Mark	Frequency (MHz)	Measure Level (dBuV/m)	Reading Level (dBuV)	Over Limit (dB)	Limit (dBuV/m)	Factor (dB)	Type
1		5150.000	68.336	28.282	-5.664	74.000	40.054	PK
2	*	5178.000	115.952	75.836	41.952	74.000	40.116	PK

Site: AC5	Time: 2016/11/30 - 10:03
Limit: FCC_Part15.209_RE(3m)	Margin: 0
Probe: Horn_3117_00167055(1-18GHz)	Polarity: Vertical
EUT: Access Point	Power: PoE 57V
Note: Mode2:Transmit at CH5180 by 802.11n20	

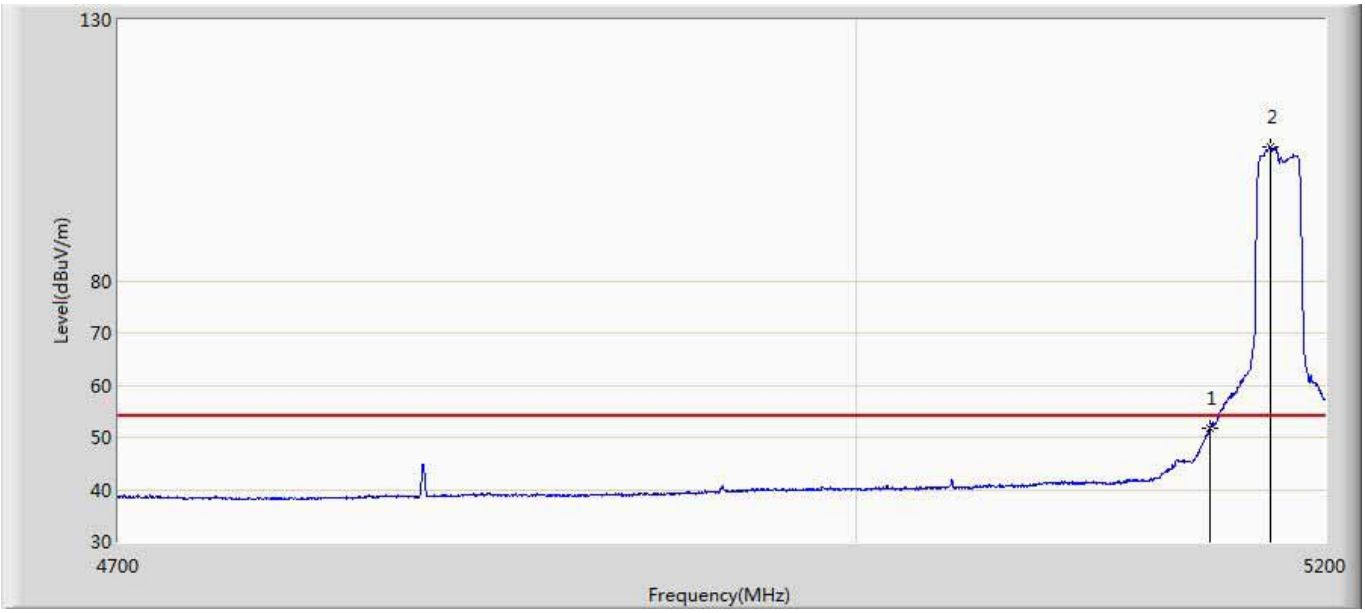

No	Mark	Frequency (MHz)	Measure Level (dBuV/m)	Reading Level (dBuV)	Over Limit (dB)	Limit (dBuV/m)	Factor (dB)	Type
1		5150.000	51.713	11.659	-2.287	54.000	40.054	AV
2	*	5176.250	105.657	65.544	51.657	54.000	40.113	AV

Site: AC5	Time: 2016/11/30 - 10:06
Limit: FCC_Part15.209_RE(3m)	Margin: 0
Probe: Horn_3117_00167055(1-18GHz)	Polarity: Horizontal
EUT: Access Point	Power: PoE 57V
Note: Mode3:Transmit at CH5190 by 802.11n40	

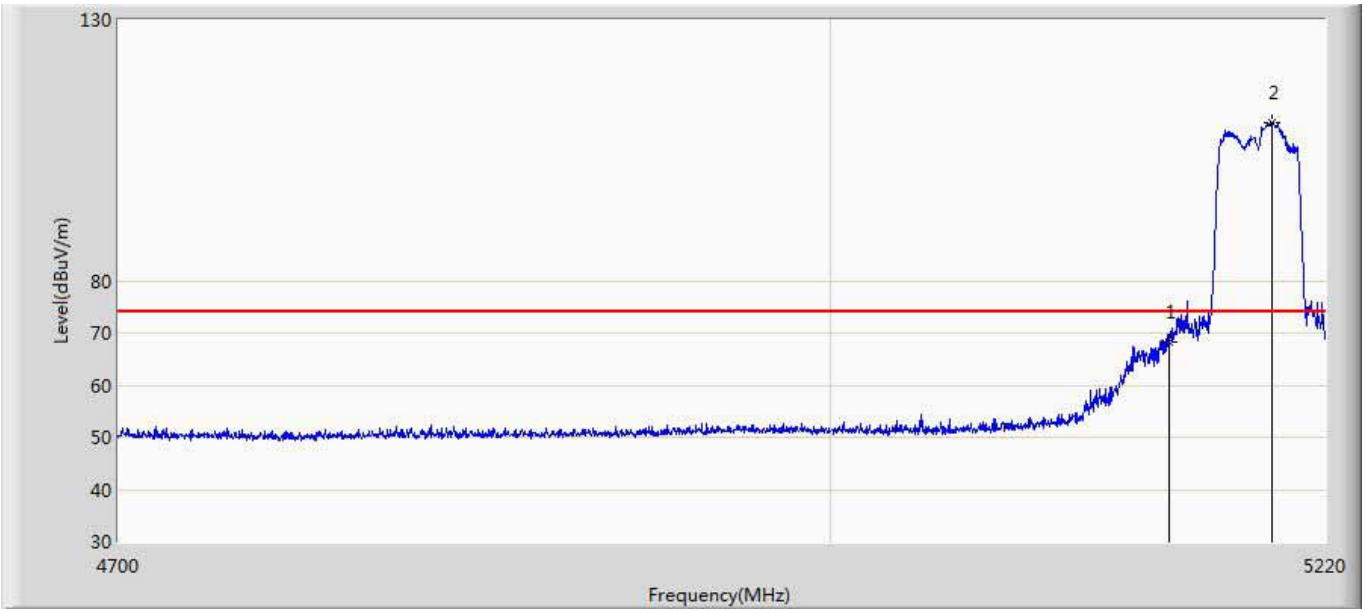

No	Mark	Frequency (MHz)	Measure Level (dBuV/m)	Reading Level (dBuV)	Over Limit (dB)	Limit (dBuV/m)	Factor (dB)	Type
1		5150.000	68.241	28.187	-5.759	74.000	40.054	PK
2	*	5195.820	110.345	70.212	36.345	74.000	40.133	PK

Site: AC5	Time: 2016/11/30 - 10:17
Limit: FCC_Part15.209_RE(3m)	Margin: 0
Probe: Horn_3117_00167055(1-18GHz)	Polarity: Horizontal
EUT: Access Point	Power: PoE 57V
Note: Mode3:Transmit at CH5190 by 802.11n40	

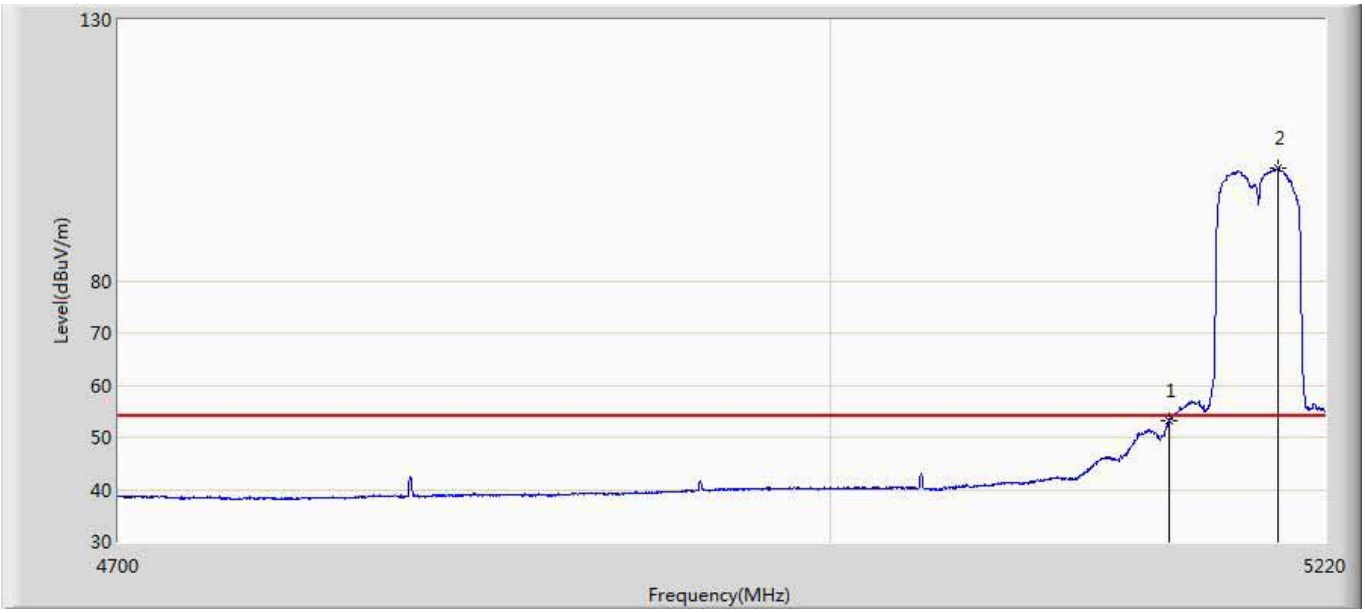

No	Mark	Frequency (MHz)	Measure Level (dBuV/m)	Reading Level (dBuV)	Over Limit (dB)	Limit (dBuV/m)	Factor (dB)	Type
1		5150.000	53.168	13.114	-0.832	54.000	40.054	AV
2	*	5198.940	101.605	61.470	47.605	54.000	40.135	AV

Site: AC5	Time: 2016/11/30 - 10:17
Limit: FCC_Part15.209_RE(3m)	Margin: 0
Probe: Horn_3117_00167055(1-18GHz)	Polarity: Vertical
EUT: Access Point	Power: PoE 57V
Note: Mode3:Transmit at CH5190 by 802.11n40	

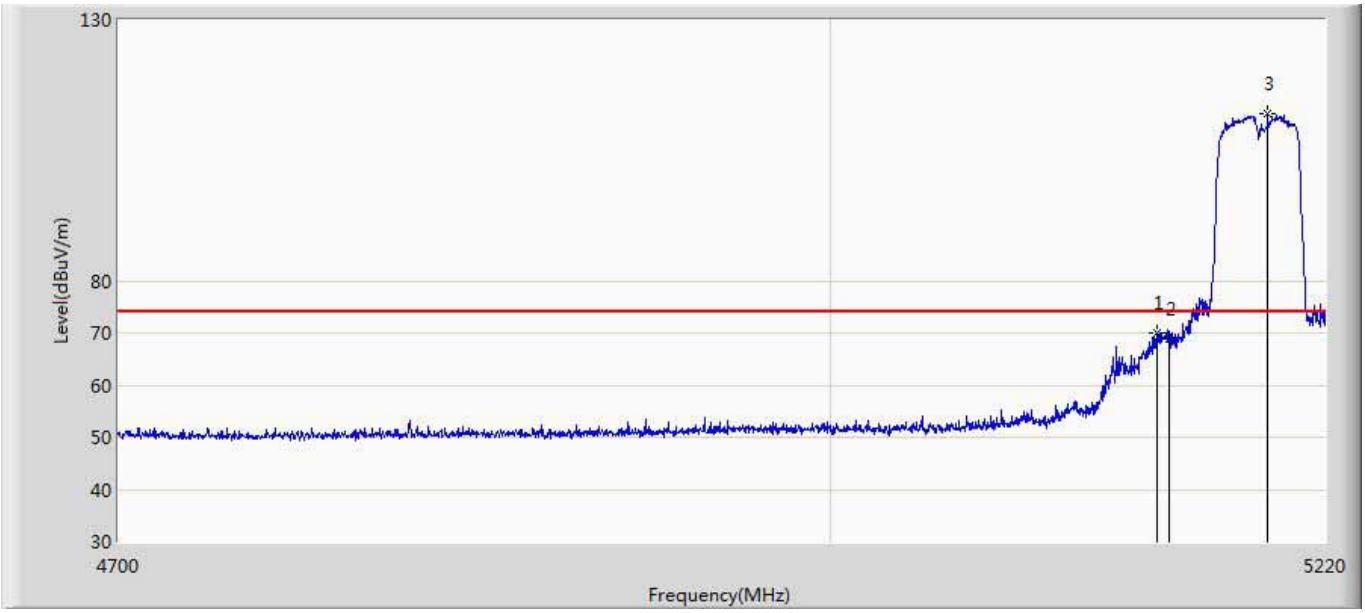

No	Mark	Frequency (MHz)	Measure Level (dBuV/m)	Reading Level (dBuV)	Over Limit (dB)	Limit (dBuV/m)	Factor (dB)	Type
1		5144.080	70.038	29.974	-3.962	74.000	40.064	PK
2		5150.000	68.835	28.781	-5.165	74.000	40.054	PK
3	*	5194.000	112.008	71.877	38.008	74.000	40.131	PK

Site: AC5	Time: 2016/11/30 - 10:19
Limit: FCC_Part15.209_RE(3m)	Margin: 0
Probe: Horn_3117_00167055(1-18GHz)	Polarity: Vertical
EUT: Access Point	Power: PoE 57V
Note: Mode3:Transmit at CH5190 by 802.11n40	

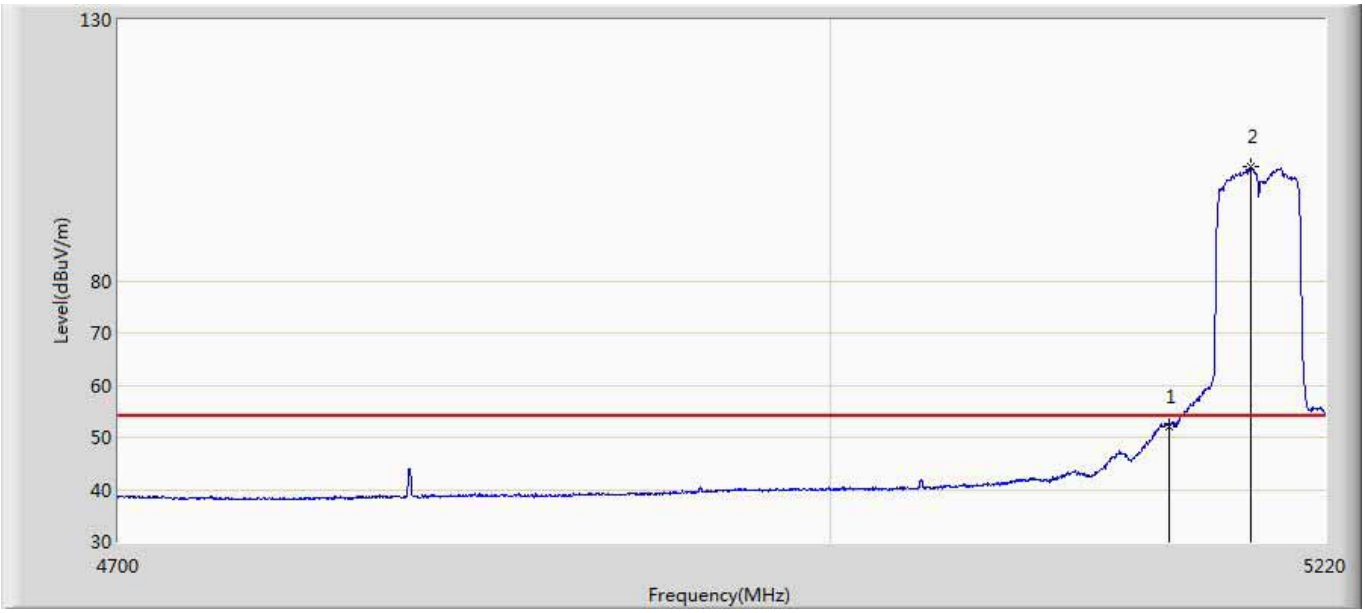

No	Mark	Frequency (MHz)	Measure Level (dBuV/m)	Reading Level (dBuV)	Over Limit (dB)	Limit (dBuV/m)	Factor (dB)	Type
1		5150.000	52.125	12.071	-1.875	54.000	40.054	AV
2	*	5186.460	101.758	61.633	47.758	54.000	40.125	AV

Site: AC5	Time: 2016/11/30 - 10:24
Limit: FCC_Part15.209_RE(3m)	Margin: 0
Probe: Horn_3117_00167055(1-18GHz)	Polarity: Horizontal
EUT: Access Point	Power: PoE 57V
Note: Mode4:Transmit at CH5180 by 802.11ac20	

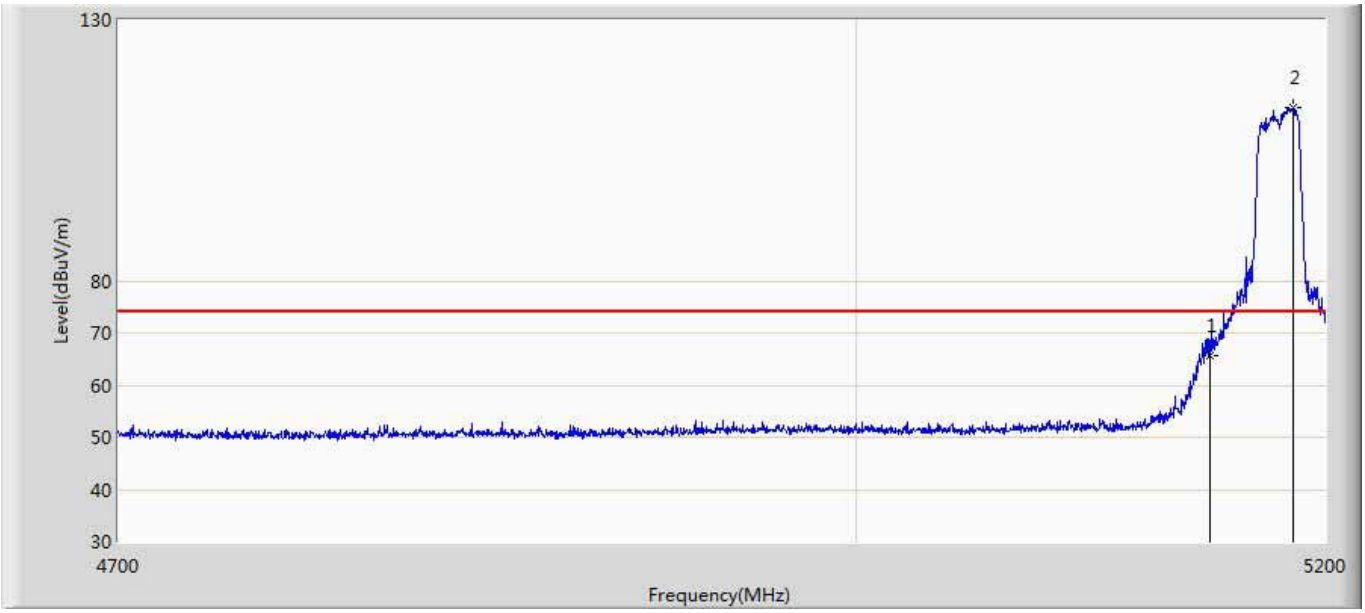

No	Mark	Frequency (MHz)	Measure Level (dBuV/m)	Reading Level (dBuV)	Over Limit (dB)	Limit (dBuV/m)	Factor (dB)	Type
1		5150.000	65.729	25.675	-8.271	74.000	40.054	PK
2	*	5186.000	113.117	72.992	39.117	74.000	40.125	PK

Site: AC5	Time: 2016/11/30 - 10:26
Limit: FCC_Part15.209_RE(3m)	Margin: 0
Probe: Horn_3117_00167055(1-18GHz)	Polarity: Horizontal
EUT: Access Point	Power: PoE 57V
Note: Mode4:Transmit at CH5180 by 802.11ac20	

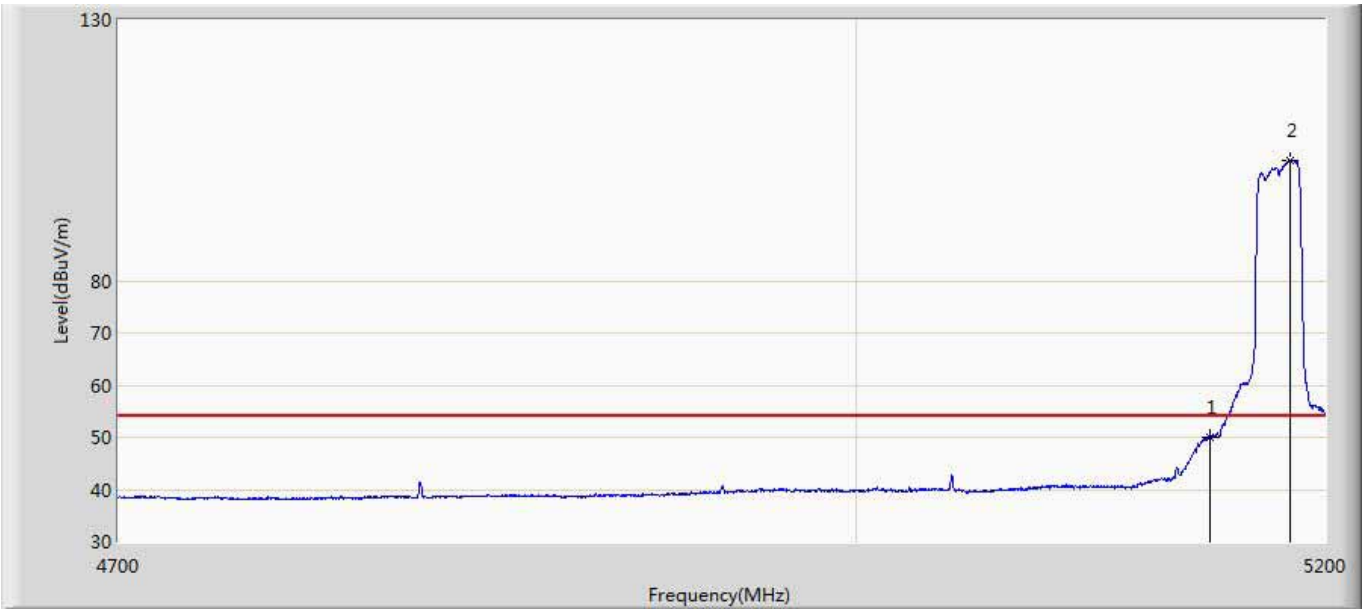

No	Mark	Frequency (MHz)	Measure Level (dBuV/m)	Reading Level (dBuV)	Over Limit (dB)	Limit (dBuV/m)	Factor (dB)	Type
1		5150.000	50.054	10.000	-3.946	54.000	40.054	AV
2	*	5185.000	103.171	63.047	49.171	54.000	40.124	AV

Site: AC5	Time: 2016/11/30 - 10:30
Limit: FCC_Part15.209_RE(3m)	Margin: 0
Probe: Horn_3117_00167055(1-18GHz)	Polarity: Vertical
EUT: Access Point	Power: PoE 57V
Note: Mode4:Transmit at CH5180 by 802.11ac20	

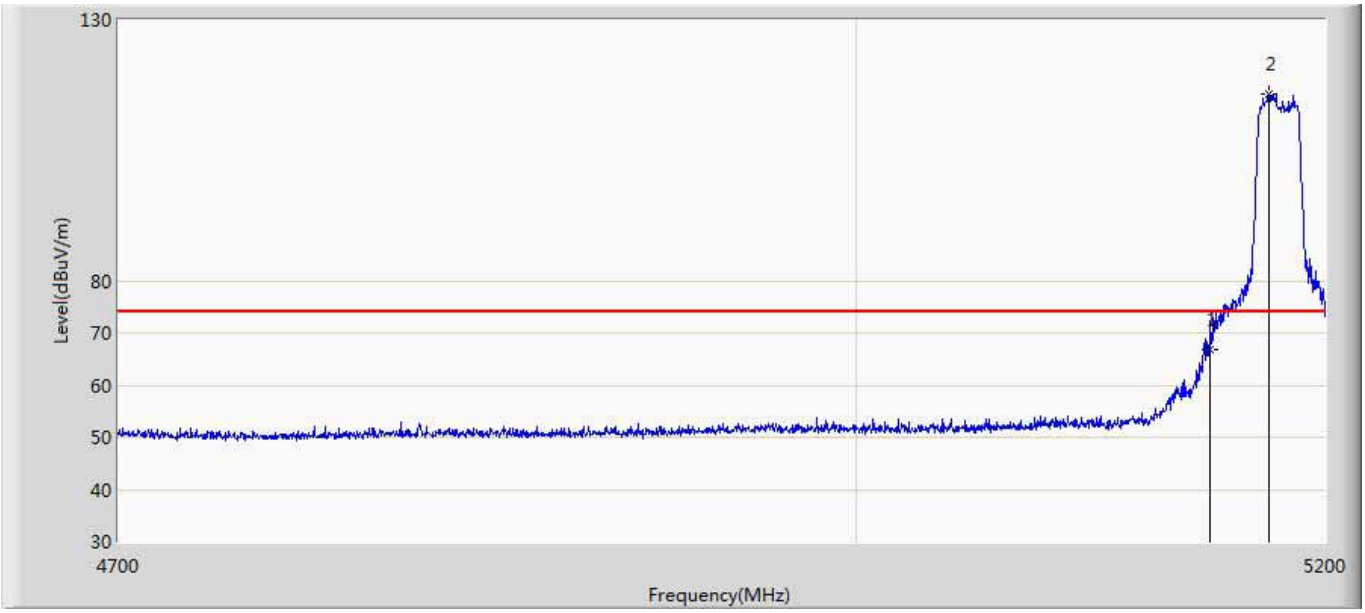

No	Mark	Frequency (MHz)	Measure Level (dBuV/m)	Reading Level (dBuV)	Over Limit (dB)	Limit (dBuV/m)	Factor (dB)	Type
1		5150.000	66.807	26.753	-7.193	74.000	40.054	PK
2	*	5175.500	115.902	75.790	41.902	74.000	40.112	PK

Site: AC5	Time: 2016/11/30 - 10:32
Limit: FCC_Part15.209_RE(3m)	Margin: 0
Probe: Horn_3117_00167055(1-18GHz)	Polarity: Vertical
EUT: Access Point	Power: PoE 57V
Note: Mode4:Transmit at CH5180 by 802.11ac20	

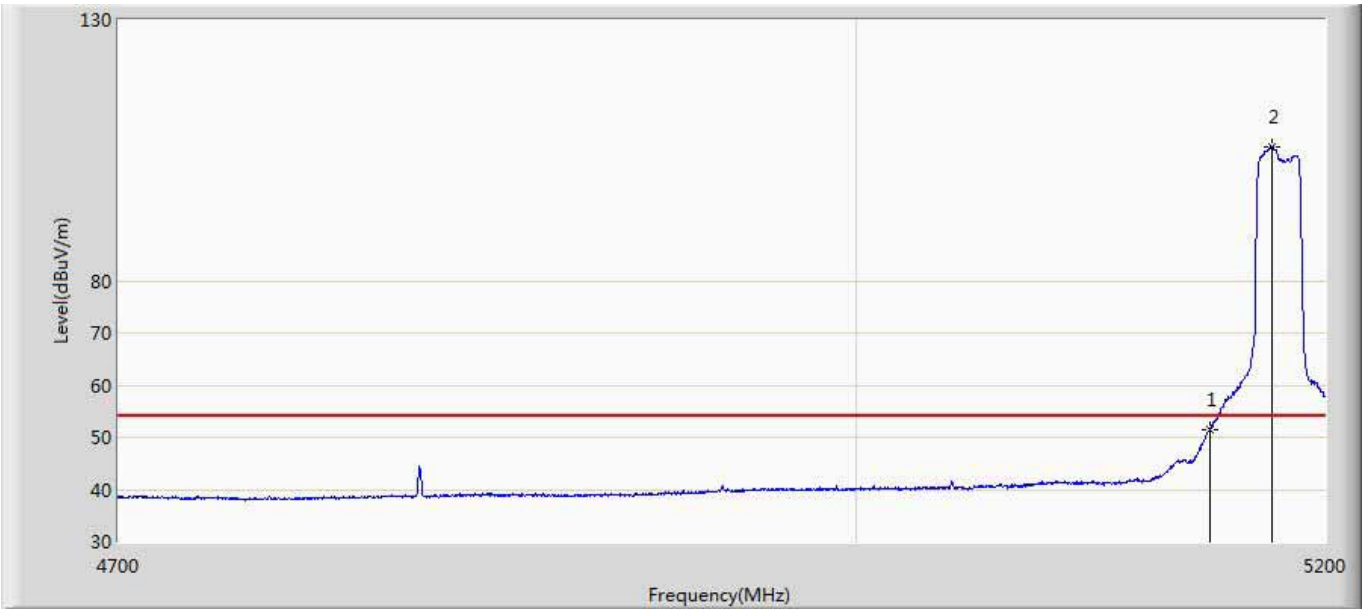

No	Mark	Frequency (MHz)	Measure Level (dBuV/m)	Reading Level (dBuV)	Over Limit (dB)	Limit (dBuV/m)	Factor (dB)	Type
1		5150.000	51.385	11.331	-2.615	54.000	40.054	AV
2	*	5176.750	105.775	65.661	51.775	54.000	40.114	AV

Site: AC5	Time: 2016/11/30 - 10:34
Limit: FCC_Part15.209_RE(3m)	Margin: 0
Probe: Horn_3117_00167055(1-18GHz)	Polarity: Horizontal
EUT: Access Point	Power: PoE 57V
Note: Mode5:Transmit at CH5190 by 802.11ac40	

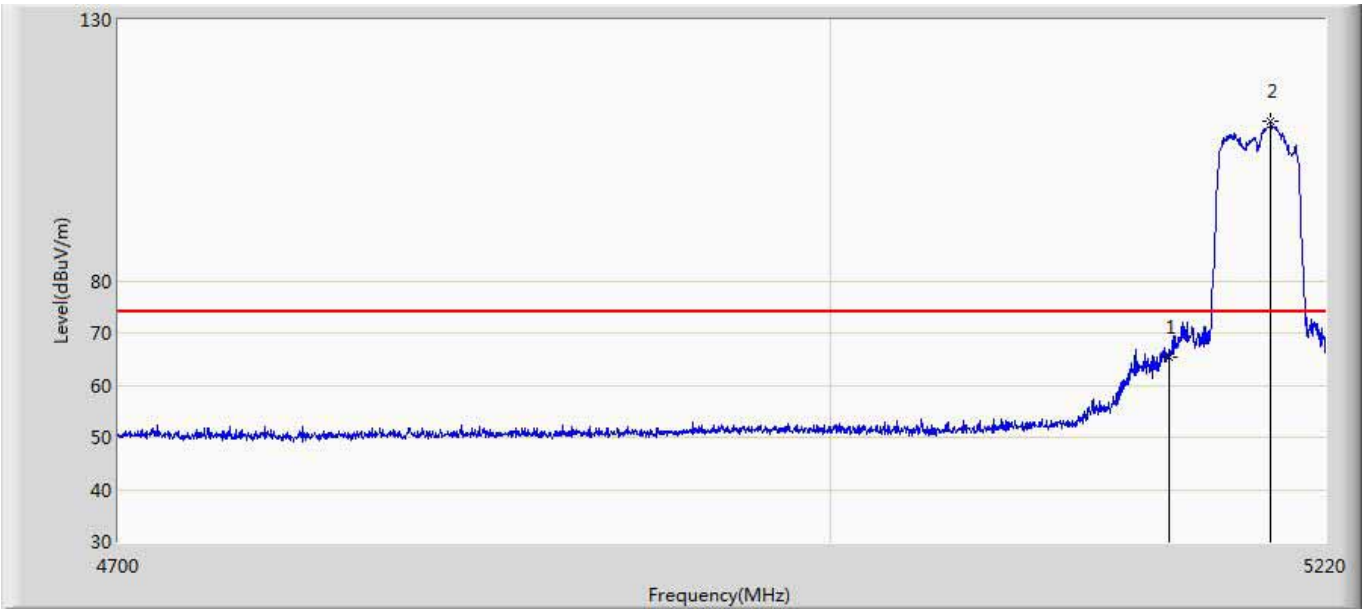

No	Mark	Frequency (MHz)	Measure Level (dBuV/m)	Reading Level (dBuV)	Over Limit (dB)	Limit (dBuV/m)	Factor (dB)	Type
1		5150.000	65.392	25.338	-8.608	74.000	40.054	PK
2	*	5195.560	110.696	70.564	36.696	74.000	40.133	PK

Site: AC5	Time: 2016/11/30 - 10:35
Limit: FCC_Part15.209_RE(3m)	Margin: 0
Probe: Horn_3117_00167055(1-18GHz)	Polarity: Horizontal
EUT: Access Point	Power: PoE 57V
Note: Mode5:Transmit at CH5190 by 802.11ac40	

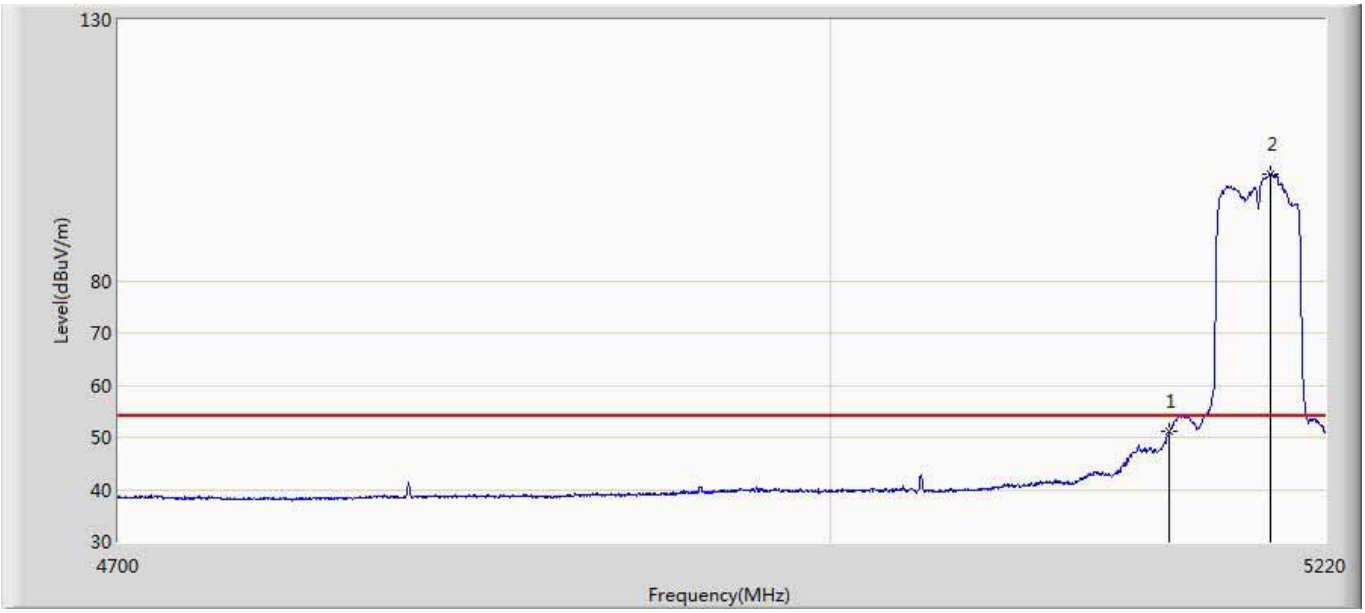

No	Mark	Frequency (MHz)	Measure Level (dBuV/m)	Reading Level (dBuV)	Over Limit (dB)	Limit (dBuV/m)	Factor (dB)	Type
1		5150.000	51.143	11.089	-2.857	54.000	40.054	AV
2	*	5195.040	100.374	60.242	46.374	54.000	40.132	AV

Site: AC5	Time: 2016/11/30 - 10:37
Limit: FCC_Part15.209_RE(3m)	Margin: 0
Probe: Horn_3117_00167055(1-18GHz)	Polarity: Vertical
EUT: Access Point	Power: PoE 57V
Note: Mode5:Transmit at CH5190 by 802.11ac40	

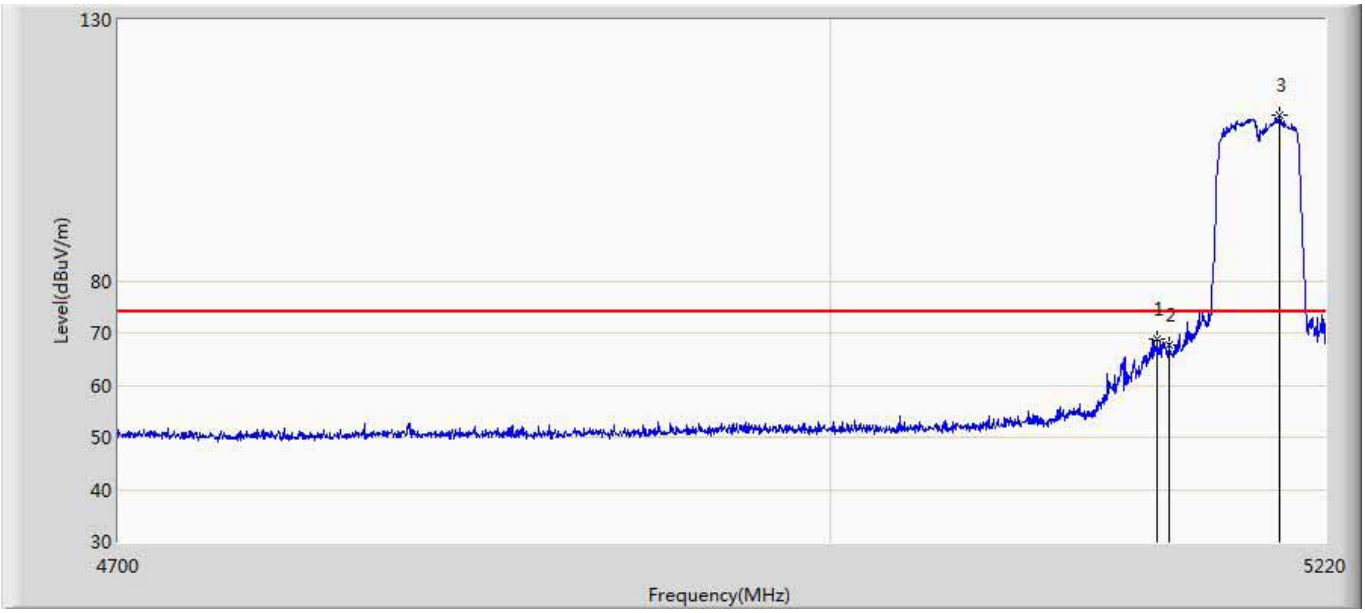

No	Mark	Frequency (MHz)	Measure Level (dBuV/m)	Reading Level (dBuV)	Over Limit (dB)	Limit (dBuV/m)	Factor (dB)	Type
1		5144.340	68.886	28.823	-5.114	74.000	40.063	PK
2		5150.000	67.756	27.702	-6.244	74.000	40.054	PK
3	*	5199.720	111.820	71.684	37.820	74.000	40.136	PK

Site: AC5	Time: 2016/11/30 - 10:39
Limit: FCC_Part15.209_RE(3m)	Margin: 0
Probe: Horn_3117_00167055(1-18GHz)	Polarity: Vertical
EUT: Access Point	Power: PoE 57V
Note: Mode5:Transmit at CH5190 by 802.11ac40	

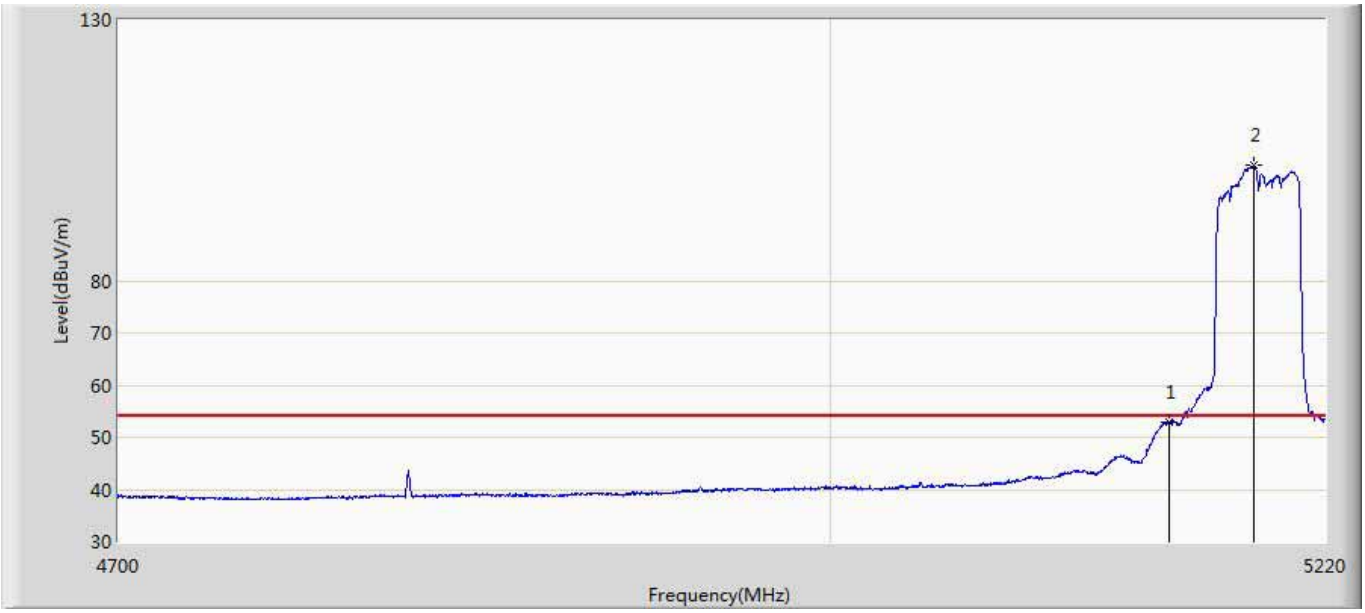

No	Mark	Frequency (MHz)	Measure Level (dBuV/m)	Reading Level (dBuV)	Over Limit (dB)	Limit (dBuV/m)	Factor (dB)	Type
1		5150.000	53.014	12.960	-0.986	54.000	40.054	AV
2	*	5188.020	102.071	61.944	48.071	54.000	40.127	AV

Site: AC5	Time: 2016/11/30 - 10:47
Limit: FCC_Part15.209_RE(3m)	Margin: 0
Probe: Horn_3117_00167055(1-18GHz)	Polarity: Horizontal
EUT: Access Point	Power: PoE 57V
Note: Mode6:Transmit at CH5190 by 802.11ac80	

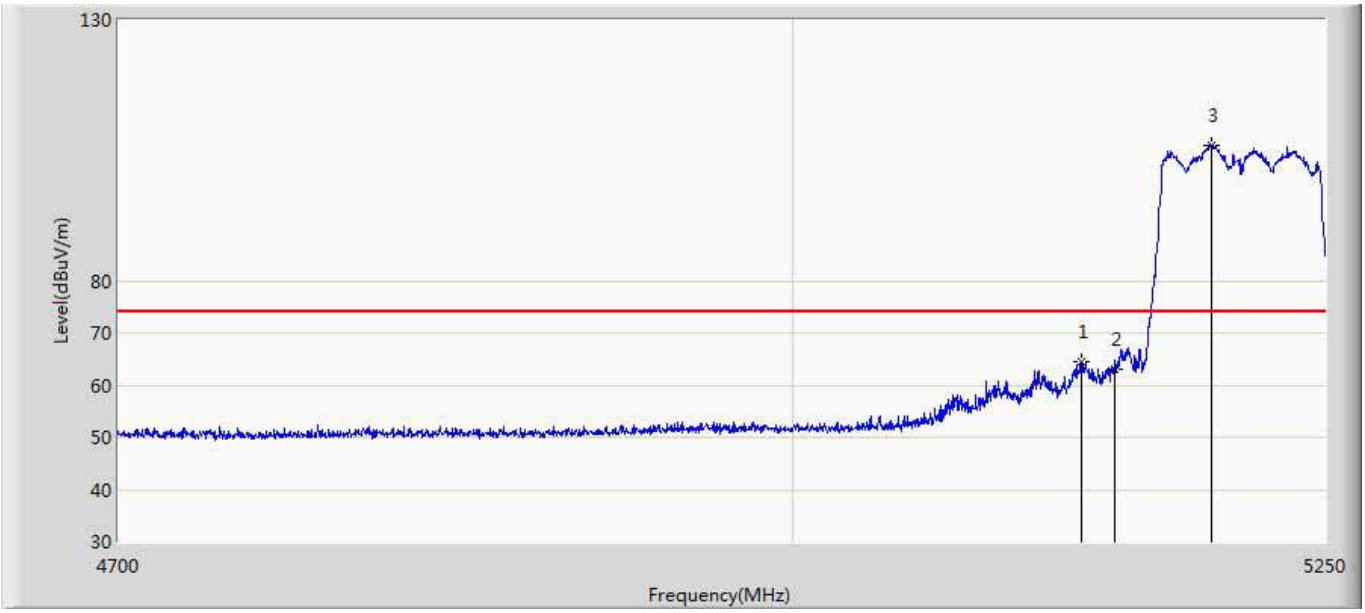

No	Mark	Frequency (MHz)	Measure Level (dBuV/m)	Reading Level (dBuV)	Over Limit (dB)	Limit (dBuV/m)	Factor (dB)	Type
1		5133.950	64.397	24.292	-9.603	74.000	40.105	PK
2		5150.000	62.944	22.890	-11.056	74.000	40.054	PK
3	*	5195.550	105.871	65.739	31.871	74.000	40.133	PK

Site: AC5	Time: 2016/11/30 - 10:53
Limit: FCC_Part15.209_RE(3m)	Margin: 0
Probe: Horn_3117_00167055(1-18GHz)	Polarity: Horizontal
EUT: Access Point	Power: PoE 57V
Note: Mode6:Transmit at CH5190 by 802.11ac80	

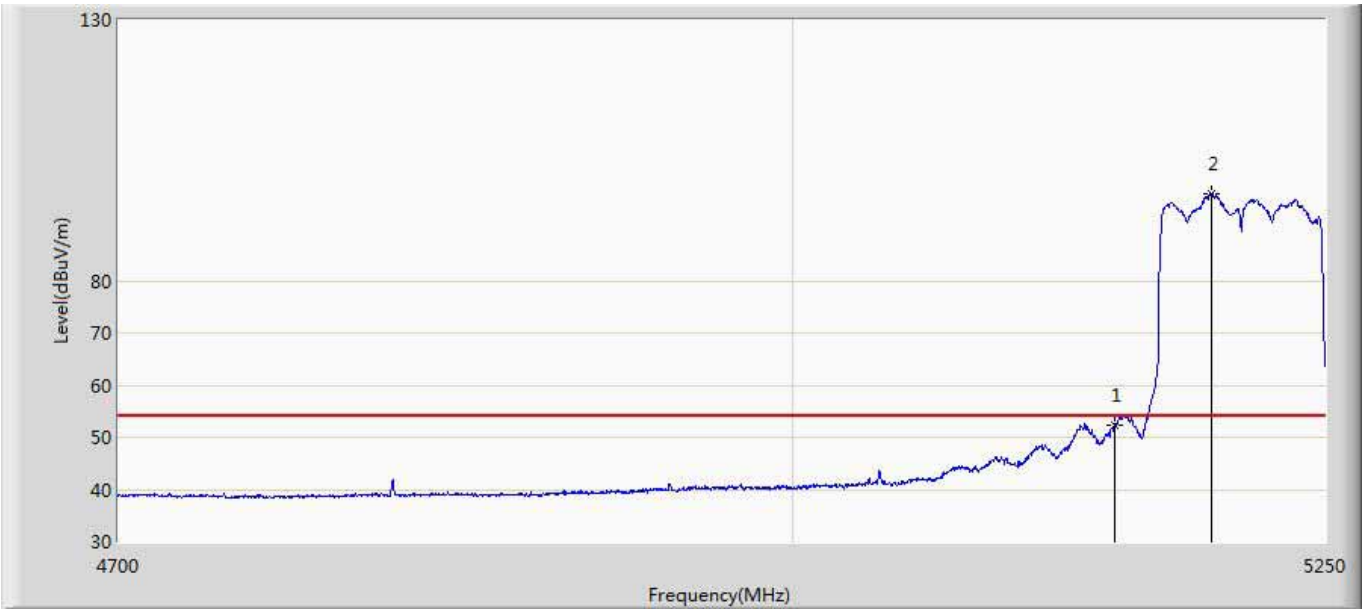

No	Mark	Frequency (MHz)	Measure Level (dBuV/m)	Reading Level (dBuV)	Over Limit (dB)	Limit (dBuV/m)	Factor (dB)	Type
1		5150.000	52.409	12.355	-1.591	54.000	40.054	AV
2	*	5195.550	96.782	56.650	42.782	54.000	40.133	AV

Site: AC5	Time: 2016/11/30 - 10:56
Limit: FCC_Part15.209_RE(3m)	Margin: 0
Probe: Horn_3117_00167055(1-18GHz)	Polarity: Vertical
EUT: Access Point	Power: PoE 57V
Note: Mode6:Transmit at CH5190 by 802.11ac80	

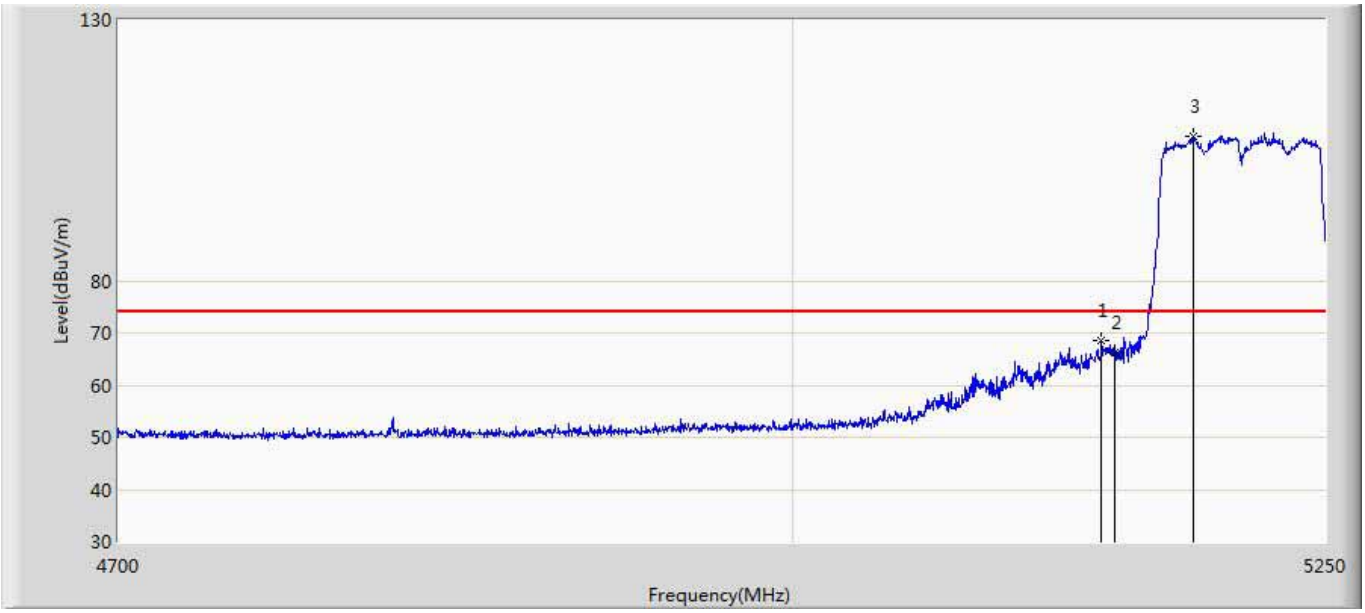

No	Mark	Frequency (MHz)	Measure Level (dBuV/m)	Reading Level (dBuV)	Over Limit (dB)	Limit (dBuV/m)	Factor (dB)	Type
1		5143.575	68.601	28.535	-5.399	74.000	40.066	PK
2		5150.000	66.159	26.105	-7.841	74.000	40.054	PK
3	*	5187.300	107.572	67.446	33.572	74.000	40.126	PK

Site: AC5	Time: 2016/11/30 - 10:58
Limit: FCC_Part15.209_RE(3m)	Margin: 0
Probe: Horn_3117_00167055(1-18GHz)	Polarity: Vertical
EUT: Access Point	Power: PoE 57V
Note: Mode6:Transmit at CH5190 by 802.11ac80	

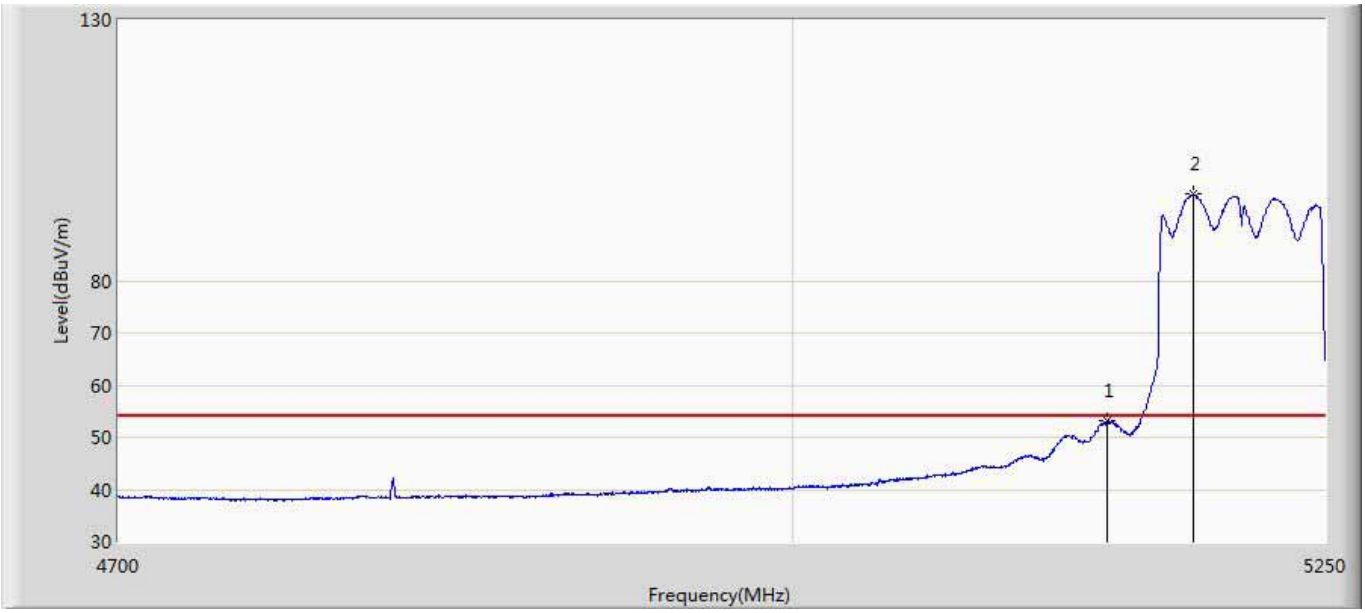

No	Mark	Frequency (MHz)	Measure Level (dBuV/m)	Reading Level (dBuV)	Over Limit (dB)	Limit (dBuV/m)	Factor (dB)	Type
1		5146.325	53.170	13.115	-0.830	54.000	40.054	AV
2	*	5187.025	96.623	56.497	42.623	54.000	40.126	AV

Site: AC5	Time: 2016/11/30 - 11:23
Limit: FCC-15.407 new new	Margin: 0
Probe: Horn_3117_00167055(1-18GHz)	Polarity: Horizontal
EUT: Access Point	Power: PoE 57V
Note: Mode1:Transmit at CH5745 by 802.11a	

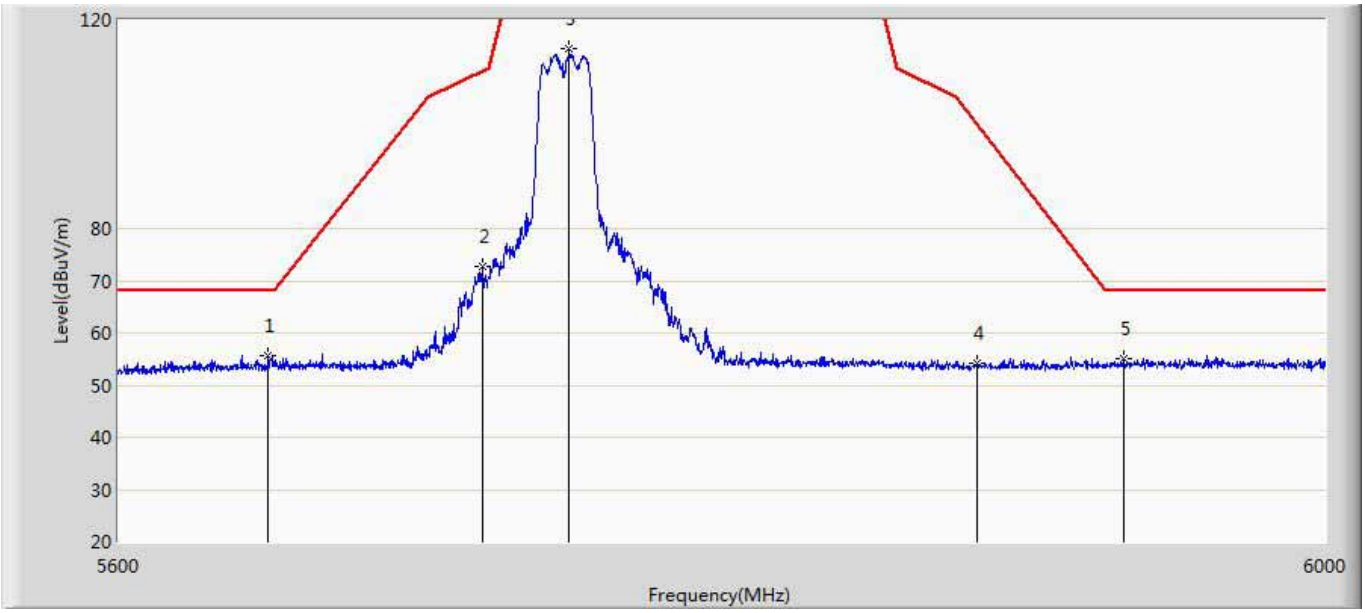

No	Mark	Frequency (MHz)	Measure Level (dBuV/m)	Reading Level (dBuV)	Over Limit (dB)	Limit (dBuV/m)	Factor (dB)	Type
1		5648.200	55.509	14.516	-12.691	68.200	40.992	PK
2		5717.800	72.667	31.541	-37.517	110.184	41.126	PK
3	*	5746.400	114.547	73.384	-7.653	122.200	41.163	PK
4		5882.000	54.156	12.777	-45.864	100.020	41.379	PK
5		5931.400	55.059	13.490	-13.141	68.200	41.569	PK

Site: AC5	Time: 2016/11/30 - 11:34
Limit: FCC-15.407 new new	Margin: 0
Probe: Horn_3117_00167055(1-18GHz)	Polarity: Vertical
EUT: Access Point	Power: PoE 57V
Note: Mode1:Transmit at CH5745 by 802.11a	

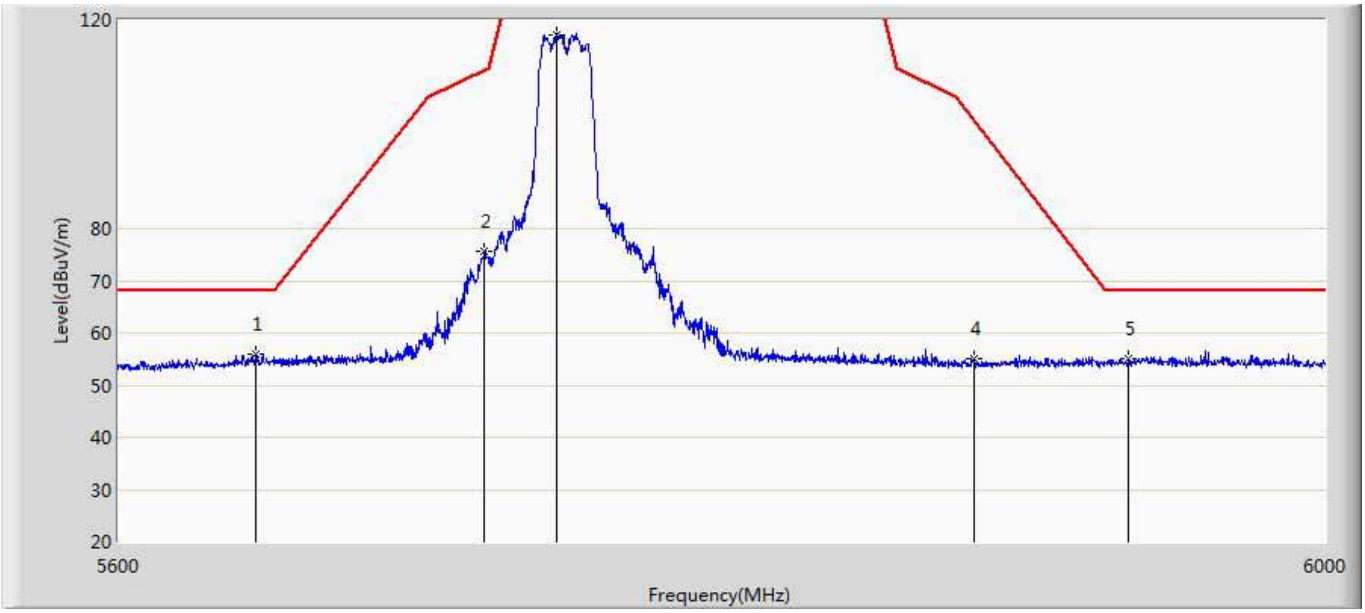

No	Mark	Frequency (MHz)	Measure Level (dBuV/m)	Reading Level (dBuV)	Over Limit (dB)	Limit (dBuV/m)	Factor (dB)	Type
1		5644.000	56.073	15.078	-12.127	68.200	40.994	PK
2		5718.600	75.546	34.424	-34.862	110.408	41.122	PK
3	*	5742.400	117.137	75.968	-5.063	122.200	41.169	PK
4		5881.000	55.051	13.672	-45.709	100.760	41.379	PK
5		5932.800	55.200	13.630	-13.000	68.200	41.570	PK

Site: AC5	Time: 2016/11/30 - 11:38
Limit: FCC-15.407 new new	Margin: 0
Probe: Horn_3117_00167055(1-18GHz)	Polarity: Horizontal
EUT: Access Point	Power: PoE 57V
Note: Mode1:Transmit at CH5785 by 802.11a	

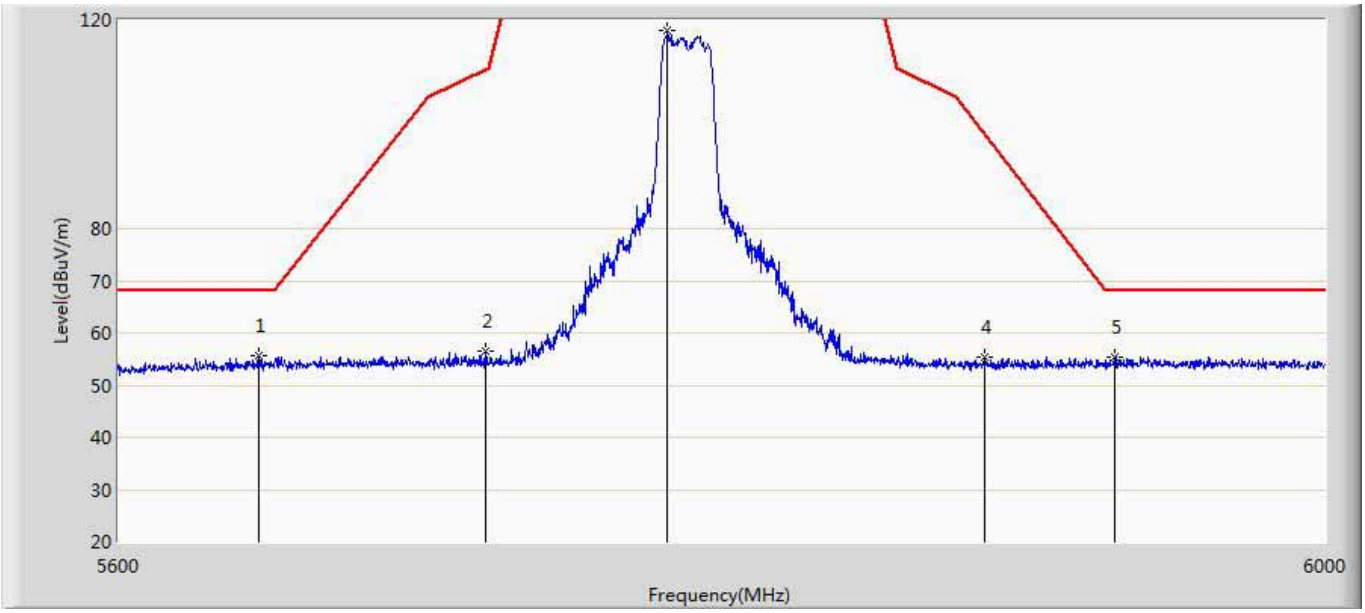

No	Mark	Frequency (MHz)	Measure Level (dBuV/m)	Reading Level (dBuV)	Over Limit (dB)	Limit (dBuV/m)	Factor (dB)	Type
1		5645.000	55.682	14.688	-12.518	68.200	40.994	PK
2		5719.000	56.460	15.341	-54.060	110.520	41.120	PK
3	*	5778.600	117.941	76.761	-4.259	122.200	41.180	PK
4		5884.200	55.407	14.029	-42.985	98.392	41.378	PK
5		5928.200	55.289	13.735	-12.911	68.200	41.554	PK

Site: AC5	Time: 2016/11/30 - 11:48
Limit: FCC-15.407 new new	Margin: 0
Probe: Horn_3117_00167055(1-18GHz)	Polarity: Vertical
EUT: Access Point	Power: PoE 57V
Note: Mode1:Transmit at CH5785 by 802.11a	

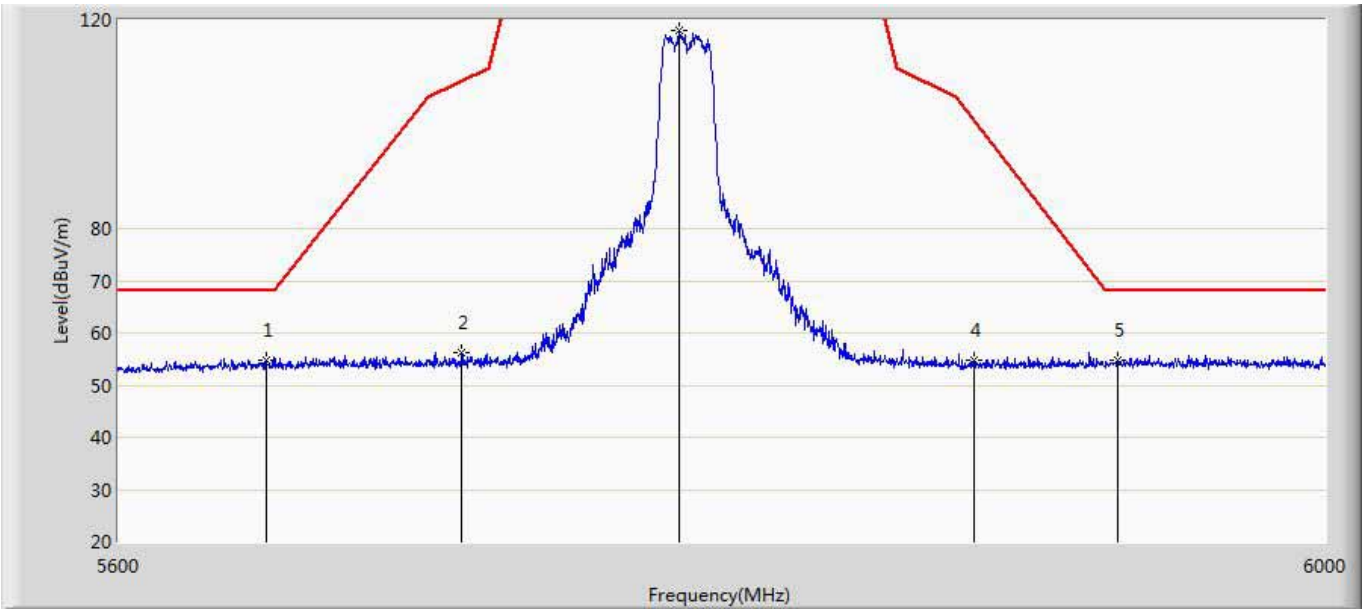

No	Mark	Frequency (MHz)	Measure Level (dBuV/m)	Reading Level (dBuV)	Over Limit (dB)	Limit (dBuV/m)	Factor (dB)	Type
1		5647.600	54.728	13.735	-13.472	68.200	40.993	PK
2		5711.200	56.157	14.993	-52.179	108.336	41.164	PK
3	*	5782.400	117.967	76.785	-4.233	122.200	41.182	PK
4		5881.000	54.777	13.398	-45.983	100.760	41.379	PK
5		5929.600	54.863	13.298	-13.337	68.200	41.564	PK

Site: AC5	Time: 2016/12/02 - 09:39
Limit: FCC-15.407 new new	Margin: 0
Probe: Horn_3117_00167055(1-18GHz)	Polarity: Horizontal
EUT: Access Point	Power: PoE 57V
Note: Mode1:Transmit at CH5825 by 802.11a	

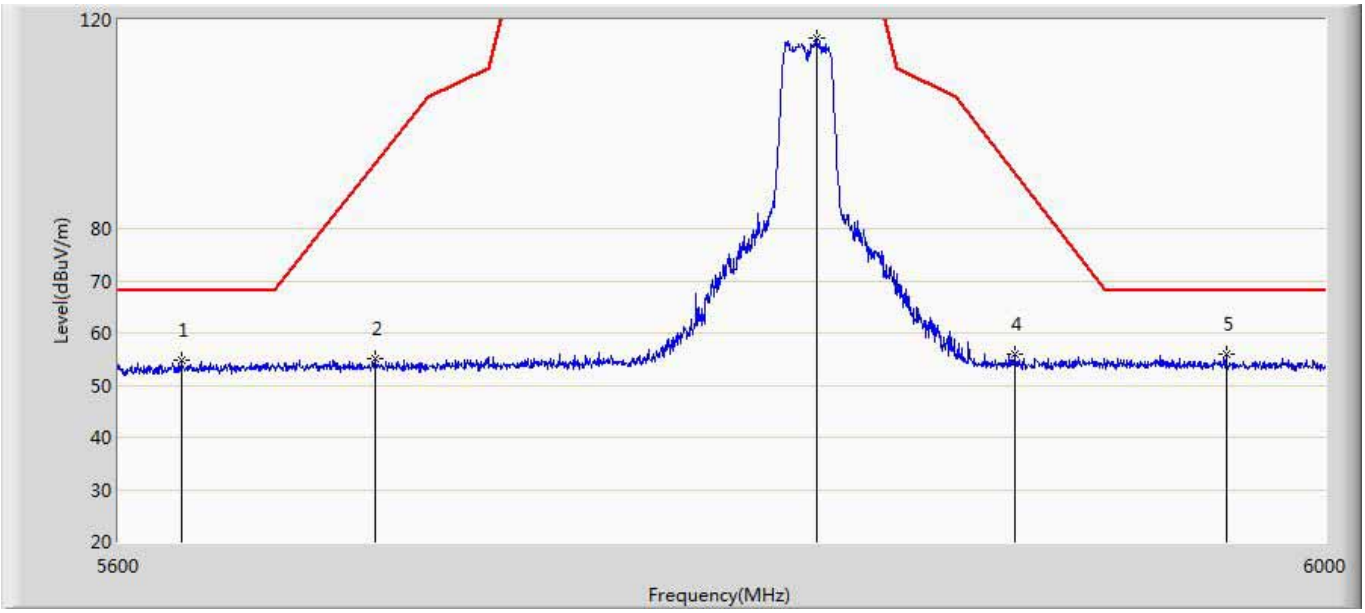

No	Mark	Frequency (MHz)	Measure Level (dBuV/m)	Reading Level (dBuV)	Over Limit (dB)	Limit (dBuV/m)	Factor (dB)	Type
1		5620.400	54.790	13.814	-13.410	68.200	40.976	PK
2		5683.000	55.025	14.036	-37.595	92.620	40.988	PK
3	*	5828.400	116.648	75.354	-5.552	122.200	41.295	PK
4		5894.400	56.035	14.662	-34.809	90.844	41.373	PK
5		5966.400	55.893	14.299	-12.307	68.200	41.593	PK

Site: AC5	Time: 2016/12/02 - 09:43
Limit: FCC-15.407 new new	Margin: 0
Probe: Horn_3117_00167055(1-18GHz)	Polarity: Vertical
EUT: Access Point	Power: PoE 57V
Note: Mode1:Transmit at CH5825 by 802.11a	

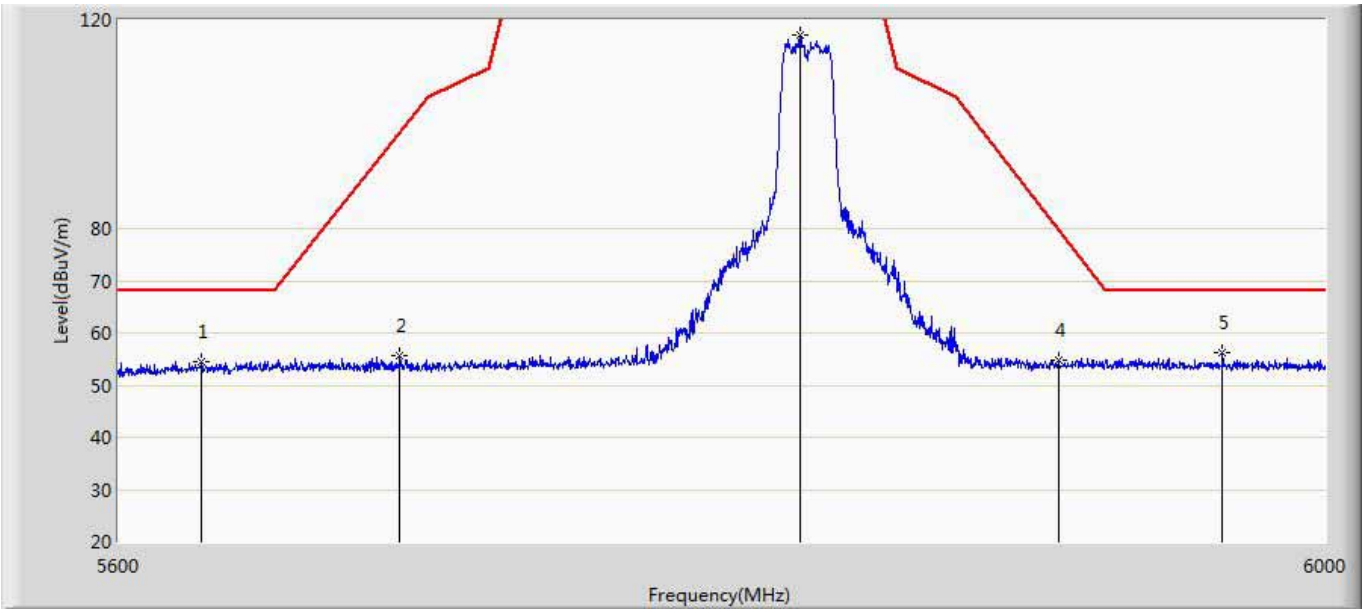

No	Mark	Frequency (MHz)	Measure Level (dBuV/m)	Reading Level (dBuV)	Over Limit (dB)	Limit (dBuV/m)	Factor (dB)	Type
1		5626.800	54.592	13.600	-13.608	68.200	40.992	PK
2		5691.000	55.717	14.724	-42.823	98.540	40.994	PK
3	*	5822.600	117.122	75.834	-5.078	122.200	41.287	PK
4		5909.200	54.749	13.327	-25.143	79.892	41.423	PK
5		5965.000	56.113	14.521	-12.087	68.200	41.592	PK

Site: AC5	Time: 2016/12/02 - 09:46
Limit: FCC-15.407 new new	Margin: 0
Probe: Horn_3117_00167055(1-18GHz)	Polarity: Horizontal
EUT: Access Point	Power: PoE 57V
Note: Mode2:Transmit at CH5745 by 802.11n20	

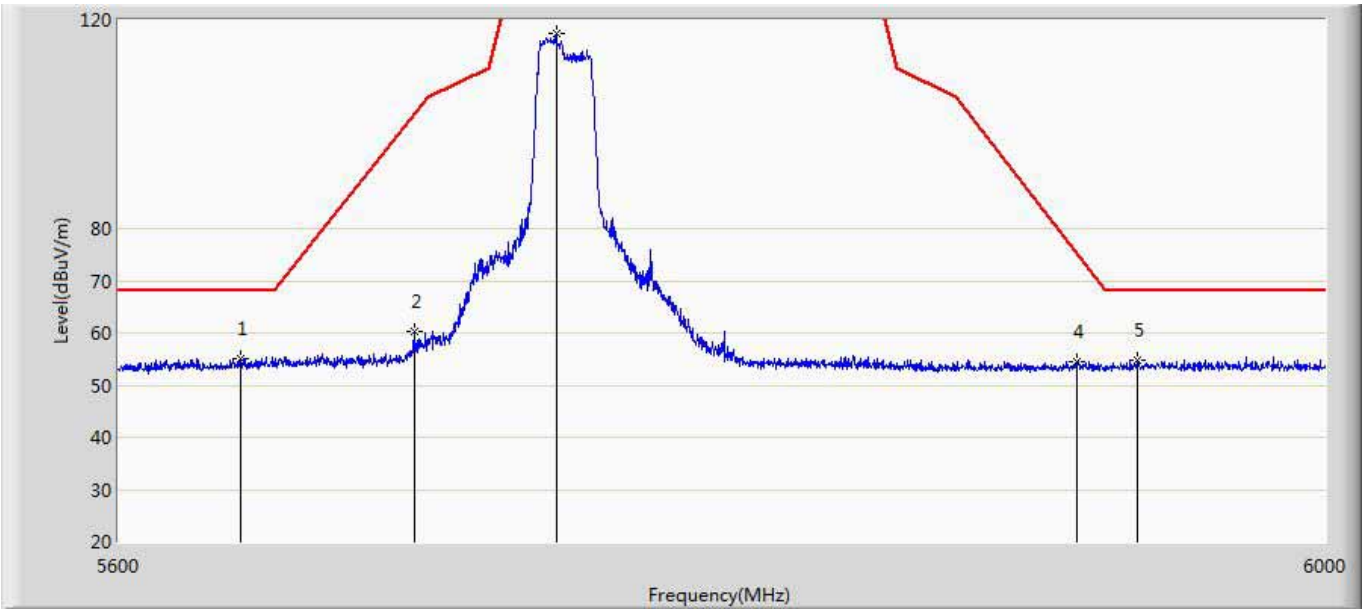

No	Mark	Frequency (MHz)	Measure Level (dBuV/m)	Reading Level (dBuV)	Over Limit (dB)	Limit (dBuV/m)	Factor (dB)	Type
1		5639.200	54.955	13.960	-13.245	68.200	40.996	PK
2		5695.600	60.397	19.364	-41.547	101.944	41.033	PK
3	*	5742.200	117.385	76.217	-4.815	122.200	41.168	PK
4		5915.600	54.620	13.163	-20.536	75.156	41.457	PK
5		5936.000	54.783	13.211	-13.417	68.200	41.572	PK

Site: AC5	Time: 2016/12/02 - 09:48
Limit: FCC-15.407 new new	Margin: 0
Probe: Horn_3117_00167055(1-18GHz)	Polarity: Vertical
EUT: Access Point	Power: PoE 57V
Note: Mode2:Transmit at CH5745 by 802.11n20	

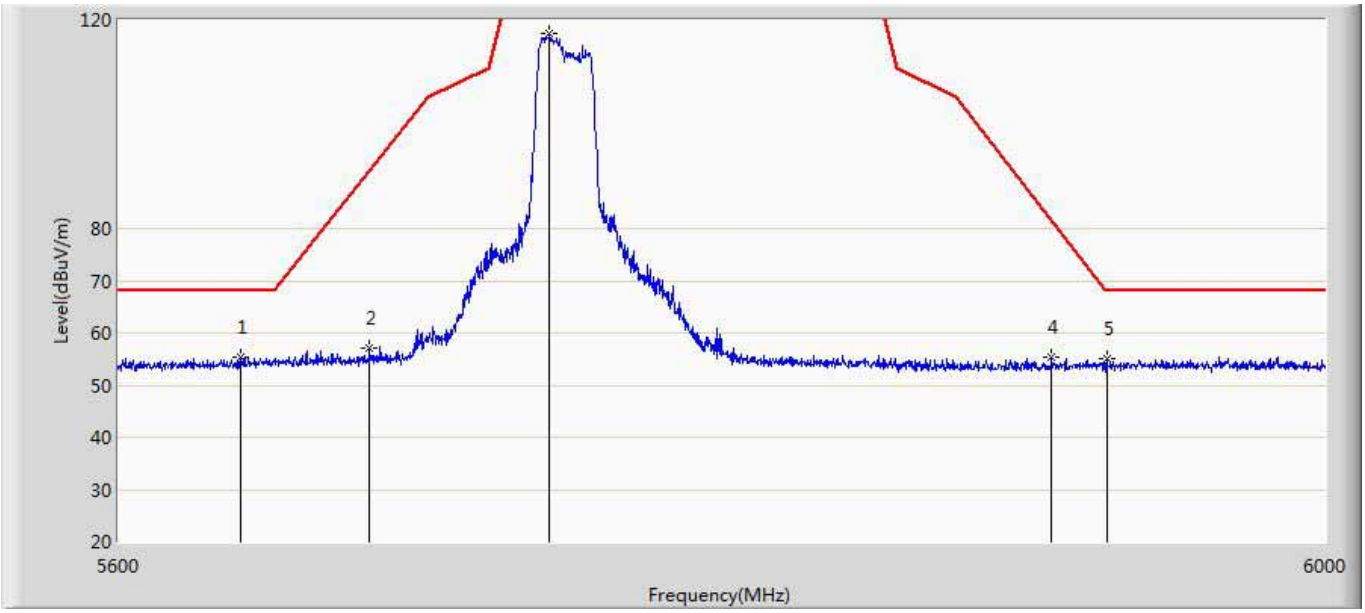

No	Mark	Frequency (MHz)	Measure Level (dBuV/m)	Reading Level (dBuV)	Over Limit (dB)	Limit (dBuV/m)	Factor (dB)	Type
1		5639.200	55.256	14.261	-12.944	68.200	40.996	PK
2		5681.000	57.188	16.200	-33.952	91.140	40.987	PK
3	*	5739.800	117.516	76.362	-4.684	122.200	41.154	PK
4		5907.000	55.218	13.804	-26.302	81.520	41.415	PK
5		5925.800	55.094	13.558	-13.106	68.200	41.536	PK

Site: AC5	Time: 2016/12/02 - 09:51
Limit: FCC-15.407 new new	Margin: 0
Probe: Horn_3117_00167055(1-18GHz)	Polarity: Horizontal
EUT: Access Point	Power: PoE 57V
Note: Mode2:Transmit at CH5785 by 802.11n20	

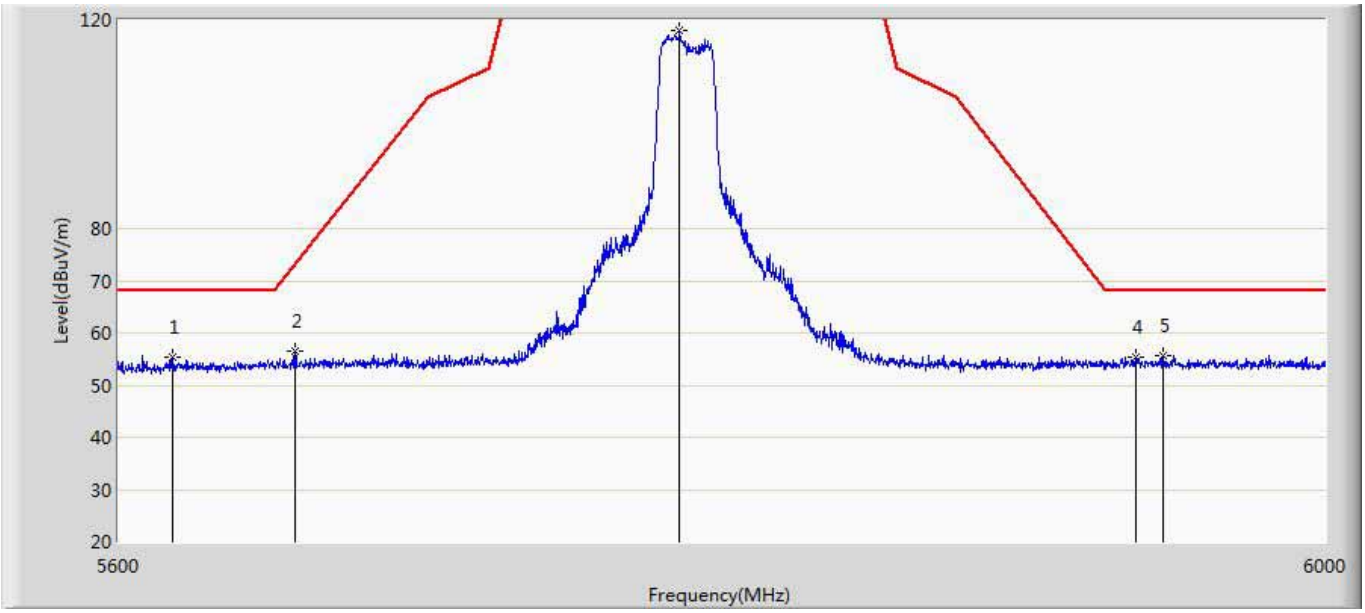

No	Mark	Frequency (MHz)	Measure Level (dBuV/m)	Reading Level (dBuV)	Over Limit (dB)	Limit (dBuV/m)	Factor (dB)	Type
1		5617.600	55.467	14.503	-12.733	68.200	40.964	PK
2		5656.800	56.617	15.628	-16.615	73.232	40.988	PK
3	*	5782.600	117.899	76.717	-4.301	122.200	41.182	PK
4		5935.400	55.449	13.877	-12.751	68.200	41.572	PK
5		5944.800	55.574	13.996	-12.626	68.200	41.579	PK

Site: AC5	Time: 2016/12/02 - 09:54
Limit: FCC-15.407 new new	Margin: 0
Probe: Horn_3117_00167055(1-18GHz)	Polarity: Vertical
EUT: Access Point	Power: PoE 57V
Note: Mode2:Transmit at CH5785 by 802.11n20	

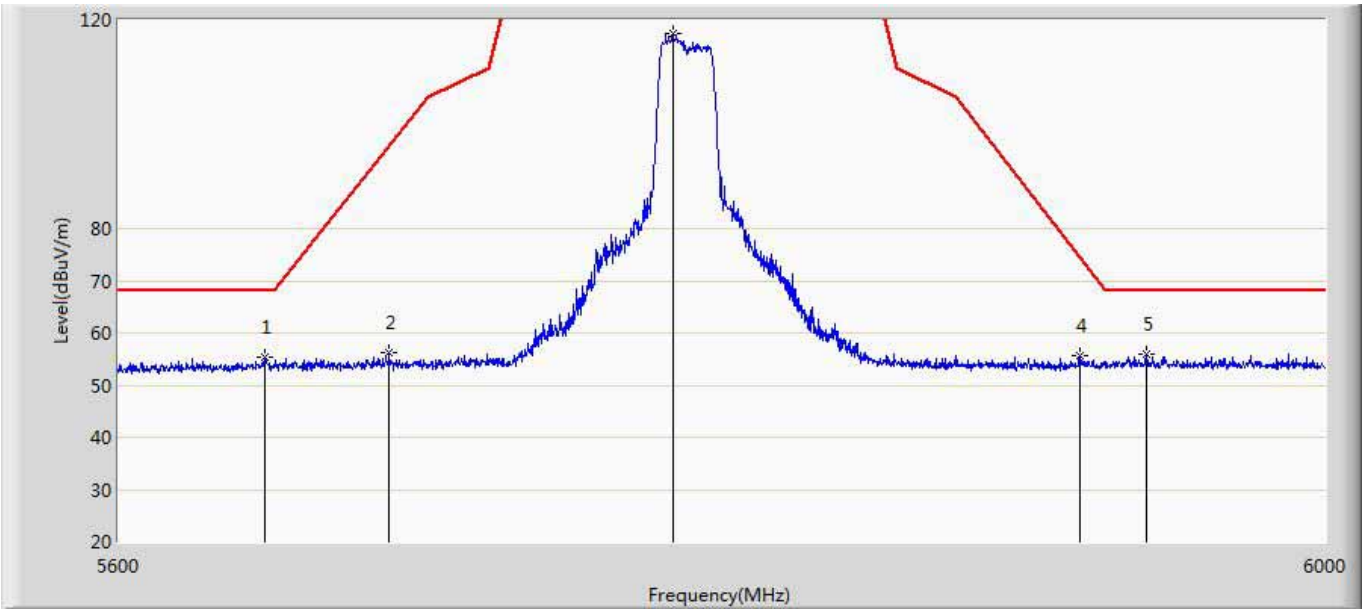

No	Mark	Frequency (MHz)	Measure Level (dBuV/m)	Reading Level (dBuV)	Over Limit (dB)	Limit (dBuV/m)	Factor (dB)	Type
1		5647.400	55.437	14.444	-12.763	68.200	40.993	PK
2		5687.400	56.298	15.307	-39.578	95.876	40.992	PK
3	*	5780.400	117.512	76.331	-4.688	122.200	41.181	PK
4		5916.800	55.563	14.097	-18.705	74.268	41.466	PK
5		5939.000	55.823	14.249	-12.377	68.200	41.575	PK

Site: AC5	Time: 2016/12/02 - 09:56
Limit: FCC-15.407 new new	Margin: 0
Probe: Horn_3117_00167055(1-18GHz)	Polarity: Horizontal
EUT: Access Point	Power: PoE 57V
Note: Mode2:Transmit at CH5825 by 802.11n20	

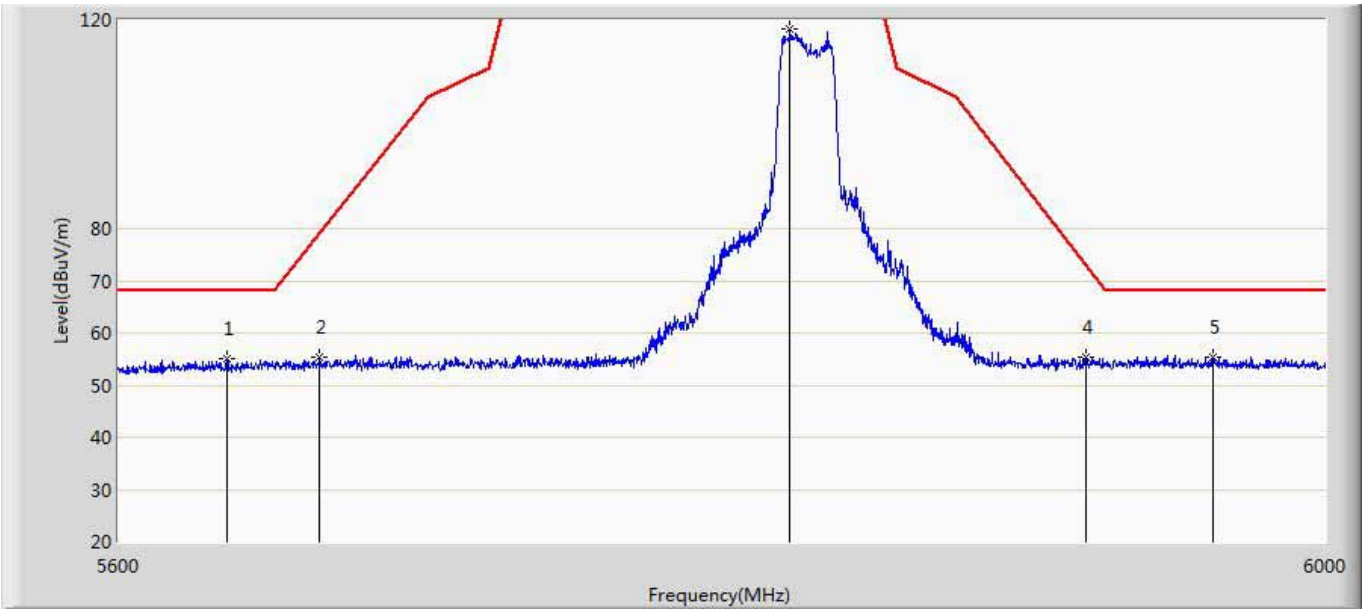

No	Mark	Frequency (MHz)	Measure Level (dBuV/m)	Reading Level (dBuV)	Over Limit (dB)	Limit (dBuV/m)	Factor (dB)	Type
1		5635.200	55.155	14.161	-13.045	68.200	40.994	PK
2		5665.000	55.439	14.453	-23.861	79.300	40.986	PK
3	*	5819.200	118.342	77.057	-3.858	122.200	41.285	PK
4		5918.600	55.287	13.807	-17.649	72.936	41.480	PK
5		5961.600	55.388	13.799	-12.812	68.200	41.590	PK

Site: AC5	Time: 2016/12/02 - 09:58
Limit: FCC-15.407 new new	Margin: 0
Probe: Horn_3117_00167055(1-18GHz)	Polarity: Vertical
EUT: Access Point	Power: PoE 57V
Note: Mode2:Transmit at CH5825 by 802.11n20	

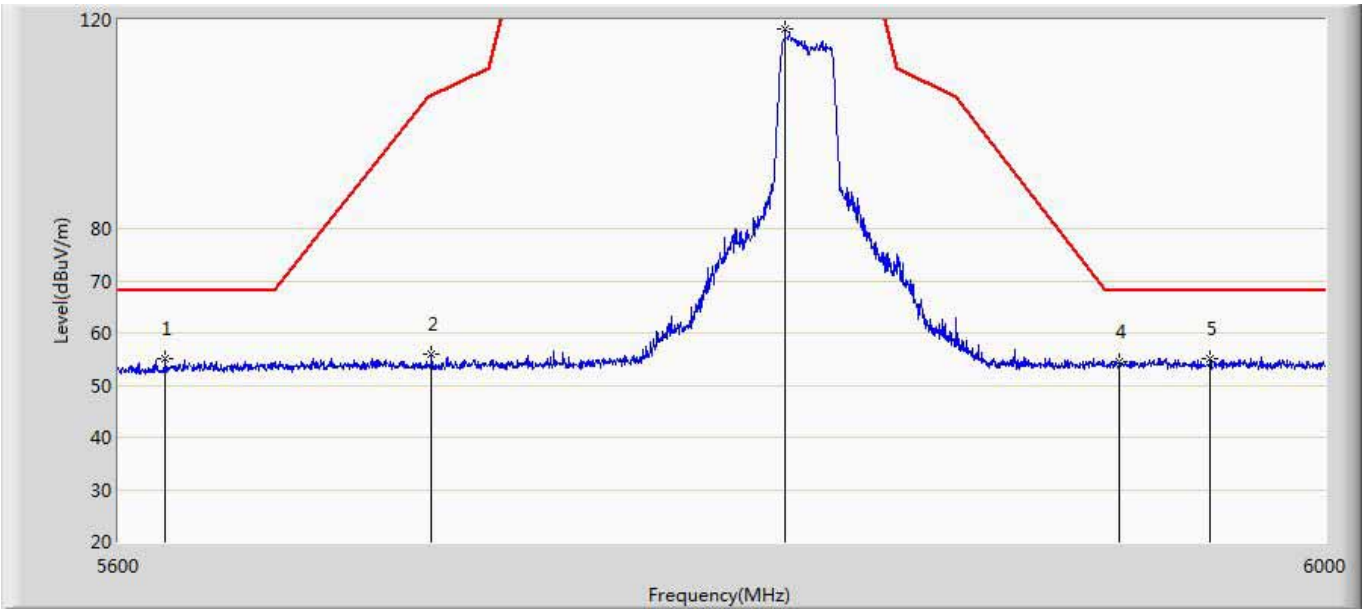

No	Mark	Frequency (MHz)	Measure Level (dBuV/m)	Reading Level (dBuV)	Over Limit (dB)	Limit (dBuV/m)	Factor (dB)	Type
1		5615.200	54.970	14.016	-13.230	68.200	40.954	PK
2		5701.200	55.906	14.813	-49.630	105.536	41.093	PK
3	*	5817.600	118.214	76.931	-3.986	122.200	41.283	PK
4		5930.000	54.611	13.043	-13.589	68.200	41.568	PK
5		5960.800	55.156	13.567	-13.044	68.200	41.588	PK

Site: AC5	Time: 2016/12/02 - 10:00
Limit: FCC-15.407 new new	Margin: 0
Probe: Horn_3117_00167055(1-18GHz)	Polarity: Horizontal
EUT: Access Point	Power: PoE 57V
Note: Mode3:Transmit at CH5755 by 802.11n40	

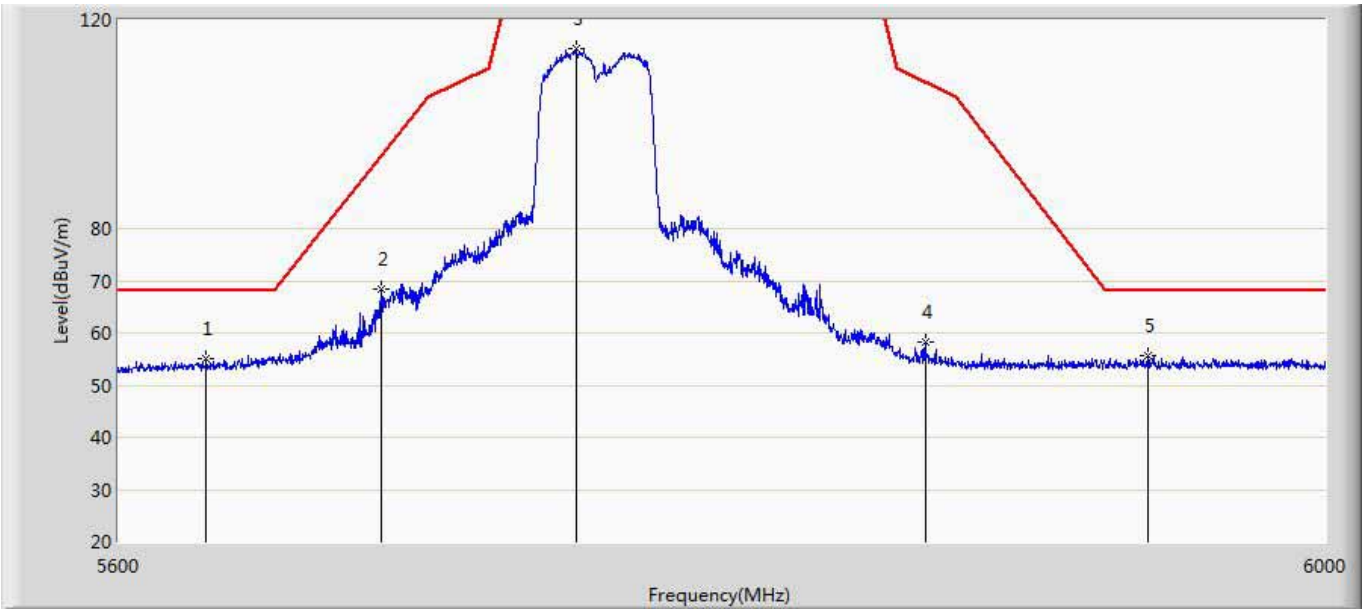

No	Mark	Frequency (MHz)	Measure Level (dBuV/m)	Reading Level (dBuV)	Over Limit (dB)	Limit (dBuV/m)	Factor (dB)	Type
1		5628.200	54.999	14.007	-13.201	68.200	40.993	PK
2		5685.000	68.427	27.437	-25.673	94.100	40.990	PK
3	*	5748.400	114.635	73.477	-7.565	122.200	41.158	PK
4		5864.400	58.274	16.924	-49.894	108.168	41.350	PK
5		5939.800	55.564	13.989	-12.636	68.200	41.575	PK

Site: AC5	Time: 2016/12/02 - 10:02
Limit: FCC-15.407 new new	Margin: 0
Probe: Horn_3117_00167055(1-18GHz)	Polarity: Vertical
EUT: Access Point	Power: PoE 57V
Note: Mode3:Transmit at CH5755 by 802.11n40	

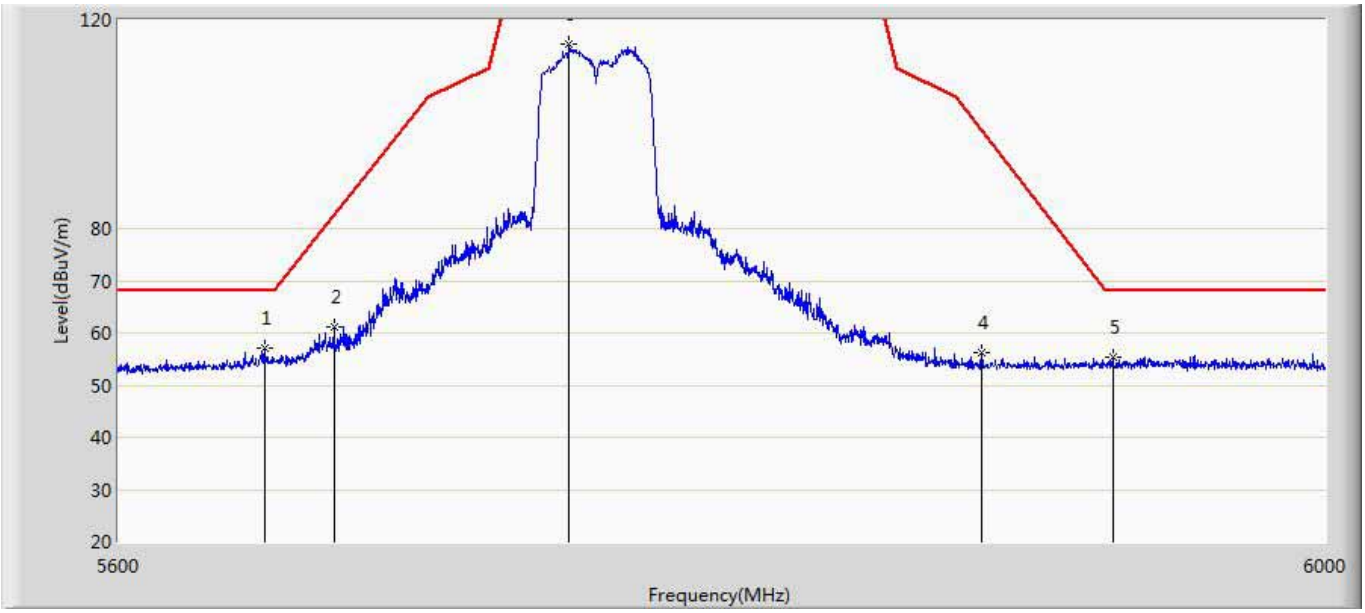

No	Mark	Frequency (MHz)	Measure Level (dBuV/m)	Reading Level (dBuV)	Over Limit (dB)	Limit (dBuV/m)	Factor (dB)	Type
1		5647.000	57.088	16.095	-11.112	68.200	40.993	PK
2		5669.600	61.101	20.116	-21.603	82.704	40.985	PK
3	*	5746.200	115.373	74.209	-6.827	122.200	41.164	PK
4		5883.600	56.121	14.743	-42.715	98.836	41.378	PK
5		5927.800	55.331	13.780	-12.869	68.200	41.551	PK

Site: AC5	Time: 2016/12/02 - 10:04
Limit: FCC-15.407 new new	Margin: 0
Probe: Horn_3117_00167055(1-18GHz)	Polarity: Horizontal
EUT: Access Point	Power: PoE 57V
Note: Mode3:Transmit at CH5795 by 802.11n40	

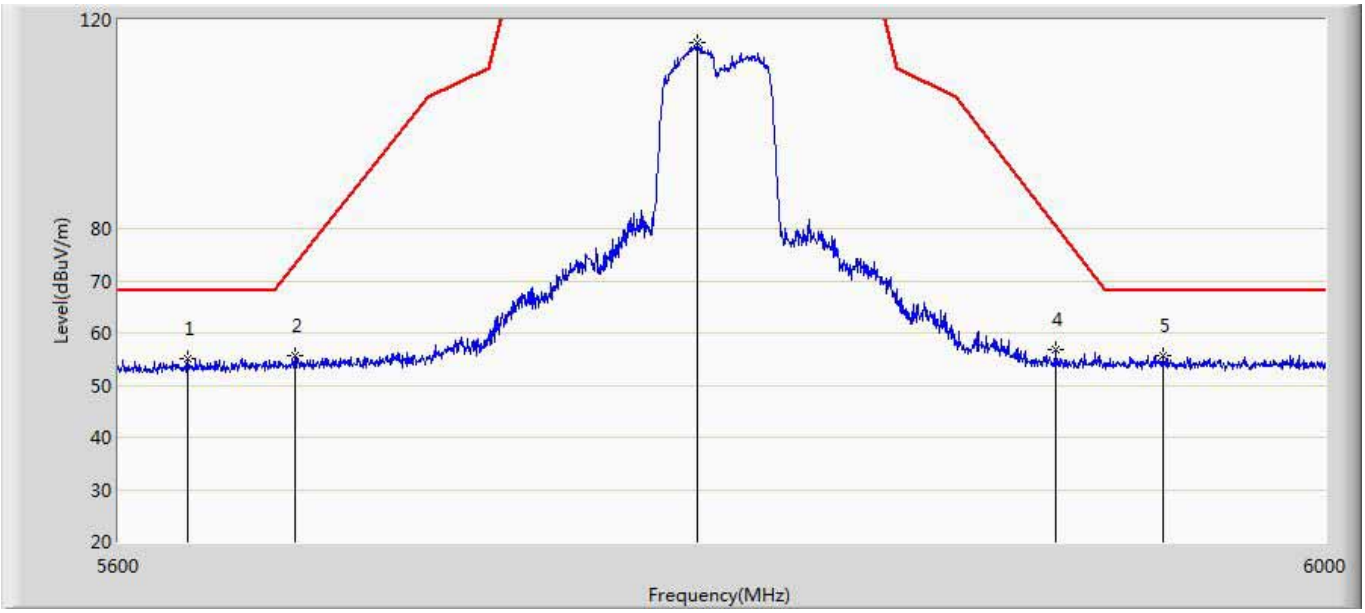

No	Mark	Frequency (MHz)	Measure Level (dBuV/m)	Reading Level (dBuV)	Over Limit (dB)	Limit (dBuV/m)	Factor (dB)	Type
1		5622.200	55.211	14.228	-12.989	68.200	40.983	PK
2		5657.000	55.636	14.648	-17.744	73.380	40.989	PK
3	*	5788.600	115.578	74.393	-6.622	122.200	41.185	PK
4		5908.200	56.820	15.401	-23.812	80.632	41.418	PK
5		5945.000	55.762	14.183	-12.438	68.200	41.578	PK

Site: AC5	Time: 2016/12/02 - 10:05
Limit: FCC-15.407 new new	Margin: 0
Probe: Horn_3117_00167055(1-18GHz)	Polarity: Vertical
EUT: Access Point	Power: PoE 57V
Note: Mode3:Transmit at CH5795 by 802.11n40	

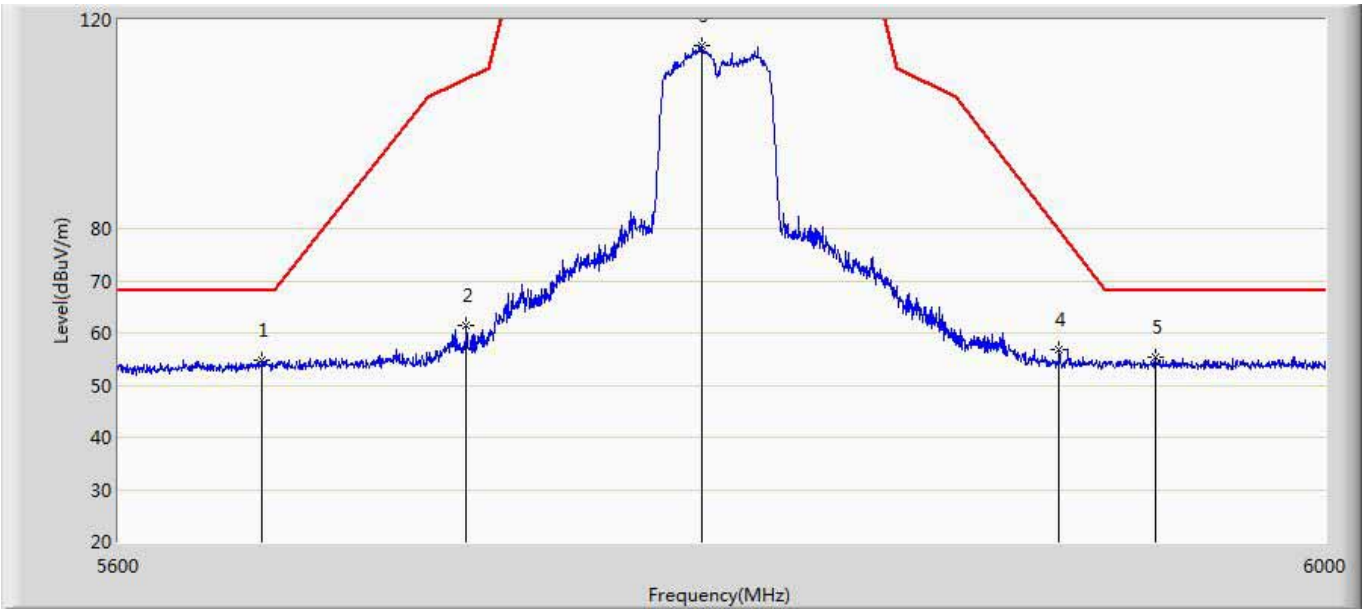

No	Mark	Frequency (MHz)	Measure Level (dBuV/m)	Reading Level (dBuV)	Over Limit (dB)	Limit (dBuV/m)	Factor (dB)	Type
1		5646.400	54.865	13.872	-13.335	68.200	40.994	PK
2		5712.600	61.388	20.232	-47.340	108.728	41.156	PK
3	*	5790.200	114.938	73.752	-7.262	122.200	41.186	PK
4		5909.600	56.824	15.400	-22.772	79.596	41.424	PK
5		5942.200	55.444	13.867	-12.756	68.200	41.576	PK

Site: AC5	Time: 2016/12/02 - 10:07
Limit: FCC-15.407 new new	Margin: 0
Probe: Horn_3117_00167055(1-18GHz)	Polarity: Horizontal
EUT: Access Point	Power: PoE 57V
Note: Mode4:Transmit at CH5745 by 802.11ac20	

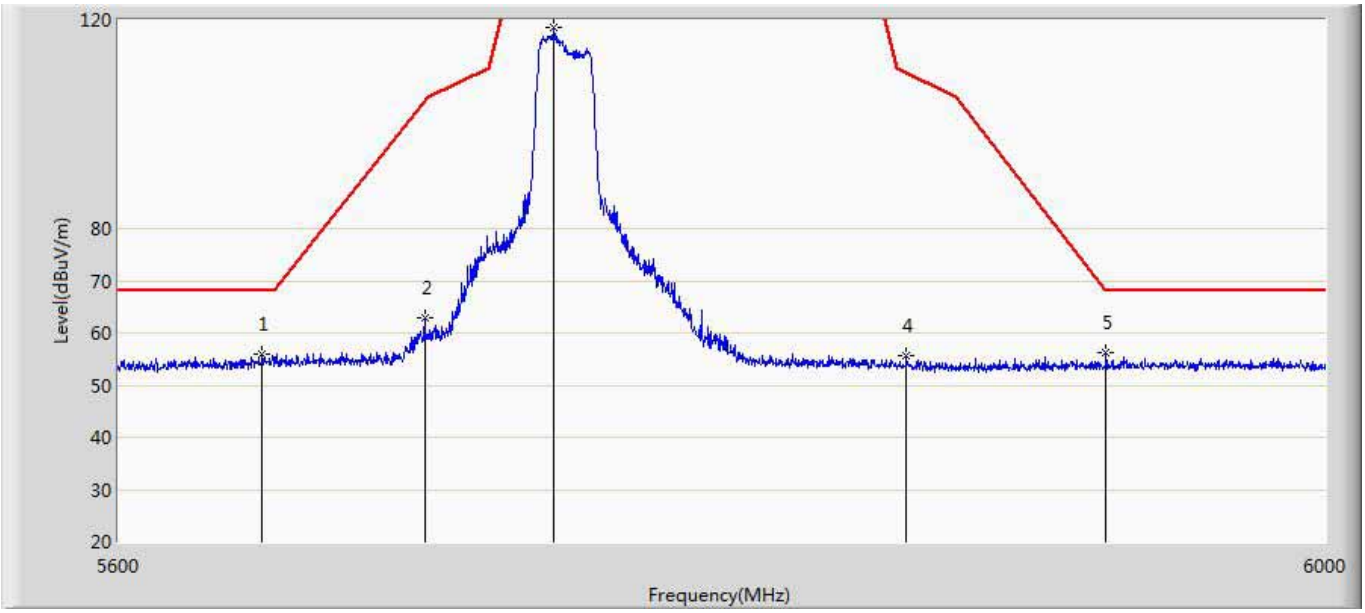

No	Mark	Frequency (MHz)	Measure Level (dBuV/m)	Reading Level (dBuV)	Over Limit (dB)	Limit (dBuV/m)	Factor (dB)	Type
1		5646.400	55.811	14.818	-12.389	68.200	40.994	PK
2		5699.000	62.849	21.780	-41.611	104.460	41.069	PK
3	*	5741.200	118.463	77.301	-3.737	122.200	41.162	PK
4		5858.200	55.588	14.232	-54.316	109.904	41.356	PK
5		5925.400	56.240	14.707	-11.960	68.200	41.533	PK

Site: AC5	Time: 2016/12/02 - 10:09
Limit: FCC-15.407 new new	Margin: 0
Probe: Horn_3117_00167055(1-18GHz)	Polarity: Vertical
EUT: Access Point	Power: PoE 57V
Note: Mode4:Transmit at CH5745 by 802.11ac20	

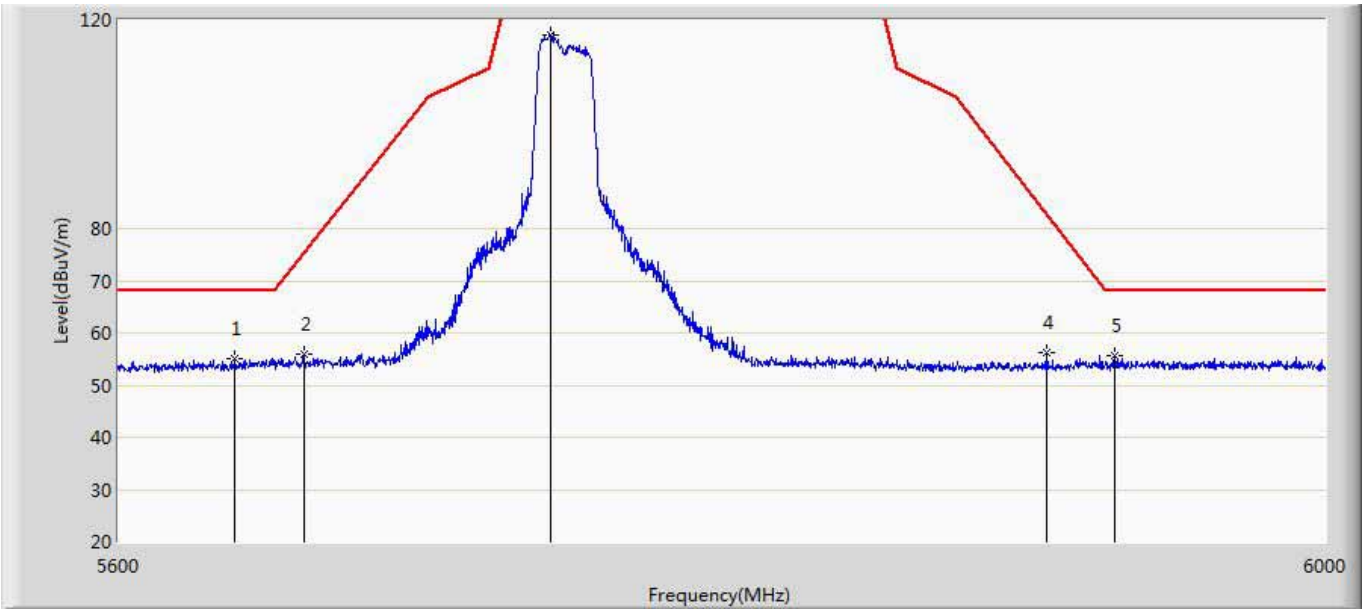

No	Mark	Frequency (MHz)	Measure Level (dBuV/m)	Reading Level (dBuV)	Over Limit (dB)	Limit (dBuV/m)	Factor (dB)	Type
1		5637.600	54.988	13.993	-13.212	68.200	40.995	PK
2		5659.800	55.933	14.945	-19.519	75.452	40.988	PK
3	*	5740.000	117.122	75.966	-5.078	122.200	41.156	PK
4		5905.400	56.152	14.744	-26.552	82.704	41.408	PK
5		5928.400	55.560	14.004	-12.640	68.200	41.556	PK

Site: AC5	Time: 2016/12/02 - 10:14
Limit: FCC-15.407 new new	Margin: 0
Probe: Horn_3117_00167055(1-18GHz)	Polarity: Horizontal
EUT: Access Point	Power: PoE 57V
Note: Mode4:Transmit at CH5785 by 802.11ac20	

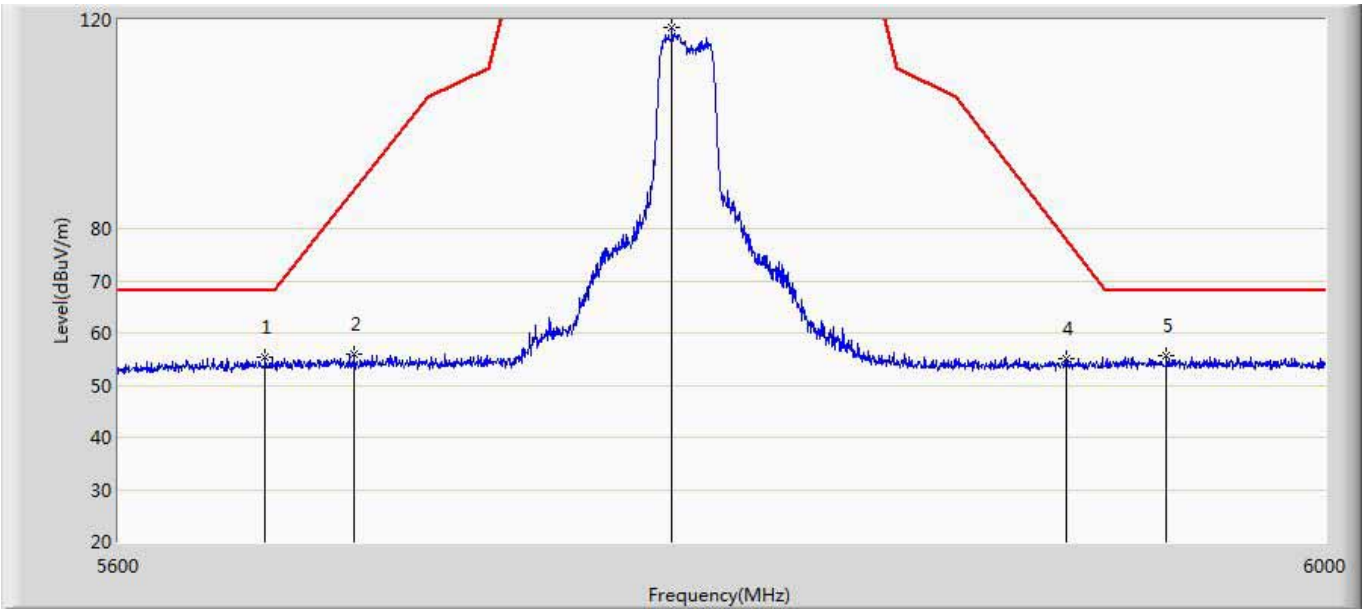

No	Mark	Frequency (MHz)	Measure Level (dBuV/m)	Reading Level (dBuV)	Over Limit (dB)	Limit (dBuV/m)	Factor (dB)	Type
1		5647.200	55.299	14.306	-12.901	68.200	40.993	PK
2		5676.000	55.816	14.831	-31.624	87.440	40.984	PK
3	*	5780.200	118.470	77.289	-3.730	122.200	41.181	PK
4		5912.200	54.965	13.531	-22.707	77.672	41.434	PK
5		5946.000	55.539	13.960	-12.661	68.200	41.580	PK

Site: AC5	Time: 2016/12/02 - 10:16
Limit: FCC-15.407 new new	Margin: 0
Probe: Horn_3117_00167055(1-18GHz)	Polarity: Vertical
EUT: Access Point	Power: PoE 57V
Note: Mode4:Transmit at CH5785 by 802.11ac20	

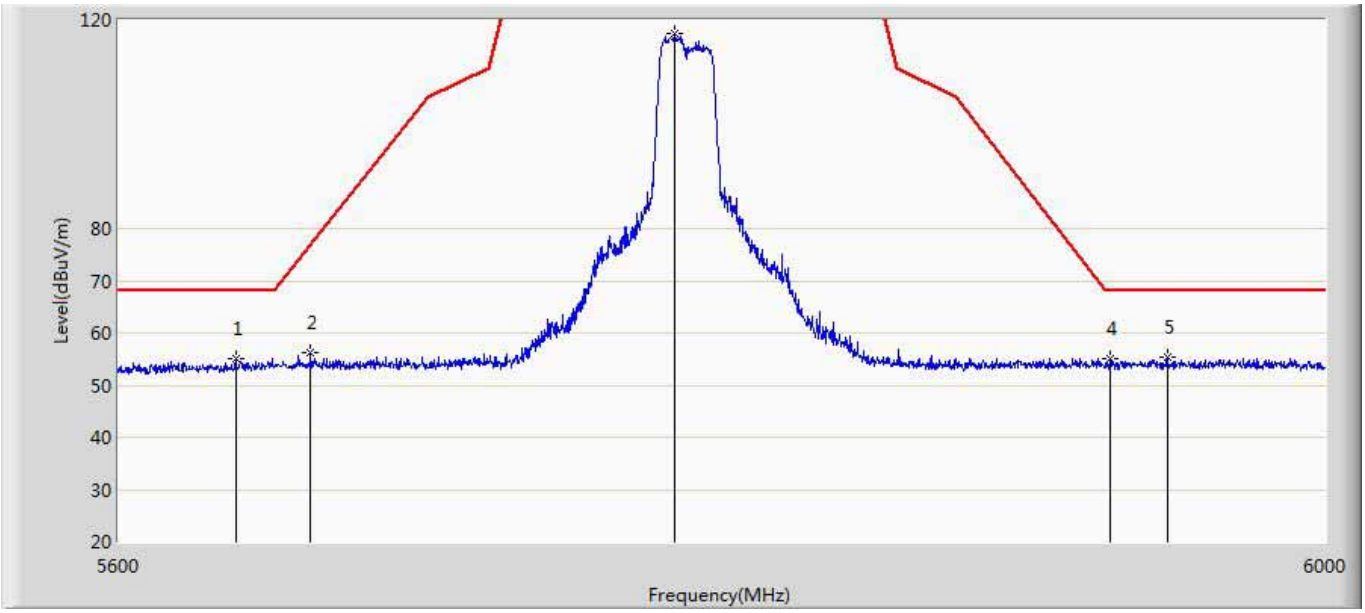

No	Mark	Frequency (MHz)	Measure Level (dBuV/m)	Reading Level (dBuV)	Over Limit (dB)	Limit (dBuV/m)	Factor (dB)	Type
1		5637.800	55.182	14.187	-13.018	68.200	40.995	PK
2		5662.000	56.105	15.118	-20.975	77.080	40.987	PK
3	*	5780.800	117.286	76.105	-4.914	122.200	41.181	PK
4		5926.800	55.134	13.591	-13.066	68.200	41.543	PK
5		5946.200	55.298	13.719	-12.902	68.200	41.580	PK

Site: AC5	Time: 2016/12/02 - 10:18
Limit: FCC-15.407 new new	Margin: 0
Probe: Horn_3117_00167055(1-18GHz)	Polarity: Horizontal
EUT: Access Point	Power: PoE 57V
Note: Mode4:Transmit at CH5825 by 802.11ac20	

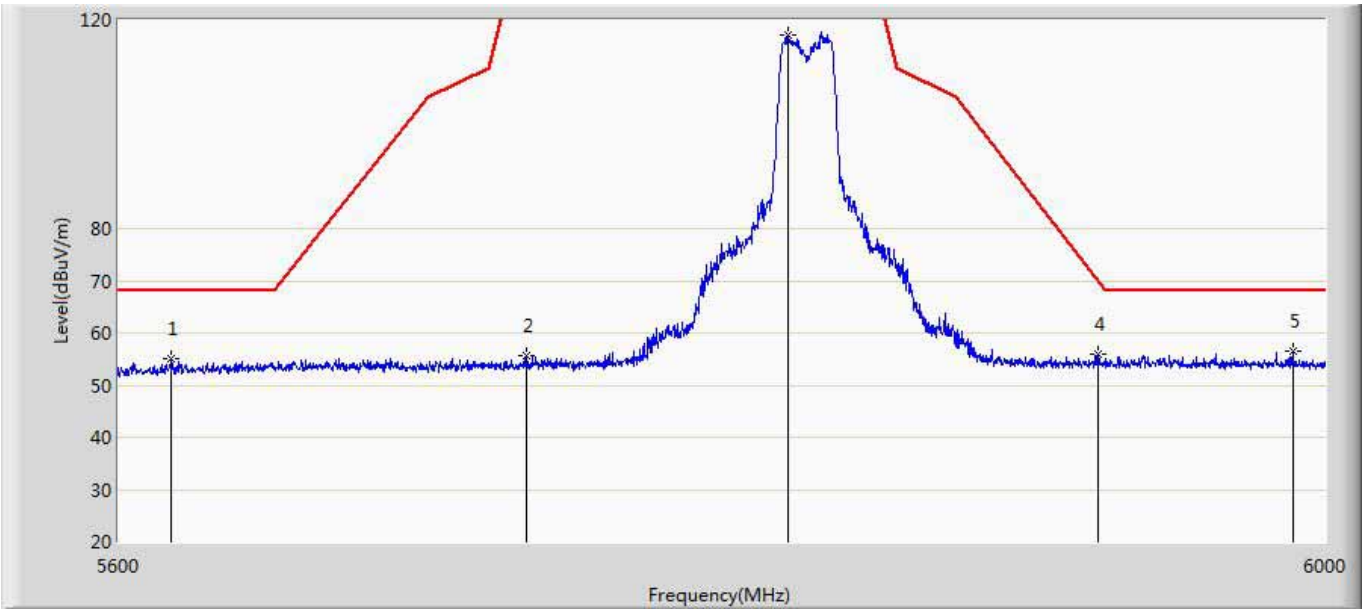

No	Mark	Frequency (MHz)	Measure Level (dBuV/m)	Reading Level (dBuV)	Over Limit (dB)	Limit (dBuV/m)	Factor (dB)	Type
1		5617.200	55.023	14.061	-13.177	68.200	40.962	PK
2		5732.200	55.692	14.579	-66.508	122.200	41.113	PK
3	*	5818.800	117.204	75.920	-4.996	122.200	41.284	PK
4		5922.800	56.014	14.501	-13.814	69.828	41.513	PK
5		5989.000	56.577	14.961	-11.623	68.200	41.615	PK

Site: AC5	Time: 2016/12/02 - 10:20
Limit: FCC-15.407 new new	Margin: 0
Probe: Horn_3117_00167055(1-18GHz)	Polarity: Vertical
EUT: Access Point	Power: PoE 57V
Note: Mode4:Transmit at CH5825 by 802.11ac20	

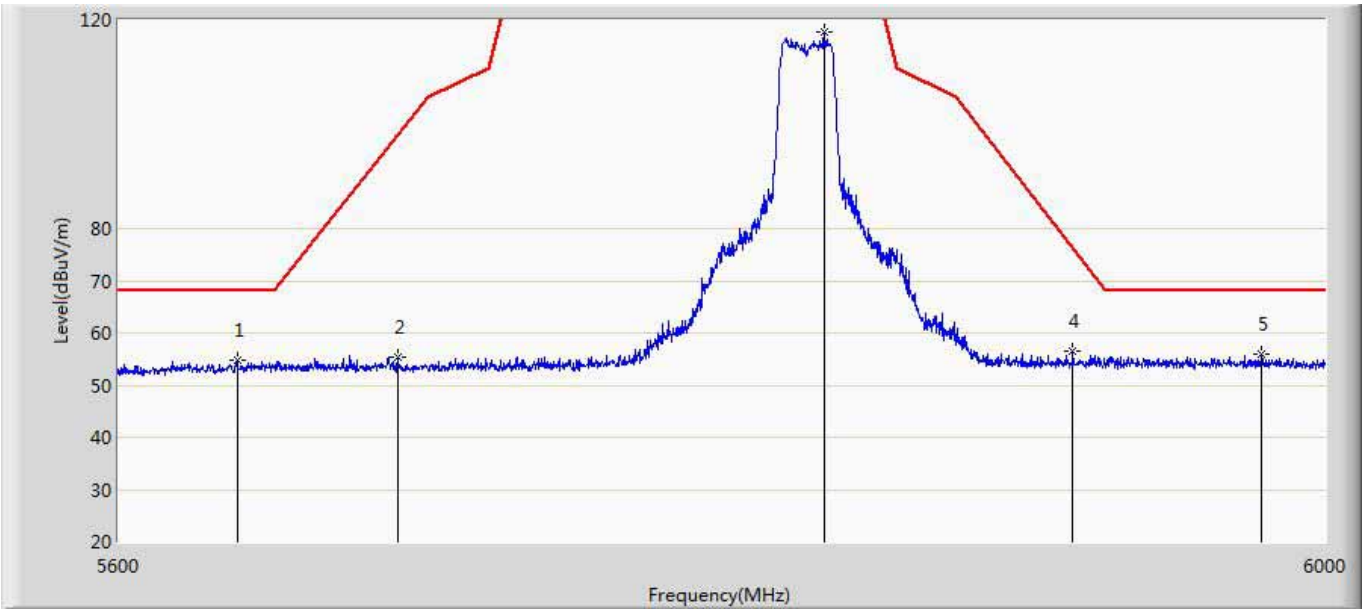

No	Mark	Frequency (MHz)	Measure Level (dBuV/m)	Reading Level (dBuV)	Over Limit (dB)	Limit (dBuV/m)	Factor (dB)	Type
1		5638.200	54.744	13.749	-13.456	68.200	40.995	PK
2		5690.200	55.352	14.359	-42.596	97.948	40.992	PK
3	*	5830.600	117.690	76.383	-4.510	122.200	41.308	PK
4		5914.200	56.468	15.022	-19.724	76.192	41.447	PK
5		5978.400	55.924	14.317	-12.276	68.200	41.607	PK

Site: AC5	Time: 2016/12/02 - 10:21
Limit: FCC-15.407 new new	Margin: 0
Probe: Horn_3117_00167055(1-18GHz)	Polarity: Horizontal
EUT: Access Point	Power: PoE 57V
Note: Mode5:Transmit at CH5755 by 802.11ac40	

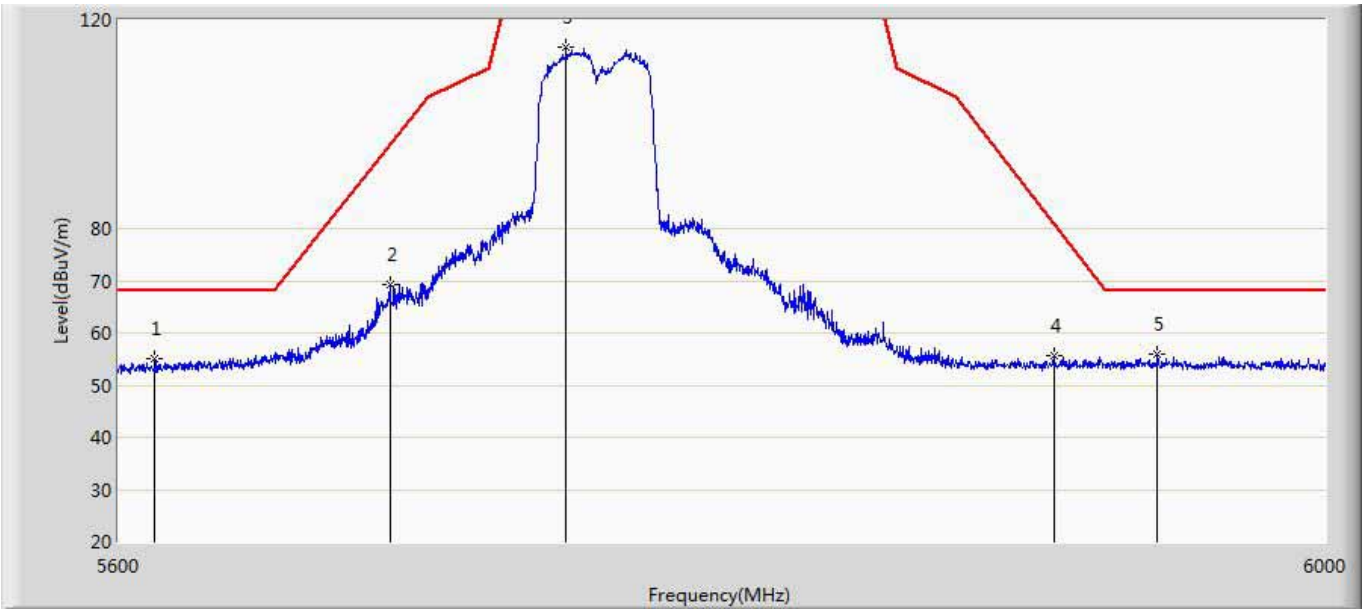

No	Mark	Frequency (MHz)	Measure Level (dBuV/m)	Reading Level (dBuV)	Over Limit (dB)	Limit (dBuV/m)	Factor (dB)	Type
1		5611.800	55.056	14.117	-13.144	68.200	40.940	PK
2		5687.600	69.255	28.264	-26.769	96.024	40.992	PK
3	*	5745.400	114.773	73.607	-7.427	122.200	41.165	PK
4		5907.800	55.673	14.256	-25.255	80.928	41.417	PK
5		5942.800	55.980	14.403	-12.220	68.200	41.577	PK

Site: AC5	Time: 2016/12/02 - 10:23
Limit: FCC-15.407 new new	Margin: 0
Probe: Horn_3117_00167055(1-18GHz)	Polarity: Vertical
EUT: Access Point	Power: PoE 57V
Note: Mode5:Transmit at CH5755 by 802.11ac40	

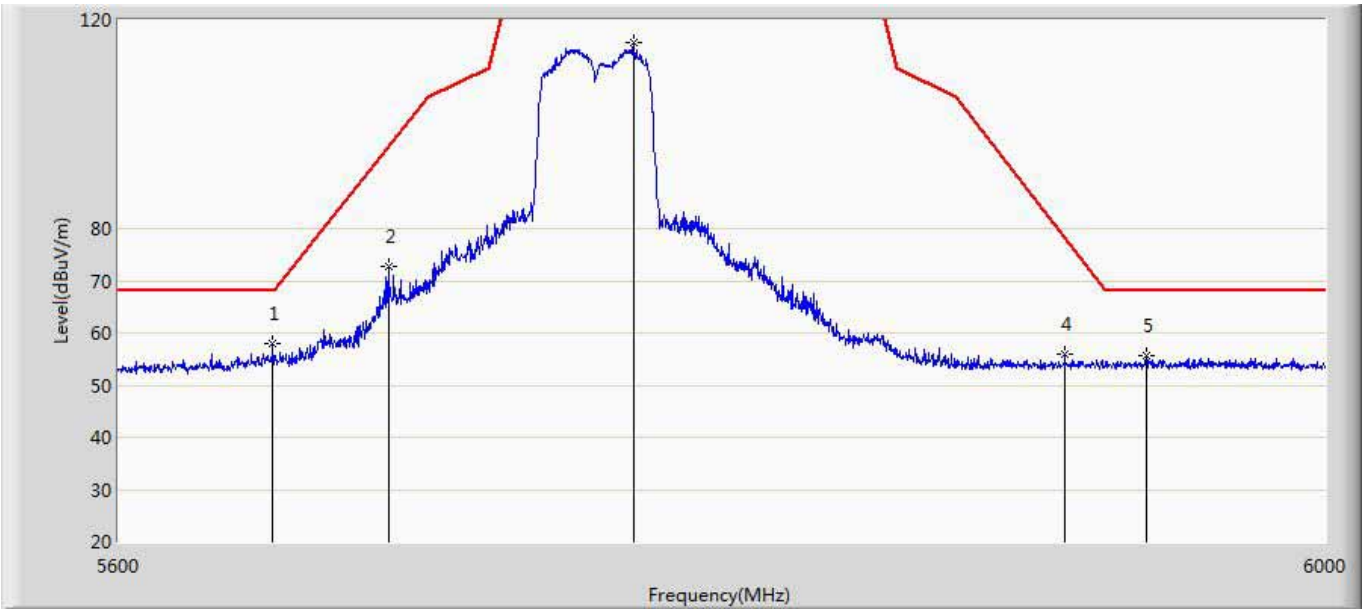

No	Mark	Frequency (MHz)	Measure Level (dBuV/m)	Reading Level (dBuV)	Over Limit (dB)	Limit (dBuV/m)	Factor (dB)	Type
1		5649.800	57.875	16.883	-10.325	68.200	40.991	PK
2		5687.200	72.682	31.691	-23.046	95.728	40.991	PK
3	*	5767.400	115.736	74.586	-6.464	122.200	41.150	PK
4		5911.400	55.901	14.470	-22.363	78.264	41.431	PK
5		5939.200	55.574	14.000	-12.626	68.200	41.575	PK

Site: AC5	Time: 2016/12/02 - 10:26
Limit: FCC-15.407 new new	Margin: 0
Probe: Horn_3117_00167055(1-18GHz)	Polarity: Horizontal
EUT: Access Point	Power: PoE 57V
Note: Mode5:Transmit at CH5795 by 802.11ac40	

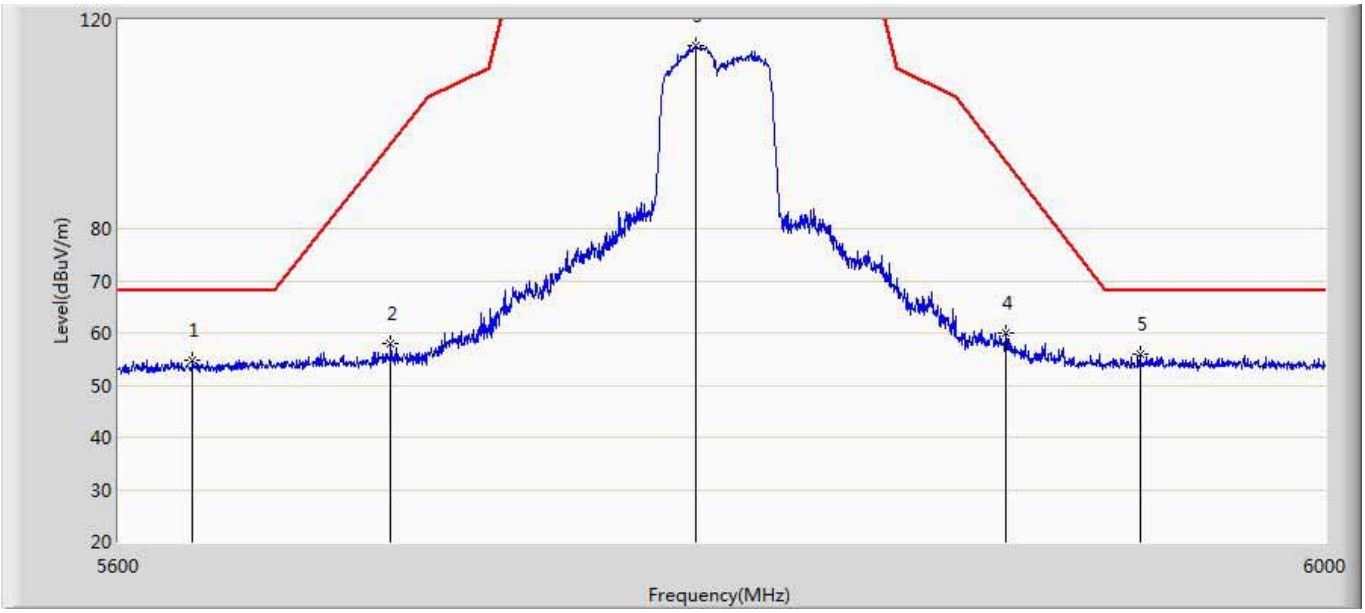

No	Mark	Frequency (MHz)	Measure Level (dBuV/m)	Reading Level (dBuV)	Over Limit (dB)	Limit (dBuV/m)	Factor (dB)	Type
1		5624.000	54.869	13.878	-13.331	68.200	40.991	PK
2		5688.000	57.954	16.962	-38.366	96.320	40.991	PK
3	*	5788.000	115.077	73.892	-7.123	122.200	41.185	PK
4		5891.600	59.998	18.624	-32.918	92.916	41.374	PK
5		5937.000	55.812	14.239	-12.388	68.200	41.573	PK

Site: AC5	Time: 2016/12/02 - 10:27
Limit: FCC-15.407 new new	Margin: 0
Probe: Horn_3117_00167055(1-18GHz)	Polarity: Vertical
EUT: Access Point	Power: PoE 57V
Note: Mode5:Transmit at CH5795 by 802.11ac40	

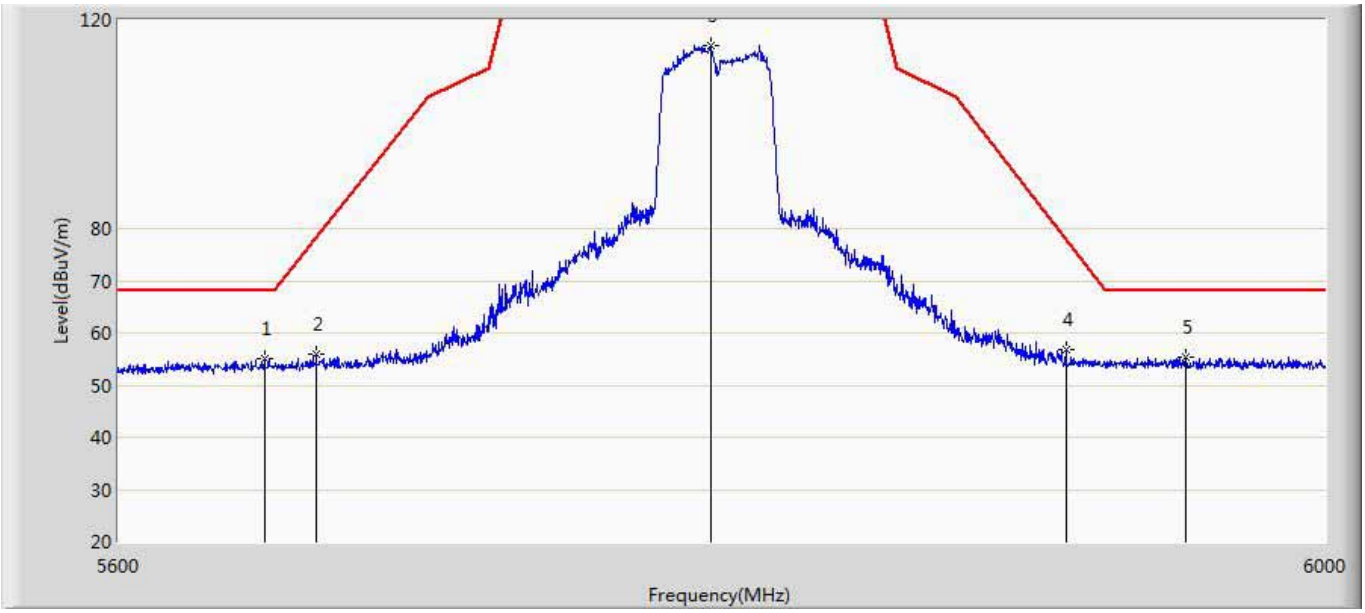

No	Mark	Frequency (MHz)	Measure Level (dBuV/m)	Reading Level (dBuV)	Over Limit (dB)	Limit (dBuV/m)	Factor (dB)	Type
1		5647.000	54.973	13.980	-13.227	68.200	40.993	PK
2		5663.800	56.011	15.024	-22.401	78.412	40.986	PK
3	*	5793.200	115.093	73.905	-7.107	122.200	41.188	PK
4		5912.000	56.799	15.366	-21.021	77.820	41.434	PK
5		5952.400	55.400	13.817	-12.800	68.200	41.584	PK

Site: AC5	Time: 2016/12/02 - 10:29
Limit: FCC-15.407 new new	Margin: 0
Probe: Horn_3117_00167055(1-18GHz)	Polarity: Horizontal
EUT: Access Point	Power: PoE 57V
Note: Mode6:Transmit at CH5775 by 802.11ac80	

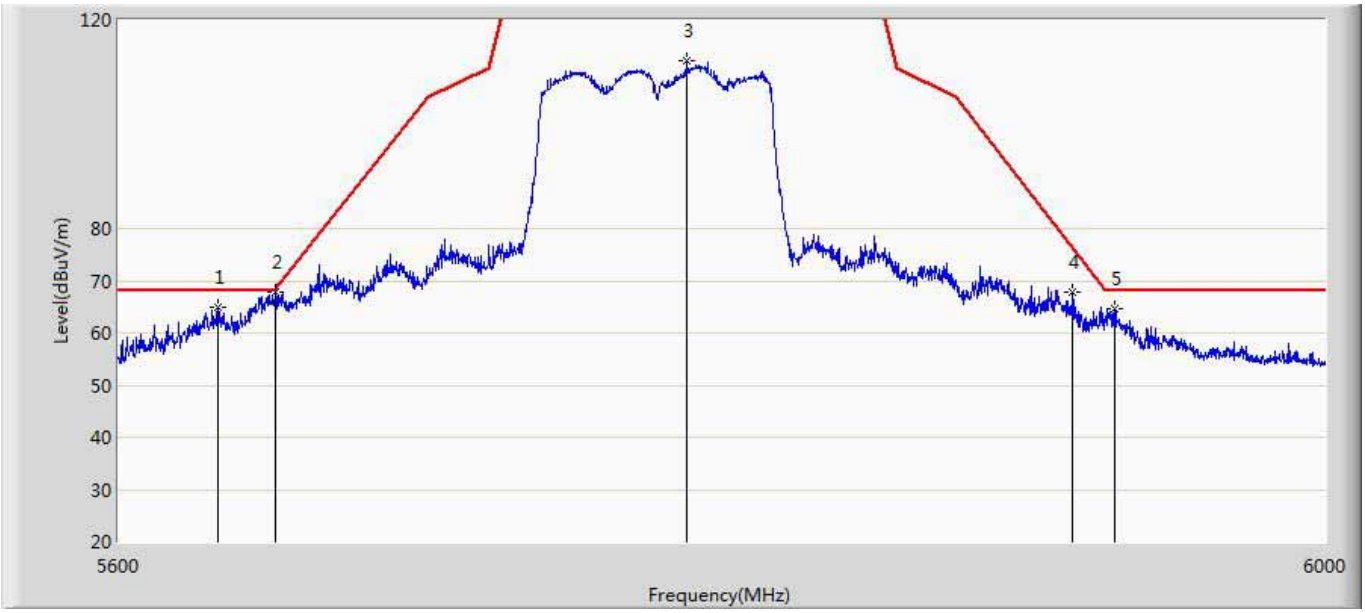

No	Mark	Frequency (MHz)	Measure Level (dBuV/m)	Reading Level (dBuV)	Over Limit (dB)	Limit (dBuV/m)	Factor (dB)	Type
1		5632.000	64.820	23.827	-3.380	68.200	40.994	PK
2	*	5650.800	67.801	26.810	-0.991	68.792	40.992	PK
3		5785.200	112.123	70.940	-10.077	122.200	41.184	PK
4		5914.200	67.736	26.290	-8.456	76.192	41.447	PK
5		5928.200	64.693	23.139	-3.507	68.200	41.554	PK

Site: AC5	Time: 2016/12/02 - 10:31
Limit: FCC-15.407 new new	Margin: 0
Probe: Horn_3117_00167055(1-18GHz)	Polarity: Vertical
EUT: Access Point	Power: PoE 57V
Note: Mode6:Transmit at CH5775 by 802.11ac80	

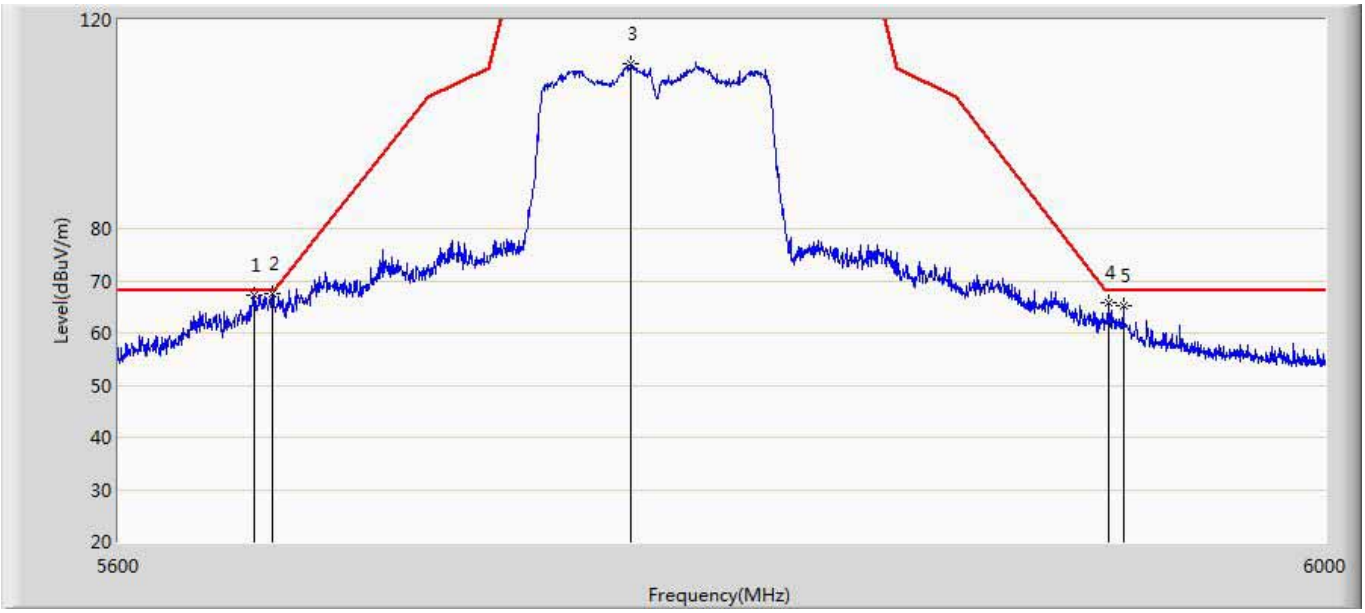

No	Mark	Frequency (MHz)	Measure Level (dBuV/m)	Reading Level (dBuV)	Over Limit (dB)	Limit (dBuV/m)	Factor (dB)	Type
1		5643.800	67.262	26.267	-0.938	68.200	40.995	PK
2	*	5649.800	67.487	26.495	-0.713	68.200	40.991	PK
3		5766.600	111.543	70.395	-10.657	122.200	41.147	PK
4		5926.200	65.912	24.373	-2.288	68.200	41.539	PK
5		5931.200	65.254	23.685	-2.946	68.200	41.569	PK

APEX0365 with Beamforming:

Site: AC5	Time: 2016/12/22 - 19:56
Limit: FCC_Part15.209_RE(3m)	Margin: 0
Probe: Horn_3117_00167055(1-18GHz)	Polarity: Horizontal
EUT: Access Point	Power: PoE 57V
Note: Mode 7:Transmit at channel 5180MHz by 11AC20 with Beamforming	

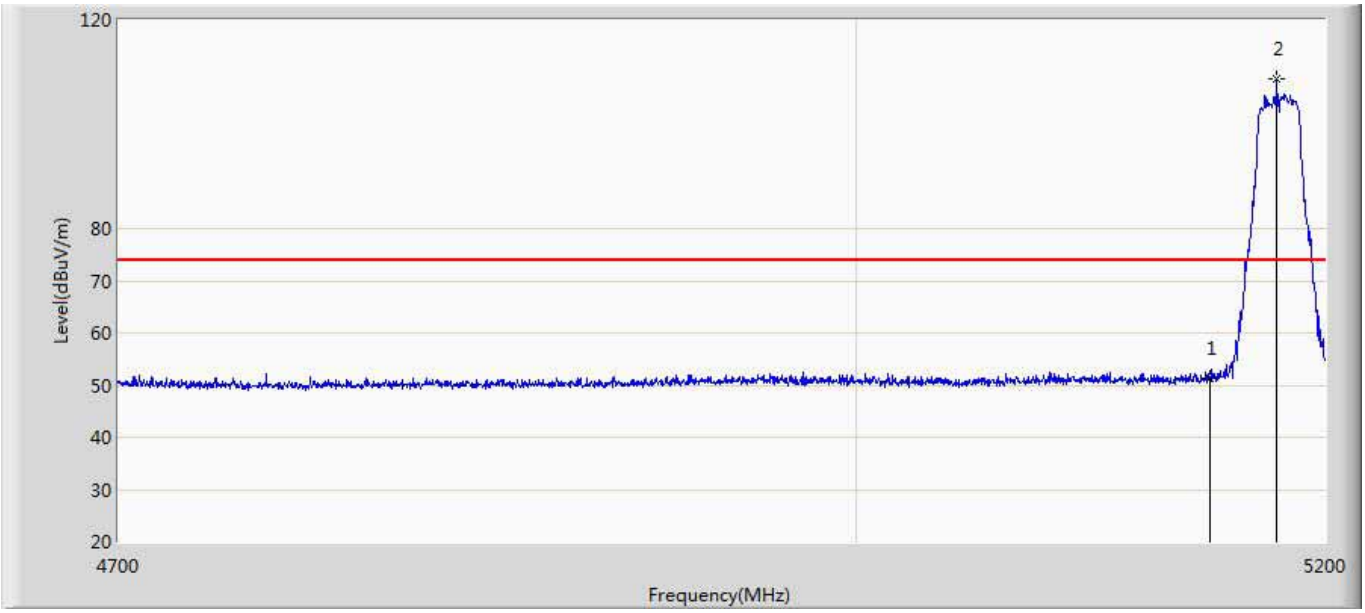

No	Mark	Frequency (MHz)	Measure Level (dBuV/m)	Reading Level (dBuV)	Over Limit (dB)	Limit (dBuV/m)	Factor (dB)	Type
1		5150.000	51.268	11.734	-22.732	74.000	39.534	PK
2	*	5179.250	108.557	68.982	34.557	74.000	39.575	PK

Site: AC5	Time: 2016/12/22 - 19:59
Limit: FCC_Part15.209_RE(3m)	Margin: 0
Probe: Horn_3117_00167055(1-18GHz)	Polarity: Horizontal
EUT: Access Point	Power: PoE 57V
Note: Mode 7:Transmit at channel 5180MHz by 11AC20 with Beamforming	

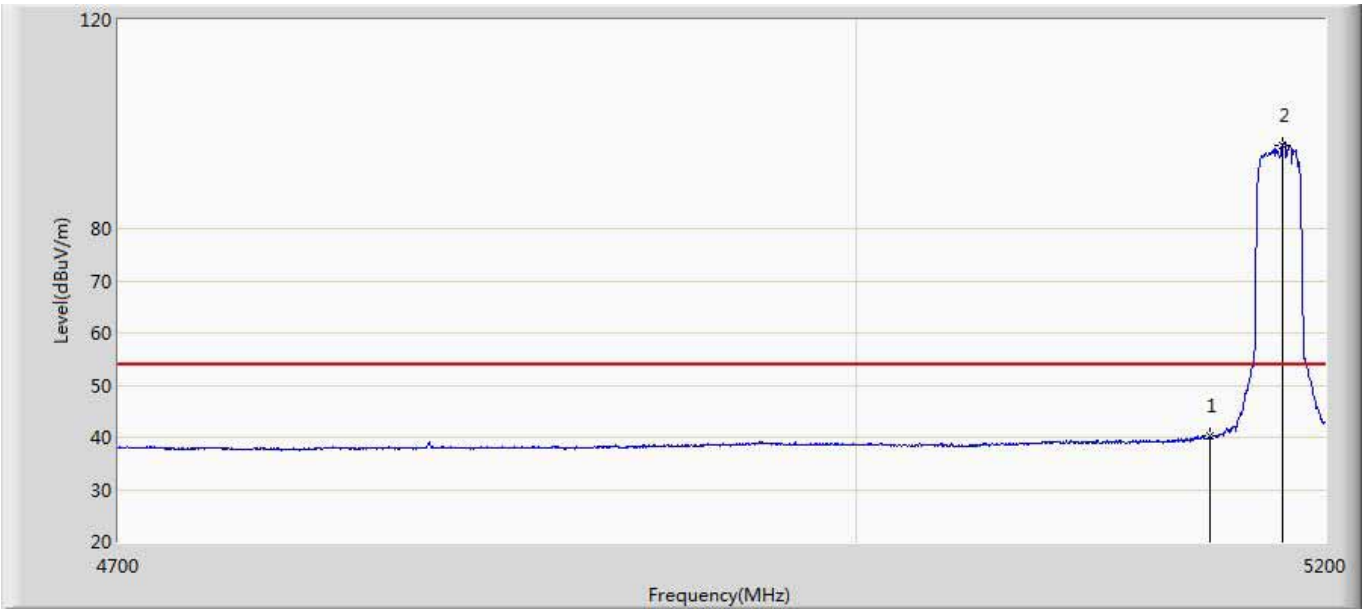

No	Mark	Frequency (MHz)	Measure Level (dBuV/m)	Reading Level (dBuV)	Over Limit (dB)	Limit (dBuV/m)	Factor (dB)	Type
1		5150.000	40.150	0.616	-13.850	54.000	39.534	AV
2	*	5181.500	96.072	56.514	42.072	54.000	39.557	AV

Site: AC5	Time: 2016/12/22 - 20:01
Limit: FCC_Part15.209_RE(3m)	Margin: 0
Probe: Horn_3117_00167055(1-18GHz)	Polarity: Vertical
EUT: Access Point	Power: PoE 57V
Note: Mode 7:Transmit at channel 5180MHz by 11AC20 with Beamforming	

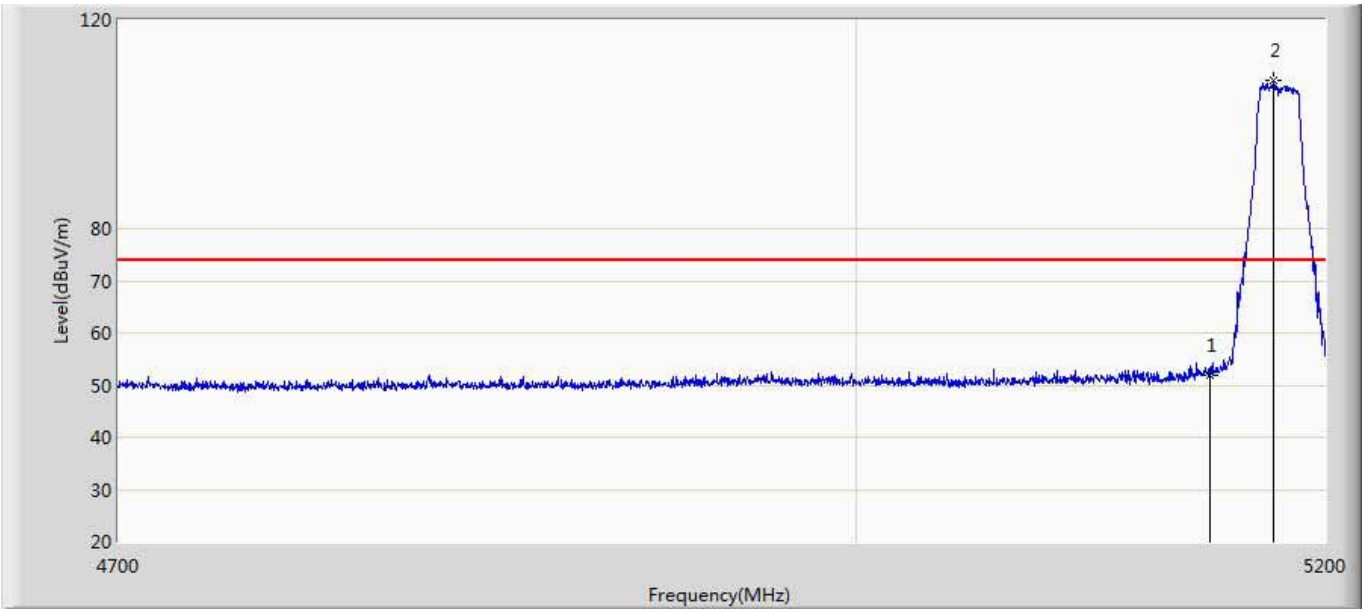

No	Mark	Frequency (MHz)	Measure Level (dBuV/m)	Reading Level (dBuV)	Over Limit (dB)	Limit (dBuV/m)	Factor (dB)	Type
1		5150.000	51.931	12.397	-22.069	74.000	39.534	PK
2	*	5177.750	108.360	68.773	34.360	74.000	39.587	PK

Site: AC5	Time: 2016/12/22 - 20:02
Limit: FCC_Part15.209_RE(3m)	Margin: 0
Probe: Horn_3117_00167055(1-18GHz)	Polarity: Vertical
EUT: Access Point	Power: PoE 57V
Note: Mode 7:Transmit at channel 5180MHz by 11AC20 with Beamforming	

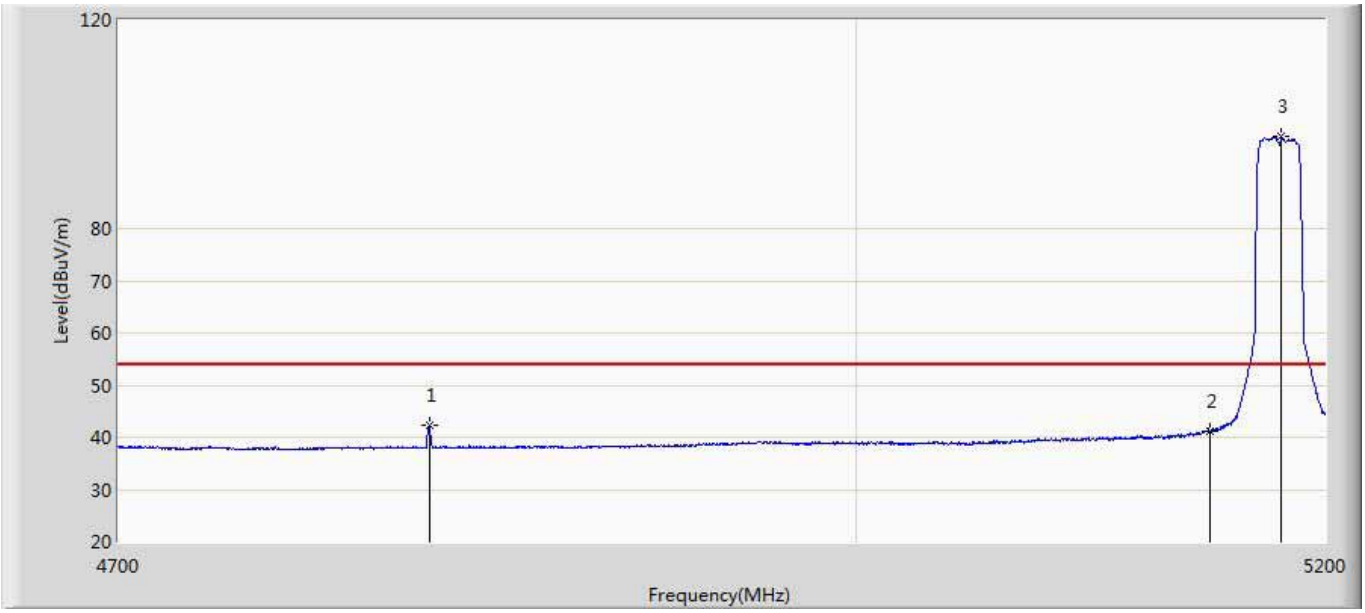

No	Mark	Frequency (MHz)	Measure Level (dBuV/m)	Reading Level (dBuV)	Over Limit (dB)	Limit (dBuV/m)	Factor (dB)	Type
1		4824.000	42.412	3.213	-11.588	54.000	39.199	AV
2		5150.000	41.235	1.701	-12.765	54.000	39.534	AV
3	*	5181.250	97.647	58.087	43.647	54.000	39.559	AV

Site: AC5	Time: 2016/12/22 - 20:11
Limit: FCC_Part15.209_RE(3m)	Margin: 0
Probe: Horn_3117_00167055(1-18GHz)	Polarity: Horizontal
EUT: Access Point	Power: PoE 57V
Note: Mode 8:Transmit at channel 5190MHz by 11AC40 with Beamforming	

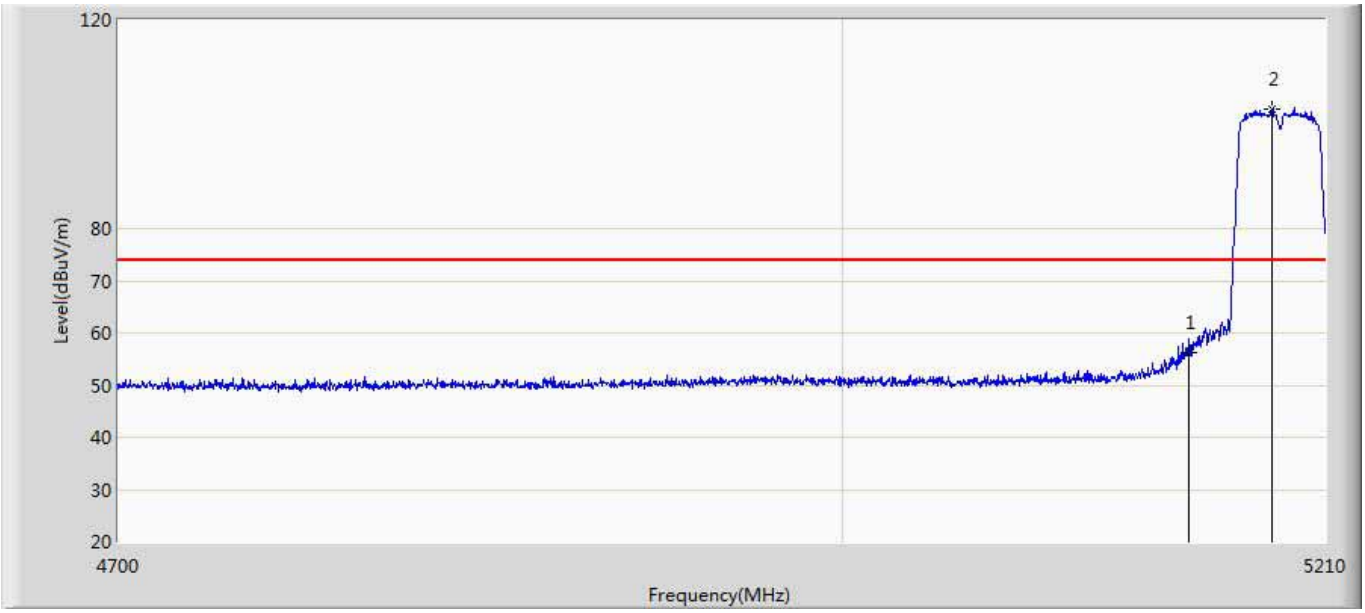

No	Mark	Frequency (MHz)	Measure Level (dBuV/m)	Reading Level (dBuV)	Over Limit (dB)	Limit (dBuV/m)	Factor (dB)	Type
1		5150.000	56.363	16.829	-17.637	74.000	39.534	PK
2	*	5186.795	102.804	63.207	28.804	74.000	39.598	PK

Site: AC5	Time: 2016/12/22 - 20:25
Limit: FCC_Part15.209_RE(3m)	Margin: 0
Probe: Horn_3117_00167055(1-18GHz)	Polarity: Horizontal
EUT: Access Point	Power: PoE 57V
Note: Mode 8:Transmit at channel 5190MHz by 11AC40 with Beamforming	

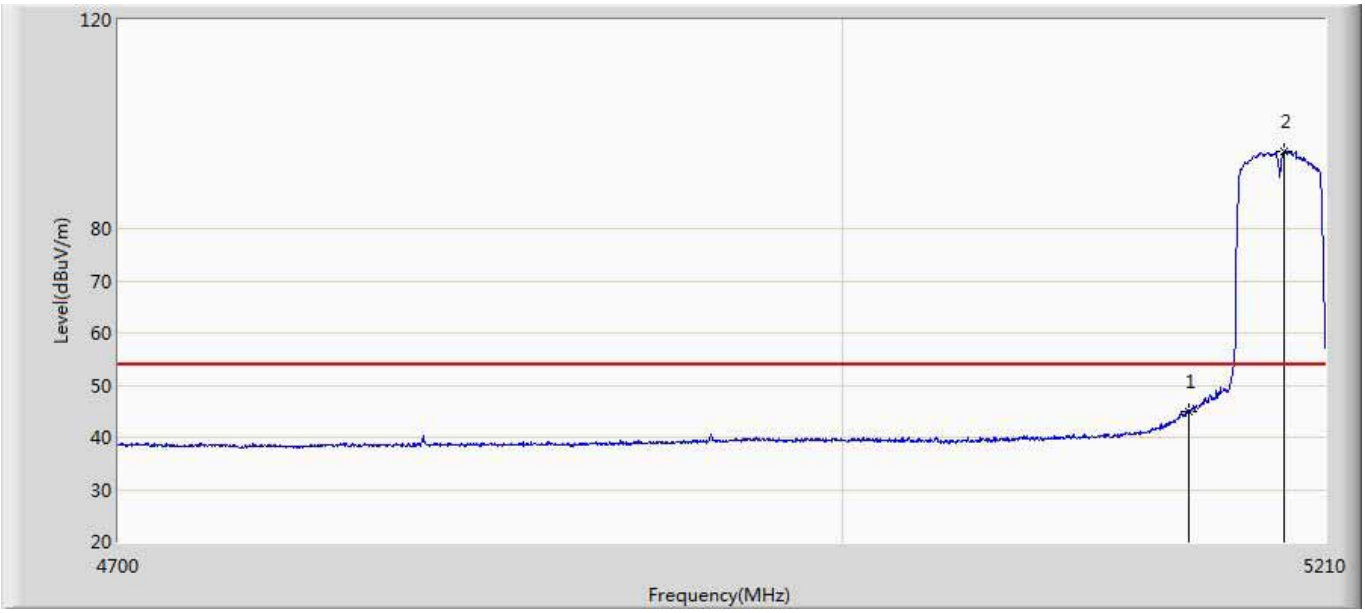

No	Mark	Frequency (MHz)	Measure Level (dBuV/m)	Reading Level (dBuV)	Over Limit (dB)	Limit (dBuV/m)	Factor (dB)	Type
1		5150.000	44.847	5.313	-9.153	54.000	39.534	AV
2	*	5192.150	94.795	55.149	40.795	54.000	39.646	AV

Site: AC5	Time: 2016/12/22 - 20:27
Limit: FCC_Part15.209_RE(3m)	Margin: 0
Probe: Horn_3117_00167055(1-18GHz)	Polarity: Vertical
EUT: Access Point	Power: PoE 57V
Note: Mode 8:Transmit at channel 5190MHz by 11AC40 with Beamforming	

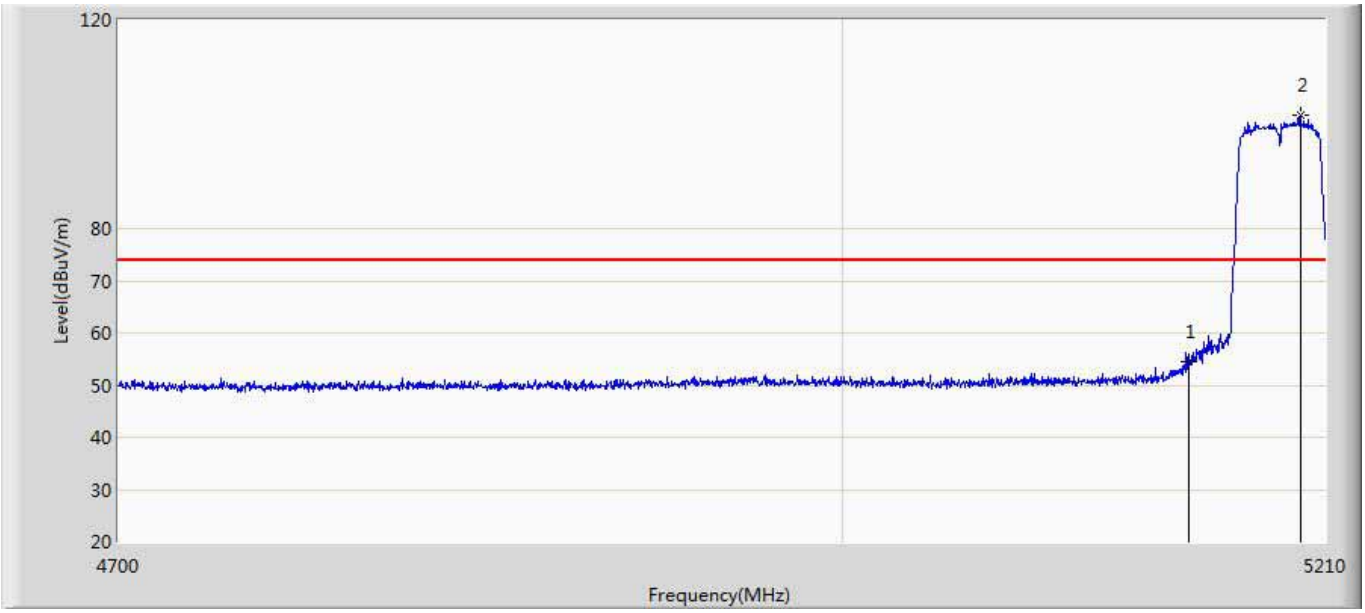

No	Mark	Frequency (MHz)	Measure Level (dBuV/m)	Reading Level (dBuV)	Over Limit (dB)	Limit (dBuV/m)	Factor (dB)	Type
1		5150.000	54.488	14.954	-19.512	74.000	39.534	PK
2	*	5199.035	101.690	61.982	27.690	74.000	39.708	PK

Site: AC5	Time: 2016/12/22 - 20:28
Limit: FCC_Part15.209_RE(3m)	Margin: 0
Probe: Horn_3117_00167055(1-18GHz)	Polarity: Vertical
EUT: Access Point	Power: PoE 57V
Note: Mode 8:Transmit at channel 5190MHz by 11AC40 with Beamforming	

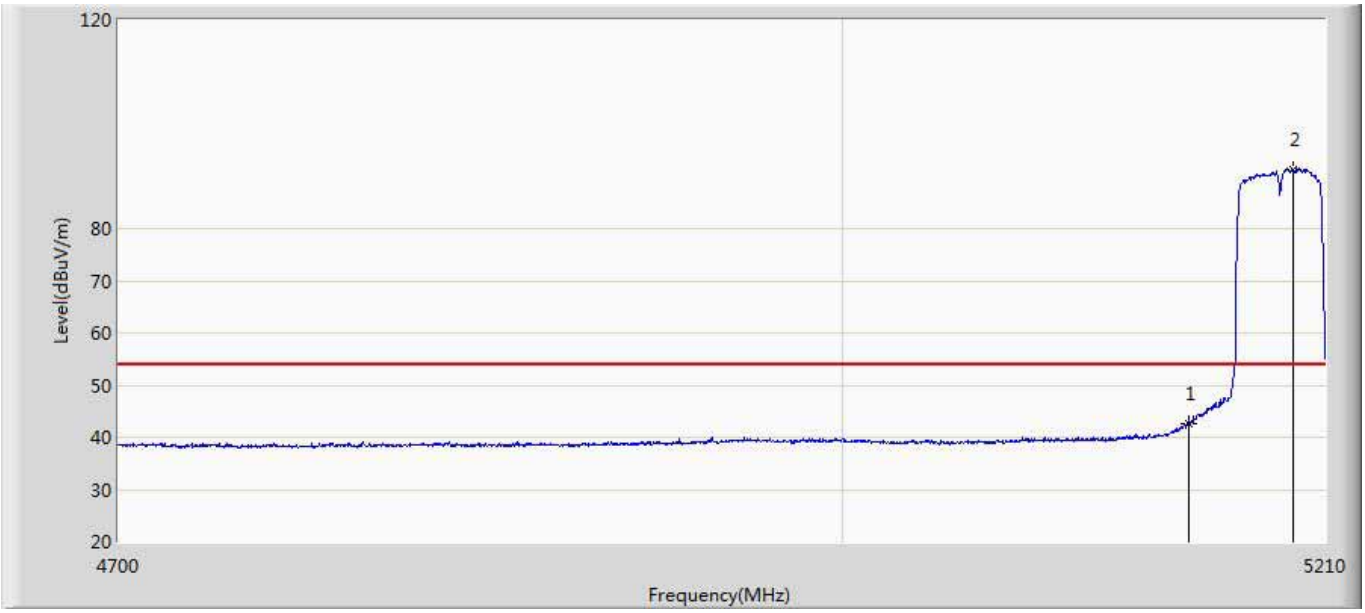

No	Mark	Frequency (MHz)	Measure Level (dBuV/m)	Reading Level (dBuV)	Over Limit (dB)	Limit (dBuV/m)	Factor (dB)	Type
1		5150.000	42.714	3.180	-11.286	54.000	39.534	AV
2	*	5195.720	91.318	51.639	37.318	54.000	39.679	AV

Site: AC5	Time: 2016/12/22 - 20:30
Limit: FCC_Part15.209_RE(3m)	Margin: 0
Probe: Horn_3117_00167055(1-18GHz)	Polarity: Horizontal
EUT: Access Point	Power: PoE 57V
Note: Mode 9:Transmit at channel 5210MHz by 11AC80 with Beamforming	

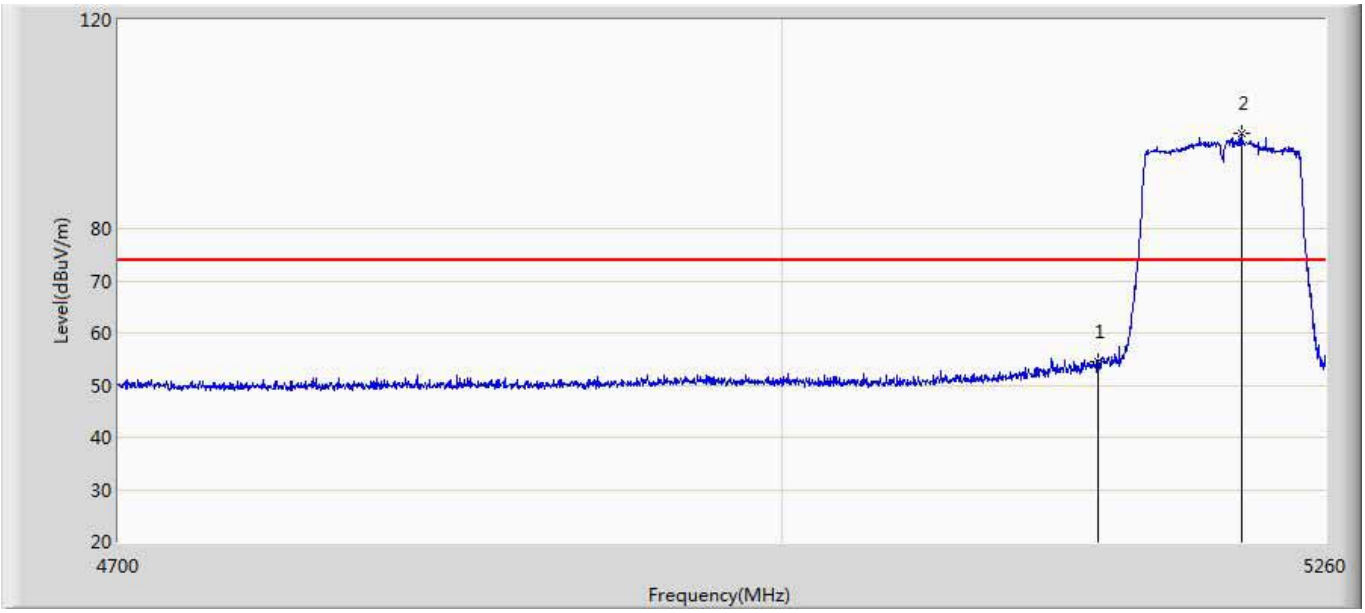

No	Mark	Frequency (MHz)	Measure Level (dBuV/m)	Reading Level (dBuV)	Over Limit (dB)	Limit (dBuV/m)	Factor (dB)	Type
1		5150.000	54.505	14.971	-19.495	74.000	39.534	PK
2	*	5219.400	98.342	58.650	24.342	74.000	39.692	PK

Site: AC5	Time: 2016/12/22 - 20:32
Limit: FCC_Part15.209_RE(3m)	Margin: 0
Probe: Horn_3117_00167055(1-18GHz)	Polarity: Horizontal
EUT: Access Point	Power: PoE 57V
Note: Mode 9:Transmit at channel 5210MHz by 11AC80 with Beamforming	

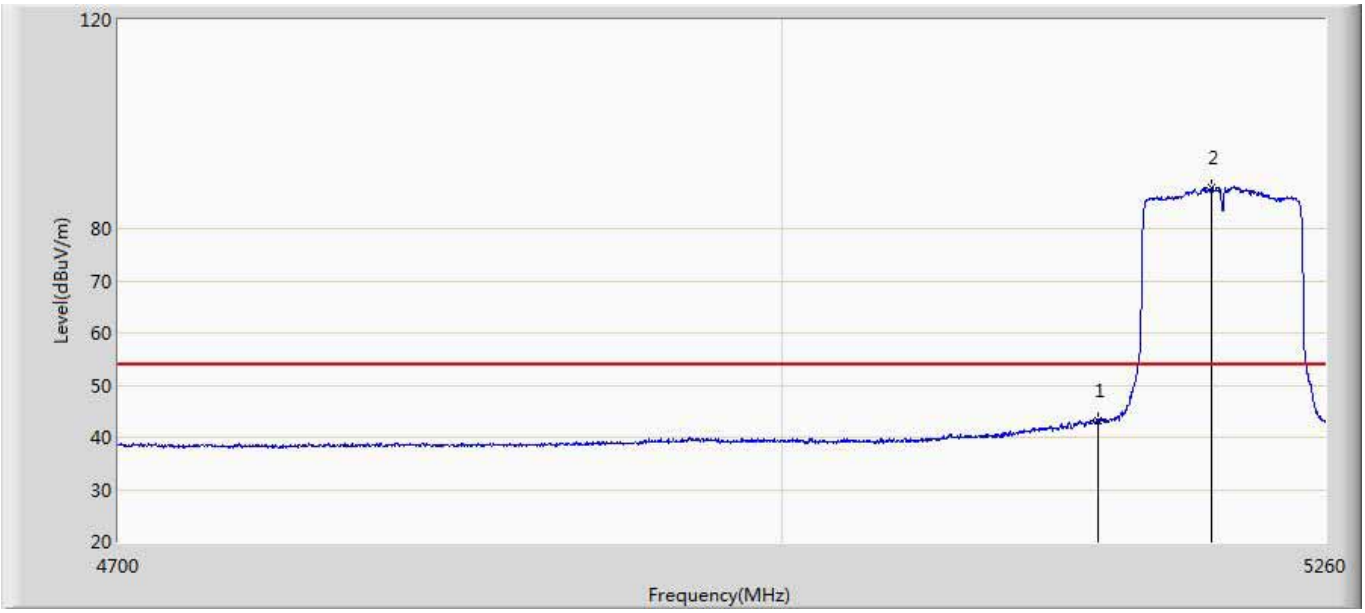

No	Mark	Frequency (MHz)	Measure Level (dBuV/m)	Reading Level (dBuV)	Over Limit (dB)	Limit (dBuV/m)	Factor (dB)	Type
1		5150.000	43.318	3.784	-10.682	54.000	39.534	AV
2	*	5204.560	87.926	48.217	33.926	54.000	39.710	AV

Site: AC5	Time: 2016/12/22 - 20:33
Limit: FCC_Part15.209_RE(3m)	Margin: 0
Probe: Horn_3117_00167055(1-18GHz)	Polarity: Vertical
EUT: Access Point	Power: PoE 57V
Note: Mode 9:Transmit at channel 5210MHz by 11AC80 with Beamforming	

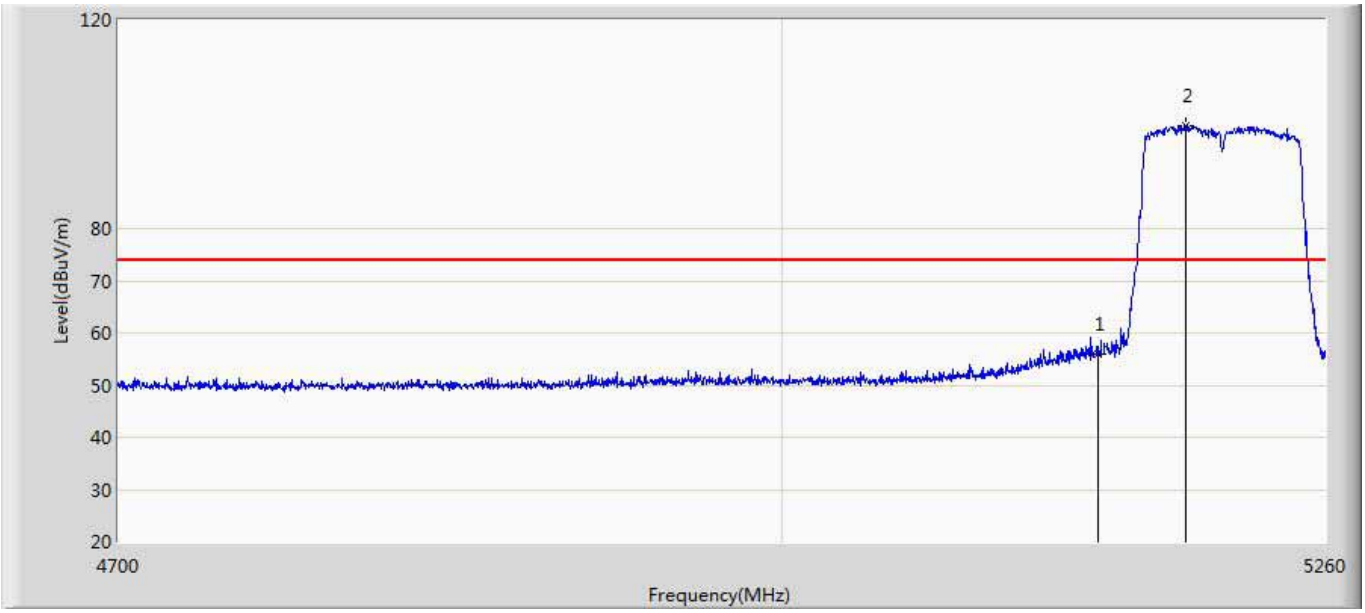

No	Mark	Frequency (MHz)	Measure Level (dBuV/m)	Reading Level (dBuV)	Over Limit (dB)	Limit (dBuV/m)	Factor (dB)	Type
1		5150.000	55.801	16.267	-18.199	74.000	39.534	PK
2	*	5191.960	99.660	60.016	25.660	74.000	39.644	PK

Site: AC5	Time: 2016/12/22 - 20:35
Limit: FCC_Part15.209_RE(3m)	Margin: 0
Probe: Horn_3117_00167055(1-18GHz)	Polarity: Vertical
EUT: Access Point	Power: PoE 57V
Note: Mode 9:Transmit at channel 5210MHz by 11AC80 with Beamforming	

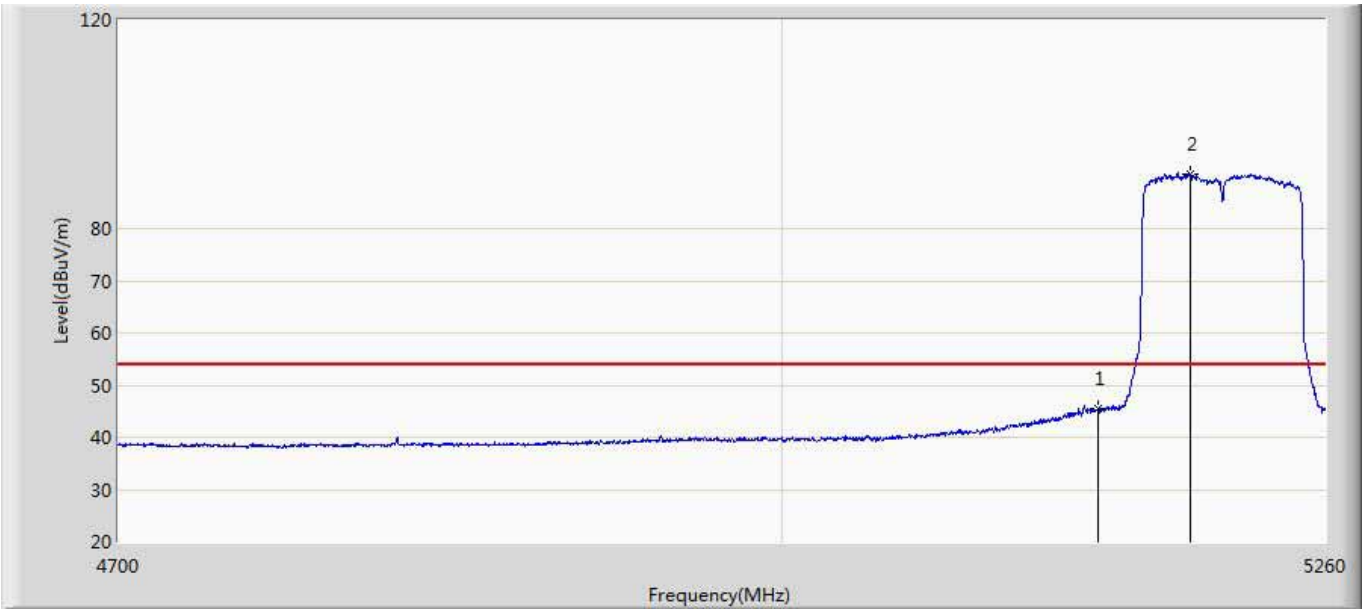

No	Mark	Frequency (MHz)	Measure Level (dBuV/m)	Reading Level (dBuV)	Over Limit (dB)	Limit (dBuV/m)	Factor (dB)	Type
1		5150.000	45.466	5.932	-8.534	54.000	39.534	AV
2	*	5194.200	90.485	50.820	36.485	54.000	39.665	AV

Site: AC5	Time: 2016/12/22 - 20:36
Limit: FCC-15.407 new new	Margin: 0
Probe: Horn_3117_00167055(1-18GHz)	Polarity: Horizontal
EUT: Access Point	Power: PoE 57V
Note: Mode 7:Transmit at channel 5745MHz by 11AC20 with Beamforming	

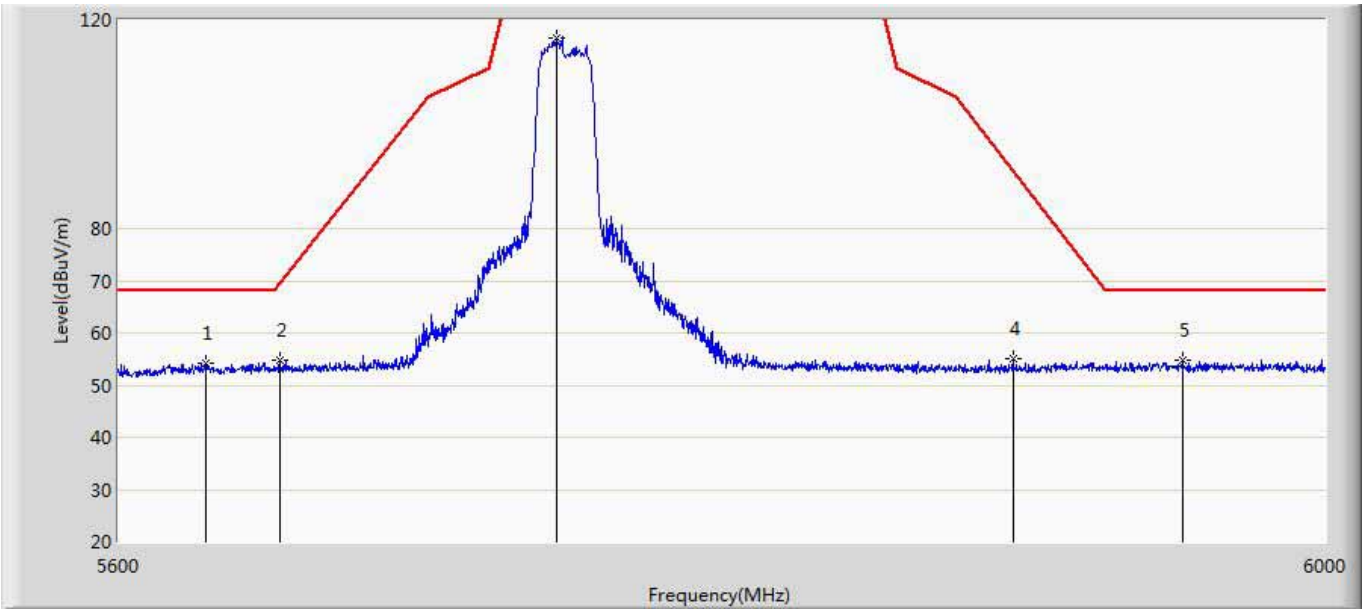

No	Mark	Frequency (MHz)	Measure Level (dBuV/m)	Reading Level (dBuV)	Over Limit (dB)	Limit (dBuV/m)	Factor (dB)	Type
1		5628.200	54.228	13.719	-13.972	68.200	40.510	PK
2		5652.000	54.650	14.209	-15.030	69.680	40.441	PK
3	*	5742.200	116.638	76.060	-5.562	122.200	40.579	PK
4		5894.000	55.154	14.319	-35.986	91.140	40.834	PK
5		5951.200	54.670	13.633	-13.530	68.200	41.037	PK

Site: AC5	Time: 2016/12/22 - 20:42
Limit: FCC-15.407 new new	Margin: 0
Probe: Horn_3117_00167055(1-18GHz)	Polarity: Vertical
EUT: Access Point	Power: PoE 57V
Note: Mode 7:Transmit at channel 5745MHz by 11AC20 with Beamforming	

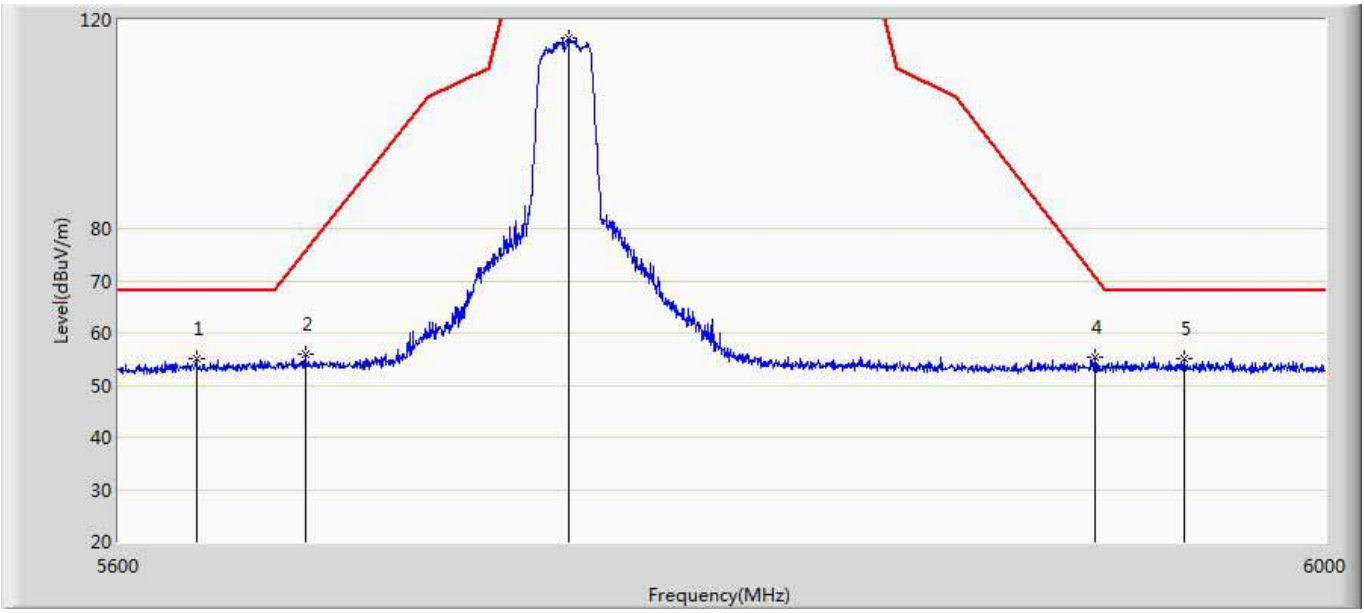

No	Mark	Frequency (MHz)	Measure Level (dBuV/m)	Reading Level (dBuV)	Over Limit (dB)	Limit (dBuV/m)	Factor (dB)	Type
1		5625.000	54.944	14.395	-13.256	68.200	40.549	PK
2		5660.200	55.933	15.442	-19.815	75.748	40.491	PK
3	*	5746.200	116.470	75.881	-5.730	122.200	40.590	PK
4		5921.600	55.310	14.338	-15.406	70.716	40.971	PK
5		5952.200	55.065	14.030	-13.135	68.200	41.034	PK

Site: AC5	Time: 2016/12/22 - 20:44
Limit: FCC-15.407 new new	Margin: 0
Probe: Horn_3117_00167055(1-18GHz)	Polarity: Horizontal
EUT: Access Point	Power: PoE 57V
Note: Mode 7:Transmit at channel 5785MHz by 11AC20 with Beamforming	

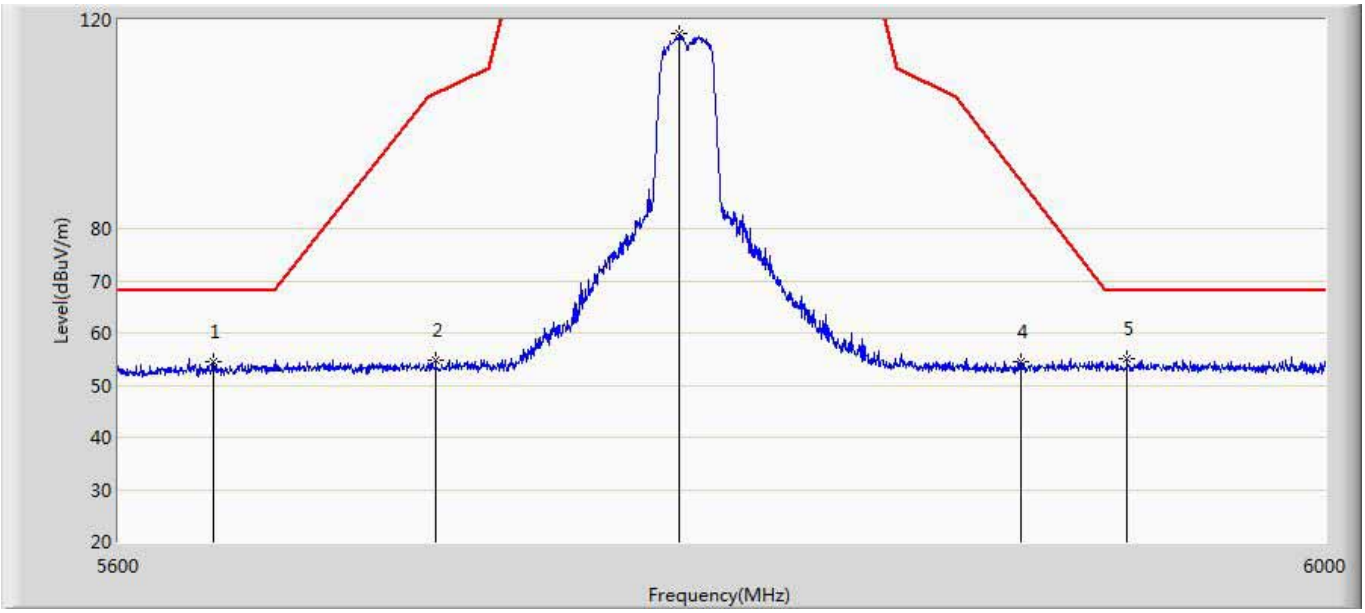

No	Mark	Frequency (MHz)	Measure Level (dBuV/m)	Reading Level (dBuV)	Over Limit (dB)	Limit (dBuV/m)	Factor (dB)	Type
1		5630.800	54.587	14.110	-13.613	68.200	40.477	PK
2		5702.600	54.779	14.209	-51.149	105.928	40.570	PK
3	*	5782.600	117.395	76.705	-4.805	122.200	40.690	PK
4		5896.600	54.514	13.670	-34.702	89.216	40.844	PK
5		5932.400	55.204	14.293	-12.996	68.200	40.911	PK