Test Report

FCC Part15 Subpart E

Product Name : Access Point

Model No. : APEX0365 ,APEX0367

FCC ID : Q9DAPEX0365367

Applicant : Hewlett Packard Enterprise Company

Address : 3000 Hanover St. Palo Alto,CA 94304,USA

Date of Receipt : Nov. 29, 2016

Test Date : Nov. 29, 2016~ Jun. 19, 2017

Issued Date : Jun. 29, 2017

Report No. : 1762138R-RF-US-P09V02

Report Version : V1.0

The test results relate only to the samples tested.

The test results shown in the test report are traceable to the national/international standard through the calibration of the equipment and evaluated measurement uncertainty herein.

This report must not be used to claim product endorsement by CNAS, TAF or any agency of the government.

The test report shall not be reproduced without the written approval of DEKRA Testing and Certification (Suzhou) Co., Ltd.

Test Report Certification

Issued Date : Jun. 29, 2017
Report No. : 1762138R-RF-US-P09V02

Product Name	:	Access Point
Applicant	:	Hewlett Packard Enterprise Company
Address	:	3000 Hanover St. Palo Alto,CA 94304,USA
Manufacturer	:	Hewlett Packard Enterprise Company
Address	:	3000 Hanover St. Palo Alto,CA 94304,USA
Model No.	:	APEX0365 ,APEX0367
FCC ID	:	Q9DAPEX0365367
EUT Voltage	:	PoE 57V
Test Voltage		PoE 57V
Brand Name	:	aruba a Hewlett Packard Enterprise company; Hewlett Packard Enterprise
Applicable Standard	:	FCC CFR Title 47 Part 15 Subpart E ANSI C63.4:2014; ANSI C63.10:2013; 789033 D02 General UNII Test Procedures New Rules v01r04 KDB 662911 D01 Multiple Transmitter Output v02r01 KDB 662911 D02 MIMO with Cross-Polarized Antennas v01
Test Result	:	Complied
Performed Location	:	DEKRA Testing and Certification (Suzhou) Co., Ltd. No.99 Hongye Rd., Suzhou Industrial Park, Suzhou,215006, Jiangsu, China TEL: +86-512-6251-5088 / FAX: +86-512-6251-5098 FCC Registration Number: 800392;

Documented By : Kitty Li

(Adm. Specialist: Kitty li)

Reviewed By : Jack zhang

(Senior Engineer: Jack Zhang)

Approved By : Harry zhao

(Engineering Manager: Harry Zhao)

TABLE OF CONTENTS

Description Page

1. General Information 7
1.1. EUT Description 7
1.2. Antenna information 8
1.3. Working Frequency of Each Channel: 10
1.4. Mode of Operation 11
1.5. Tested System Details 12
1.6. Configuration of Tested System 13
1.7. EUT Exercise Software 15
2. Technical Test 16
2.1. Summary of Test Result 16
2.2. Test Frequency configuration: 16
2.3. Power Parameter Value of the test software 17
2.4. Power vs Data Rate 21
2.5. Duty Cycle 23
2.6. Test Environment 29
2.7. Uncertainty 29
3. Conducted Emission 30
3.1. Test Equipment 30
3.2. Test Setup 30
3.3. Limit 31
3.4. Test Procedure 31
3.5. Test Result 32
4. Radiated Emission 37
4.1. Test Equipment 37
4.2. Test Setup 38
4.3. Limit 39
4.4. Test Procedure 42

4.5. EUT test Axis definition 43
4.6. Test Result 44
5. Emission bandwidth and occupied bandwidth 176
5.1. Test Equipment 176
5.2. Test Setup 176
5.3. Limit 176
5.4. Test Procedure 177
5.5. EUT test Axis definition 178
5.6. Test Result 179
6. Power Output 185
6.1. Test Equipment 185
6.2. Test Setup 185
6.3. Limit 186
6.4. Test Procedure 187
6.5. EUT test Axis definition 189
6.6. Test Result 190
7. Peak Power Spectral Density 198
7.1. Test Equipment 198
7.2. Test Setup 198
7.3. Limit 199
7.4. Test Procedure 200
7.5. EUT test Axis definition 201
7.6. Test Result 202
8. Radiated Emission Band Edge 210
8.1. Test Equipment 210
8.2. Test Setup 210
8.3. Limit 211
8.4. Test Procedure 214
8.5. EUT test Axis definition 215

8.6. Test Result 216
9. Frequency Stability 360
9.1. Test Equipment 360
9.2. Test Setup 360
9.3. Limit 361
9.4. Test Procedure 362
9.5. EUT test Axis definition 363
9.6. Test Result 364
10. Antenna Requirement 366
10.1. Limit 366
10.2. Antenna Connector Construction 366

History of This Test Report

REPORT NO.	VERSION	DESCRIPTION	ISSUED DATE
1762138R-RF-US-P09V02	V1.0	Initial Issued Report	Jun. 29, 2017

1. General Information

1.1. EUT Description

Product Name	Access Point					
Brand Name	aruba a Hewlett Packard Enterprise company / Hewlett Packard Enterprise					
Model No.	APEX0365 ,APEX0367					
SN	APEX0365:CNCFJSW047 APEX0367:CNCJJSX009					
SW	R6201.1.1.0.3.009					
EUT Voltage	PoE 57V					
Test Voltage	PoE 57V					
Type of Modulation	OFDM					
Data Rate	802.11a: 6/9/12/18/24/36/48/54Mbps					
	802.11n: up to 150Mbps					
	802.11ac: up to 433.3Mbps					
Channel Control	Auto					
Transmit modes	☒	802.11a	☒	802.11n(20MHz)	☒	802.11n(40MHz)
	☒	802.11ac(20MHz)	☒	802.11ac(40MHz)	☒	802.11ac(80MHz)
Support Bands	☐	5150MHz~5250MHz	☒	Outdoor AP		
			☐	Indoor AP		
			☐	Fixed point-to-point AP		
			☒	Fixed point-to-Multi point AP		
			☐	Mobile and Portable Client		
	☒	5250MHz~5350MHz				
	☒	5470MHz~5725MHz	☐	With TDWR Channels		
			☐	Without TDWR Channels		
	☐	5725MHz~5850MHz				
Extreme Temperature	-40℃-50℃					

1.2. Antenna information

APEX0365:

Antenna Model No.	N/A					
Antenna manufacturer	N/A					
Antenna Delivery	☐	1*TX+1*RX	☒	2*TX+2*RX	☐	3*TX+3*RX
Antenna technology	☐	SISO				
	☒	MIMO	☐	Basic		
			☐	Sectorized antenna systems		
			☒	Cross-polarized antennas		
			☐	Unequal antenna gains, with equal transmit powers		
			☐	Spatial Multiplexing		
			☐	CDD		
			☒	Beam-forming		
Antenna Type	☐	External	☐	Dipole		
	☒	Internal	☐	PIFA		
			☐	PCB		
			☐	Ceramic Chip Antenna		
			☐	Metal plate type F antenna		
			☒	Cross-polarize Antenna		
Antenna Gain #0	4.3dBi					
Antenna Gain #1	4.3dBi					
Beamforming Gain	0dBi					
Antenna Gain #0*(Note1)	-0.9dBi					
Antenna Gain #1*(Note1)	-0.9dBi					
Note1: The antenna gain show above is the highest gain which has highest radiation pattern between 30 ° and 90 ° according to KDB 789033D02v01r04.						

APEX0367:

Antenna Model No.	N/A					
Antenna Delivery	☐	1*TX+1*RX	☒	2*TX+2*RX	☐	3*TX+3*RX
Antenna technology	☐	SISO				
	☒	MIMO	☐	Basic		
			☐	Sectorized antenna systems		
			☒	Cross-polarized antennas		
			☐	Unequal antenna gains, with equal transmit powers		
			☐	Spatial Multiplexing		
			☐	CDD		
			☒	Beam-forming		
Antenna Type	☐	External	☐	Dipole		
	☒	Internal	☐	PIFA		
			☐	PCB		
			☐	Ceramic Chip Antenna		
			☐	Metal plate type F antenna		
			☒	Cross-polarize Antenna		
Antenna Gain #0	6.5dBi					
Antenna Gain #1	6.5dBi					
Beamforming Gain	0dBi					
Antenna Gain #0*(Note1)	3.8dBi					
Antenna Gain #1*(Note1)	3.8dBi					
Note1: The antenna gain show above is the highest gain which has highest radiation pattern between 30 ° and 90 ° according to KDB 789033D02v01r04.						

1.3. Working Frequency of Each Channel:

802.11a/n/ac(20MHz) Working Frequency of Each Channel:							
Channel	Frequency	Channel	Frequency	Channel	Frequency	Channel	Frequency
52	5260MHz	56	5280 MHz	60	5300 MHz	64	5320 MHz
100	5500MHz	104	5520 MHz	108	5540 MHz	112	5560 MHz
116	5580MHz	120	5600 MHz	132	5660 MHz	136	5680 MHz
140	5700 MHz	144	5720MHZ	N/A	N/A	N/A	N/A
802.11n/ac(40MHz) Working Frequency of Each Channel:							
Channel	Frequency	Channel	Frequency	Channel	Frequency	Channel	Frequency
54	5270 MHz	62	5310 MHz	102	5510 MHz	110	5550 MHz
118	5590 MHz	134	5670 MHz	142	5710 MHz	N/A	N/A
802.11ac(80MHz) Working Frequency of Each Channel:							
Channel	Frequency	Channel	Frequency	Channel	Frequency	Channel	Frequency
58	5290 MHz	106	5530MHz	122	5610MHz	138	5690 MHz

1.4. Mode of Operation

DEKRA Testing and Certification (Suzhou) Co., Ltd. has verified the construction and function in typical operation. All the test modes were carried out with the EUT in normal operation, which was shown in this test report and defined as:

Test Mode
Mode 1: Transmit by 802.11a
Mode 2: Transmit by 802.11n(20MHz)
Mode 3: Transmit by 802.11n(40MHz)
Mode 4: Transmit by 802.11ac(20MHz)
Mode 5: Transmit by 802.11ac(40MHz)
Mode 6: Transmit by 802.11ac(80MHz)
Mode 7: Transmit by 802.11ac(20MHz) with Beamforming
Mode 8: Transmit by 802.11ac(40MHz) with Beamforming
Mode 9: Transmit by 802.11ac(80MHz) with Beamforming

Note 1: Regards to the frequency band operation: the lowest, middle and highest frequency of channel were selected to perform the test, then shown on this report.

Note 2: For portable device, radiated tests was verified over X, Y, Z axis, and shown the worst case on this report.

1.5. Tested System Details

The types for all equipments, plus descriptions of all cables used in the tested system (including inserted cards) are:

Product		Manufacturer	Model No.	Serial No.	Power Cord
1	Notebook	Lenovo	Think pad x220	SUA0600195	Non-shielded
3	Notebook	Asus	N80V	8BN0AS226971468	None-shielded
2	POE	N/A	N/A	N/A	Power by adapter

1.6. Configuration of Tested System

Test setup Diagram- AC Line Conducted Emission Test

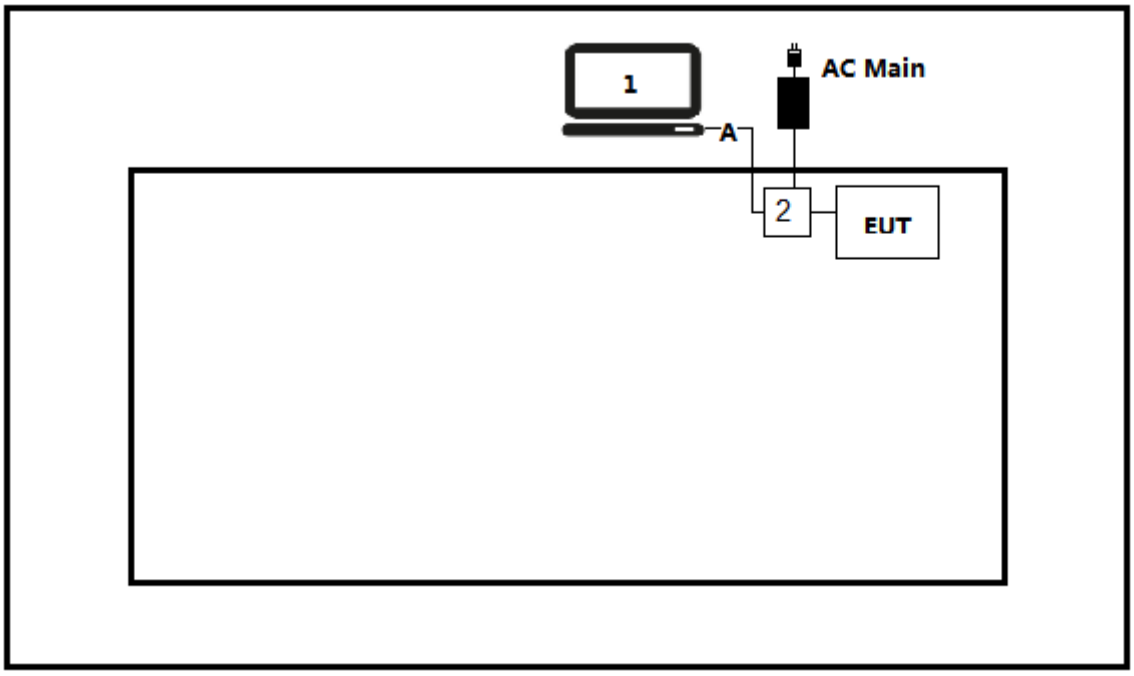

Test setup Diagram- Radiated Emission

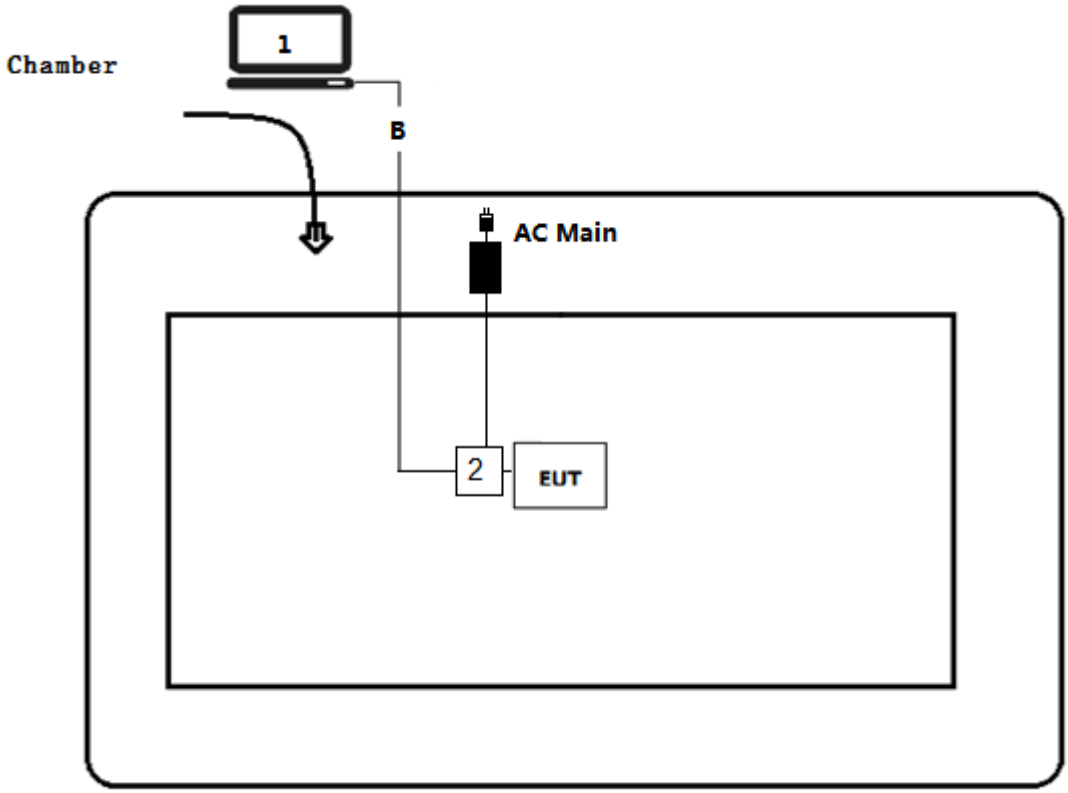

Test setup Diagram- Radiated Emission

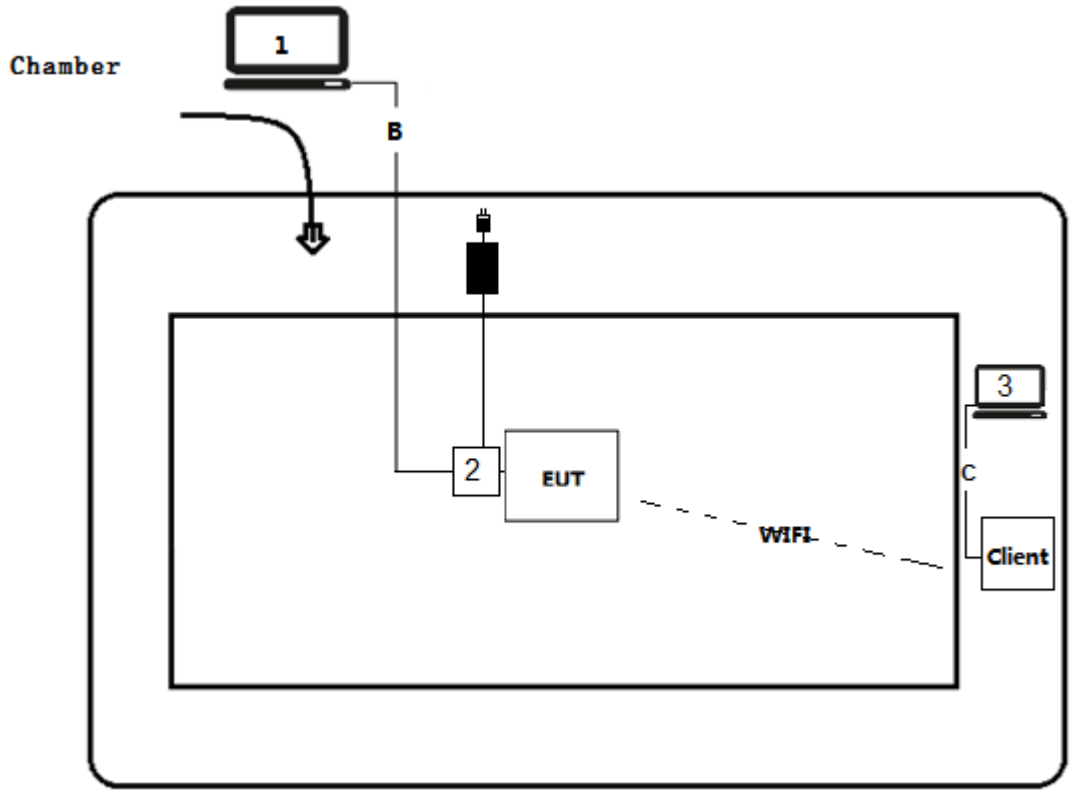

Signal Cable Type		Signal cable Description
A	LAN Cable	Non-shielded, 1.5m
B	LAN Cable	Non-shielded, 15m
C	LAN Cable	Non-shielded, 1.5m

1.7. EUT Exercise Software

With Cross-polarized:

1	Setup the EUT and simulators as shown on above.
2	Turn on the power of equipment.
3	Run the software（QSPR V5.500.5975.23013）, and set the test mode and channel, then start to continue transmit or receive.

With Beamforming:

1	Setup the EUT and Client as shown on above.
2	Turn on the power of equipment.
3	Configure the client and connect the EUT.
4	Input RF commands, and set the test mode and channel, then traffic and test.

2. Technical Test

2.1. Summary of Test Result

☒ No deviations from the test standards

☐ Deviations from the test standards as below description:

Performed Test Item	Normative References	Limit	Result
Conducted Emission	FCC CFR Title 47 Part 15 Subpart E: 2015 Section 15.207	FCC 15.207	PASS
Radiated Emission	FCC CFR Title 47 Part 15 Subpart E: 2015 Section 15.209	FCC 15.209	PASS
Emission bandwidth and occupied bandwidth	FCC CFR Title 47 Part 15 Subpart E: 2015 Section 15.407(a)	FCC 15.407(e)	PASS
6dB Emission Bandwidth	FCC CFR Title 47 Part 15 Subpart E: 2015 Section 15.407(a)	FCC 15.407(e)	PASS
Power Output	FCC CFR Title 47 Part 15 Subpart E: 2015 Section 15.407(a)	FCC 15.407(a)	PASS
Peak Power Spectral Density	FCC CFR Title 47 Part 15 Subpart E: 2015 Section 15.407(a)	FCC 15.407(a)	PASS
Radiated Emission Band Edge	FCC CFR Title 47 Part 15 Subpart E: 2015 Section 15.205, 15.407(b)	FCC 15.407(b)	PASS
Frequency Stability	FCC CFR Title 47 Part 15 Subpart E: 2015 Section 15.407(g)	Within the band	PASS
Antenna Requirement	FCC CFR Title 47 Part 15 Subpart C: 2015 Section 15.203	FCC 15.203	PASS

2.2. Test Frequency configuration:

Modulation Mode	Channel	Frequency	Channel	Frequency	Channel	Frequency
802.11a/n(20MHz) /ac(20MHz)	52	5260MHz	60	5300MHz	64	5320MHz
	100	5500MHz	120	5600MHz	140	5700MHz
	144	5720MHz	N/A	N/A	N/A	N/A
802.11n(40MHz)/ ac(40MHz)	54	5270MHz	62	5310MHz	102	5510MHz
	118	5590MHz	134	5670MHz	142	5710MHz
802.11ac(80MHz)	58	5290MHz	106	5530MHz	122	5610MHz
	138	5690MHz	N/A	N/A	N/A	N/A

2.3. Power Parameter Value of the test software

APEX0365:

Test Mode	Frequency	Power Setting		
		Ant 0	Ant 1	Ant 0+1
802.11a	5260	-	-	19.5
	5300	-	-	19.5
	5320	-	-	19.5
	5500	-	-	18.5
	5600	-	-	18.5
	5700	-	-	18.5
	5720	-	-	18.5
802.11n(20MHz)	5260	-	-	20
	5300	-	-	19.5
	5320	-	-	19.5
	5500	-	-	19
	5600	-	-	18.5
	5700	-	-	18.5
	5720	-	-	18.5
802.11n(40MHz)	5270	-	-	20.5
	5310	-	-	20.5
	5510	-	-	20.5
	5590	-	-	20.5
	5670	-	-	20.5
	5710	-	-	20.5
802.11ac(20MHz)	5260	-	-	19.5
	5300	-	-	19.5
	5320	-	-	19.5
	5500	-	-	18.5
	5600	-	-	18.5
	5700	-	-	18.5
	5720	-	-	18.5
802.11ac(40MHz)	5270	-	-	20.5
	5310	-	-	20.5
	5510	-	-	20.5
	5590	-	-	20.5
	5670	-	-	20.5

	5710	-	-	20.5
802.11ac(80MHz)	5290	-	-	20.5
	5530	-	-	19.5
	5610	-	-	20.5
	5690	-	-	20.5

APEX0365 with Beamforming:

Test Mode	Frequency	Power Setting		
		Ant 0	Ant 1	Ant 0+1
802.11ac(20MHz)	5260	-	-	19
	5300	-	-	19
	5320	-	-	19
	5500	-	-	18.5
	5600	-	-	18.5
	5700	-	-	18.5
	5720	-	-	18.5
802.11ac(40MHz)	5270	-	-	20.5
	5310	-	-	20.5
	5510	-	-	20.5
	5590	-	-	20.5
	5670	-	-	20.5
	5710	-	-	20.5
802.11ac(80MHz)	5290	-	-	20.5
	5530	-	-	19.5
	5610	-	-	20.5
	5690	-	-	20.5

APEX0367:

Test Mode	Frequency	Power Setting		
		Ant 0	Ant 1	Ant 0+1
802.11a	5260	-	-	18.5
	5300	-	-	18.5
	5320	-	-	18.5
	5500	-	-	17.5
	5600	-	-	17.5
	5700	-	-	17.5
	5720	-	-	17.5
802.11n(20MHz)	5260	-	-	18.5
	5300	-	-	18.5
	5320	-	-	18.5
	5500	-	-	18
	5600	-	-	18
	5700	-	-	18
	5720	-	-	18
802.11n(40MHz)	5270	-	-	17.5
	5310	-	-	17.5
	5510	-	-	18.5
	5590	-	-	18.5
	5670	-	-	18.5
	5710	-	-	20
802.11ac(20MHz)	5260	-	-	18.5
	5300	-	-	18.5
	5320	-	-	18.5
	5500	-	-	18
	5600	-	-	18
	5700	-	-	18
	5720	-	-	18
802.11ac(40MHz)	5270	-	-	17.5
	5310	-	-	17.5
	5510	-	-	18.5
	5590	-	-	18.5
	5670			18.5
	5710			20

802.11ac(80MHz)	5290	-	-	16.5
	5530	-	-	16
	5610			16
	5690			20

APEX0367 with Beamforming:

Test Mode	Frequency	Power Setting		
		Ant 0	Ant 1	Ant 0+1
802.11ac(20MHz)	5260	-	-	18.5
	5300	-	-	18.5
	5320	-	-	18.5
	5500	-	-	18
	5600	-	-	18
	5700	-	-	18
	5720	-	-	18
802.11ac(40MHz)	5270	-	-	20
	5310	-	-	17.5
	5510	-	-	18.5
	5590	-	-	20
	5670	-	-	20
	5710	-	-	20
802.11ac(80MHz)	5290	-	-	16.5
	5530	-	-	16
	5610	-	-	20
	5690	-	-	20

2.4. Power vs Data Rate

MCS Index for 802.11n	Spatial Streams	Data Rate (Mbps)						
		802.11b	802.11g	802.11a	20MHz Bandwidth		40MHz Bandwidth	
					800ns GI	400ns GI	800ns GI	400ns GI
0	1	1	6	6	6.5	7.2	13.5	15.0
1	1	2	9	9	13.0	14.4	27.0	30.0
2	1	5.5	12	12	19.5	21.7	40.5	45.0
3	1	11	18	18	26.0	28.9	54.0	60.0
4	1	---	24	24	39.0	43.3	81.0	90.0
5	1	---	36	36	52.0	57.8	108.0	120.0
6	1	---	48	48	58.5	65.0	121.5	135.0
7	1	---	54	54	65.0	72.2	135.0	150.0
Note 1 : The blue form is the maximum power data rate.								

Spatial Streams (Note1)	MCS Index	Modulation type	Coding rate	Data Rate(Mb/s)							
				20MHz		40MHz		80MHz		160MHz	
				Guard Interval		Guard Interval		Guard Interval		Guard Interval	
				800ns	400ns	800ns	400ns	800ns	400ns	800ns	400ns
1	0	BPSK	1/2	6.5	7.2	13.5	15	29.3	32.5	58.5	65
	1	QPSK	1/2	13	14.4	27	30	58.5	65	117	130
	2	QPSK	3/4	19.5	21.7	40.5	45	87.8	97.5	175.5	195
	3	16-QAM	1/2	26	28.9	54	60	117	130	234	260
	4	16-QAM	3/4	39	43.3	81	90	175.5	195	351	390
	5	64-QAM	2/3	52	57.8	108	120	234	260	468	520
	6	64-QAM	3/4	58.5	65	121.5	135	263.3	292.5	526.5	585
	7	64-QAM	5/6	65	72.2	135	150	292.5	325	585	650
	8	256-QAM	3/4	78	86.7	162	180	351	390	702	780
	9	256-QAM	5/6	N/A	N/A	180	200	390	433.3	780	866.7
Note 1 : The blue form is the maximum power data rate.											

2.5. Duty Cycle

APEX0365:

Test Mode	Tx On (ms)	Tx Off (ms)	VBW	Tx On + Tx Off (ms)	Duty Cycle
802.11a	2.01	0.10	510Hz	2.11	95.26%
802.11 n(20MHz)	4.92	0.09	220Hz	5.01	98.20%
802.11n(40MHz)	2.37	0.12	430Hz	2.49	95.18%
802.11ac(20MHz)	4.95	0.11	220Hz	5.06	97.92%
802.11ac(40MHz)	2.36	0.13	430Hz	2.49	94.78%
802.11ac(80MHz)	1.11	0.10	910Hz	1.21	92.53%
802.11ac(20MHz) with Beamforming	4.92	0.11	220Hz	5.03	97.81%
802.11ac(40MHz) with Beamforming	2.36	0.13	430Hz	2.49	94.78%
802.11ac(80MHz) with Beamforming	1.11	0.10	910Hz	1.21	91.74%

Note 1: T means the minimum transmission duration over which the transmitter is on and is transmitting at its maximum power control level for the tested mode of operation.

Note 2: According to KDB 789033, when test for Radiated Emission Band Edge and Radiated Emission, VBW ≥ 1/T will be used.

802.11a

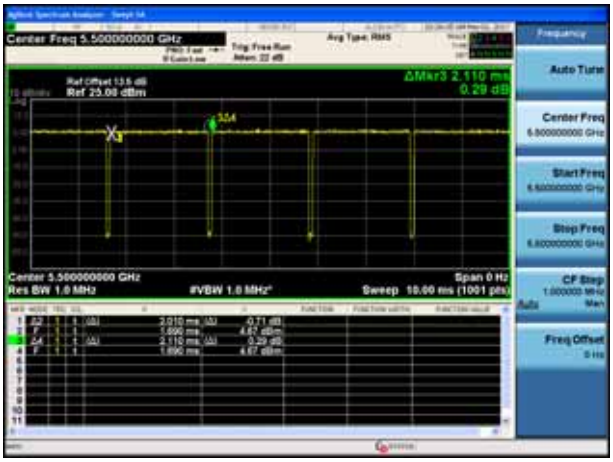

802.11n(20MHz)

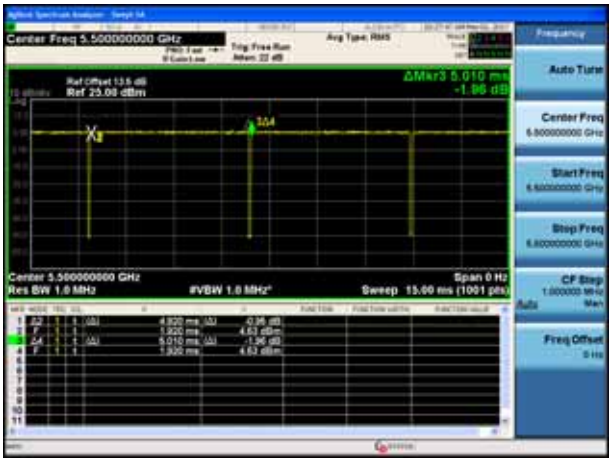

802.11n(40MHz)

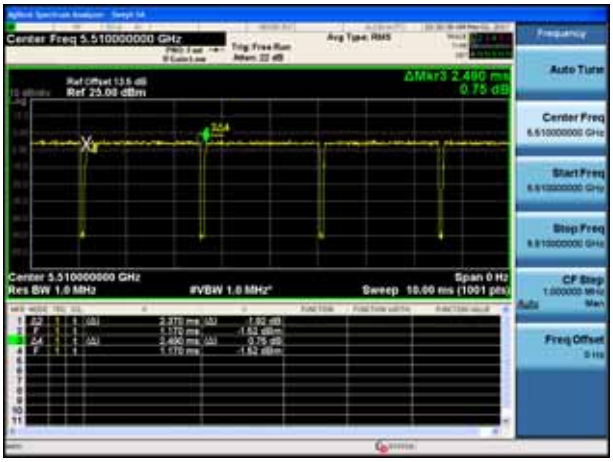

802.11ac(20MHz)

802.11ac(40MHz)

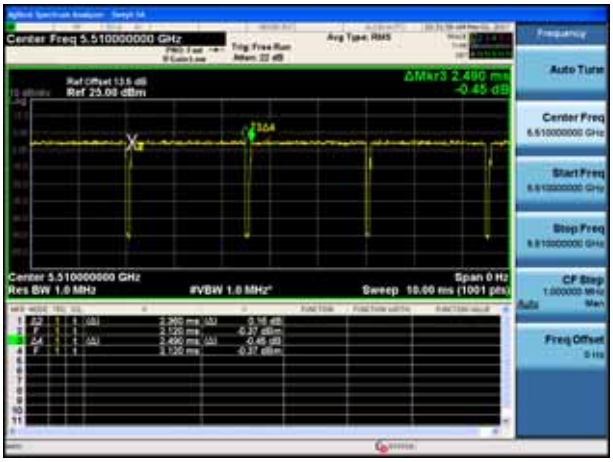

802.11ac(80MHz)

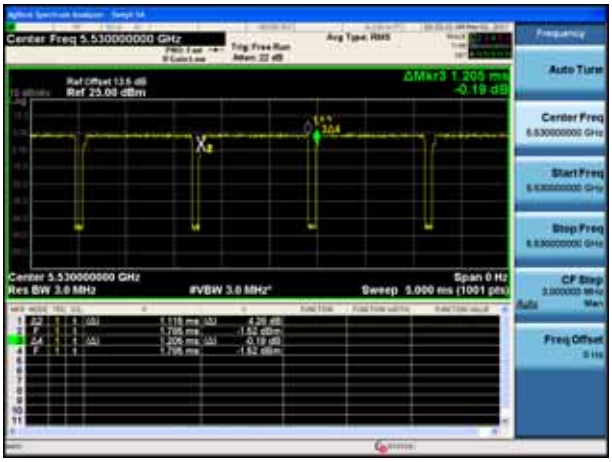

802.11ac(20MHz) with Beamforming

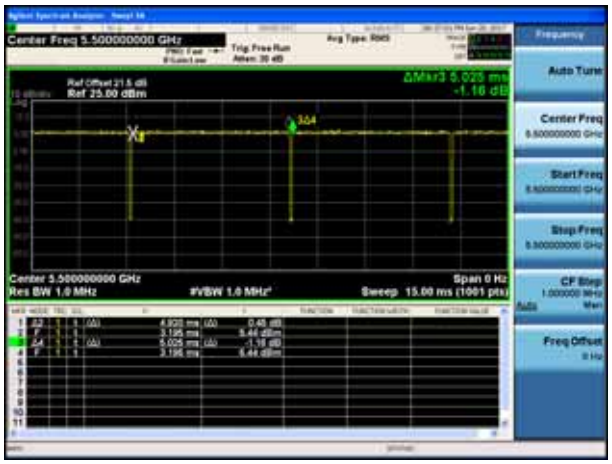

802.11ac(40MHz) with Beamforming

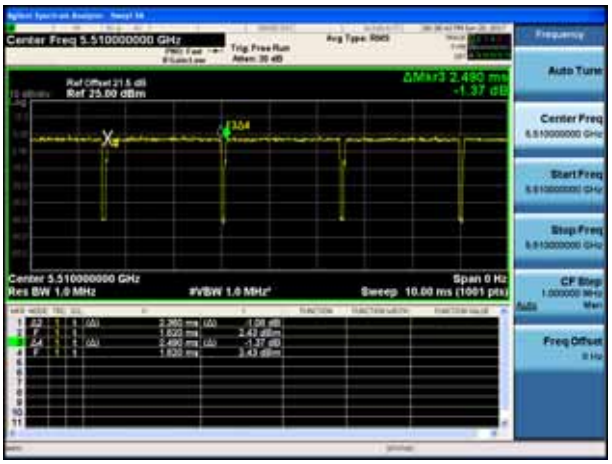

802.11ac(80MHz) with Beamforming

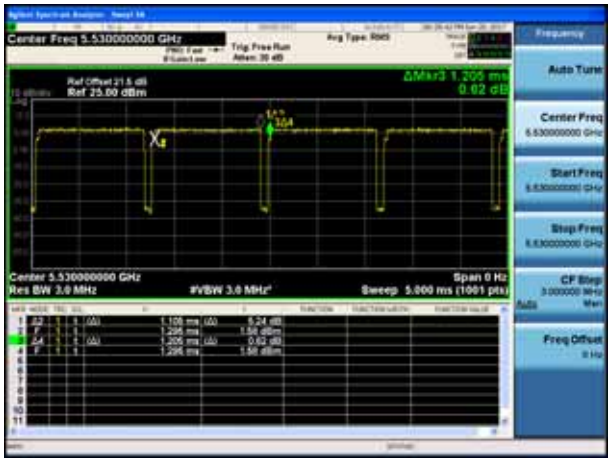

APEX0367:

Test Mode	Tx On (ms)	Tx Off (ms)	VBW	Tx On + Tx Off (ms)	Duty Cycle
802.11a	2.02	0.09	510Hz	2.11	95.50%
802.11n(20MHz)	4.94	0.11	220Hz	5.04	97.92%
802.11n(40MHz)	2.37	0.12	430Hz	2.49	95.18%
802.11ac(20MHz)	4.95	0.11	220Hz	5.06	97.92%
802.11ac(40MHz)	2.37	0.13	430Hz	2.50	94.80%
802.11ac(80MHz)	1.10	0.12	910Hz	1.22	90.12%
802.11ac(20MHz) with Beamforming	4.94	0.10	220Hz	5.04	98.02%
802.11ac(40MHz) with Beamforming	2.38	0.11	430Hz	2.49	95.58%
802.11ac(80MHz) with Beamforming	1.10	0.12	910Hz	1.22	90.16%

Note 1: T means the minimum transmission duration over which the transmitter is on and is transmitting at its maximum power control level for the tested mode of operation.

Note 2: According to KDB 789033, when test for Radiated Emission Band Edge and Radiated Emission, VBW ≥ 1/T will be used.

802.11a

802.11n(20MHz)

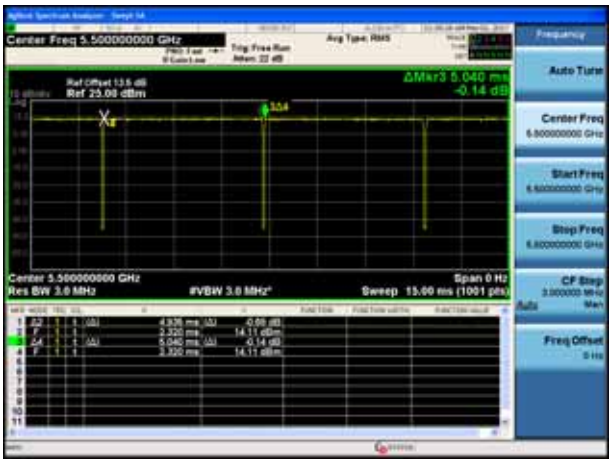

802.11n(40MHz)

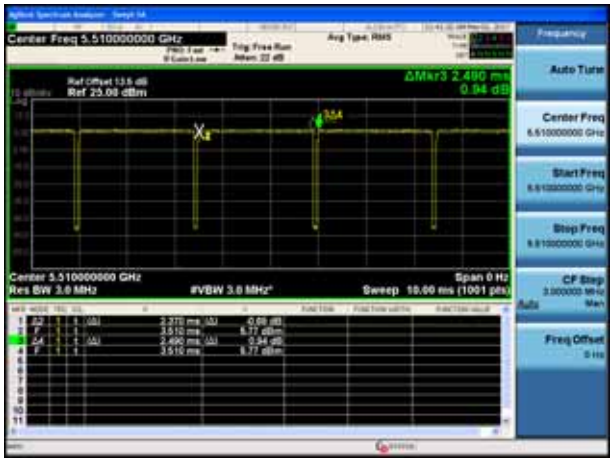

802.11ac(20MHz)

802.11ac(40MHz)

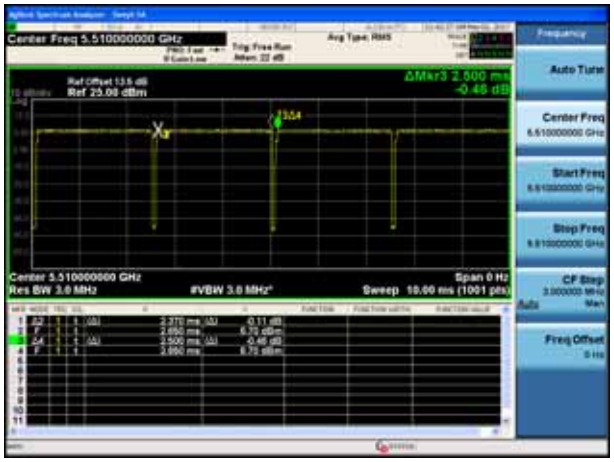

802.11ac(80MHz)

802.11ac(20MHz) with Beamforming

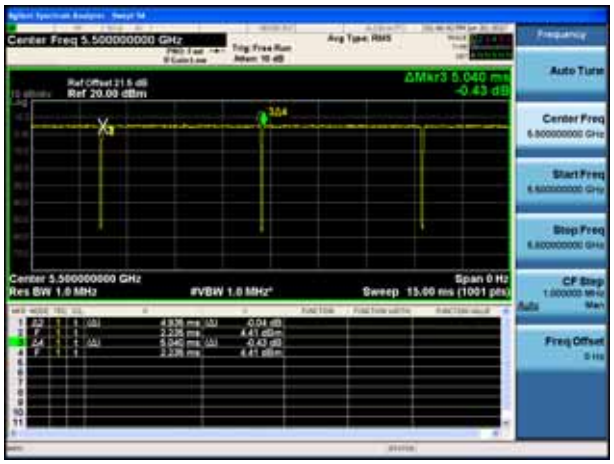

802.11ac(40MHz) with Beamforming

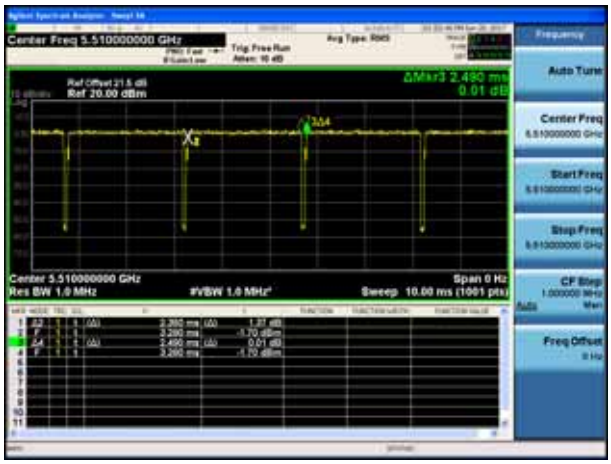

802.11ac(80MHz) with Beamforming

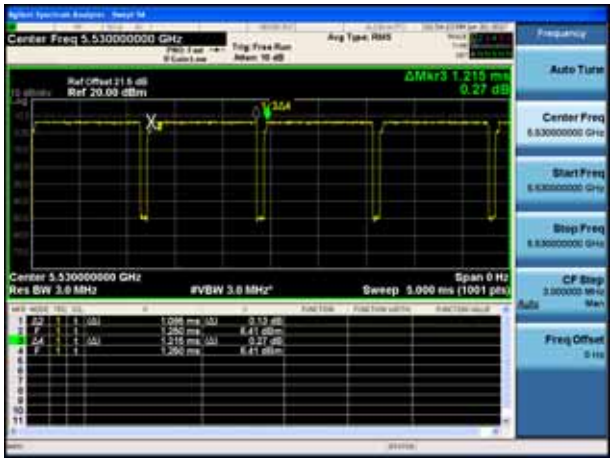

2.6. Test Environment

Items	Required (IEC 68-1)	Actual
Temperature (°C)	15-35	21
Humidity (%RH)	25-75	50
Barometric pressure (mbar)	860-1060	950-1000

2.7. Uncertainty

Test Items	Uncertainty
AC Power Line Conducted Emission	±2.02dB
Radiated Emission	Below 1GHz ±3.8 dB
	Above 1GHz ±3.9 dB
RF Antenna Port Conducted Emission	±1.27dB
Radiated Emission Band Edge	±3.9dB
Occupied Bandwidth	±1kHz
Power Spectral Density	±1.27dB
Frequency Stability	±100 Hz

3. Conducted Emission

3.1. Test Equipment

Conducted Emission / TR-1					
Instrument	Manufacturer	Type No.	Serial No.	Cal. Date	Cal. Due Date
EMI Test Receiver	R&S	ESCI	100906	2017.03.05	2018.03.04
Two-Line V-Network	R&S	ENV 216	101189	2016.06.16	2017.07.15
Two-Line V-Network	R&S	ENV 216	101044	2016.09.16	2017.09.15
50ohm Coaxial Switch	Anritsu	MP59B	6200464462	N/A	N/A
50ohm Termination	SHX	TF2	07081402	2016.09.16	2017.09.15
Temperature/Humidity Meter	Zhichen	ZC1-2	TR1-TH	2017.01.04	2018.01.03
Note: All equipments are calibrated with traceable calibrations. Each calibration is traceable to the national or international standards.					

3.2. Test Setup

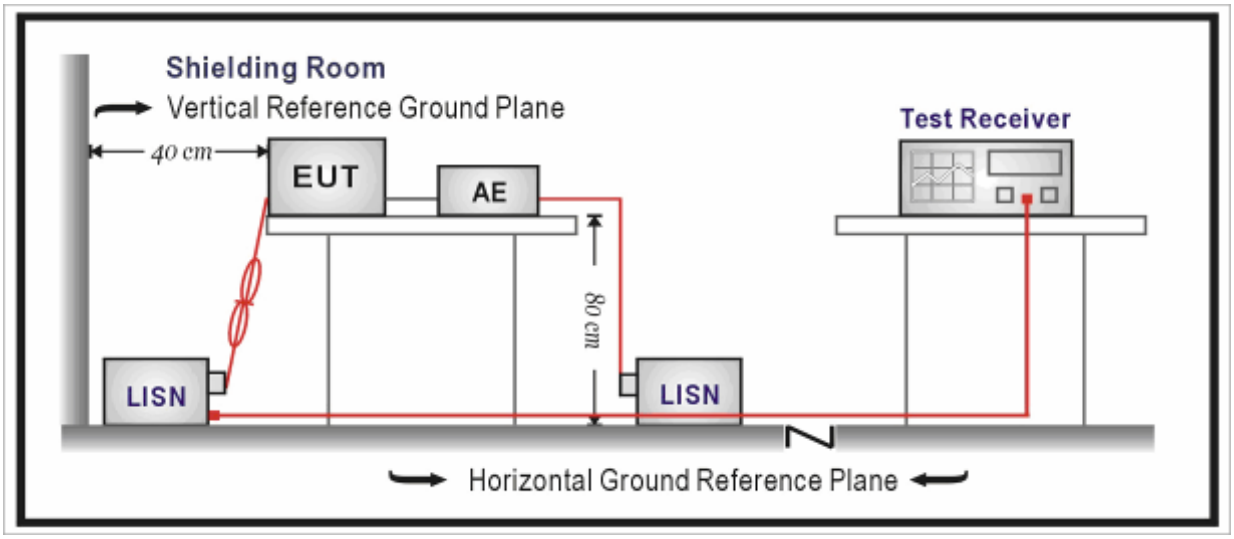

3.3. Limit

Frequency (MHz)	QP (dB μ V)	AV (dB μ V)
0.15 - 0.50	66 – 56	56 – 46
0.50 - 5.0	56	46
5.0 - 30	60	50
Note 1: The lower limit shall apply at the transition frequencies. Note 2: The limit decreases linearly with the logarithm of the frequency in the range 0.15 MHz to 0.5 MHz.		

3.4. Test Procedure

Test Method			
	References Rule	Chapter	Item
☒	ANSI C63.10-2013	6.2	Standard test method for ac power-line conducted emissions from unlicensed wireless devices
☒	ANSI C63.4-2014	7	AC power-line conducted emission measurements

3.5. Test Result

APEX0365:

Site: TR1	Time: 2017/01/18 - 14:37
Limit: FCC_Part15.107_CE_AC Power_ClassB	Margin: 0
Probe: ENV216_101190(0.009-30MHz)	Polarity: Line
EUT: Access Point	Power: PoE 57V
Note: Mode 1	

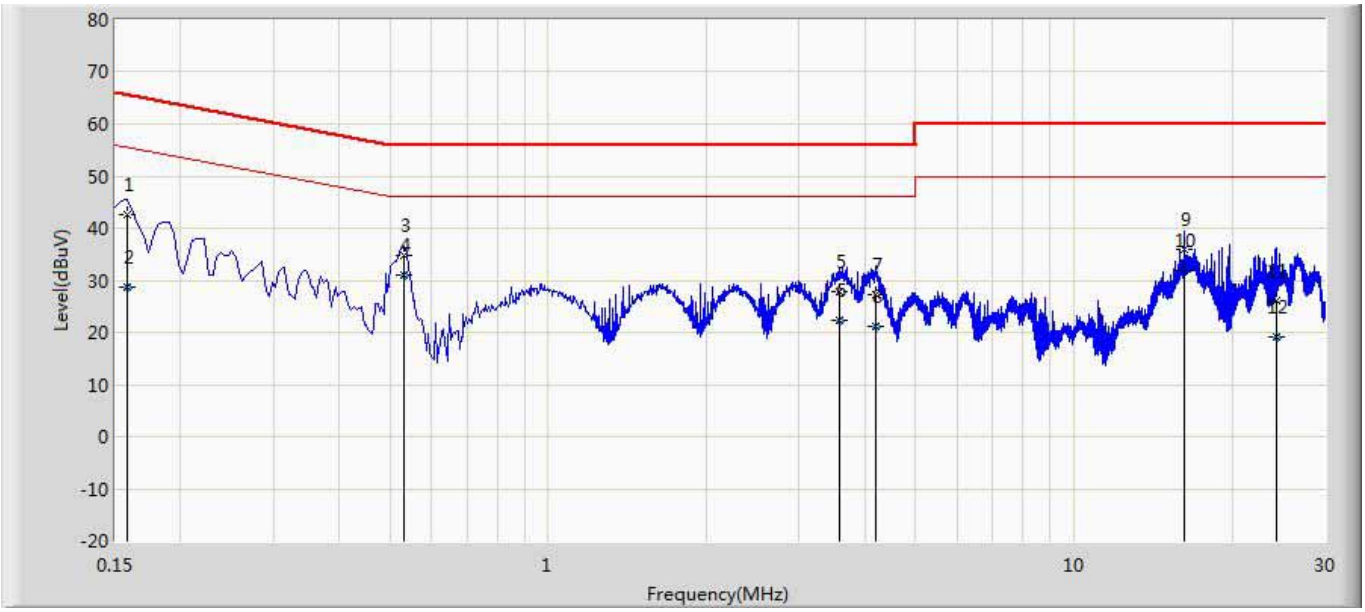

No	Mark	Frequency (MHz)	Measure Level (dBuV)	Reading Level (dBuV)	Over Limit (dB)	Limit (dBuV)	Probe (dB)	Cable (dB)	Amp (dB)	Type
1		0.158	42.586	32.955	-22.982	65.568	9.608	0.022	0.000	QP
2		0.158	28.689	19.059	-26.879	55.568	9.608	0.022	0.000	AV
3		0.530	34.921	25.273	-21.079	56.000	9.600	0.048	0.000	QP
4	*	0.530	30.992	21.343	-15.008	46.000	9.600	0.048	0.000	AV
5		3.578	27.897	18.136	-28.103	56.000	9.636	0.126	0.000	QP
6		3.578	22.306	12.544	-23.694	46.000	9.636	0.126	0.000	AV
7		4.210	27.337	17.558	-28.663	56.000	9.647	0.132	0.000	QP
8		4.210	21.303	11.524	-24.697	46.000	9.647	0.132	0.000	AV
9		16.230	35.943	25.718	-24.057	60.000	9.959	0.266	0.000	QP
10		16.230	31.771	21.546	-18.229	50.000	9.959	0.266	0.000	AV
11		24.294	26.223	15.469	-33.777	60.000	10.423	0.331	0.000	QP
12		24.294	19.163	8.408	-30.837	50.000	10.423	0.331	0.000	AV

Note:

1. All Readings below 1GHz are Quasi-Peak, above are performed with peak and/or average

measurements as necessary.

2. " * ", means this data is the worst emission level.

3. Measurement Level = Reading Level + Factor(Probe+Cable-Amp).

Site: TR1	Time: 2017/01/18 - 14:37
Limit: FCC_Part15.107_CE_AC Power_ClassB	Margin: 0
Probe: ENV216_101190(0.009-30MHz)	Polarity: Neutral
EUT: Access Point	Power: PoE 57V
Note: Mode 1	

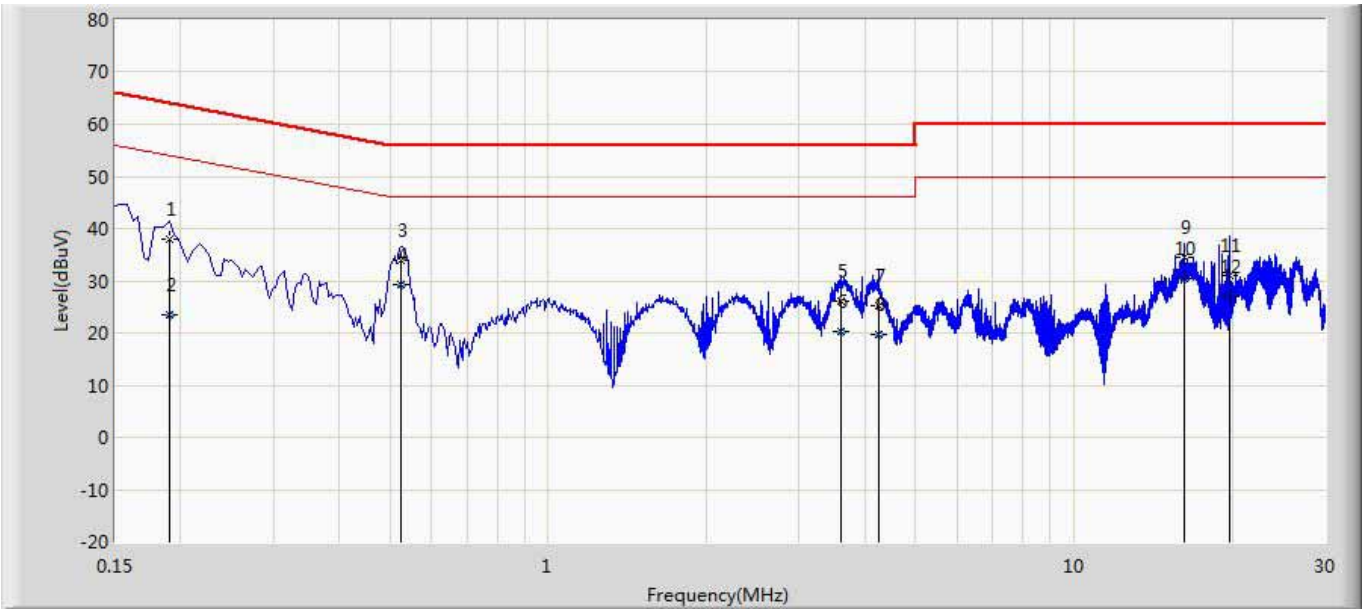

No	Mark	Frequency (MHz)	Measure Level (dBuV)	Reading Level (dBuV)	Over Limit (dB)	Limit (dBuV)	Probe (dB)	Cable (dB)	Amp (dB)	Type
1		0.190	37.842	28.217	-26.195	64.037	9.598	0.028	0.000	QP
2		0.190	23.602	13.977	-30.435	54.037	9.598	0.028	0.000	AV
3		0.526	33.905	24.267	-22.095	56.000	9.590	0.048	0.000	QP
4	*	0.526	29.251	19.614	-16.749	46.000	9.590	0.048	0.000	AV
5		3.606	26.162	16.406	-29.838	56.000	9.631	0.125	0.000	QP
6		3.606	20.296	10.540	-25.704	46.000	9.631	0.125	0.000	AV
7		4.258	25.317	15.542	-30.683	56.000	9.640	0.135	0.000	QP
8		4.258	19.691	9.915	-26.309	46.000	9.640	0.135	0.000	AV
9		16.226	34.508	24.229	-25.492	60.000	10.014	0.266	0.000	QP
10		16.226	30.368	20.088	-19.632	50.000	10.014	0.266	0.000	AV
11		19.710	31.063	20.603	-28.937	60.000	10.167	0.294	0.000	QP
12		19.710	26.979	16.518	-23.021	50.000	10.167	0.294	0.000	AV

Note: 1. All Readings below 1GHz are Quasi-Peak, above are performed with peak and/or average measurements as necessary.

2. " * ", means this data is the worst emission level.

3. Measurement Level = Reading Level + Factor(Probe+Cable-Amp).

APEX0367:

Site: TR1	Time: 2017/01/18 - 14:34
Limit: FCC_Part15.107_CE_AC Power_ClassB	Margin: 0
Probe: ENV216_101190(0.009-30MHz)	Polarity: Line
EUT: Access Point	Power: PoE 57V
Note: Mode 1	

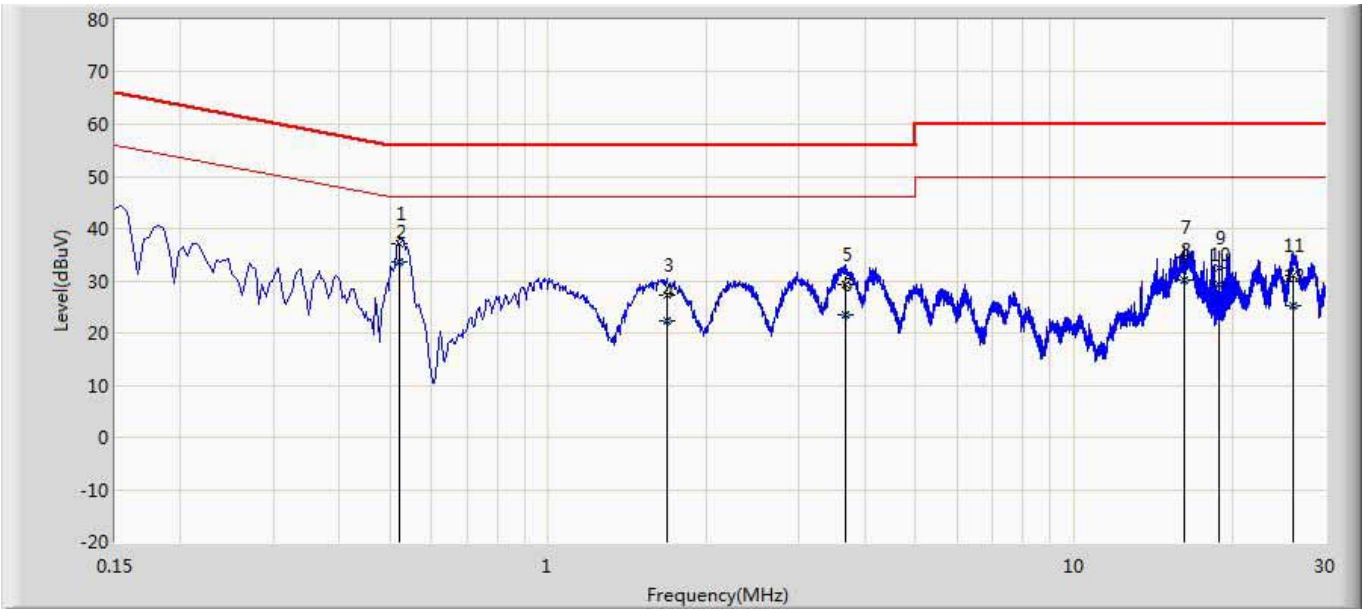

No	Mark	Frequency (MHz)	Measure Level (dBuV)	Reading Level (dBuV)	Over Limit (dB)	Limit (dBuV)	Probe (dB)	Cable (dB)	Amp (dB)	Type
1		0.522	36.988	27.342	-19.012	56.000	9.600	0.047	0.000	QP
2	*	0.522	33.493	23.846	-12.507	46.000	9.600	0.047	0.000	AV
3		1.678	27.148	17.460	-28.852	56.000	9.610	0.078	0.000	QP
4		1.678	22.449	12.761	-23.551	46.000	9.610	0.078	0.000	AV
5		3.674	29.163	19.399	-26.837	56.000	9.638	0.126	0.000	QP
6		3.674	23.532	13.768	-22.468	46.000	9.638	0.126	0.000	AV
7		16.166	34.456	24.238	-25.544	60.000	9.956	0.262	0.000	QP
8		16.166	30.091	19.873	-19.909	50.000	9.956	0.262	0.000	AV
9		18.918	32.417	22.041	-27.583	60.000	10.088	0.288	0.000	QP
10		18.918	29.323	18.947	-20.677	50.000	10.088	0.288	0.000	AV
11		26.058	31.123	20.330	-28.877	60.000	10.451	0.342	0.000	QP
12		26.058	25.282	14.490	-24.718	50.000	10.451	0.342	0.000	AV

Note:1. All Readings below 1GHz are Quasi-Peak, above are performed with peak and/or average measurements as necessary.

2. " * ", means this data is the worst emission level.

3. Measurement Level = Reading Level + Factor(Probe+Cable-Amp).

Site: TR1	Time: 2017/01/18 - 14:29
Limit: FCC_Part15.107_CE_AC Power_ClassB	Margin: 0
Probe: ENV216_101190(0.009-30MHz)	Polarity: Neutral
EUT: Access Point	Power: PoE 57V
Note: Mode 1	

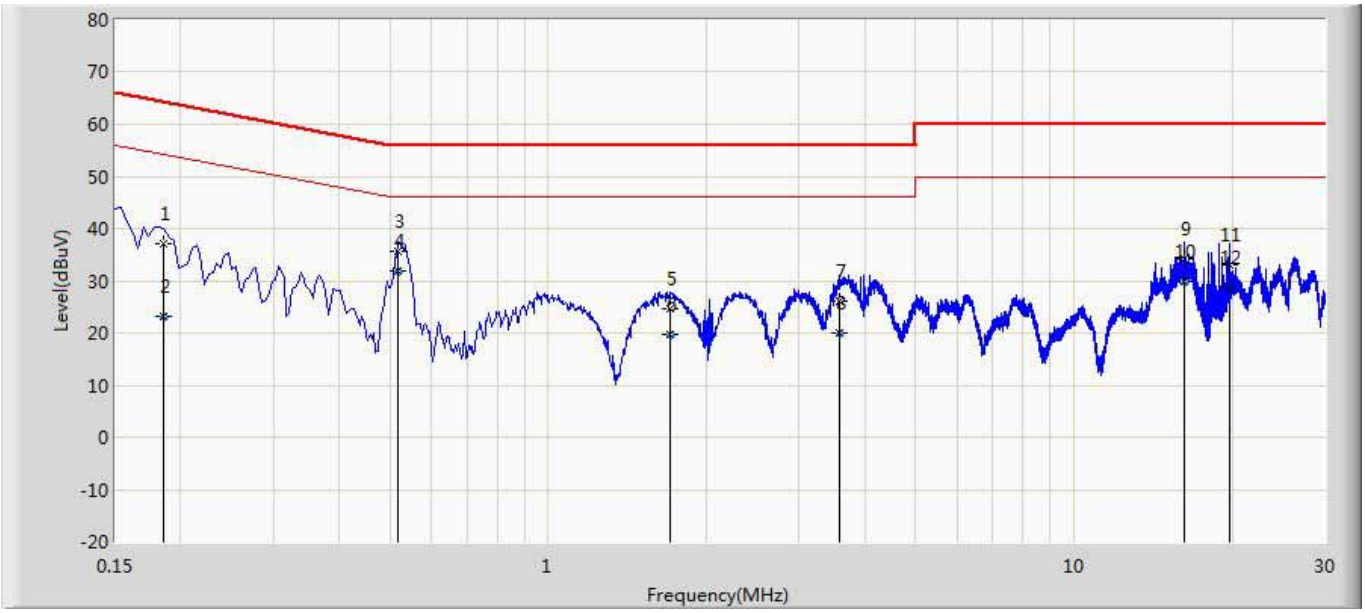

No	Mark	Frequency (MHz)	Measure Level (dBuV)	Reading Level (dBuV)	Over Limit (dB)	Limit (dBuV)	Probe (dB)	Cable (dB)	Amp (dB)	Type
1		0.186	37.063	27.439	-27.150	64.213	9.597	0.027	0.000	QP
2		0.186	23.268	13.644	-30.945	54.213	9.597	0.027	0.000	AV
3		0.518	35.510	25.874	-20.490	56.000	9.590	0.046	0.000	QP
4	*	0.518	31.879	22.243	-14.121	46.000	9.590	0.046	0.000	AV
5		1.706	24.652	14.966	-31.348	56.000	9.604	0.082	0.000	QP
6		1.706	19.847	10.161	-26.153	46.000	9.604	0.082	0.000	AV
7		3.578	26.111	16.354	-29.889	56.000	9.631	0.126	0.000	QP
8		3.578	19.944	10.187	-26.056	46.000	9.631	0.126	0.000	AV
9		16.166	34.134	23.860	-25.866	60.000	10.011	0.262	0.000	QP
10		16.166	29.775	19.501	-20.225	50.000	10.011	0.262	0.000	AV
11		19.710	32.988	22.527	-27.012	60.000	10.167	0.294	0.000	QP
12		19.710	28.682	18.221	-21.318	50.000	10.167	0.294	0.000	AV

Note:

1. All Readings below 1GHz are Quasi-Peak, above are performed with peak and/or average measurements as necessary.
2. " * ", means this data is the worst emission level.
3. Measurement Level = Reading Level + Factor(Probe+Cable-Amp).

4. Radiated Emission

4.1. Test Equipment

Radiated Emission / AC-2					
Instrument	Manufacturer	Type No.	Serial No.	Cal. Date	Cal. Due Date
EMI Test Receiver	R&S	ESCI	100573	2017.03.29	2018.03.28
Loop Antenna	R&S	HFH2-Z2	833799/003	2016.11.16	2017.11.15
Bilog Antenna	Teseq GmbH	CBL6112D	27611	2016.10.16	2017.10.15
Coaxial Cable	Huber+Suhner	SUCOFLEX 106	AC2-C	2017.03.02	2018.03.01
Temperature/Humidity Meter	Zhichen	ZC1-2	AC2-TH	2017.01.03	2018.01.02

Radiated Emission / AC-5					
Instrument	Manufacturer	Type No.	Serial No.	Cal. Date	Cal. Due Date
Preamplifier	Miteq	NSP1800-25	1364185	2016.05.06	2017.05.05
Preamplifier	DEKRA Testing and Certification (Suzhou) Co., Ltd.	AP-040G	CHM-0906001	2017.05.06	2018.05.05
DRG Horn	ETS-Lindgren	3117	00123988	2017.01.22	2018.01.21
Broad-Band Horn Antenna	Schwarzbeck	BBHA9170	294	2016.11.25	2017.11.24
Coaxial Cable	Huber+Suhner	SUCOFLEX 106	AC5-C1	2017.03.02	2018.03.01
Coaxial Cable	Huber+Suhner	SUCOFLEX 106	AC5-C2	2017.03.02	2018.03.01
Coaxial Cable	Huber+Suhner	SUCOFLEX 102	AC5-C3	2017.03.02	2018.03.01
EMI Receiver	Agilent	N9038A	MY51210196	2016.06.10	2017.06.09
Temperature/Humidity Meter	Zhichen	ZC1-2	AC5-TH	2017.01.03	2018.01.02
Note: All equipments are calibrated with traceable calibrations. Each calibration is traceable to the national or international standards.					

4.2. Test Setup

Below 30MHz Test Setup:

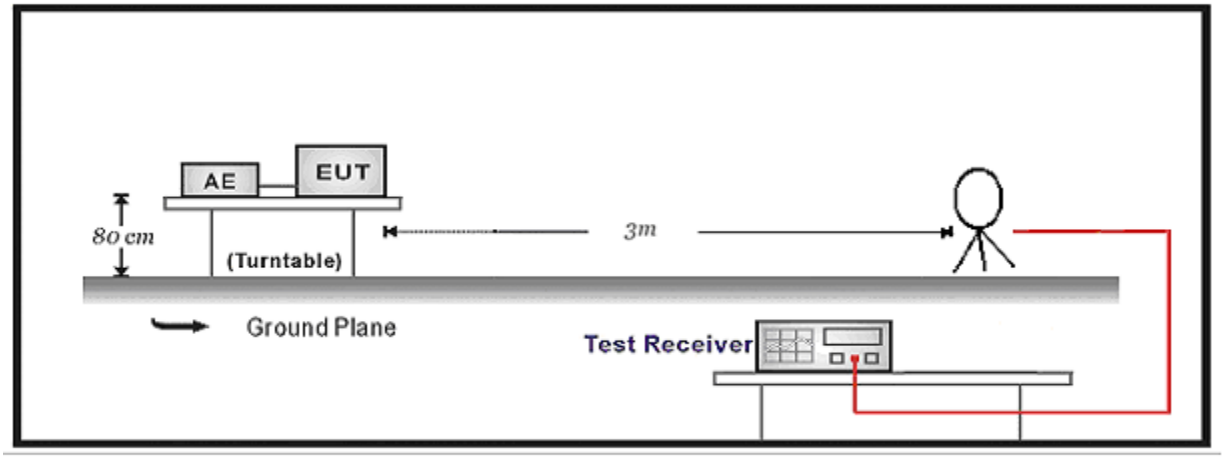

30MHz-1GHz Test Setup:

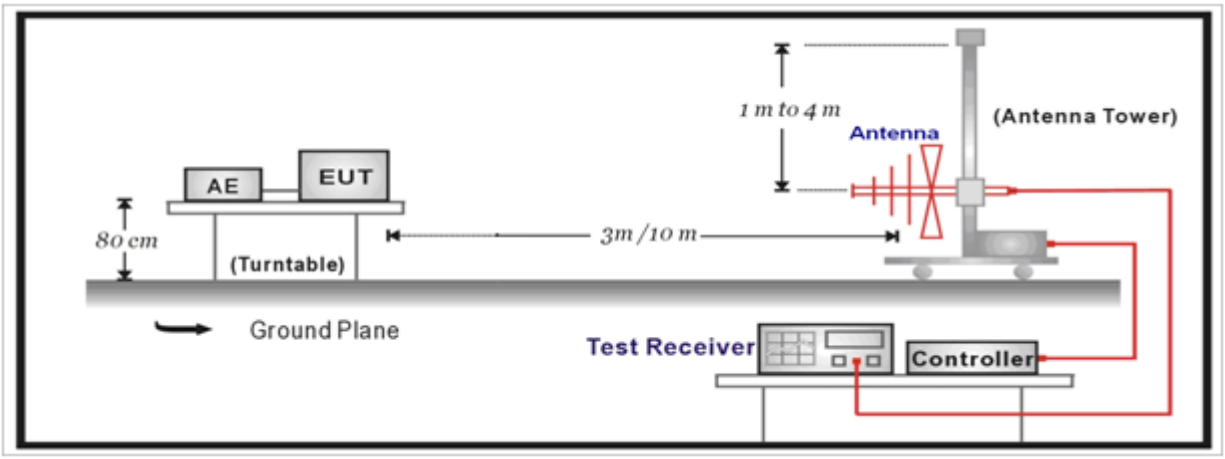

Above 1GHz Test Setup:

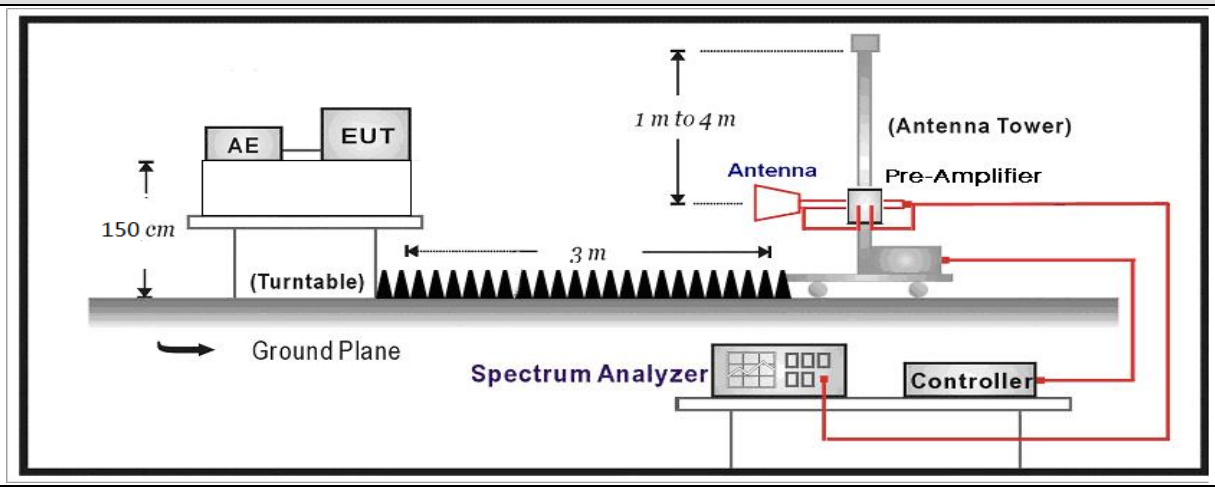

4.3. Limit

FCC Part 15 Subpart C Paragraph 15.209 (Restricted Band Emissions Limit)		
Frequency (MHz)	Distance (m)	Level (dB μ V/m)
0.009-0.490	300	2400/F(kHz)
0.490-1.705	30	24000/F(kHz)
1.705-30.0	30	30
30-88	3	100**
88-216	3	150**
216-960	3	200**
Above 960	3	500

Note 1: At frequencies below 30 MHz, measurements may be performed at a distance closer than that specified in the regulations; however, an attempt should be made to avoid making measurements in the near field. Pending the development of an appropriate measurement procedure for measurements performed below 30 MHz, when performing measurements at a closer distance than specified, the results shall be extrapolated to the specified distance by either making measurements at a minimum of two distances on at least one radial to determine the proper extrapolation factor or by using the square of an inverse linear distance extrapolation factor (40 dB/decade).

Note 2: At frequencies at or above 30 MHz, measurements may be performed at a distance other than what is specified provided: measurements are not made in the near field except where it can be shown that near field measurements are appropriate due to the characteristics of the device; and it can be demonstrated that the signal levels needed to be measured at the distance employed can be detected by the measurement equipment. Measurements shall not be performed at a distance greater than 30 meters unless it can be further demonstrated that measurements at a distance of 30 meters or less are impractical. When performing measurements at a distance other than that specified, the results shall be extrapolated to the specified distance using an extrapolation factor of 20 dB/decade (inverse linear-distance for field strength measurements; inverse-linear-distance-squared for power density measurements).

FCC Part 15 Subpart C Paragraph 15.205 (Restricted Band)			
Frequency (MHz)	Frequency (MHz)	Frequency (MHz)	Frequency (GHz)
0.090 – 0.110	16.42 – 16.423	399.9 – 410	4.5 – 5.15
0.495 – 0.505	16.69475 –16.69525	608 – 614	5.35 – 5.46
2.1735 – 2.1905	16.80425 – 16.80475	960 – 1240	7.25 – 7.75
4.125 – 4.128	25.5 – 25.67	1300 – 1427	8.025 – 8.5
4.17725 – 4.17775	37.5 – 38.25	1435 – 1626.5	9.0 – 9.2
4.20725 – 4.20775	73 – 74.6	1645.5 – 1646.5	9.3 – 9.5
6.215 – 6.218	74.8 – 75.2	1660 – 1710	10.6 – 12.7
6.26775 – 6.26825	108 – 121.94	1718.8 – 1722.2	13.25 – 13.4
6.31175 – 6.31225	123 – 138	2200 – 2300	14.47 – 14.5
8.291 – 8.294	149.9 – 150.05	2310 – 2390	15.35 – 16.2
8.362 – 8.366	156.52475 – 156.52525	2483.5 – 2500	17.7 – 21.4
8.37625 – 8.38675	156.7 – 156.9	2690 – 2900	22.01 – 23.12
8.81425 – 8.81475	162.0125 – 167.17	3260 – 3267	23.6 – 24.0
12.29 – 12.293	167.72 – 173.2	3332 – 3339	31.2 – 31.8
12.51975–12.52025	240 – 285	3345.8 – 3358	36.43 – 36.5
12.57675–12.57725	322 – 335.4	3600 – 4400	
13.36 – 13.41			

FCC Part 15 Subpart C Paragraph 15.407(5)(b) (Unrestricted Band Emissions Limit)		
Operating Frequency Band (MHz)	EIRP Limit (dBm/MHz)	Equivalent Field Strength at 3m (dB μ V/m)
5150 - 5250	-27	68.3
5250 - 5350	-27	68.3
5470 - 5725	-27	68.3

FCC 16-24-A1	
Operating Frequency Band (MHz)	EIRP Limit (dBm/MHz)
5725 - 5825	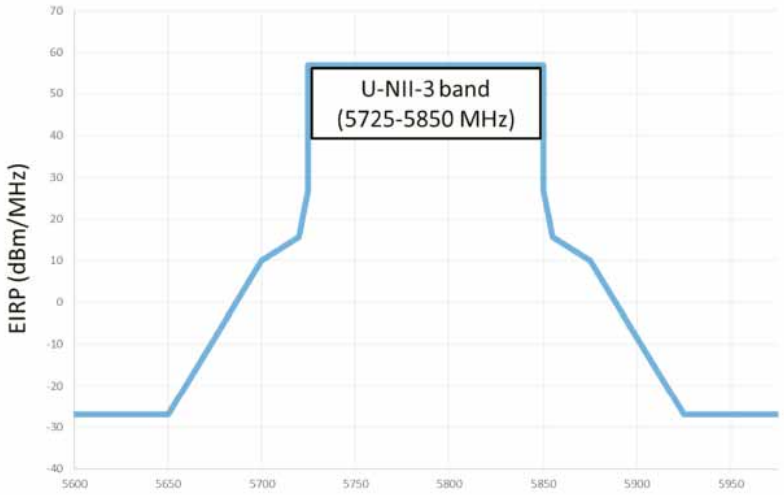

4.4. Test Procedure

Test Method					
	References Rule			Chapter	Description
☐	ANSI C63.10			12.7.3	Emissions in non-restricted frequency bands
☒	ANSI C63.10			12.7.2	Emissions in restricted frequency bands
	☒	ANSI C63.10		12.7.5	Radiated emission measurements
	☒	ANSI C63.10		12.7.6	Procedure for peak unwanted emissions measurements above 1000 MHz
	☒	ANSI C63.10		12.7.7	Procedures for average unwanted emissions measurements above 1000 MHz
		☐	ANSI C63.10	12.7.7.2	Method AD (average detection)—primary method
		☒	ANSI C63.10	12.7.7.3	Method VB-A (Alternative)
	☒	ANSI C63.10		6.4	Radiated emissions from unlicensed wireless devices below 30 MHz
	☒	ANSI C63.10		6.5	Radiated emissions from unlicensed wireless devices in the frequency range of 30 MHz to 1000 MHz
	☒	ANSI C63.10		6.6	Radiated emissions from unlicensed wireless devices above 1 GHz
☐	FCC KDB 789033 D02v01r04			G.2	Unwanted Emissions that fall Outside of the Restricted Bands
☐	FCC KDB 789033 D02v01r04			G.1	Unwanted Emissions in the Restricted Bands
	☐	FCC KDB 789033 D02v01r04		G.4	Procedure for Unwanted Emissions Measurements below 1000 MHz
	☐	FCC KDB 789033 D02v01r04		G.5	Procedure for Unwanted Maximum Emissions Measurements above 1000 MHz
	☐	FCC KDB 789033 D02v01r04		G.6	Procedures for Average Unwanted Emissions Measurements above 1000 MHz
		☐	FCC KDB 789033 D02v01r04	G.6.c	Method AD (Average detection)—primary method
		☐	FCC KDB 789033 D02v01r04	G.6.d	Method VB (Averaging using reduced video bandwidth): Alternative method.

4.5. EUT test Axis definition

Item	Radiated Emission			
Device Category	☒	Outdoor AP		
	☐	Indoor AP		
	☐	Fixed point-to-point AP		
	☒	Outdoor fixed point-to-multipoint AP		
	☐	Client		
Test mode	Mode 1-9			
Test method	☒	Radiated		
		X Axis	Y Axis	Z Axis
			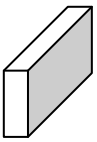	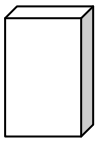
		Worst Axis ☐	Worst Axis ☐	Worst Axis ☒
	☐	Conducted		
	☐	Chain 1		
		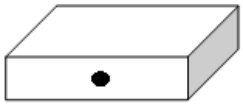		
	☐	Chain 1	Chain 2	
		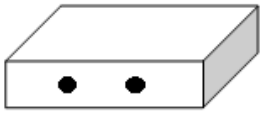		
	☐	Chain 1	Chain 2	Chain 3

4.6. Test Result

APEX0365:

Engineer: Damon	
Site: AC5	Time: 2017/06/07 - 16:58
Limit: FCC_Part15.209_RE(3m)	Margin: 0
Probe: Horn_3117_00167055(1-18GHz)	Polarity: Horizontal
EUT: ACCESS POINT	Power: AC 120V/60Hz
Note: Mode 1:Transmit at channel 5260MHz by 11A	

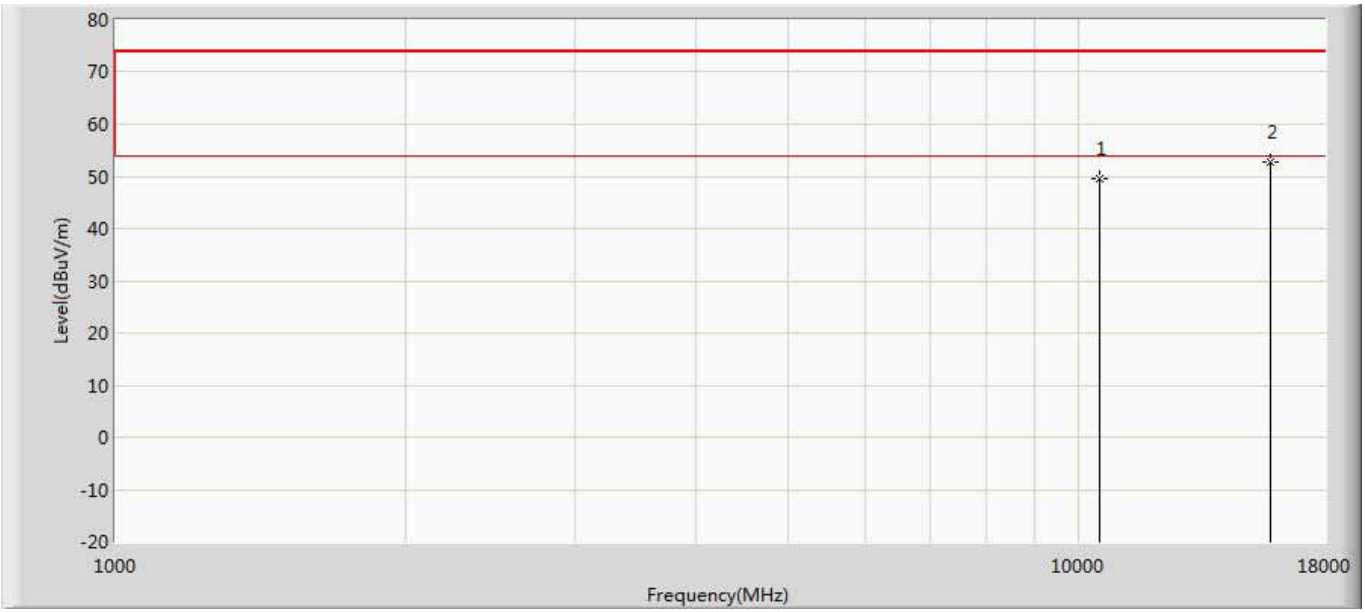

No	Mark	Frequency (MHz)	Measure Level (dBuV/m)	Reading Level (dBuV)	Over Limit (dB)	Limit (dBuV/m)	Factor (dB)	Type
1		10520.000	49.570	35.967	-24.430	74.000	13.603	PK
2	*	15780.000	52.855	33.265	-21.145	74.000	19.590	PK

Engineer: Damon	
Site: AC5	Time: 2017/06/07 - 16:58
Limit: FCC_Part15.209_RE(3m)	Margin: 0
Probe: Horn_3117_00167055(1-18GHz)	Polarity: Vertical
EUT: ACCESS POINT	Power: AC 120V/60Hz
Note: Mode 1:Transmit at channel 5260MHz by 11A	

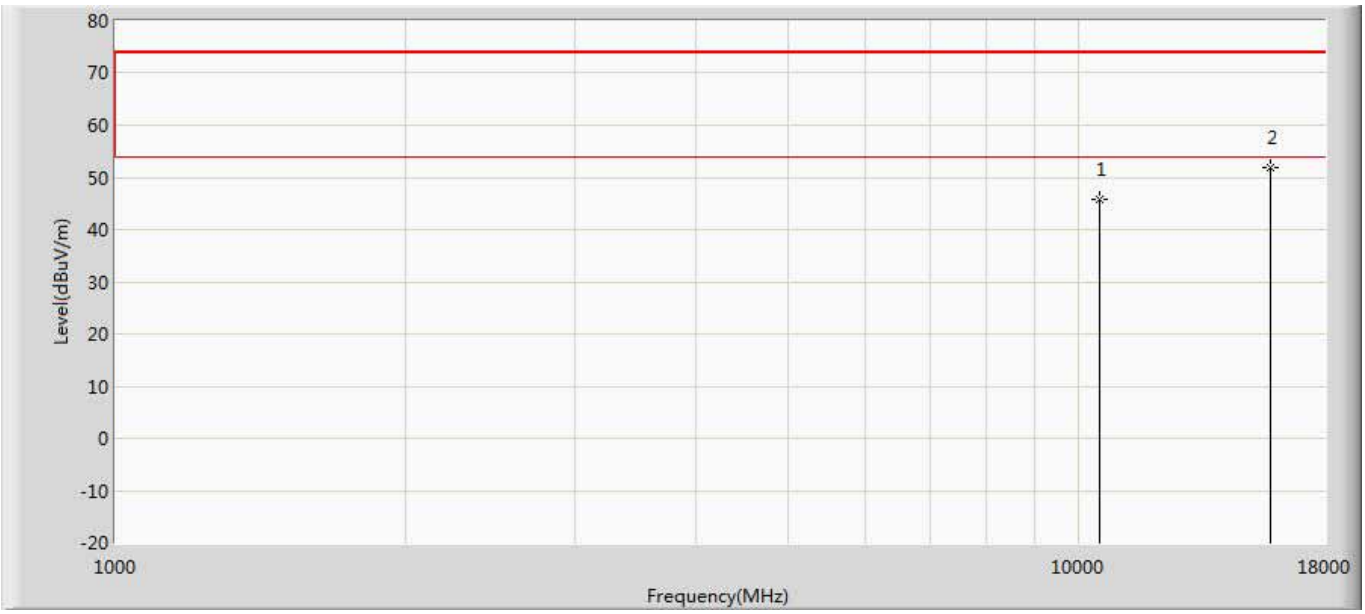

No	Mark	Frequency (MHz)	Measure Level (dBuV/m)	Reading Level (dBuV)	Over Limit (dB)	Limit (dBuV/m)	Factor (dB)	Type
1		10520.000	45.779	32.176	-28.221	74.000	13.603	PK
2	*	15780.000	51.905	32.315	-22.095	74.000	19.590	PK

Engineer: Damon	
Site: AC5	Time: 2017/06/07 - 16:58
Limit: FCC_Part15.209_RE(3m)	Margin: 0
Probe: Horn_3117_00167055(1-18GHz)	Polarity: Horizontal
EUT: ACCESS POINT	Power: AC 120V/60Hz
Note: Mode 1:Transmit at channel 5300MHz by 11A	

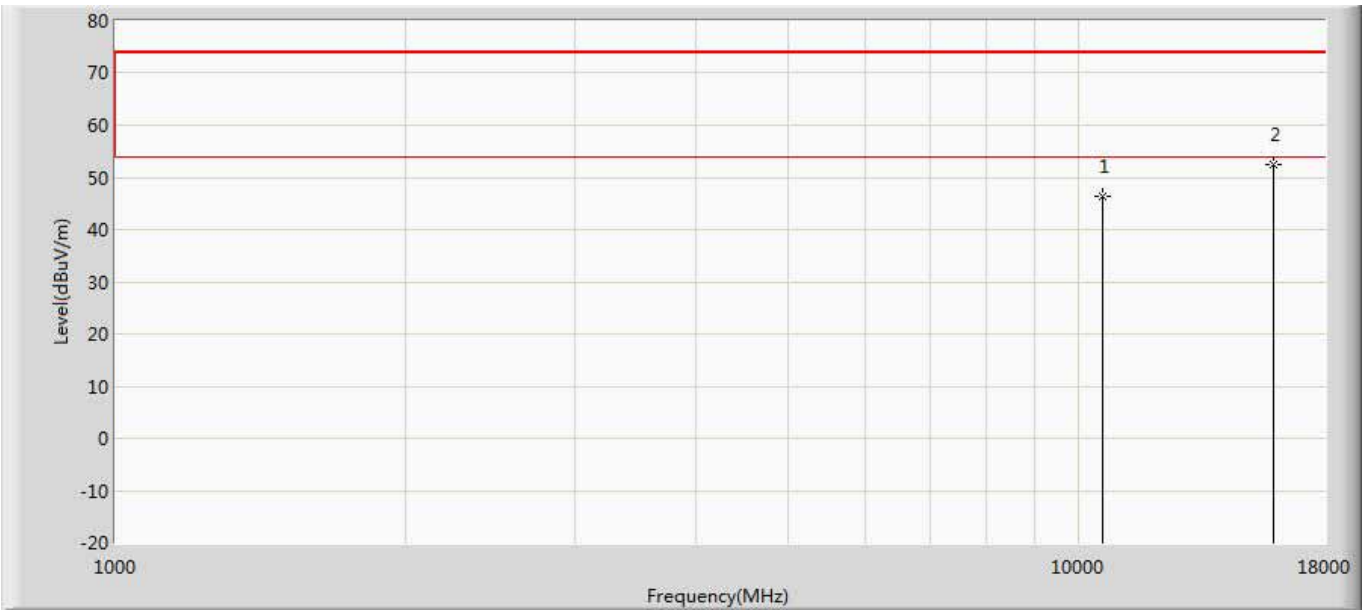

No	Mark	Frequency (MHz)	Measure Level (dBuV/m)	Reading Level (dBuV)	Over Limit (dB)	Limit (dBuV/m)	Factor (dB)	Type
1		10600.000	46.433	33.412	-27.567	74.000	13.021	PK
2	*	15900.000	52.458	32.714	-21.542	74.000	19.744	PK

Engineer: Damon	
Site: AC5	Time: 2017/06/07 - 16:58
Limit: FCC_Part15.209_RE(3m)	Margin: 0
Probe: Horn_3117_00167055(1-18GHz)	Polarity: Vertical
EUT: ACCESS POINT	Power: AC 120V/60Hz
Note: Mode 1:Transmit at channel 5300MHz by 11A	

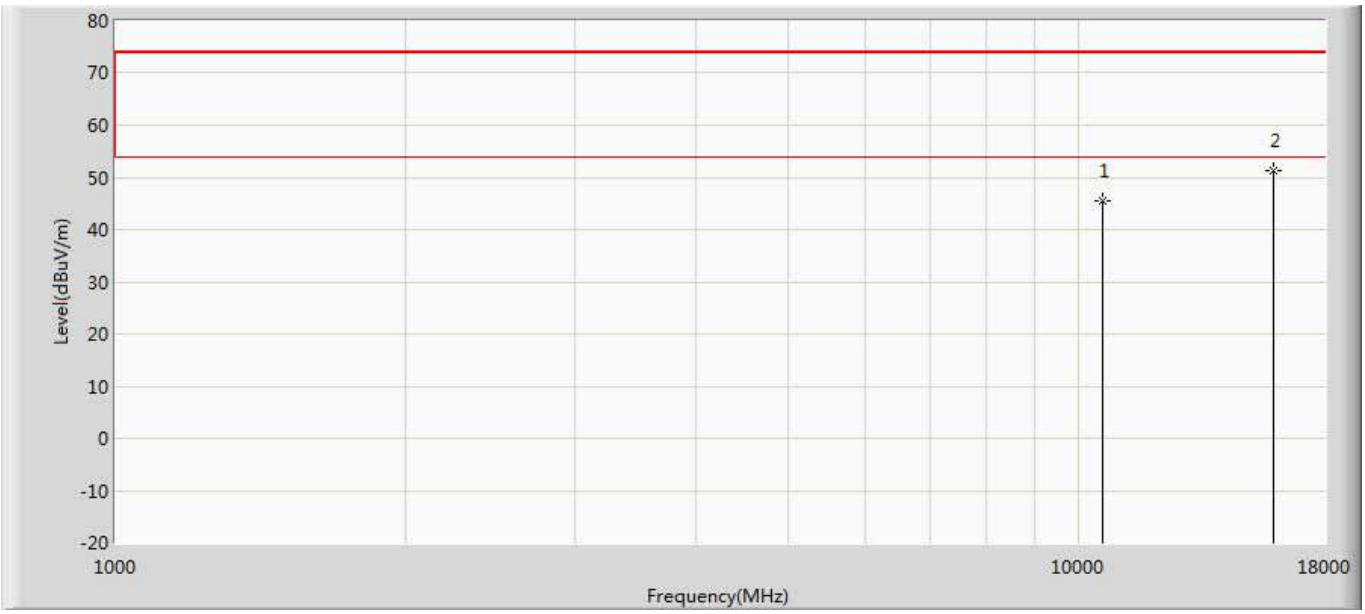

No	Mark	Frequency (MHz)	Measure Level (dBuV/m)	Reading Level (dBuV)	Over Limit (dB)	Limit (dBuV/m)	Factor (dB)	Type
1		10600.000	45.532	33.481	-28.468	74.000	12.051	PK
2	*	15900.000	51.232	32.710	-22.768	74.000	18.522	PK

Engineer: Damon	
Site: AC5	Time: 2017/06/07 - 16:58
Limit: FCC_Part15.209_RE(3m)	Margin: 0
Probe: Horn_3117_00167055(1-18GHz)	Polarity: Horizontal
EUT: ACCESS POINT	Power: AC 120V/60Hz
Note: Mode 1:Transmit at channel 5320MHz by 11A	

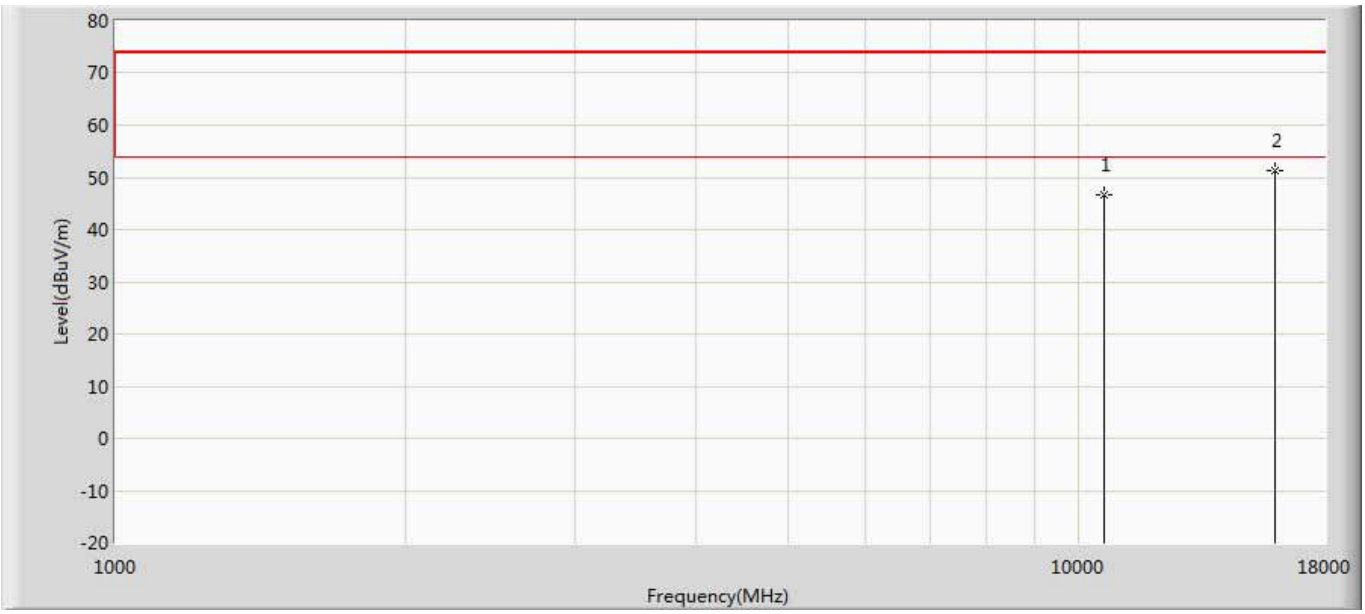

No	Mark	Frequency (MHz)	Measure Level (dBuV/m)	Reading Level (dBuV)	Over Limit (dB)	Limit (dBuV/m)	Factor (dB)	Type
1		10640.000	46.635	34.593	-27.365	74.000	12.042	PK
2	*	15960.000	51.393	32.930	-22.607	74.000	18.463	PK

Engineer: Damon	
Site: AC5	Time: 2017/06/07 - 16:58
Limit: FCC_Part15.209_RE(3m)	Margin: 0
Probe: Horn_3117_00167055(1-18GHz)	Polarity: Vertical
EUT: ACCESS POINT	Power: AC 120V/60Hz
Note: Mode 1:Transmit at channel 5320MHz by 11A	

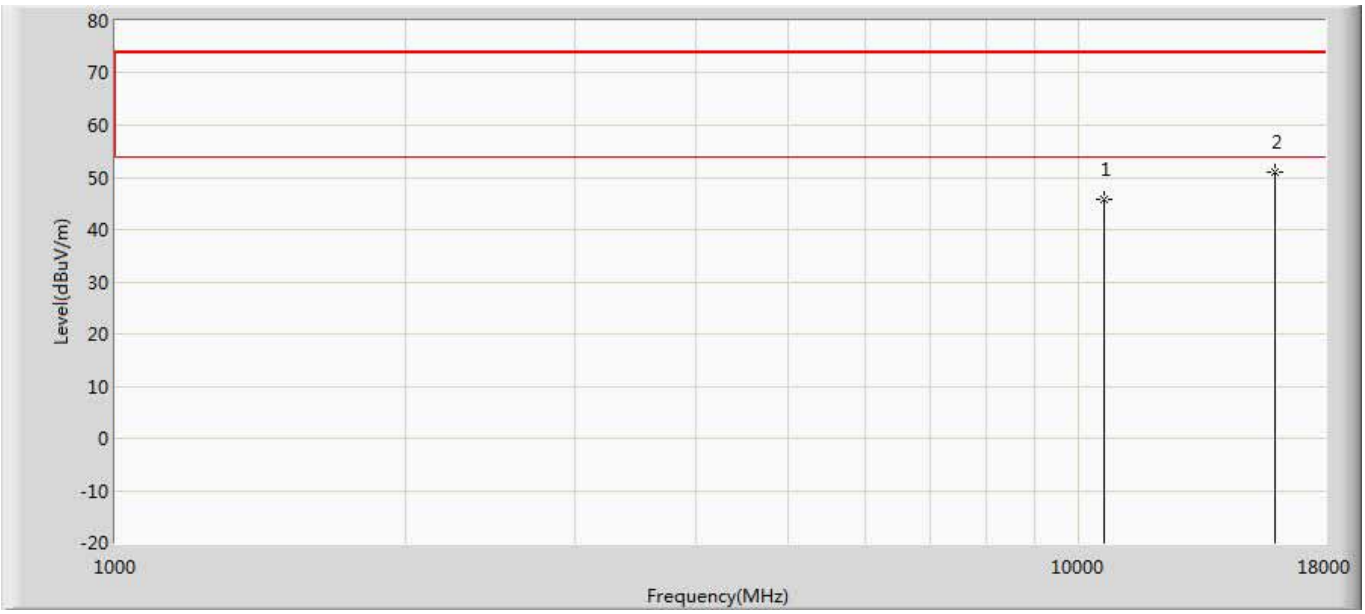

No	Mark	Frequency (MHz)	Measure Level (dBuV/m)	Reading Level (dBuV)	Over Limit (dB)	Limit (dBuV/m)	Factor (dB)	Type
1		10640.000	45.818	33.776	-28.182	74.000	12.042	PK
2	*	15960.000	51.021	32.558	-22.979	74.000	18.463	PK

Engineer: Damon	
Site: AC5	Time: 2017/06/07 - 16:58
Limit: FCC_Part15.209_RE(3m)	Margin: 0
Probe: Horn_3117_00167055(1-18GHz)	Polarity: Horizontal
EUT: ACCESS POINT	Power: AC 120V/60Hz
Note: Mode 1:Transmit at channel 5500MHz by 11A	

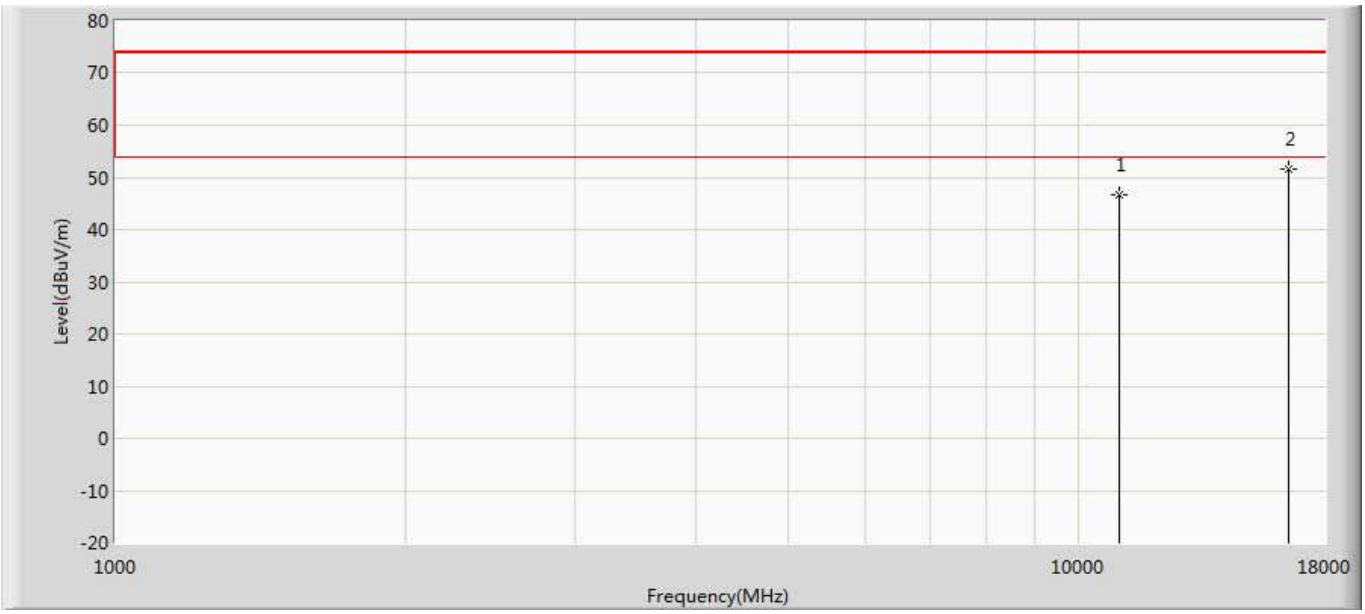

No	Mark	Frequency (MHz)	Measure Level (dBuV/m)	Reading Level (dBuV)	Over Limit (dB)	Limit (dBuV/m)	Factor (dB)	Type
1		11000.000	46.624	34.094	-27.376	74.000	12.529	PK
2	*	16500.000	51.621	32.531	-22.379	74.000	19.090	PK

Engineer: Damon	
Site: AC5	Time: 2017/06/07 - 16:58
Limit: FCC_Part15.209_RE(3m)	Margin: 0
Probe: Horn_3117_00167055(1-18GHz)	Polarity: Vertical
EUT: ACCESS POINT	Power: AC 120V/60Hz
Note: Mode 1:Transmit at channel 5500MHz by 11A	

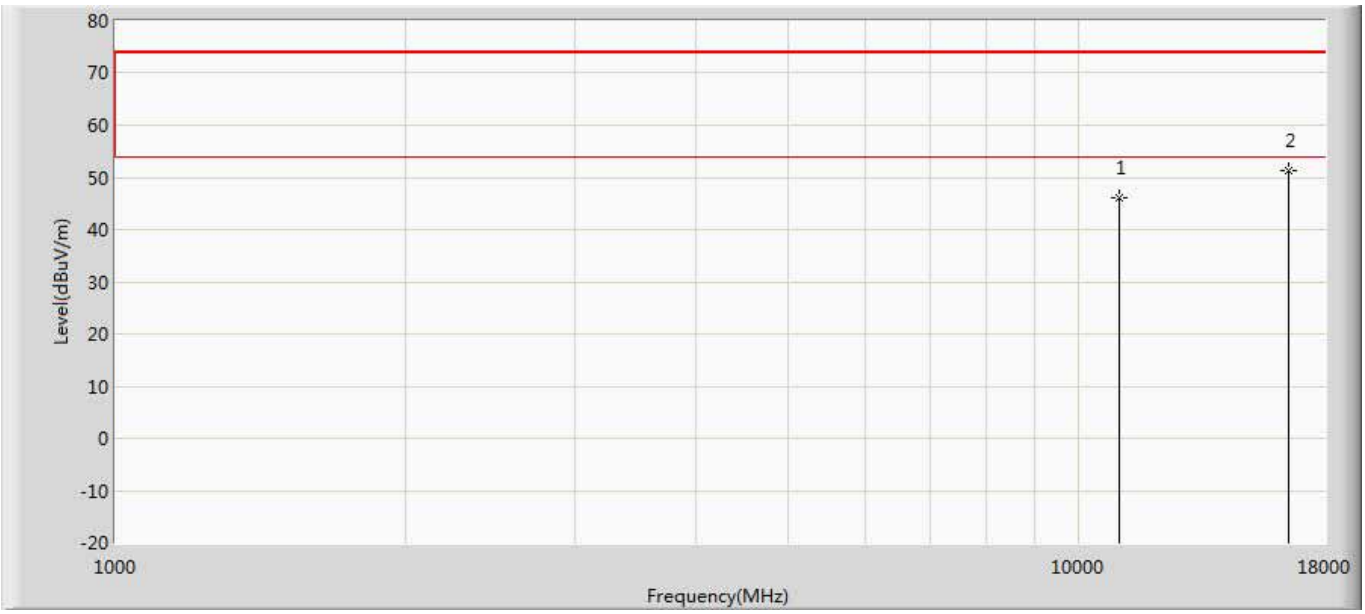

No	Mark	Frequency (MHz)	Measure Level (dBuV/m)	Reading Level (dBuV)	Over Limit (dB)	Limit (dBuV/m)	Factor (dB)	Type
1		11000.000	46.142	33.612	-27.858	74.000	12.529	PK
2	*	16500.000	51.430	32.340	-22.570	74.000	19.090	PK

Engineer: Damon	
Site: AC5	Time: 2017/06/07 - 16:59
Limit: FCC_Part15.209_RE(3m)	Margin: 0
Probe: Horn_3117_00167055(1-18GHz)	Polarity: Horizontal
EUT: ACCESS POINT	Power: AC 120V/60Hz
Note: Mode 1:Transmit at channel 5600MHz by 11A	

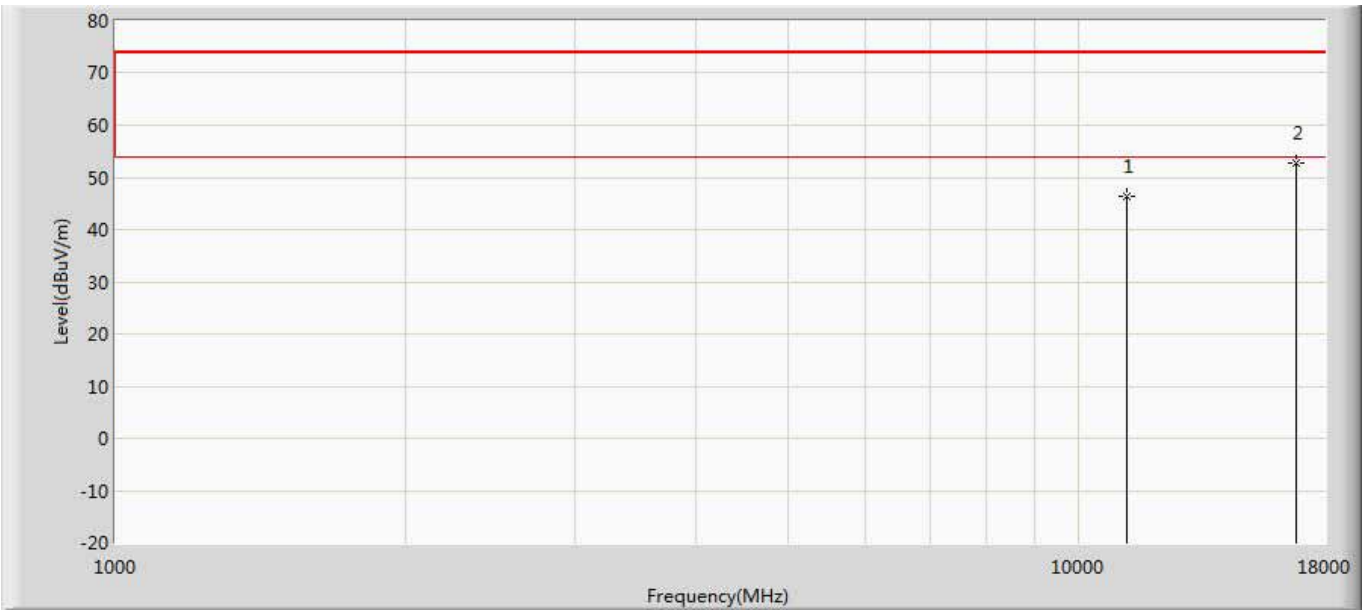

No	Mark	Frequency (MHz)	Measure Level (dBuV/m)	Reading Level (dBuV)	Over Limit (dB)	Limit (dBuV/m)	Factor (dB)	Type
1		11200.000	46.426	33.560	-27.574	74.000	12.866	PK
2	*	16800.000	52.830	33.250	-21.170	74.000	19.580	PK

Engineer: Damon	
Site: AC5	Time: 2017/06/07 - 16:59
Limit: FCC_Part15.209_RE(3m)	Margin: 0
Probe: Horn_3117_00167055(1-18GHz)	Polarity: Vertical
EUT: ACCESS POINT	Power: AC 120V/60Hz
Note: Mode 1:Transmit at channel 5600MHz by 11A	

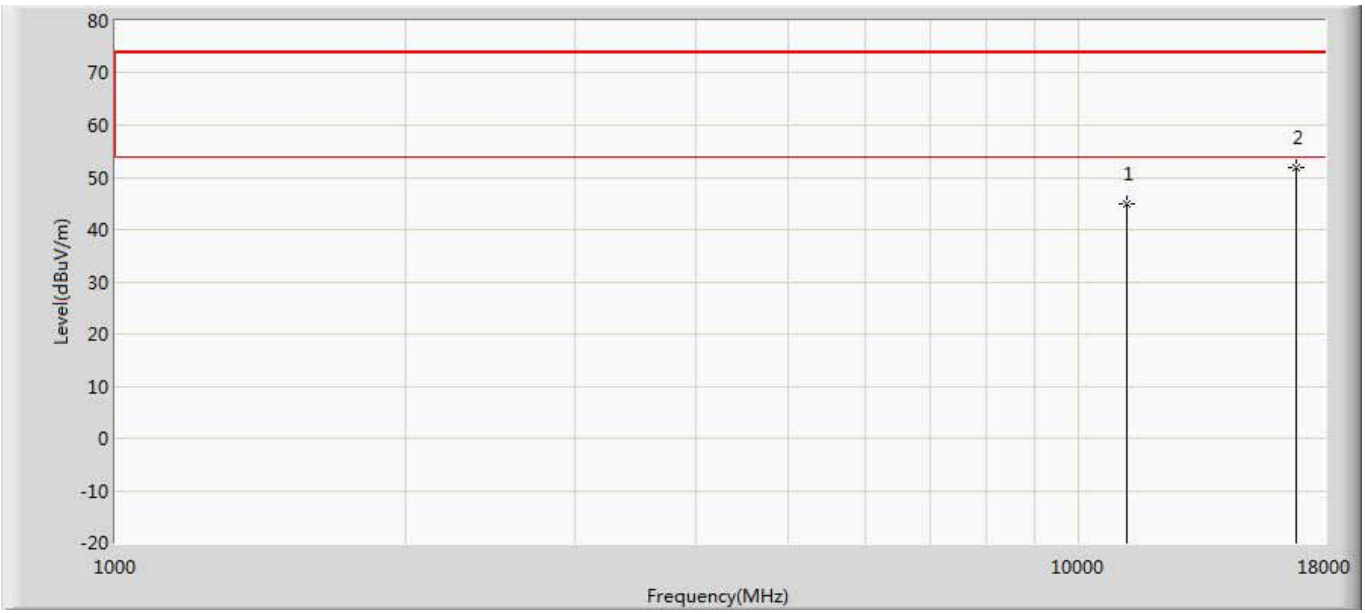

No	Mark	Frequency (MHz)	Measure Level (dBuV/m)	Reading Level (dBuV)	Over Limit (dB)	Limit (dBuV/m)	Factor (dB)	Type
1		11200.000	44.954	32.088	-29.046	74.000	12.866	PK
2	*	16800.000	51.783	32.203	-22.217	74.000	19.580	PK

Engineer: Damon	
Site: AC5	Time: 2017/06/07 - 16:59
Limit: FCC_Part15.209_RE(3m)	Margin: 0
Probe: Horn_3117_00167055(1-18GHz)	Polarity: Horizontal
EUT: ACCESS POINT	Power: AC 120V/60Hz
Note: Mode 1:Transmit at channel 5700MHz by 11A	

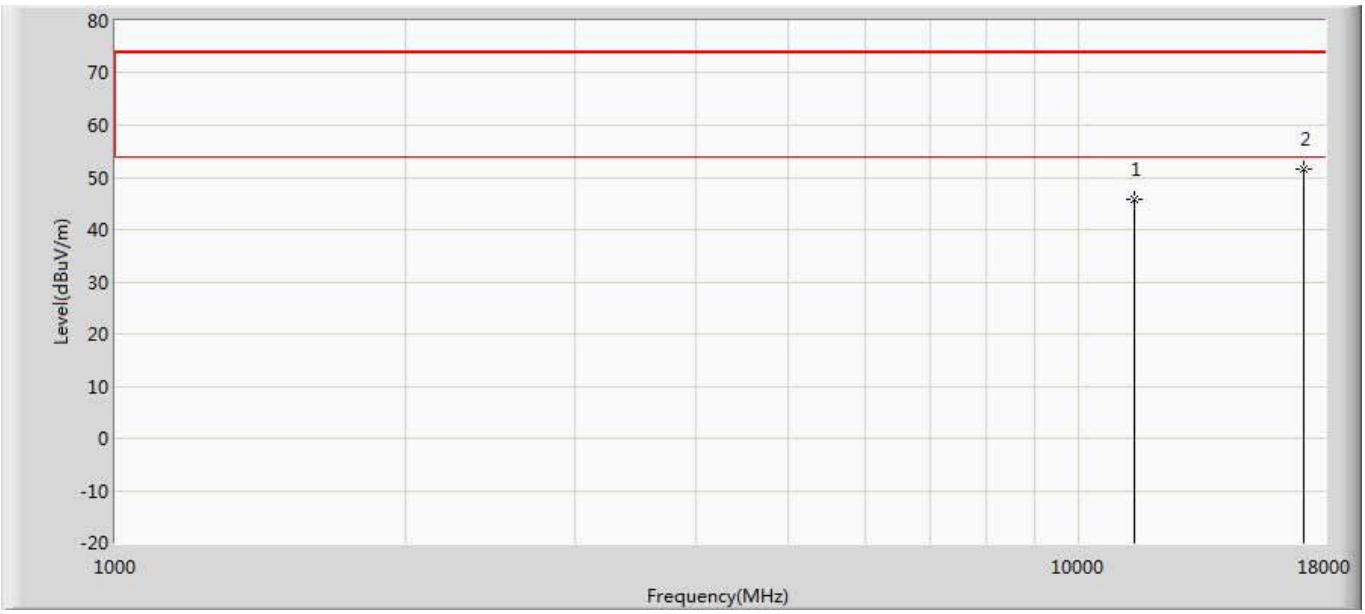

No	Mark	Frequency (MHz)	Measure Level (dBuV/m)	Reading Level (dBuV)	Over Limit (dB)	Limit (dBuV/m)	Factor (dB)	Type
1		11400.000	45.933	32.446	-28.067	74.000	13.488	PK
2	*	17100.000	51.481	31.681	-22.519	74.000	19.800	PK

Engineer: Damon	
Site: AC5	Time: 2017/06/07 - 16:59
Limit: FCC_Part15.209_RE(3m)	Margin: 0
Probe: Horn_3117_00167055(1-18GHz)	Polarity: Vertical
EUT: ACCESS POINT	Power: AC 120V/60Hz
Note: Mode 1:Transmit at channel 5700MHz by 11A	

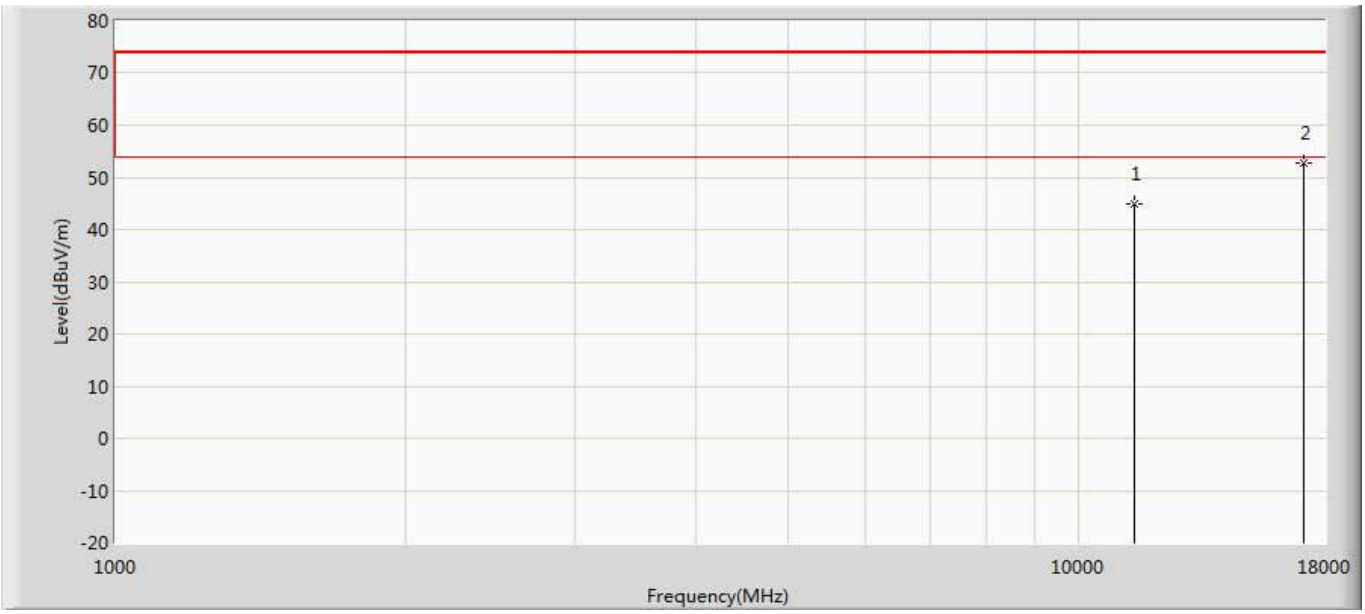

No	Mark	Frequency (MHz)	Measure Level (dBuV/m)	Reading Level (dBuV)	Over Limit (dB)	Limit (dBuV/m)	Factor (dB)	Type
1		11400.000	44.919	31.432	-29.081	74.000	13.488	PK
2	*	17100.000	52.620	32.820	-21.380	74.000	19.800	PK

Engineer: Damon	
Site: AC5	Time: 2017/06/07 - 16:59
Limit: FCC_Part15.209_RE(3m)	Margin: 0
Probe: Horn_3117_00167055(1-18GHz)	Polarity: Horizontal
EUT: ACCESS POINT	Power: AC 120V/60Hz
Note: Mode 2:Transmit at channel 5260MHz by 11N20	

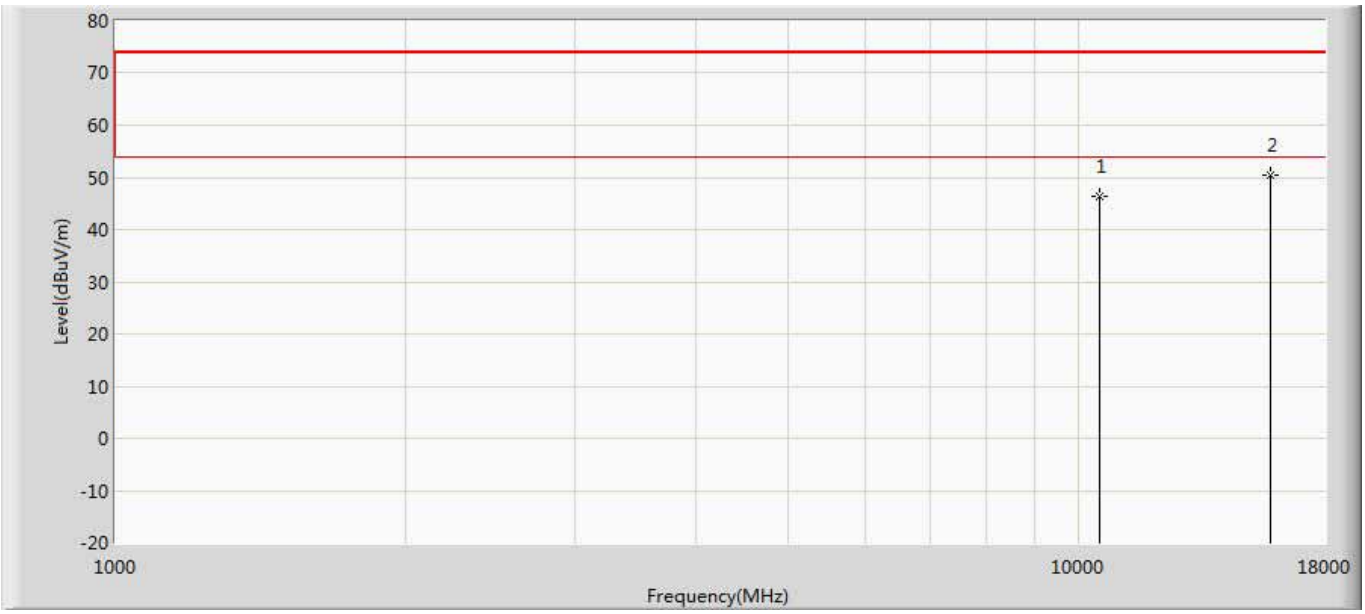

No	Mark	Frequency (MHz)	Measure Level (dBuV/m)	Reading Level (dBuV)	Over Limit (dB)	Limit (dBuV/m)	Factor (dB)	Type
1		10520.000	46.239	33.681	-27.761	74.000	12.558	PK
2	*	15780.000	50.550	32.293	-23.450	74.000	18.258	PK

Engineer: Damon	
Site: AC5	Time: 2017/06/07 - 16:59
Limit: FCC_Part15.209_RE(3m)	Margin: 0
Probe: Horn_3117_00167055(1-18GHz)	Polarity: Vertical
EUT: ACCESS POINT	Power: AC 120V/60Hz
Note: Mode 2:Transmit at channel 5260MHz by 11N20	

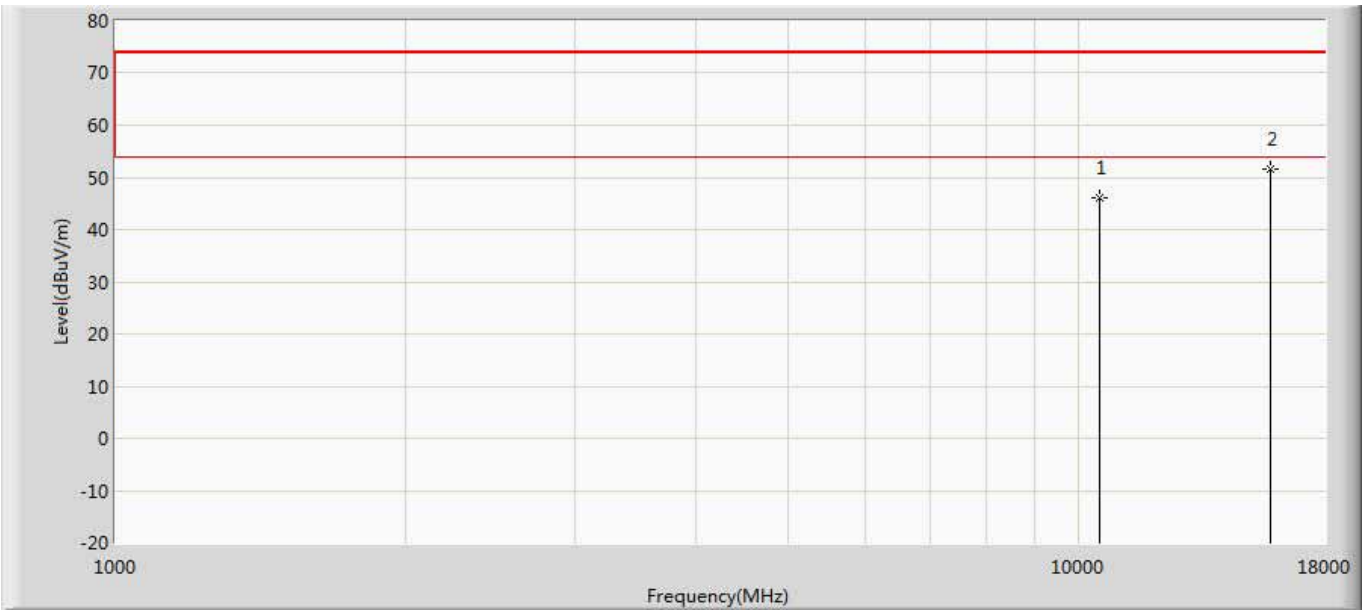

No	Mark	Frequency (MHz)	Measure Level (dBuV/m)	Reading Level (dBuV)	Over Limit (dB)	Limit (dBuV/m)	Factor (dB)	Type
1		10520.000	46.003	33.445	-27.997	74.000	12.558	PK
2	*	15780.000	51.617	33.360	-22.383	74.000	18.258	PK

Engineer: Damon	
Site: AC5	Time: 2017/06/07 - 16:59
Limit: FCC_Part15.209_RE(3m)	Margin: 0
Probe: Horn_3117_00167055(1-18GHz)	Polarity: Horizontal
EUT: ACCESS POINT	Power: AC 120V/60Hz
Note: Mode 2:Transmit at channel 5300MHz by 11N20	

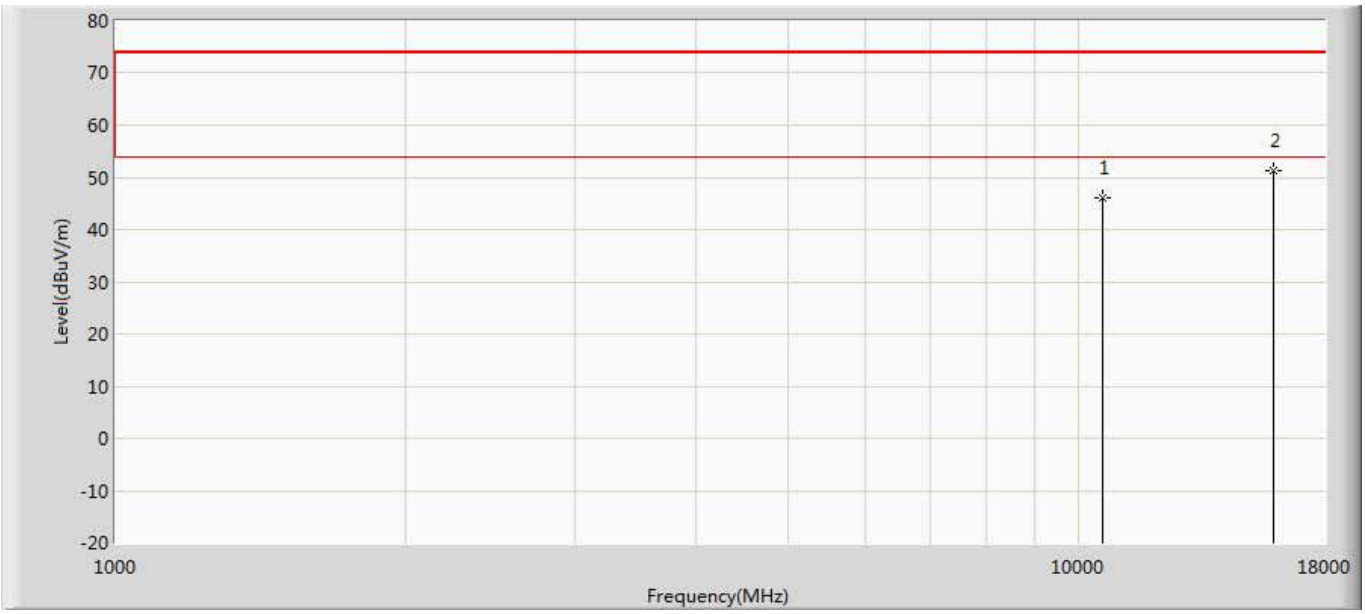

No	Mark	Frequency (MHz)	Measure Level (dBuV/m)	Reading Level (dBuV)	Over Limit (dB)	Limit (dBuV/m)	Factor (dB)	Type
1		10600.000	46.087	34.036	-27.913	74.000	12.051	PK
2	*	15900.000	51.245	32.723	-22.755	74.000	18.522	PK

Engineer: Damon	
Site: AC5	Time: 2017/06/07 - 17:00
Limit: FCC_Part15.209_RE(3m)	Margin: 0
Probe: Horn_3117_00167055(1-18GHz)	Polarity: Vertical
EUT: ACCESS POINT	Power: AC 120V/60Hz
Note: Mode 2:Transmit at channel 5300MHz by 11N20	

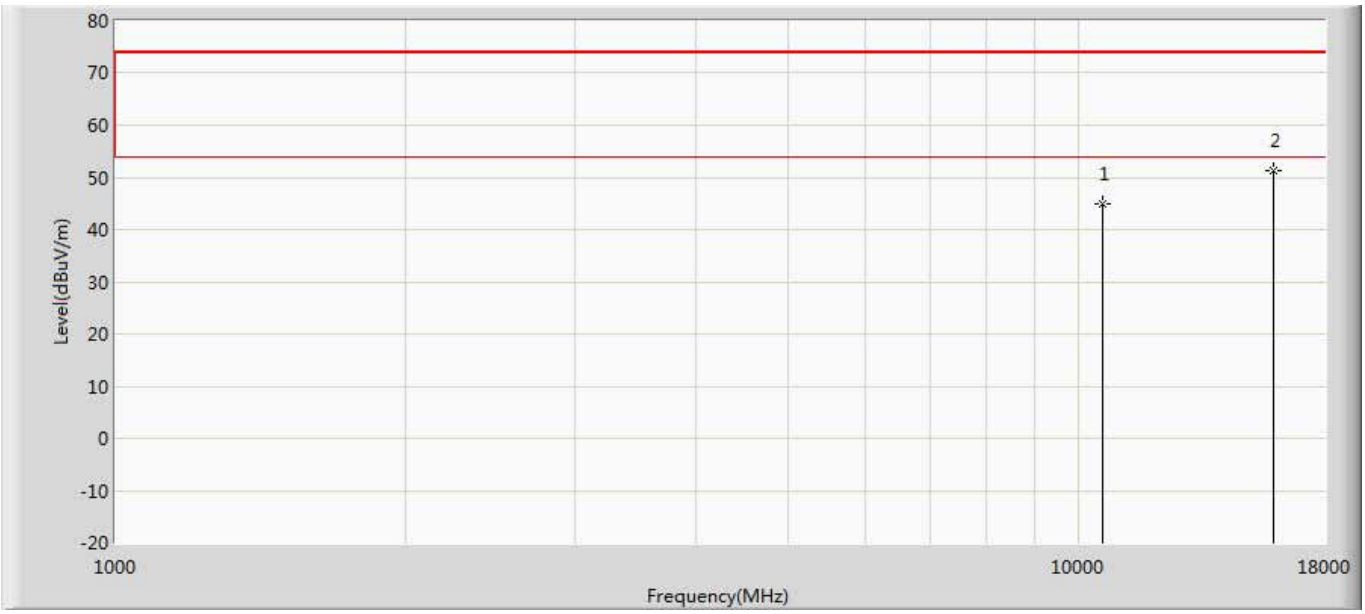

No	Mark	Frequency (MHz)	Measure Level (dBuV/m)	Reading Level (dBuV)	Over Limit (dB)	Limit (dBuV/m)	Factor (dB)	Type
1		10600.000	45.009	32.958	-28.991	74.000	12.051	PK
2	*	15900.000	51.382	32.860	-22.618	74.000	18.522	PK

Engineer: Damon	
Site: AC5	Time: 2017/06/07 - 17:00
Limit: FCC_Part15.209_RE(3m)	Margin: 0
Probe: Horn_3117_00167055(1-18GHz)	Polarity: Horizontal
EUT: ACCESS POINT	Power: AC 120V/60Hz
Note: Mode 2:Transmit at channel 5320MHz by 11N20	

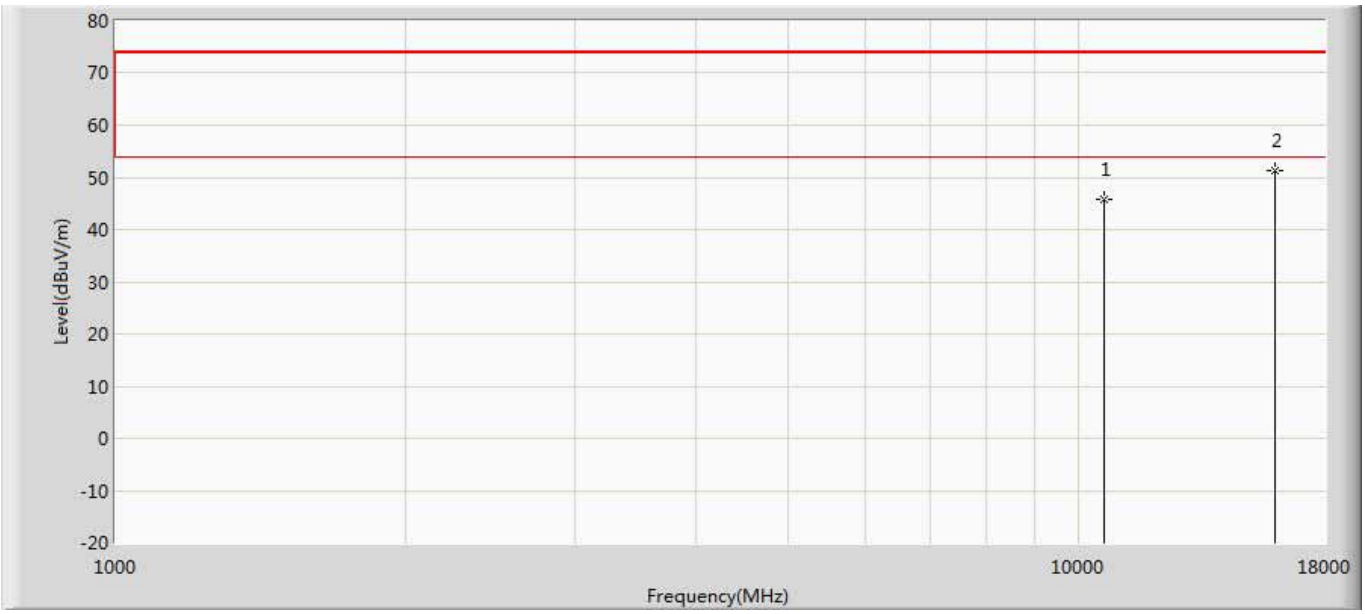

No	Mark	Frequency (MHz)	Measure Level (dBuV/m)	Reading Level (dBuV)	Over Limit (dB)	Limit (dBuV/m)	Factor (dB)	Type
1		10640.000	45.810	33.768	-28.190	74.000	12.042	PK
2	*	15960.000	51.239	32.776	-22.761	74.000	18.463	PK

Engineer: Damon	
Site: AC5	Time: 2017/06/07 - 17:00
Limit: FCC_Part15.209_RE(3m)	Margin: 0
Probe: Horn_3117_00167055(1-18GHz)	Polarity: Vertical
EUT: ACCESS POINT	Power: AC 120V/60Hz
Note: Mode 2:Transmit at channel 5320MHz by 11N20	

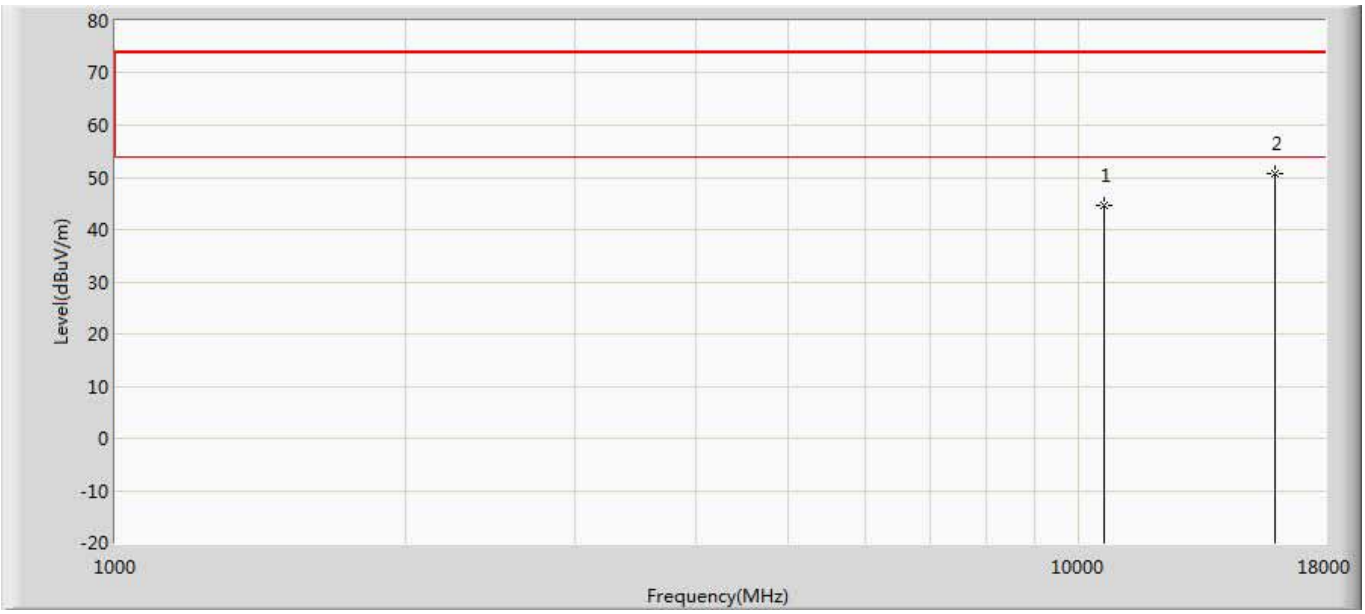

No	Mark	Frequency (MHz)	Measure Level (dBuV/m)	Reading Level (dBuV)	Over Limit (dB)	Limit (dBuV/m)	Factor (dB)	Type
1		10640.000	44.780	32.738	-29.220	74.000	12.042	PK
2	*	15960.000	50.605	32.142	-23.395	74.000	18.463	PK

Engineer: Damon	
Site: AC5	Time: 2017/06/07 - 17:00
Limit: FCC_Part15.209_RE(3m)	Margin: 0
Probe: Horn_3117_00167055(1-18GHz)	Polarity: Horizontal
EUT: ACCESS POINT	Power: AC 120V/60Hz
Note: Mode 2:Transmit at channel 5500MHz by 11N20	

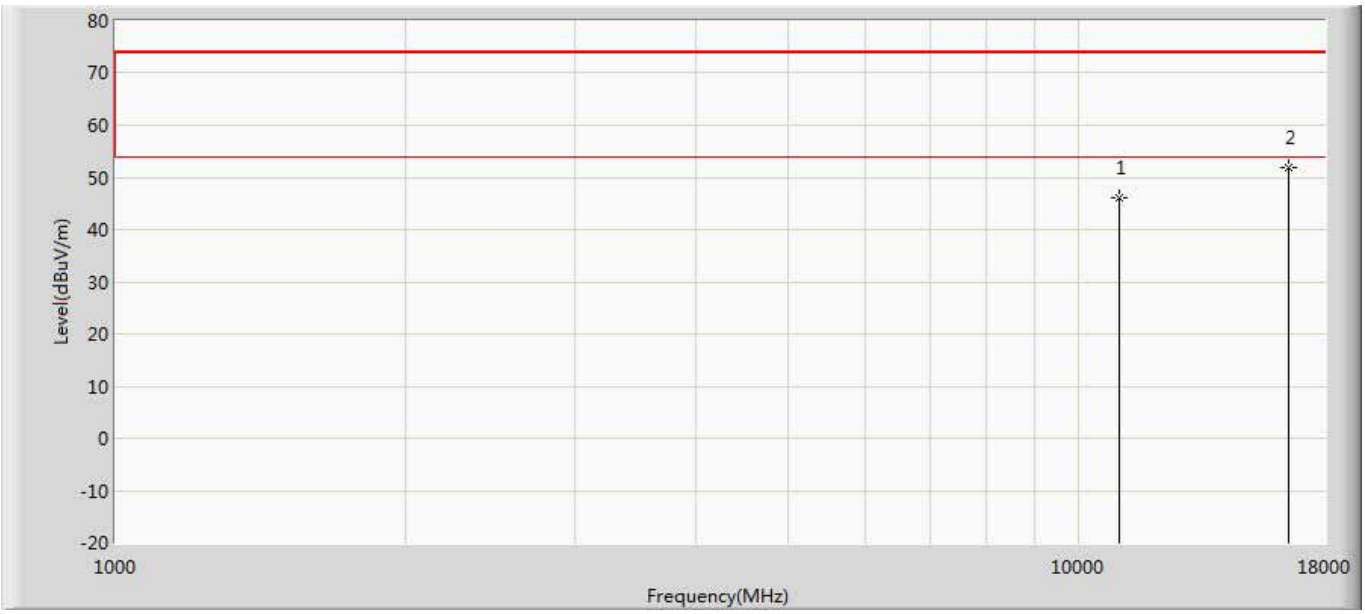

No	Mark	Frequency (MHz)	Measure Level (dBuV/m)	Reading Level (dBuV)	Over Limit (dB)	Limit (dBuV/m)	Factor (dB)	Type
1		11000.000	46.062	33.532	-27.938	74.000	12.529	PK
2	*	16500.000	51.994	32.904	-22.006	74.000	19.090	PK

Engineer: Damon	
Site: AC5	Time: 2017/06/07 - 17:00
Limit: FCC_Part15.209_RE(3m)	Margin: 0
Probe: Horn_3117_00167055(1-18GHz)	Polarity: Vertical
EUT: ACCESS POINT	Power: AC 120V/60Hz
Note: Mode 2:Transmit at channel 5500MHz by 11N20	

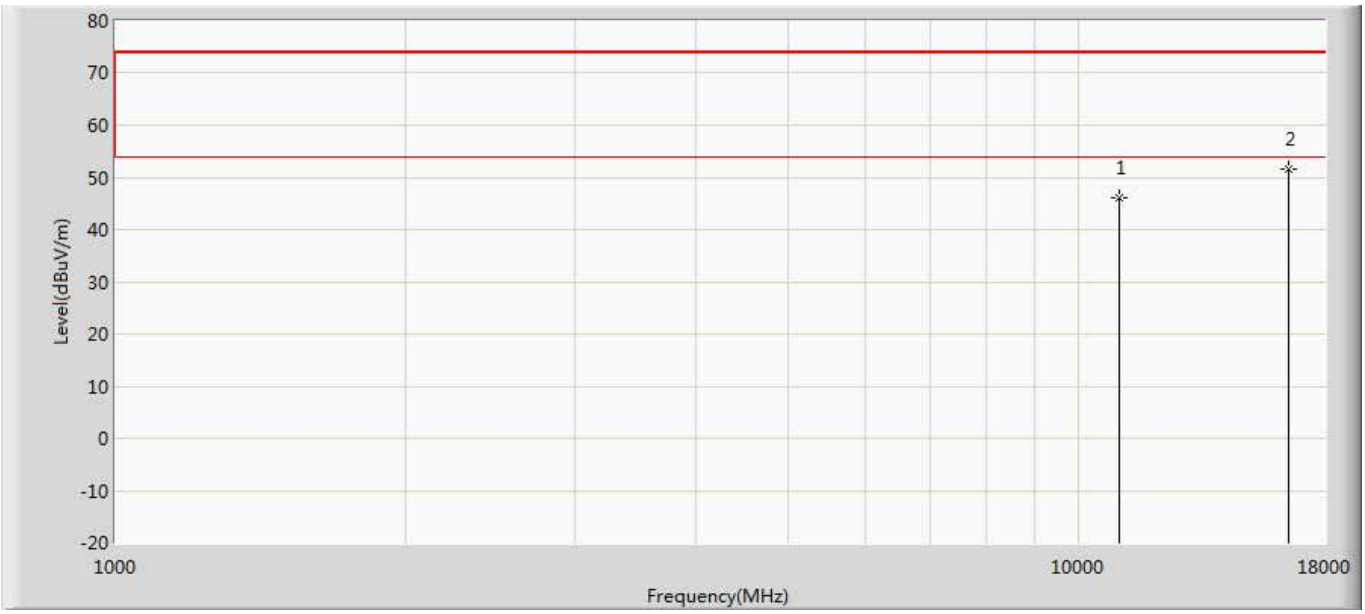

No	Mark	Frequency (MHz)	Measure Level (dBuV/m)	Reading Level (dBuV)	Over Limit (dB)	Limit (dBuV/m)	Factor (dB)	Type
1		11000.000	46.012	33.482	-27.988	74.000	12.529	PK
2	*	16500.000	51.588	32.498	-22.412	74.000	19.090	PK

Engineer: Damon	
Site: AC5	Time: 2017/06/07 - 17:00
Limit: FCC_Part15.209_RE(3m)	Margin: 0
Probe: Horn_3117_00167055(1-18GHz)	Polarity: Horizontal
EUT: ACCESS POINT	Power: AC 120V/60Hz
Note: Mode 2:Transmit at channel 5600MHz by 11N20	

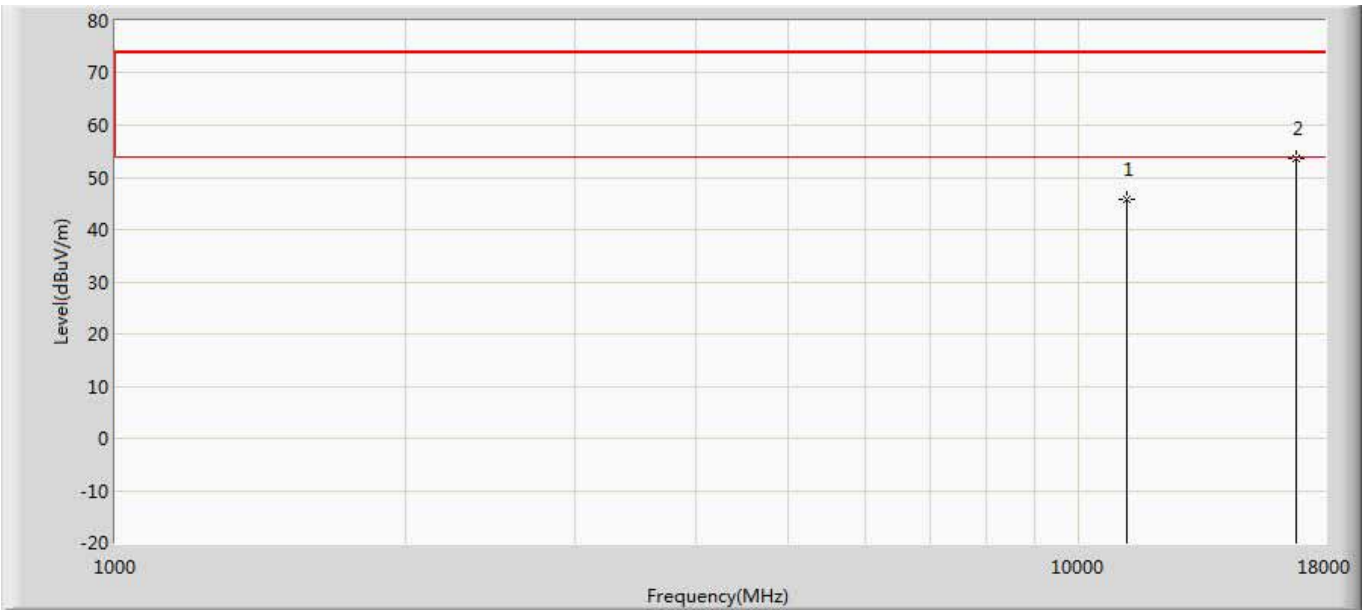

No	Mark	Frequency (MHz)	Measure Level (dBuV/m)	Reading Level (dBuV)	Over Limit (dB)	Limit (dBuV/m)	Factor (dB)	Type
1		11200.000	45.841	32.975	-28.159	74.000	12.866	PK
2	*	16800.000	53.705	34.125	-20.295	74.000	19.580	PK

Engineer: Damon	
Site: AC5	Time: 2017/06/07 - 17:00
Limit: FCC_Part15.209_RE(3m)	Margin: 0
Probe: Horn_3117_00167055(1-18GHz)	Polarity: Vertical
EUT: ACCESS POINT	Power: AC 120V/60Hz
Note: Mode 2:Transmit at channel 5600MHz by 11N20	

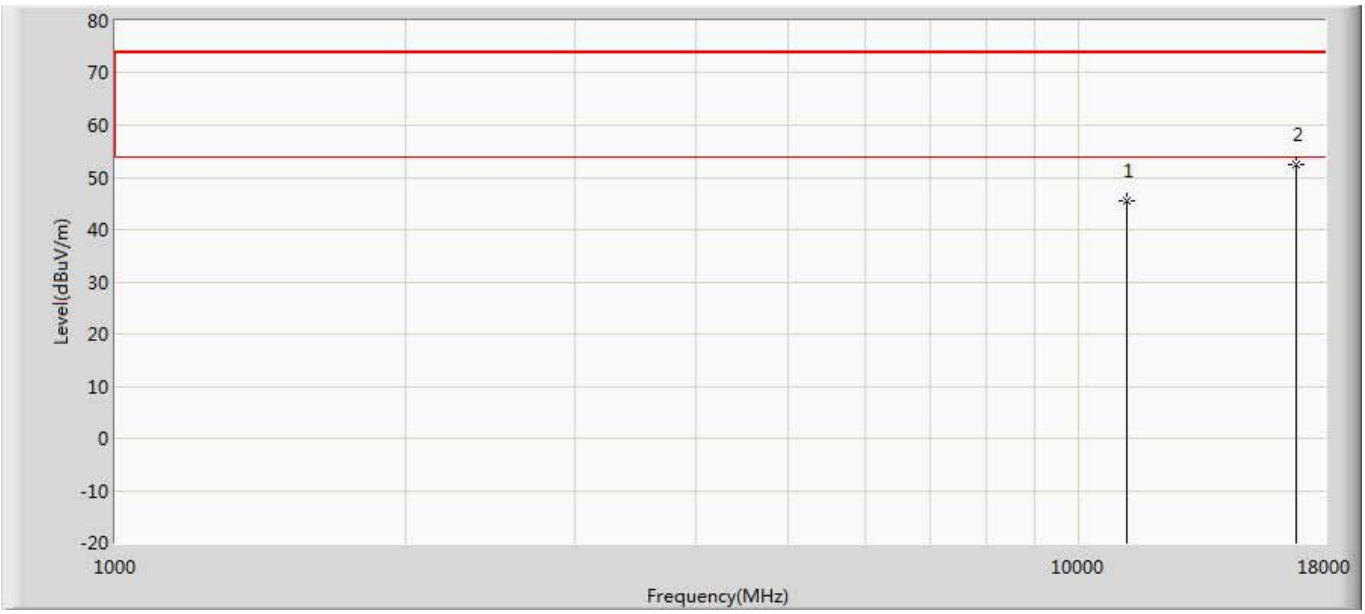

No	Mark	Frequency (MHz)	Measure Level (dBuV/m)	Reading Level (dBuV)	Over Limit (dB)	Limit (dBuV/m)	Factor (dB)	Type
1		11200.000	45.542	32.676	-28.458	74.000	12.866	PK
2	*	16800.000	52.522	32.942	-21.478	74.000	19.580	PK

Engineer: Damon	
Site: AC5	Time: 2017/06/07 - 17:00
Limit: FCC_Part15.209_RE(3m)	Margin: 0
Probe: Horn_3117_00167055(1-18GHz)	Polarity: Horizontal
EUT: ACCESS POINT	Power: AC 120V/60Hz
Note: Mode 2:Transmit at channel 5700MHz by 11N20	

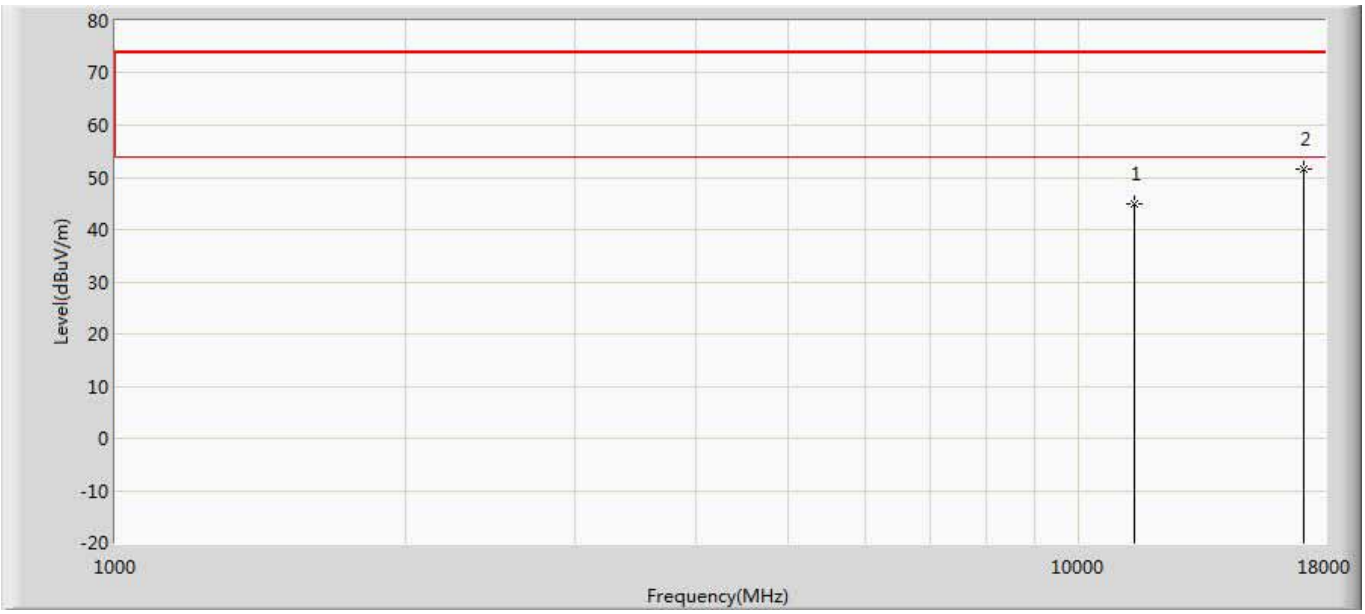

No	Mark	Frequency (MHz)	Measure Level (dBuV/m)	Reading Level (dBuV)	Over Limit (dB)	Limit (dBuV/m)	Factor (dB)	Type
1		11400.000	44.793	31.306	-29.207	74.000	13.488	PK
2	*	17100.000	51.554	31.754	-22.446	74.000	19.800	PK

Engineer: Damon	
Site: AC5	Time: 2017/06/07 - 17:00
Limit: FCC_Part15.209_RE(3m)	Margin: 0
Probe: Horn_3117_00167055(1-18GHz)	Polarity: Vertical
EUT: ACCESS POINT	Power: AC 120V/60Hz
Note: Mode 2:Transmit at channel 5700MHz by 11N20	

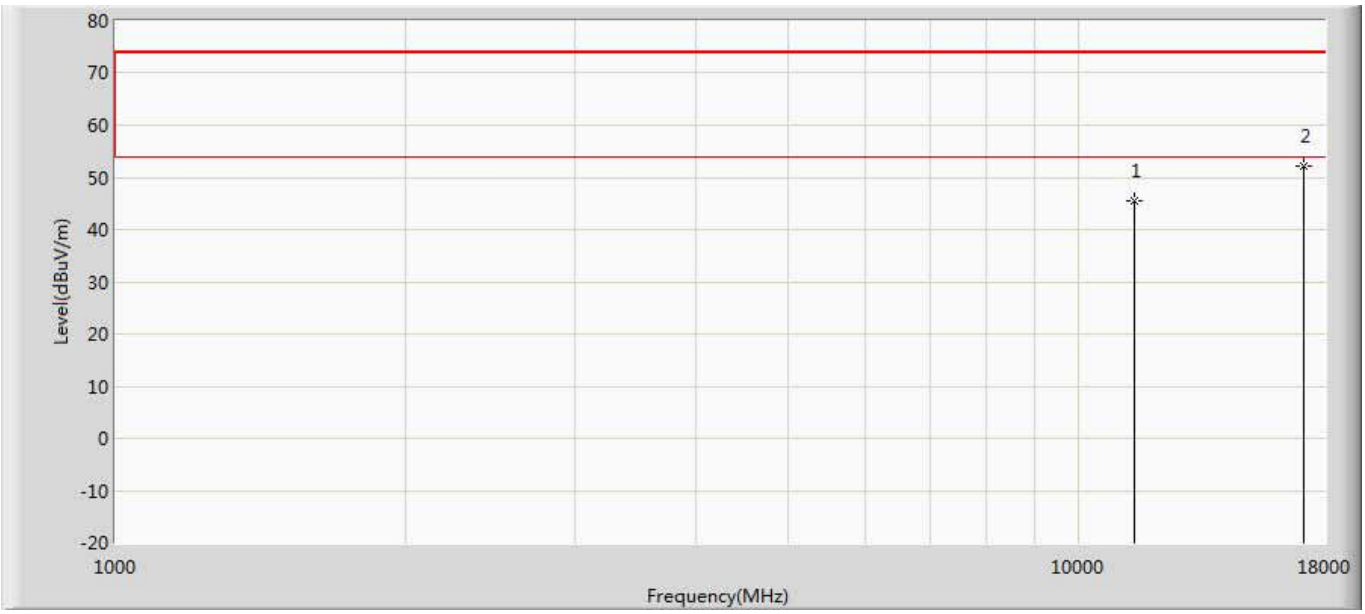

No	Mark	Frequency (MHz)	Measure Level (dBuV/m)	Reading Level (dBuV)	Over Limit (dB)	Limit (dBuV/m)	Factor (dB)	Type
1		11400.000	45.513	32.026	-28.487	74.000	13.488	PK
2	*	17100.000	52.041	32.241	-21.959	74.000	19.800	PK

Engineer: Damon	
Site: AC5	Time: 2017/06/07 - 17:00
Limit: FCC_Part15.209_RE(3m)	Margin: 0
Probe: Horn_3117_00167055(1-18GHz)	Polarity: Horizontal
EUT: ACCESS POINT	Power: AC 120V/60Hz
Note: Mode 3:Transmit at channel 5260MHz by 11AC20	

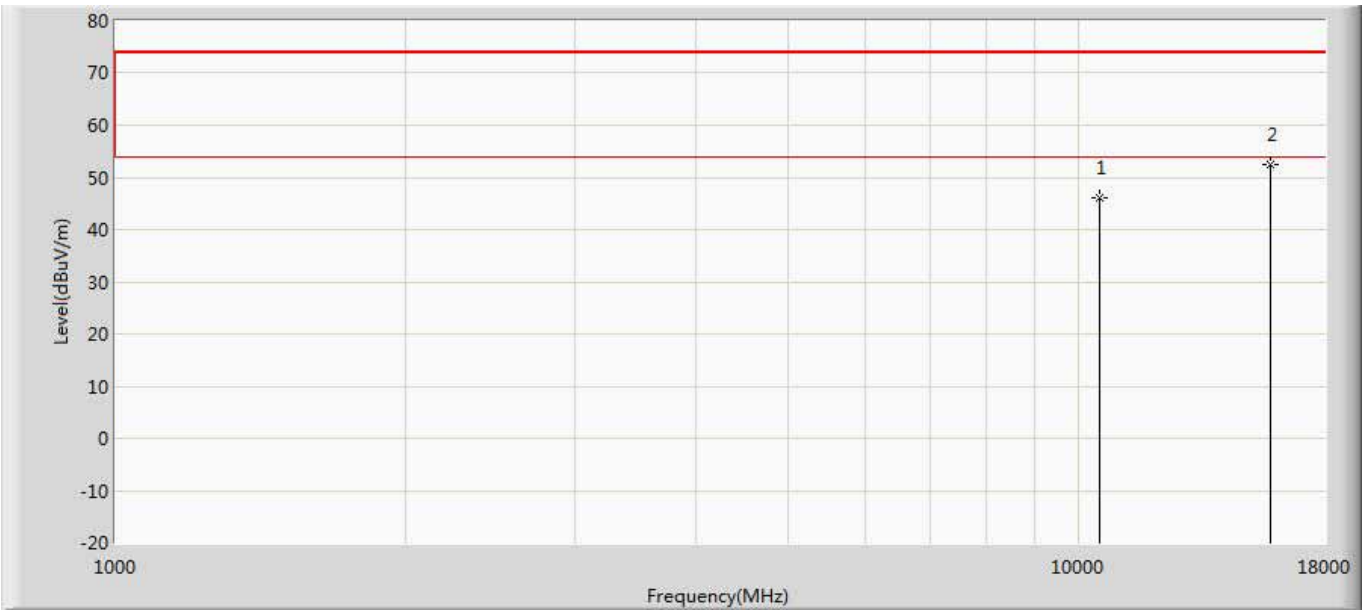

No	Mark	Frequency (MHz)	Measure Level (dBuV/m)	Reading Level (dBuV)	Over Limit (dB)	Limit (dBuV/m)	Factor (dB)	Type
1		10520.000	46.071	33.513	-27.929	74.000	12.558	PK
2	*	15780.000	52.503	34.246	-21.497	74.000	18.258	PK

Engineer: Damon	
Site: AC5	Time: 2017/06/07 - 17:00
Limit: FCC_Part15.209_RE(3m)	Margin: 0
Probe: Horn_3117_00167055(1-18GHz)	Polarity: Vertical
EUT: ACCESS POINT	Power: AC 120V/60Hz
Note: Mode 3:Transmit at channel 5260MHz by 11AC20	

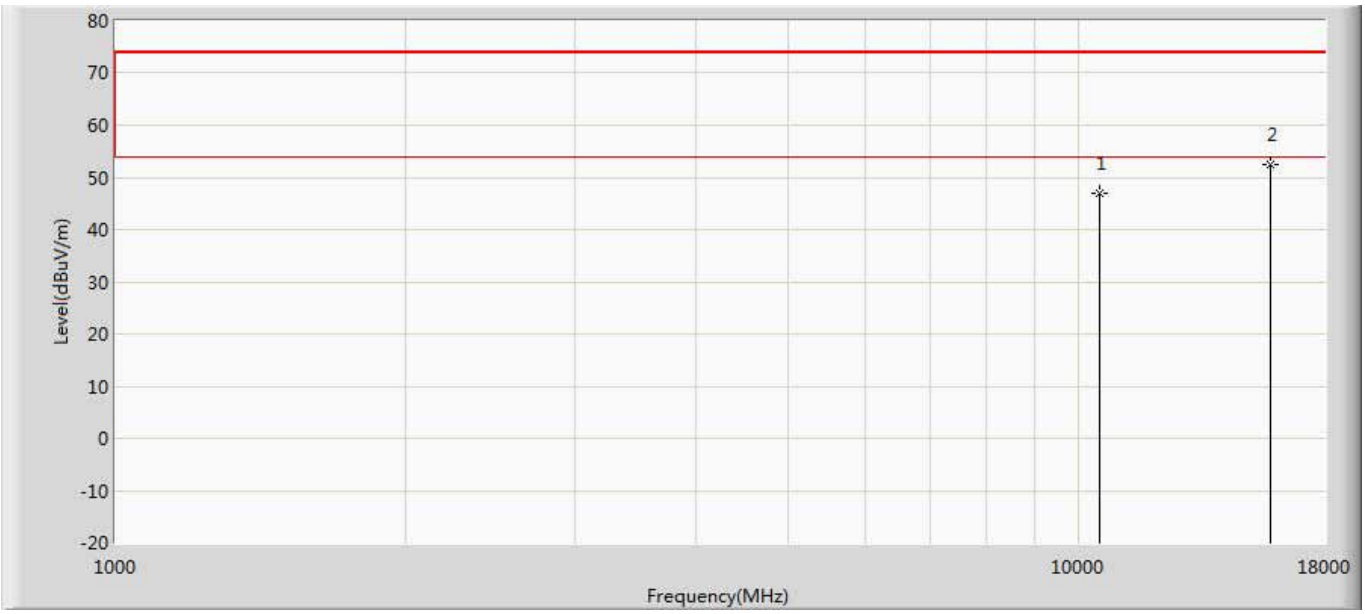

No	Mark	Frequency (MHz)	Measure Level (dBuV/m)	Reading Level (dBuV)	Over Limit (dB)	Limit (dBuV/m)	Factor (dB)	Type
1		10520.000	46.864	34.306	-27.136	74.000	12.558	PK
2	*	15780.000	52.329	34.072	-21.671	74.000	18.258	PK

Engineer: Damon	
Site: AC5	Time: 2017/06/07 - 17:01
Limit: FCC_Part15.209_RE(3m)	Margin: 0
Probe: Horn_3117_00167055(1-18GHz)	Polarity: Horizontal
EUT: ACCESS POINT	Power: AC 120V/60Hz
Note: Mode 3:Transmit at channel 5300MHz by 11AC20	

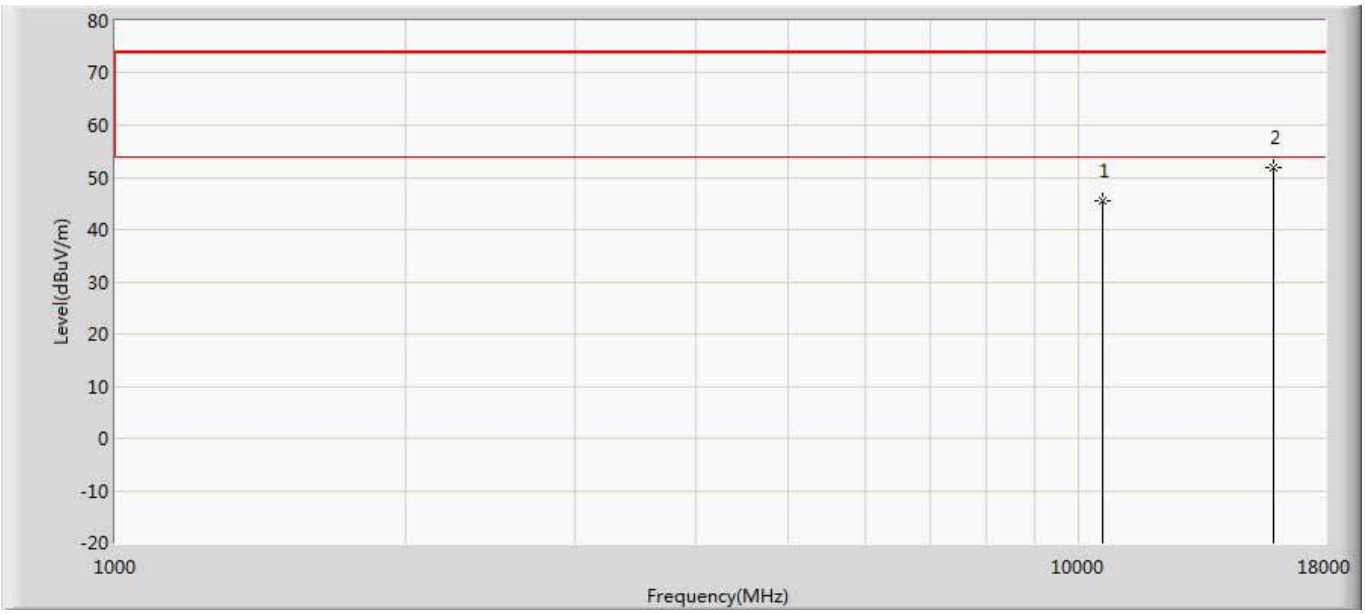

No	Mark	Frequency (MHz)	Measure Level (dBuV/m)	Reading Level (dBuV)	Over Limit (dB)	Limit (dBuV/m)	Factor (dB)	Type
1		10600.000	45.526	33.475	-28.474	74.000	12.051	PK
2	*	15900.000	51.792	33.270	-22.208	74.000	18.522	PK

Engineer: Damon	
Site: AC5	Time: 2017/06/07 - 17:01
Limit: FCC_Part15.209_RE(3m)	Margin: 0
Probe: Horn_3117_00167055(1-18GHz)	Polarity: Vertical
EUT: ACCESS POINT	Power: AC 120V/60Hz
Note: Mode 3:Transmit at channel 5300MHz by 11AC20	

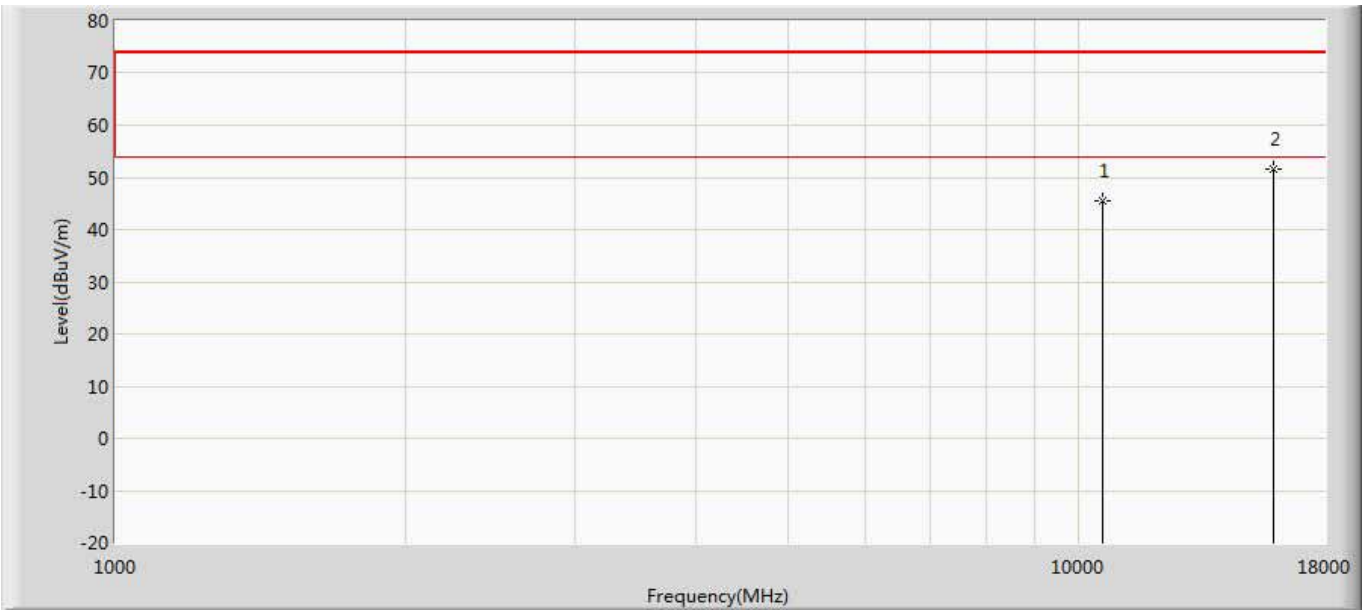

No	Mark	Frequency (MHz)	Measure Level (dBuV/m)	Reading Level (dBuV)	Over Limit (dB)	Limit (dBuV/m)	Factor (dB)	Type
1		10600.000	45.376	33.325	-28.624	74.000	12.051	PK
2	*	15900.000	51.452	32.930	-22.548	74.000	18.522	PK

Engineer: Damon	
Site: AC5	Time: 2017/06/07 - 17:01
Limit: FCC_Part15.209_RE(3m)	Margin: 0
Probe: Horn_3117_00167055(1-18GHz)	Polarity: Horizontal
EUT: ACCESS POINT	Power: AC 120V/60Hz
Note: Mode 3:Transmit at channel 5320MHz by 11AC20	

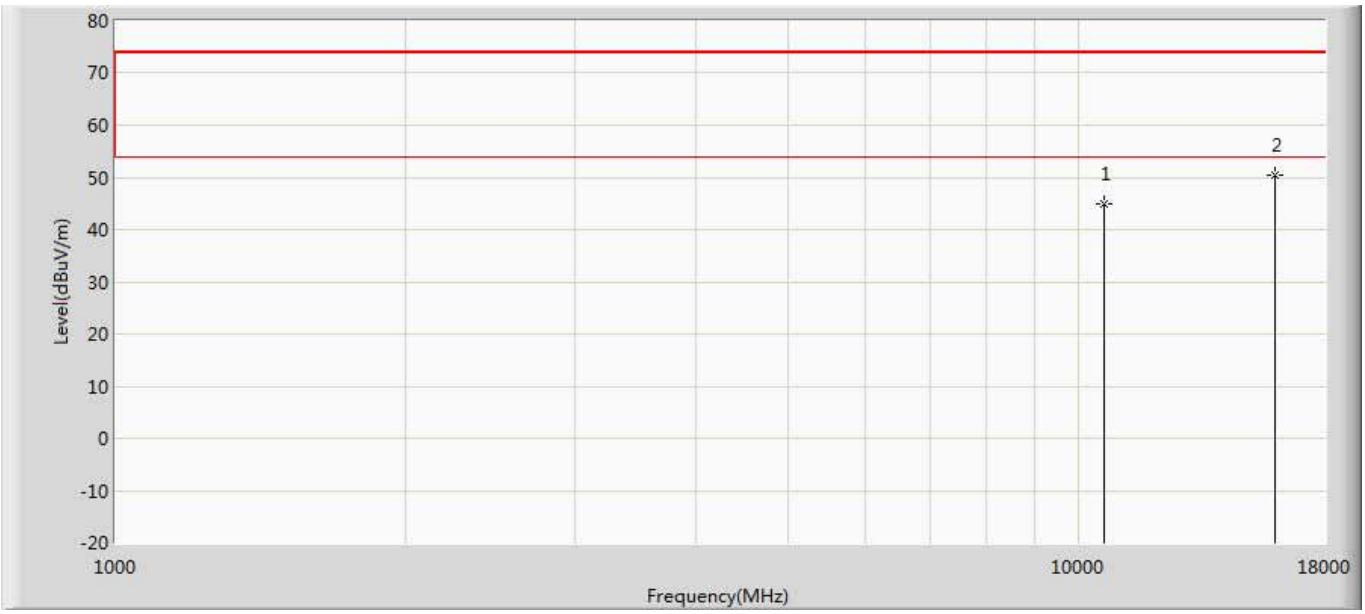

No	Mark	Frequency (MHz)	Measure Level (dBuV/m)	Reading Level (dBuV)	Over Limit (dB)	Limit (dBuV/m)	Factor (dB)	Type
1		10640.000	45.000	32.958	-29.000	74.000	12.042	PK
2	*	15960.000	50.507	32.044	-23.493	74.000	18.463	PK

Engineer: Damon	
Site: AC5	Time: 2017/06/07 - 17:01
Limit: FCC_Part15.209_RE(3m)	Margin: 0
Probe: Horn_3117_00167055(1-18GHz)	Polarity: Vertical
EUT: ACCESS POINT	Power: AC 120V/60Hz
Note: Mode 3:Transmit at channel 5320MHz by 11AC20	

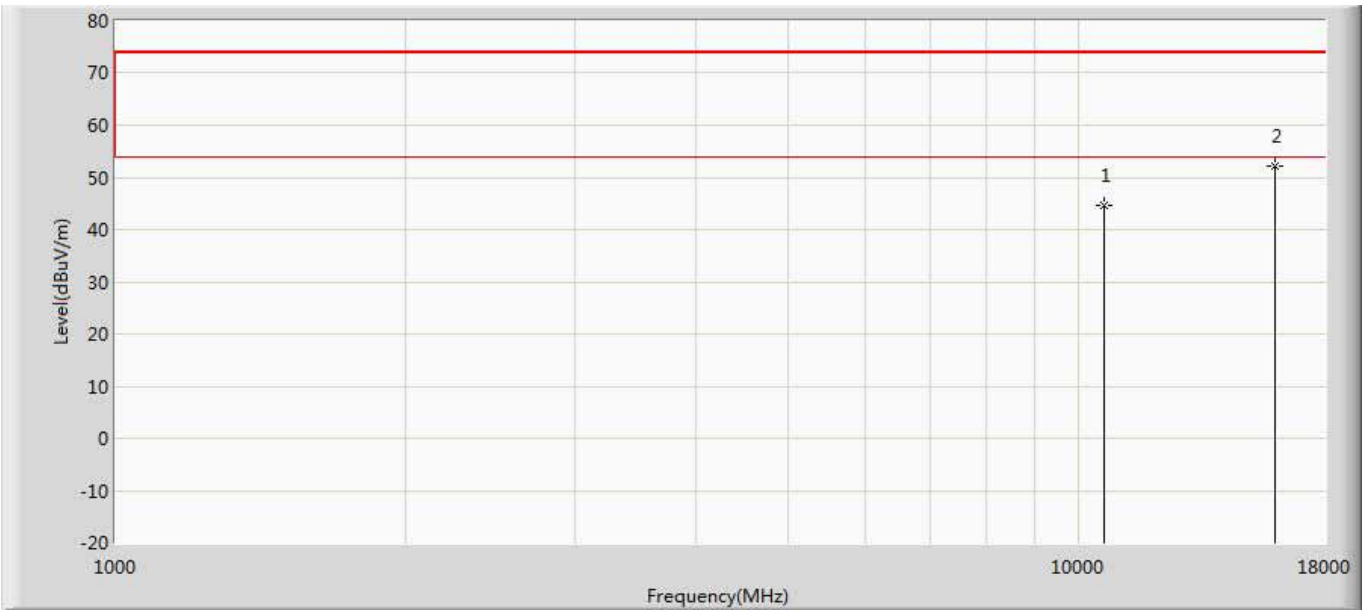

No	Mark	Frequency (MHz)	Measure Level (dBuV/m)	Reading Level (dBuV)	Over Limit (dB)	Limit (dBuV/m)	Factor (dB)	Type
1		10640.000	44.757	32.715	-29.243	74.000	12.042	PK
2	*	15960.000	52.287	33.824	-21.713	74.000	18.463	PK

Engineer: Damon	
Site: AC5	Time: 2017/06/07 - 17:01
Limit: FCC_Part15.209_RE(3m)	Margin: 0
Probe: Horn_3117_00167055(1-18GHz)	Polarity: Horizontal
EUT: ACCESS POINT	Power: AC 120V/60Hz
Note: Mode 3:Transmit at channel 5500MHz by 11AC20	

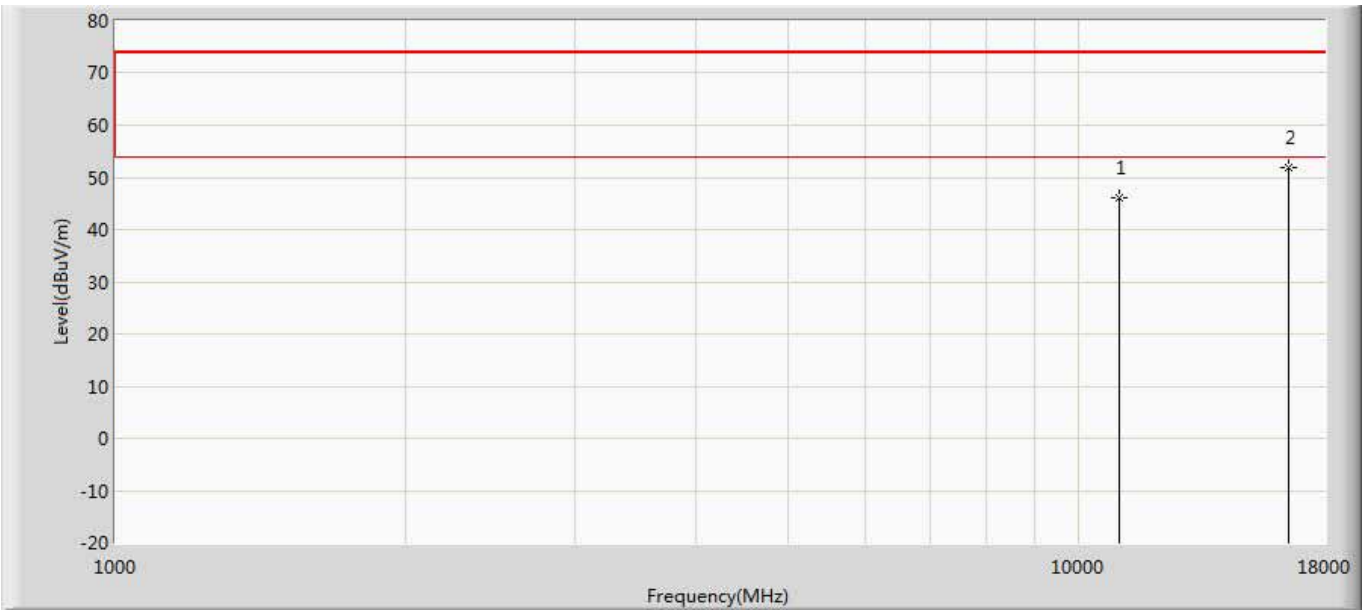

No	Mark	Frequency (MHz)	Measure Level (dBuV/m)	Reading Level (dBuV)	Over Limit (dB)	Limit (dBuV/m)	Factor (dB)	Type
1		11000.000	45.959	33.429	-28.041	74.000	12.529	PK
2	*	16500.000	51.792	32.702	-22.208	74.000	19.090	PK

Engineer: Damon	
Site: AC5	Time: 2017/06/07 - 17:01
Limit: FCC_Part15.209_RE(3m)	Margin: 0
Probe: Horn_3117_00167055(1-18GHz)	Polarity: Vertical
EUT: ACCESS POINT	Power: AC 120V/60Hz
Note: Mode 3:Transmit at channel 5500MHz by 11AC20	

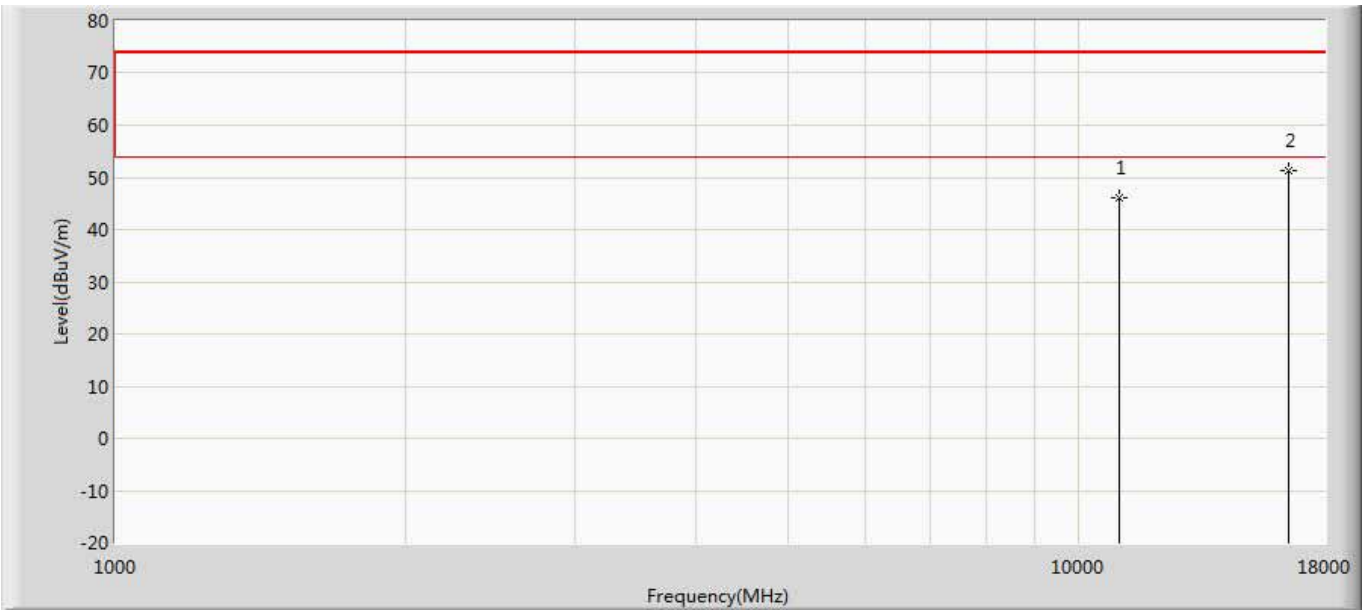

No	Mark	Frequency (MHz)	Measure Level (dBuV/m)	Reading Level (dBuV)	Over Limit (dB)	Limit (dBuV/m)	Factor (dB)	Type
1		11000.000	46.109	33.579	-27.891	74.000	12.529	PK
2	*	16500.000	51.250	32.160	-22.750	74.000	19.090	PK

Engineer: Damon	
Site: AC5	Time: 2017/06/07 - 17:01
Limit: FCC_Part15.209_RE(3m)	Margin: 0
Probe: Horn_3117_00167055(1-18GHz)	Polarity: Horizontal
EUT: ACCESS POINT	Power: AC 120V/60Hz
Note: Mode 3:Transmit at channel 5600MHz by 11AC20	

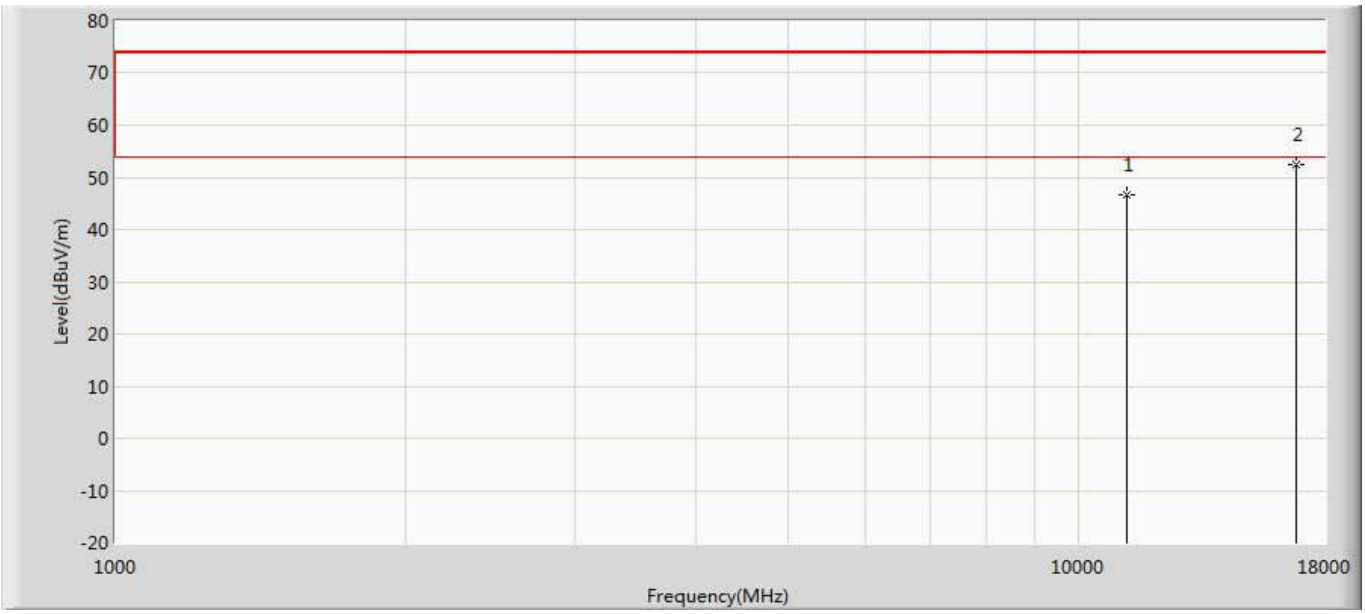

No	Mark	Frequency (MHz)	Measure Level (dBuV/m)	Reading Level (dBuV)	Over Limit (dB)	Limit (dBuV/m)	Factor (dB)	Type
1		11200.000	46.527	33.661	-27.473	74.000	12.866	PK
2	*	16800.000	52.471	32.891	-21.529	74.000	19.580	PK

Engineer: Damon	
Site: AC5	Time: 2017/06/07 - 17:01
Limit: FCC_Part15.209_RE(3m)	Margin: 0
Probe: Horn_3117_00167055(1-18GHz)	Polarity: Vertical
EUT: ACCESS POINT	Power: AC 120V/60Hz
Note: Mode 3:Transmit at channel 5600MHz by 11AC20	

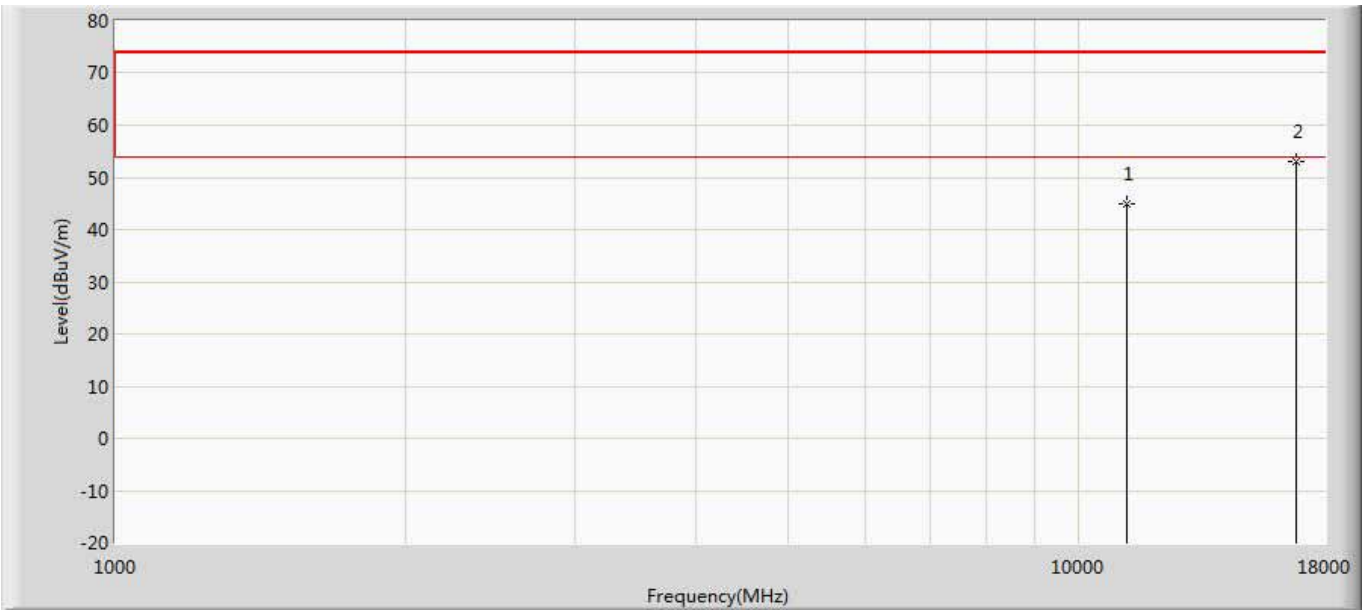

No	Mark	Frequency (MHz)	Measure Level (dBuV/m)	Reading Level (dBuV)	Over Limit (dB)	Limit (dBuV/m)	Factor (dB)	Type
1		11200.000	44.840	31.974	-29.160	74.000	12.866	PK
2	*	16800.000	52.914	33.334	-21.086	74.000	19.580	PK

Engineer: Damon	
Site: AC5	Time: 2017/06/07 - 17:01
Limit: FCC_Part15.209_RE(3m)	Margin: 0
Probe: Horn_3117_00167055(1-18GHz)	Polarity: Horizontal
EUT: ACCESS POINT	Power: AC 120V/60Hz
Note: Mode 3:Transmit at channel 5700MHz by 11AC20	

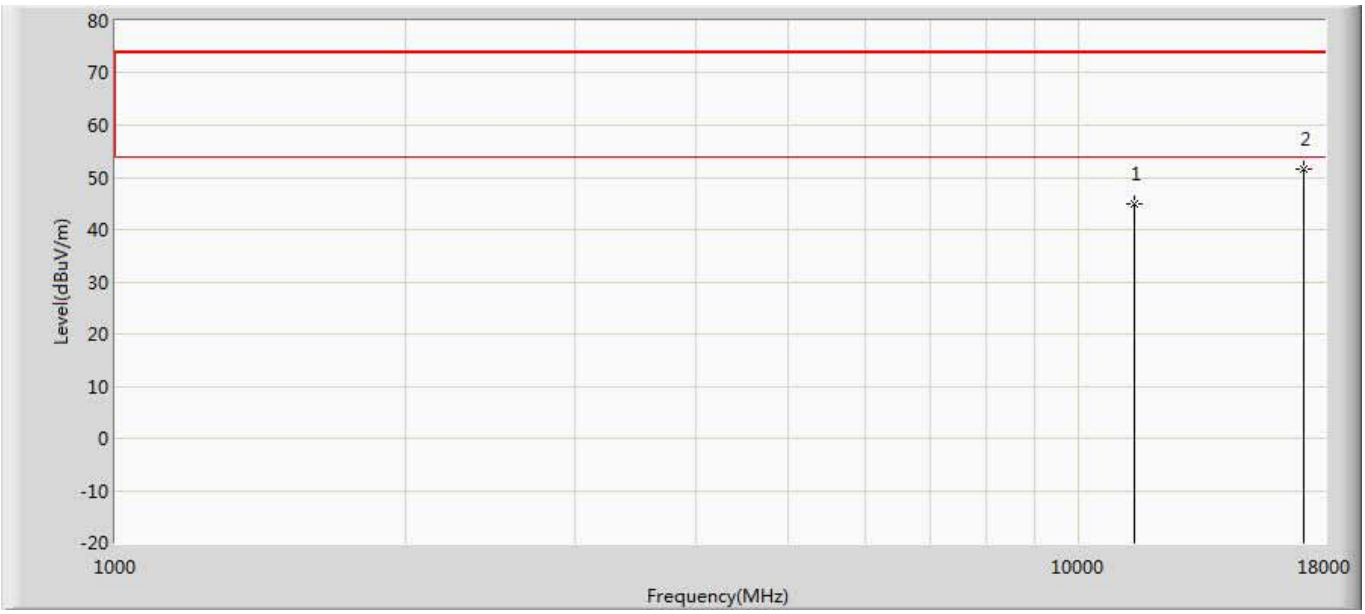

No	Mark	Frequency (MHz)	Measure Level (dBuV/m)	Reading Level (dBuV)	Over Limit (dB)	Limit (dBuV/m)	Factor (dB)	Type
1		11400.000	44.957	31.470	-29.043	74.000	13.488	PK
2	*	17100.000	51.451	31.651	-22.549	74.000	19.800	PK

Engineer: Damon	
Site: AC5	Time: 2017/06/07 - 17:01
Limit: FCC_Part15.209_RE(3m)	Margin: 0
Probe: Horn_3117_00167055(1-18GHz)	Polarity: Vertical
EUT: ACCESS POINT	Power: AC 120V/60Hz
Note: Mode 3:Transmit at channel 5700MHz by 11AC20	

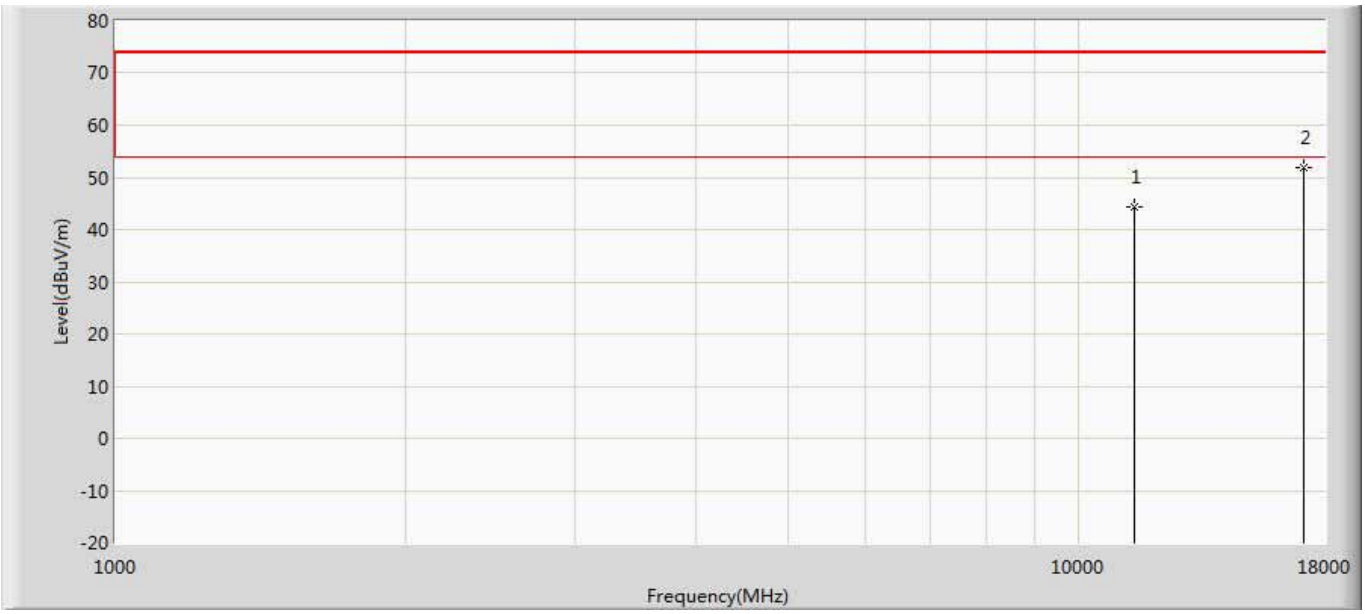

No	Mark	Frequency (MHz)	Measure Level (dBuV/m)	Reading Level (dBuV)	Over Limit (dB)	Limit (dBuV/m)	Factor (dB)	Type
1		11400.000	44.356	30.869	-29.644	74.000	13.488	PK
2	*	17100.000	51.887	32.087	-22.113	74.000	19.800	PK

Engineer: Damon	
Site: AC5	Time: 2017/06/07 - 17:01
Limit: FCC_Part15.209_RE(3m)	Margin: 0
Probe: Horn_3117_00167055(1-18GHz)	Polarity: Horizontal
EUT: ACCESS POINT	Power: AC 120V/60Hz
Note: Mode 4:Transmit at channel 5270MHz by 11N40	

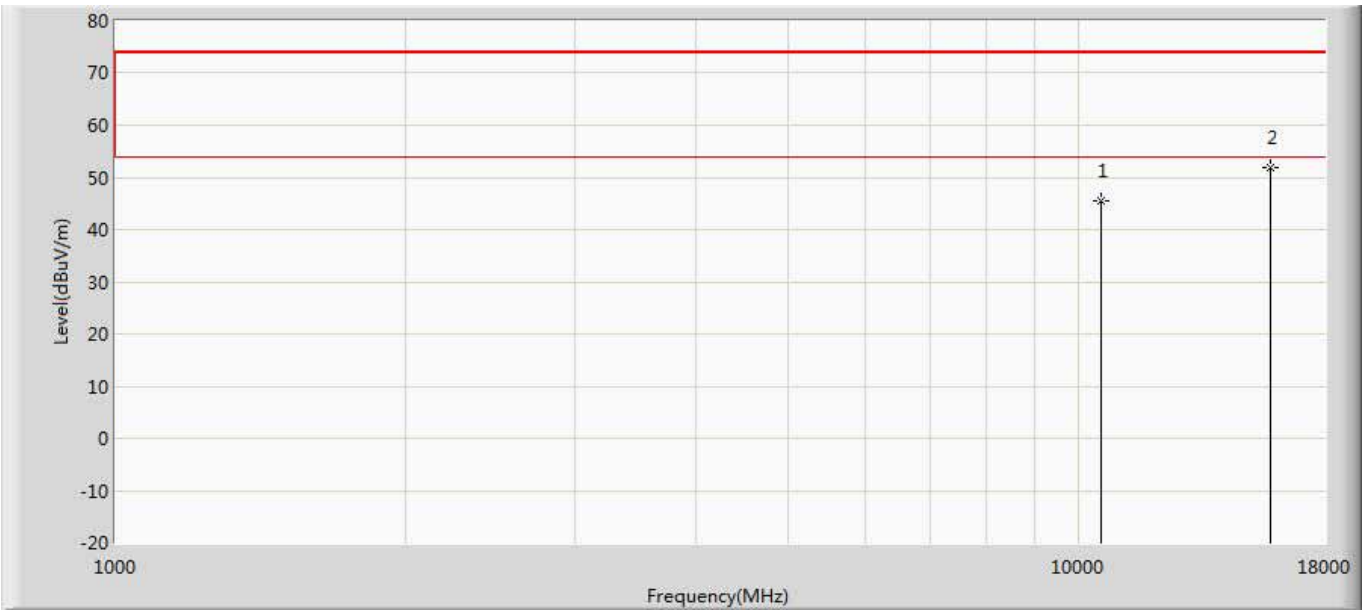

No	Mark	Frequency (MHz)	Measure Level (dBuV/m)	Reading Level (dBuV)	Over Limit (dB)	Limit (dBuV/m)	Factor (dB)	Type
1		10540.000	45.529	33.797	-28.471	74.000	11.733	PK
2	*	15810.000	51.839	33.363	-22.161	74.000	18.477	PK

Engineer: Damon	
Site: AC5	Time: 2017/06/07 - 17:01
Limit: FCC_Part15.209_RE(3m)	Margin: 0
Probe: Horn_3117_00167055(1-18GHz)	Polarity: Vertical
EUT: ACCESS POINT	Power: AC 120V/60Hz
Note: Mode 4:Transmit at channel 5270MHz by 11N40	

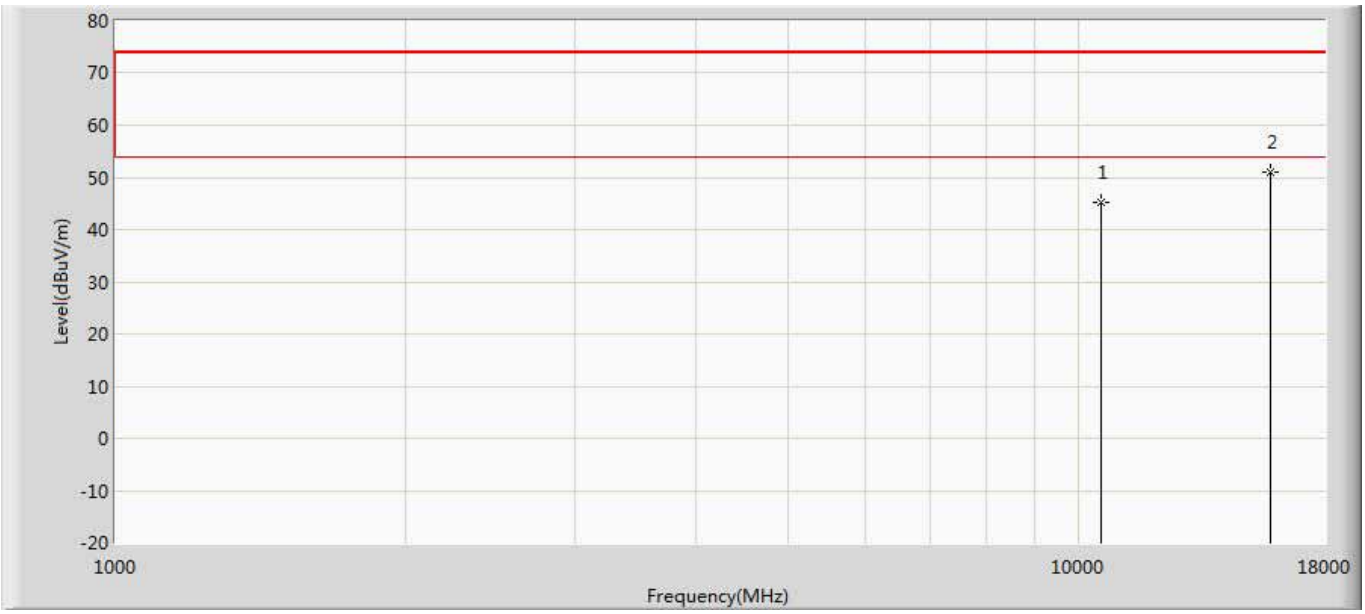

No	Mark	Frequency (MHz)	Measure Level (dBuV/m)	Reading Level (dBuV)	Over Limit (dB)	Limit (dBuV/m)	Factor (dB)	Type
1		10540.000	45.116	33.384	-28.884	74.000	11.733	PK
2	*	15810.000	50.894	32.418	-23.106	74.000	18.477	PK

Engineer: Damon	
Site: AC5	Time: 2017/06/07 - 17:02
Limit: FCC_Part15.209_RE(3m)	Margin: 0
Probe: Horn_3117_00167055(1-18GHz)	Polarity: Horizontal
EUT: ACCESS POINT	Power: AC 120V/60Hz
Note: Mode 4:Transmit at channel 5310MHz by 11N40	

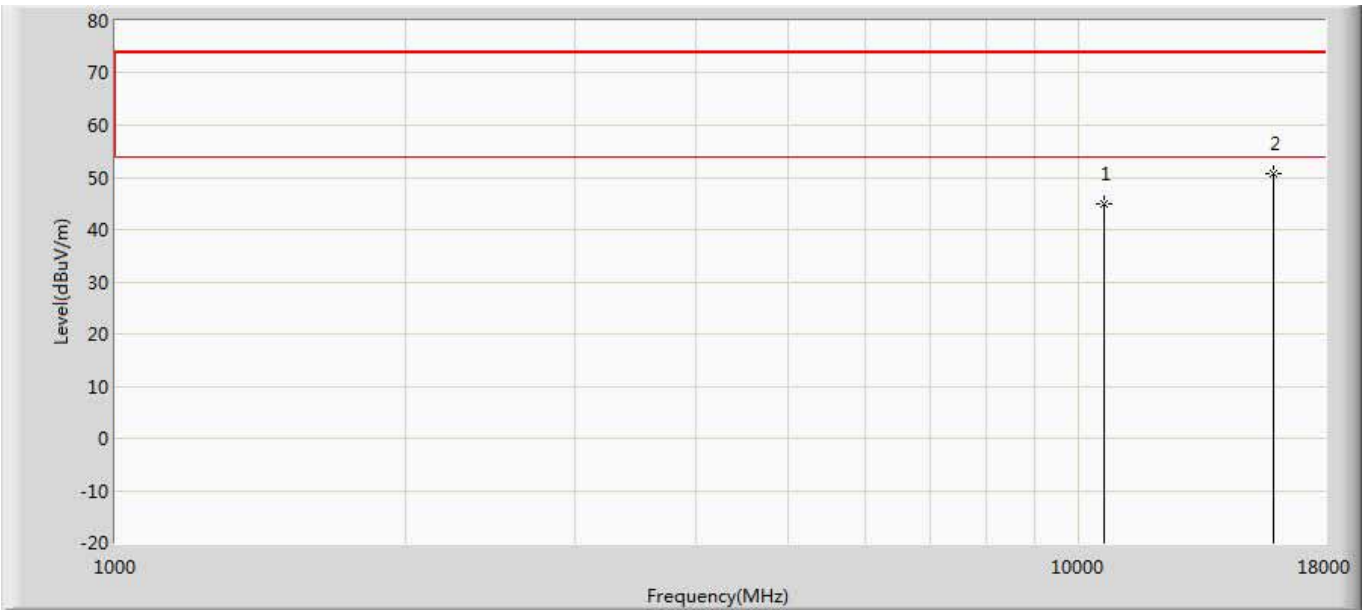

No	Mark	Frequency (MHz)	Measure Level (dBuV/m)	Reading Level (dBuV)	Over Limit (dB)	Limit (dBuV/m)	Factor (dB)	Type
1		10620.000	44.977	33.120	-29.023	74.000	11.857	PK
2	*	15930.000	50.683	32.037	-23.317	74.000	18.646	PK

Engineer: Damon	
Site: AC5	Time: 2017/06/07 - 17:02
Limit: FCC_Part15.209_RE(3m)	Margin: 0
Probe: Horn_3117_00167055(1-18GHz)	Polarity: Vertical
EUT: ACCESS POINT	Power: AC 120V/60Hz
Note: Mode 4:Transmit at channel 5310MHz by 11N40	

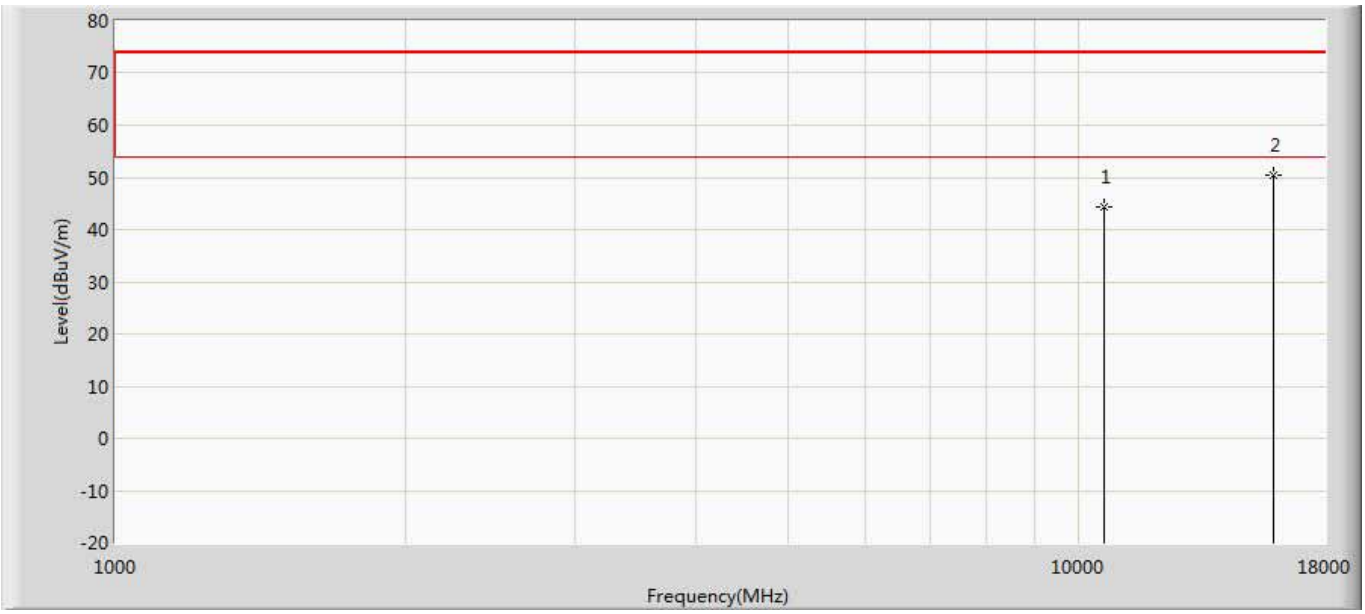

No	Mark	Frequency (MHz)	Measure Level (dBuV/m)	Reading Level (dBuV)	Over Limit (dB)	Limit (dBuV/m)	Factor (dB)	Type
1		10620.000	44.345	32.488	-29.655	74.000	11.857	PK
2	*	15930.000	50.504	31.858	-23.496	74.000	18.646	PK

Engineer: Damon	
Site: AC5	Time: 2017/06/07 - 17:02
Limit: FCC_Part15.209_RE(3m)	Margin: 0
Probe: Horn_3117_00167055(1-18GHz)	Polarity: Horizontal
EUT: ACCESS POINT	Power: AC 120V/60Hz
Note: Mode 4:Transmit at channel 5510MHz by 11N40	

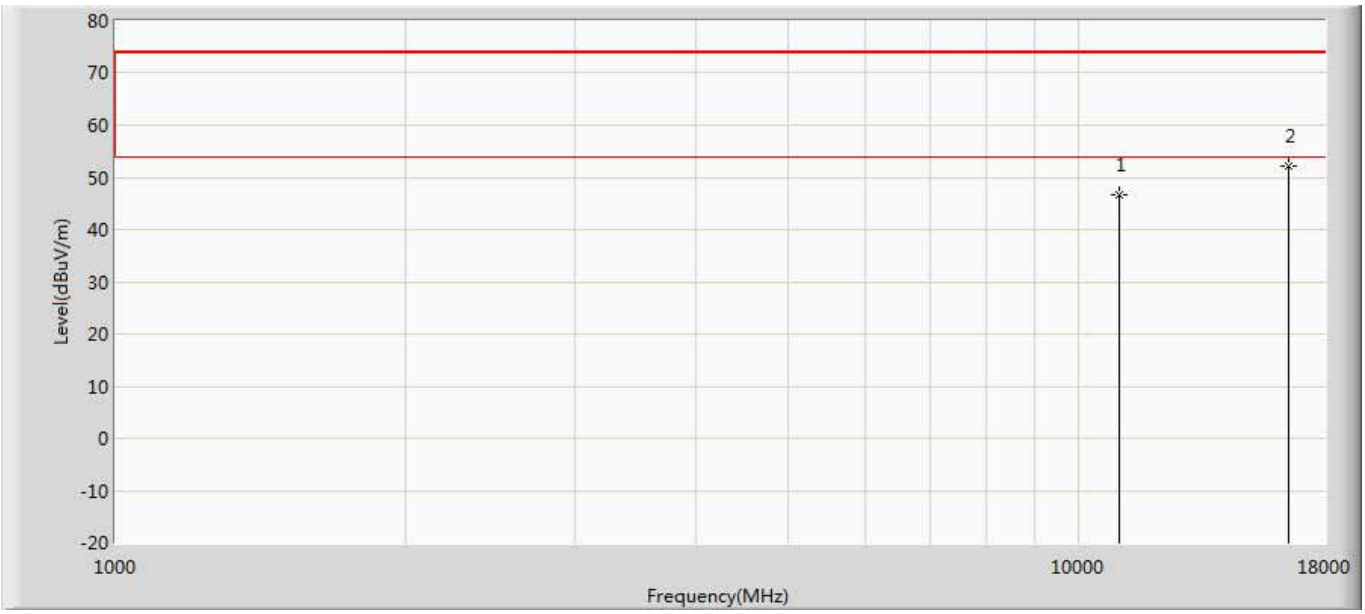

No	Mark	Frequency (MHz)	Measure Level (dBuV/m)	Reading Level (dBuV)	Over Limit (dB)	Limit (dBuV/m)	Factor (dB)	Type
1		11020.000	46.645	33.567	-27.355	74.000	13.078	PK
2	*	16530.000	52.269	33.268	-21.731	74.000	19.001	PK

Engineer: Damon	
Site: AC5	Time: 2017/06/07 - 17:02
Limit: FCC_Part15.209_RE(3m)	Margin: 0
Probe: Horn_3117_00167055(1-18GHz)	Polarity: Vertical
EUT: ACCESS POINT	Power: AC 120V/60Hz
Note: Mode 4:Transmit at channel 5510MHz by 11N40	

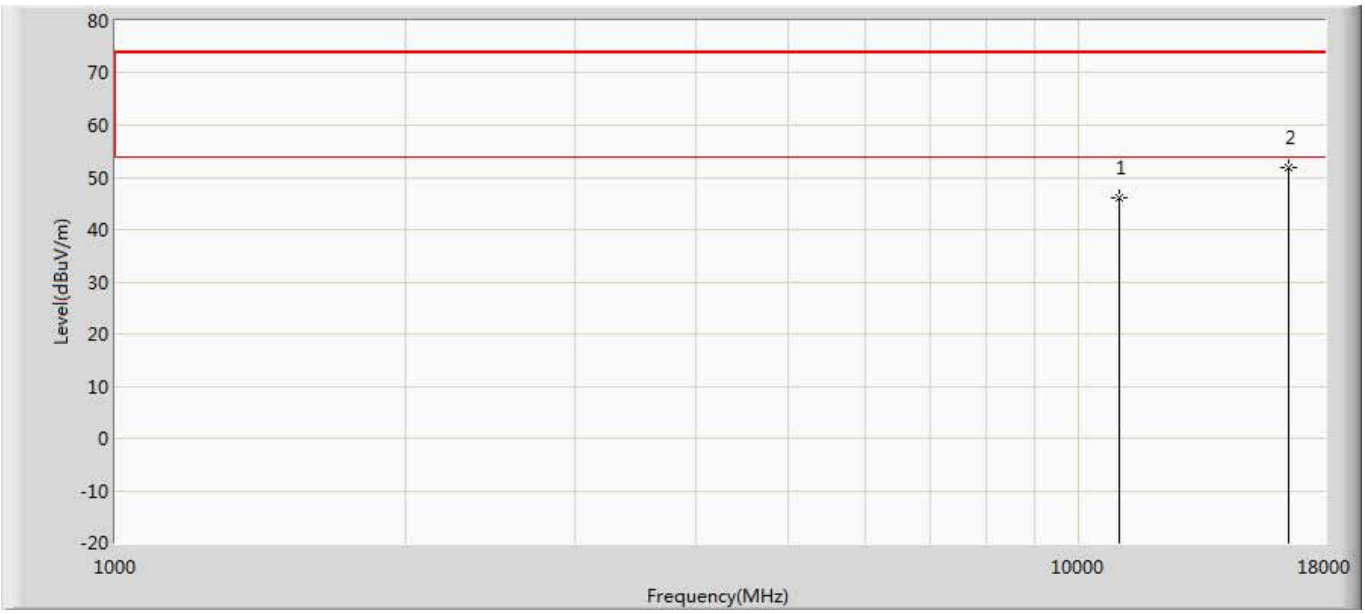

No	Mark	Frequency (MHz)	Measure Level (dBuV/m)	Reading Level (dBuV)	Over Limit (dB)	Limit (dBuV/m)	Factor (dB)	Type
1		11020.000	46.123	33.045	-27.877	74.000	13.078	PK
2	*	16530.000	51.889	32.888	-22.111	74.000	19.001	PK

Engineer: Damon	
Site: AC5	Time: 2017/06/07 - 17:02
Limit: FCC_Part15.209_RE(3m)	Margin: 0
Probe: Horn_3117_00167055(1-18GHz)	Polarity: Horizontal
EUT: ACCESS POINT	Power: AC 120V/60Hz
Note: Mode 4:Transmit at channel 5590MHz by 11N40	

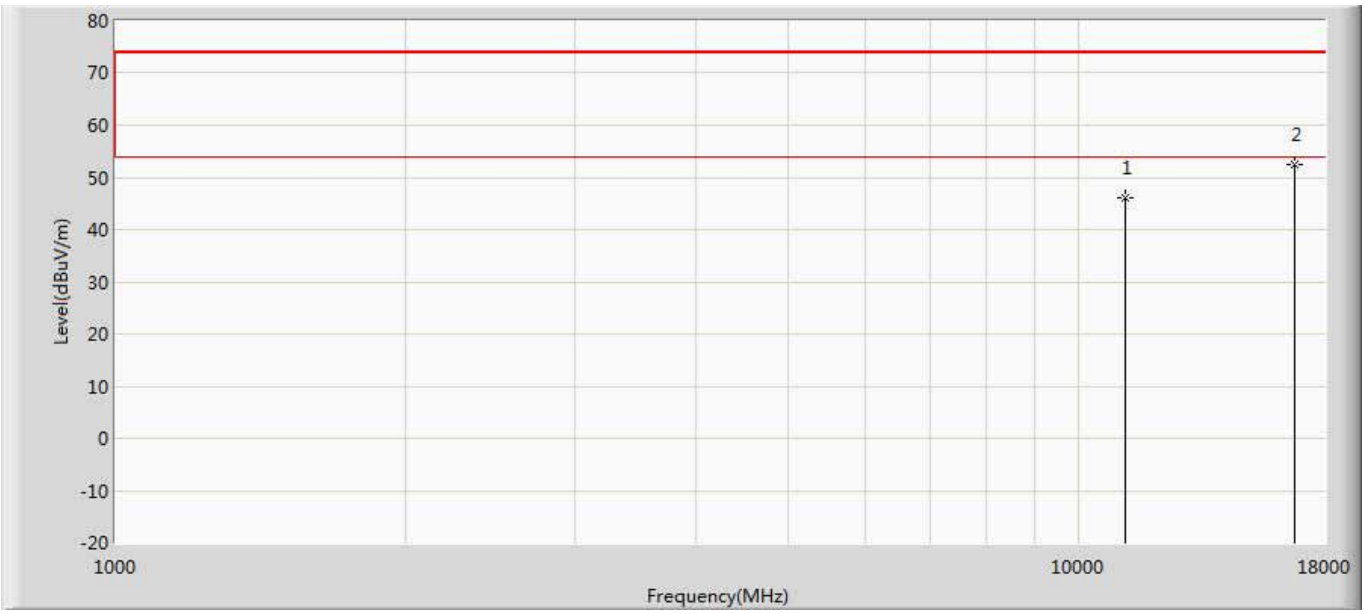

No	Mark	Frequency (MHz)	Measure Level (dBuV/m)	Reading Level (dBuV)	Over Limit (dB)	Limit (dBuV/m)	Factor (dB)	Type
1		11180.000	46.023	32.698	-27.977	74.000	13.325	PK
2	*	16770.000	52.607	33.266	-21.393	74.000	19.341	PK

Engineer: Damon	
Site: AC5	Time: 2017/06/07 - 17:02
Limit: FCC_Part15.209_RE(3m)	Margin: 0
Probe: Horn_3117_00167055(1-18GHz)	Polarity: Vertical
EUT: ACCESS POINT	Power: AC 120V/60Hz
Note: Mode 4:Transmit at channel 5590MHz by 11N40	

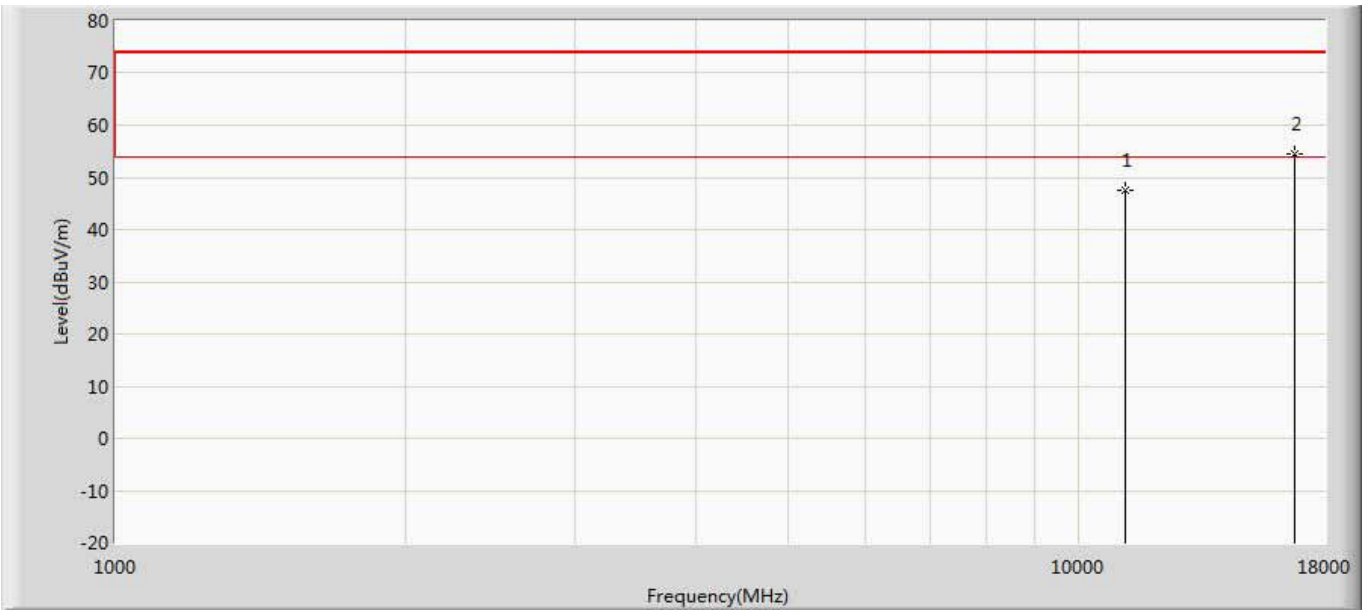

No	Mark	Frequency (MHz)	Measure Level (dBuV/m)	Reading Level (dBuV)	Over Limit (dB)	Limit (dBuV/m)	Factor (dB)	Type
1		11180.000	47.673	34.348	-26.327	74.000	13.325	PK
2	*	16770.000	54.567	35.226	-19.433	74.000	19.341	PK

Engineer: Damon	
Site: AC5	Time: 2017/06/07 - 17:02
Limit: FCC_Part15.209_RE(3m)	Margin: 0
Probe: Horn_3117_00167055(1-18GHz)	Polarity: Horizontal
EUT: ACCESS POINT	Power: AC 120V/60Hz
Note: Mode 4:Transmit at channel 5670MHz by 11N40	

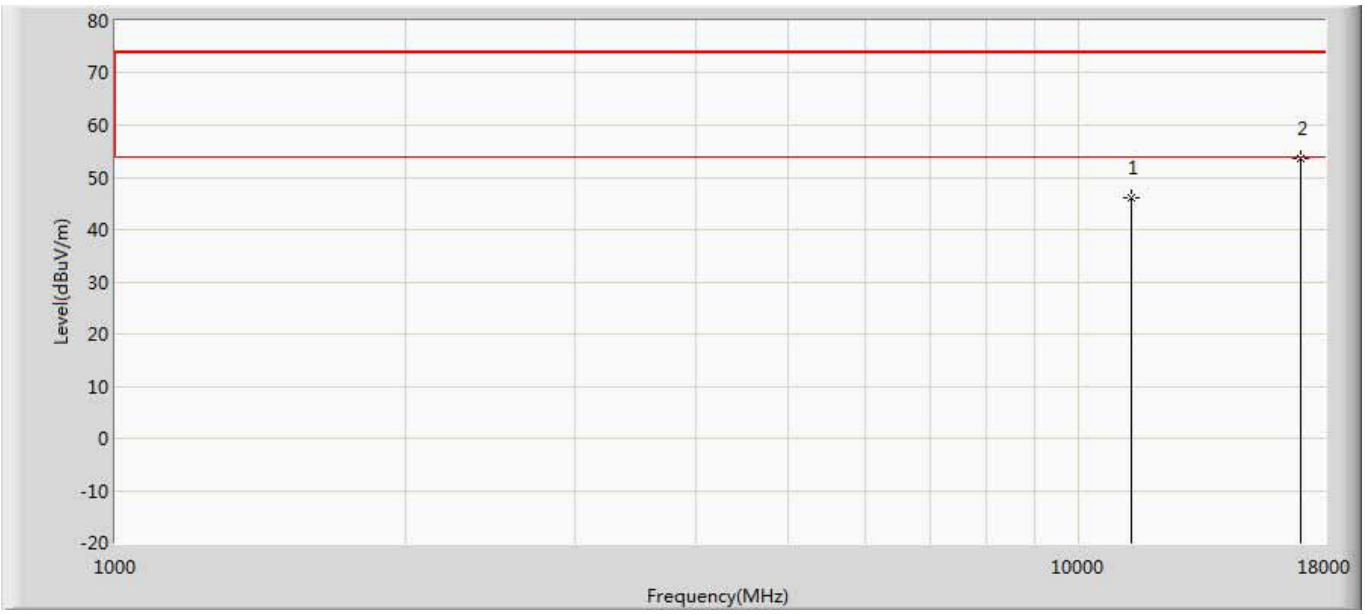

No	Mark	Frequency (MHz)	Measure Level (dBuV/m)	Reading Level (dBuV)	Over Limit (dB)	Limit (dBuV/m)	Factor (dB)	Type
1		11340.000	46.030	32.744	-27.970	74.000	13.286	PK
2	*	17010.000	53.647	33.493	-20.353	74.000	20.154	PK

Engineer: Damon	
Site: AC5	Time: 2017/06/07 - 17:02
Limit: FCC_Part15.209_RE(3m)	Margin: 0
Probe: Horn_3117_00167055(1-18GHz)	Polarity: Vertical
EUT: ACCESS POINT	Power: AC 120V/60Hz
Note: Mode 4:Transmit at channel 5670MHz by 11N40	

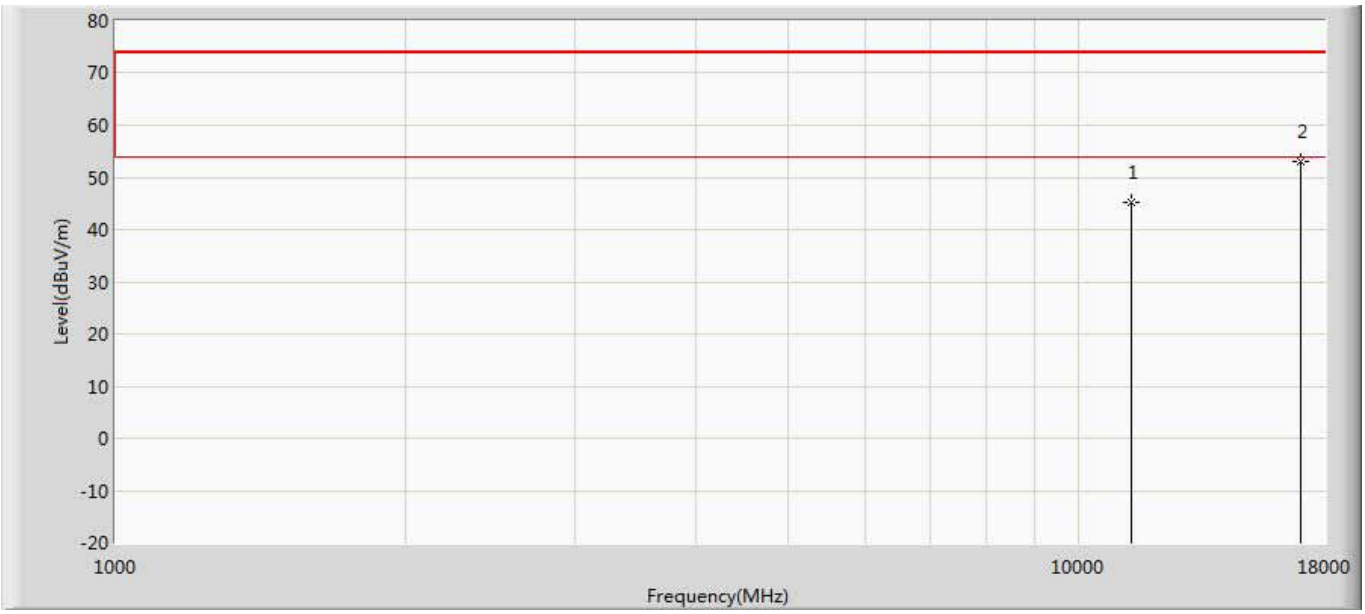

No	Mark	Frequency (MHz)	Measure Level (dBuV/m)	Reading Level (dBuV)	Over Limit (dB)	Limit (dBuV/m)	Factor (dB)	Type
1		11340.000	45.205	31.919	-28.795	74.000	13.286	PK
2	*	17010.000	52.983	32.829	-21.017	74.000	20.154	PK

Engineer: Damon	
Site: AC5	Time: 2017/06/07 - 17:02
Limit: FCC_Part15.209_RE(3m)	Margin: 0
Probe: Horn_3117_00167055(1-18GHz)	Polarity: Horizontal
EUT: ACCESS POINT	Power: AC 120V/60Hz
Note: Mode 5:Transmit at channel 5270MHz by 11AC40	

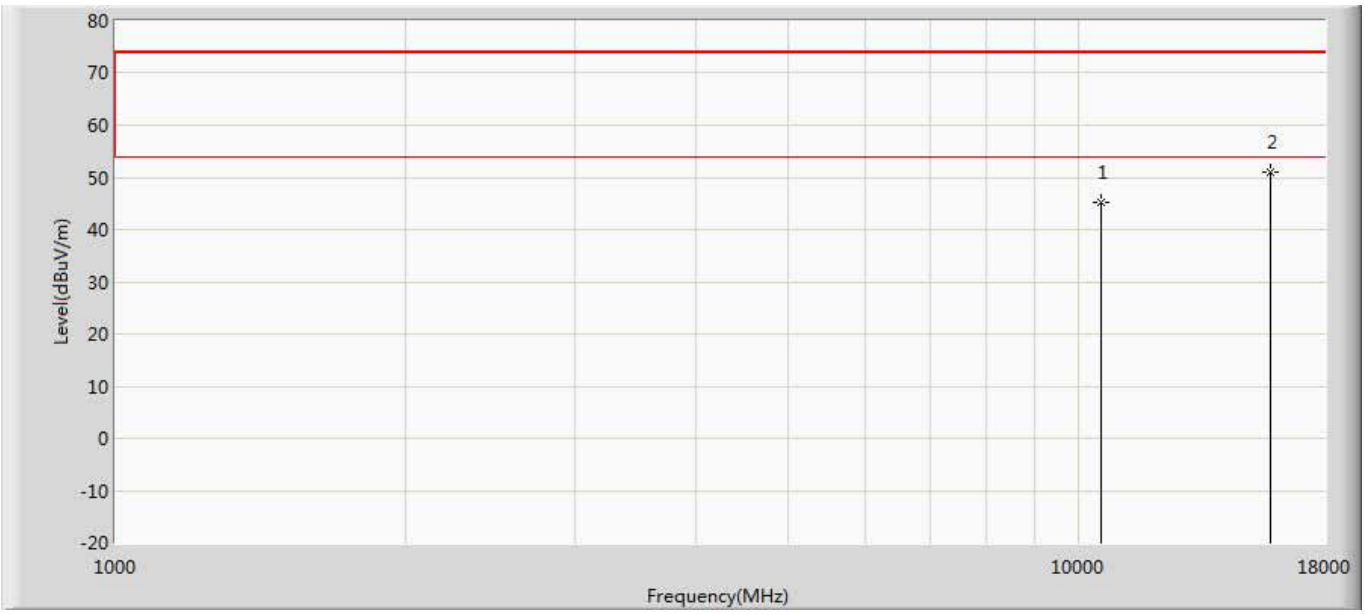

No	Mark	Frequency (MHz)	Measure Level (dBuV/m)	Reading Level (dBuV)	Over Limit (dB)	Limit (dBuV/m)	Factor (dB)	Type
1		10540.000	45.162	33.430	-28.838	74.000	11.733	PK
2	*	15810.000	51.043	32.567	-22.957	74.000	18.477	PK

Engineer: Damon	
Site: AC5	Time: 2017/06/07 - 17:02
Limit: FCC_Part15.209_RE(3m)	Margin: 0
Probe: Horn_3117_00167055(1-18GHz)	Polarity: Vertical
EUT: ACCESS POINT	Power: AC 120V/60Hz
Note: Mode 5:Transmit at channel 5270MHz by 11AC40	

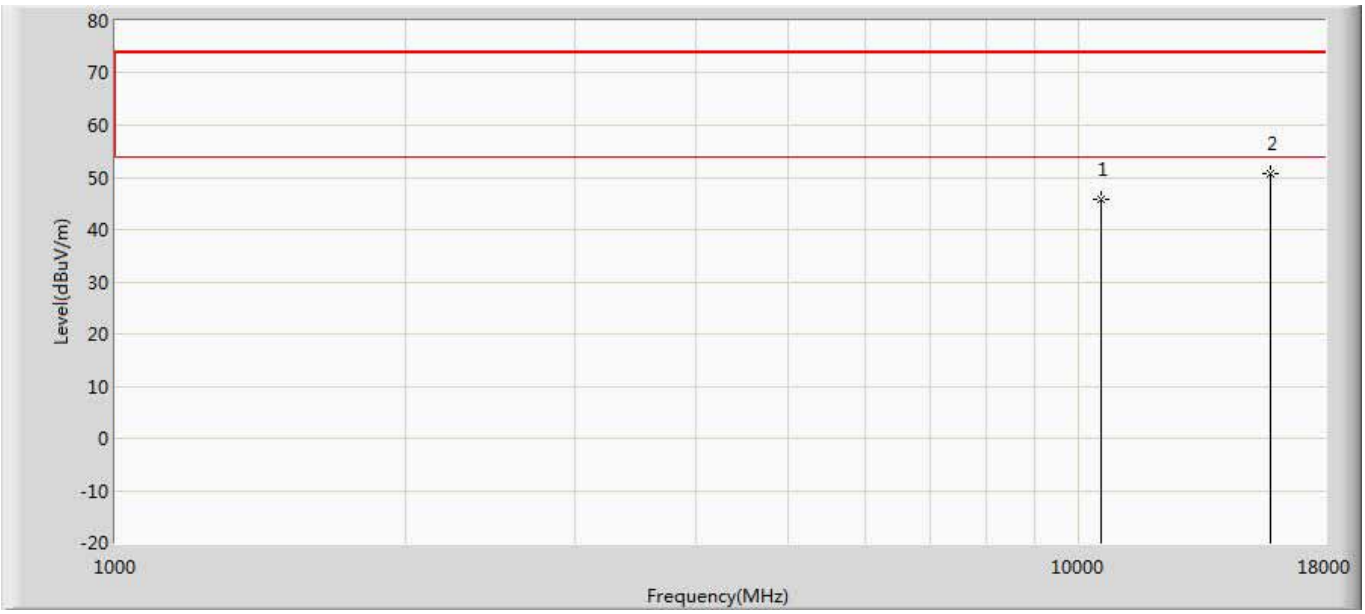

No	Mark	Frequency (MHz)	Measure Level (dBuV/m)	Reading Level (dBuV)	Over Limit (dB)	Limit (dBuV/m)	Factor (dB)	Type
1		10540.000	45.853	34.121	-28.147	74.000	11.733	PK
2	*	15810.000	50.724	32.248	-23.276	74.000	18.477	PK

Engineer: Damon	
Site: AC5	Time: 2017/06/07 - 17:02
Limit: FCC_Part15.209_RE(3m)	Margin: 0
Probe: Horn_3117_00167055(1-18GHz)	Polarity: Horizontal
EUT: ACCESS POINT	Power: AC 120V/60Hz
Note: Mode 5:Transmit at channel 5310MHz by 11AC40	

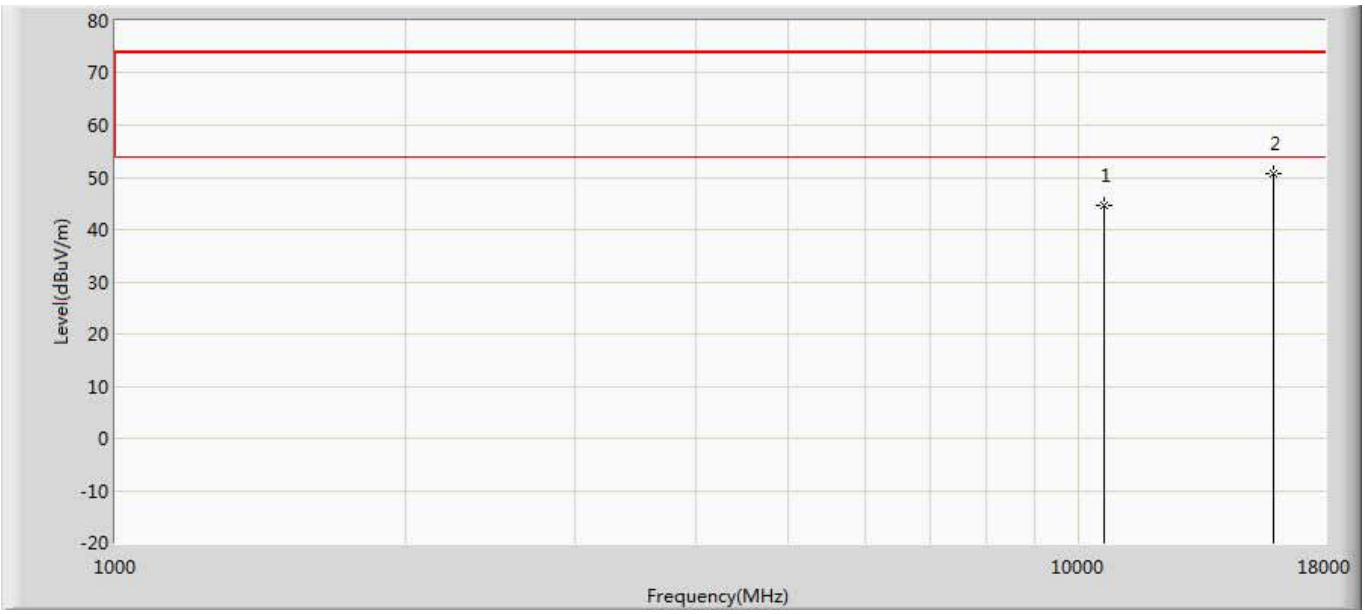

No	Mark	Frequency (MHz)	Measure Level (dBuV/m)	Reading Level (dBuV)	Over Limit (dB)	Limit (dBuV/m)	Factor (dB)	Type
1		10620.000	44.780	32.923	-29.220	74.000	11.857	PK
2	*	15930.000	50.667	32.021	-23.333	74.000	18.646	PK

Engineer: Damon	
Site: AC5	Time: 2017/06/07 - 17:02
Limit: FCC_Part15.209_RE(3m)	Margin: 0
Probe: Horn_3117_00167055(1-18GHz)	Polarity: Vertical
EUT: ACCESS POINT	Power: AC 120V/60Hz
Note: Mode 5:Transmit at channel 5310MHz by 11AC40	

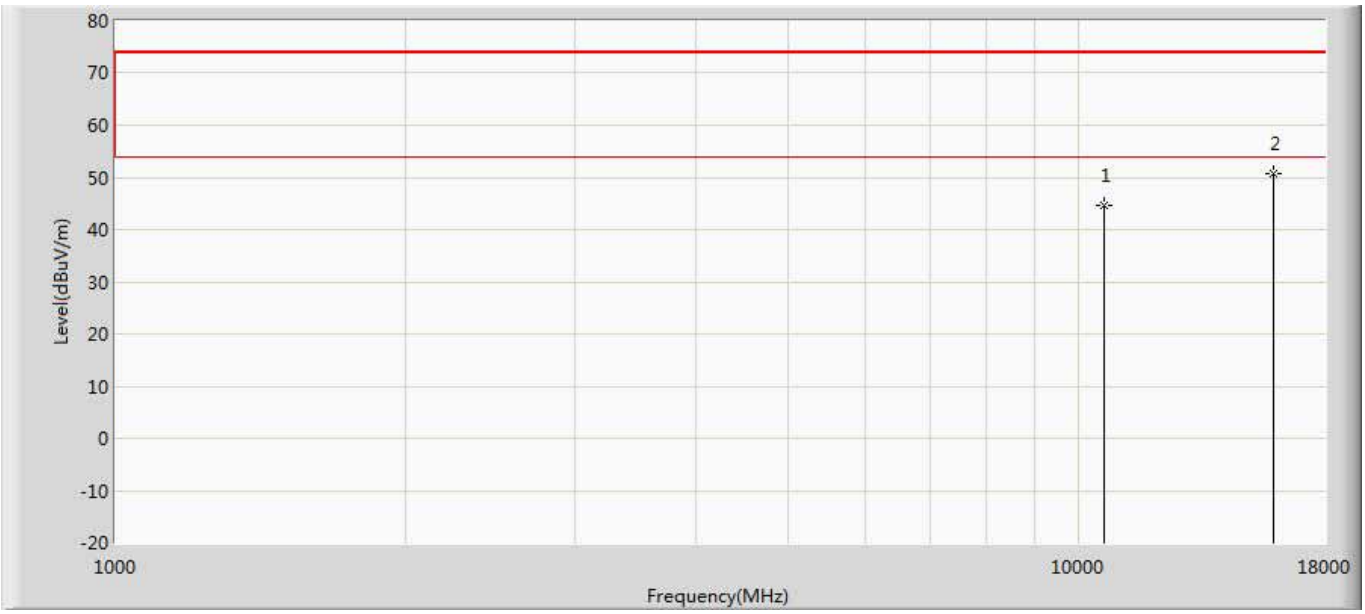

No	Mark	Frequency (MHz)	Measure Level (dBuV/m)	Reading Level (dBuV)	Over Limit (dB)	Limit (dBuV/m)	Factor (dB)	Type
1		10620.000	44.729	32.872	-29.271	74.000	11.857	PK
2	*	15930.000	50.817	32.171	-23.183	74.000	18.646	PK

Engineer: Damon	
Site: AC5	Time: 2017/06/07 - 17:02
Limit: FCC_Part15.209_RE(3m)	Margin: 0
Probe: Horn_3117_00167055(1-18GHz)	Polarity: Horizontal
EUT: ACCESS POINT	Power: AC 120V/60Hz
Note: Mode 5:Transmit at channel 5510MHz by 11AC40	

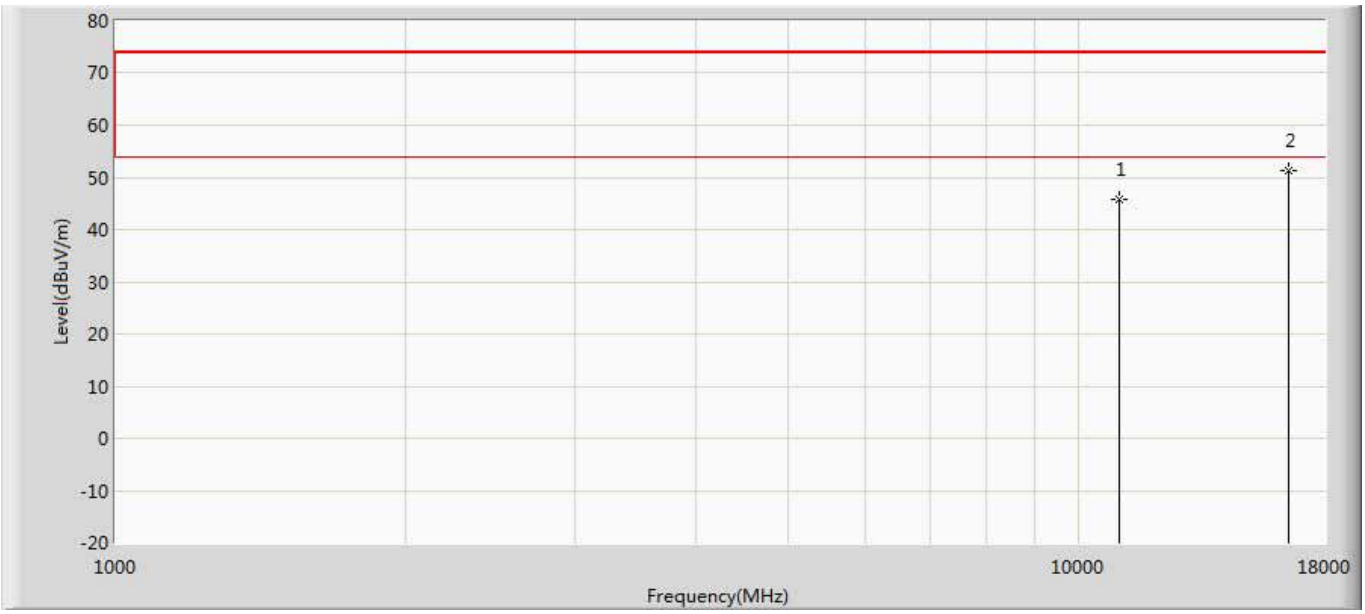

No	Mark	Frequency (MHz)	Measure Level (dBuV/m)	Reading Level (dBuV)	Over Limit (dB)	Limit (dBuV/m)	Factor (dB)	Type
1		11020.000	45.881	32.803	-28.119	74.000	13.078	PK
2	*	16530.000	51.261	32.260	-22.739	74.000	19.001	PK

Engineer: Damon	
Site: AC5	Time: 2017/06/07 - 17:03
Limit: FCC_Part15.209_RE(3m)	Margin: 0
Probe: Horn_3117_00167055(1-18GHz)	Polarity: Vertical
EUT: ACCESS POINT	Power: AC 120V/60Hz
Note: Mode 5:Transmit at channel 5510MHz by 11AC40	

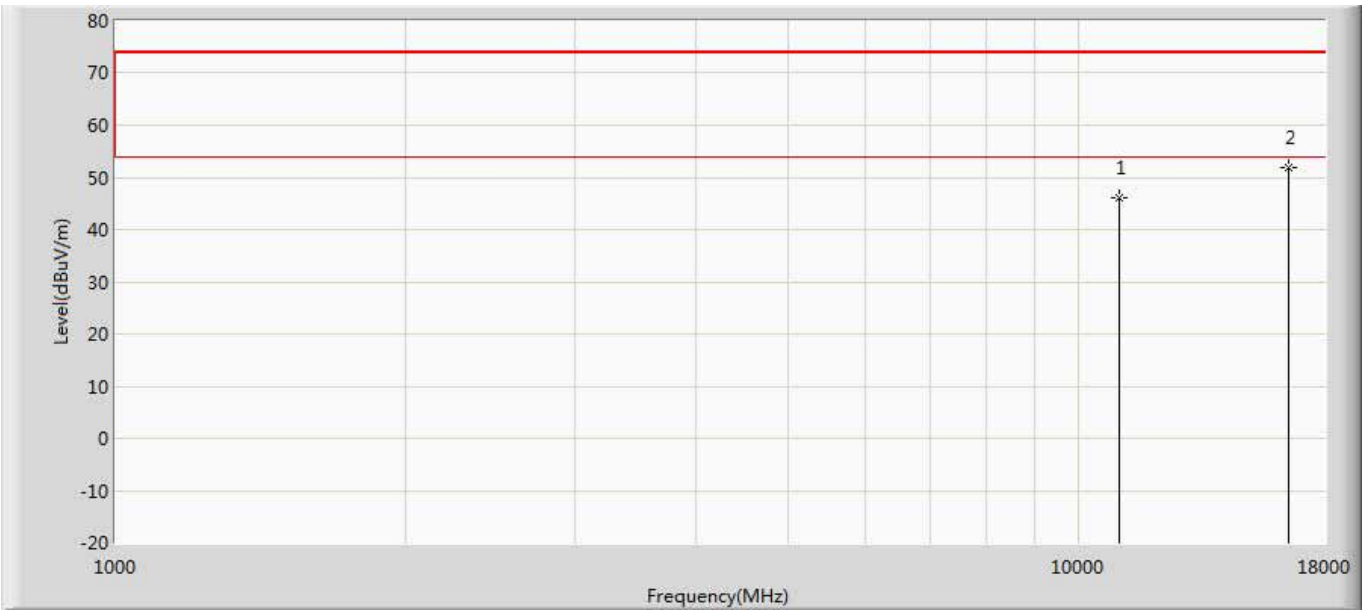

No	Mark	Frequency (MHz)	Measure Level (dBuV/m)	Reading Level (dBuV)	Over Limit (dB)	Limit (dBuV/m)	Factor (dB)	Type
1		11020.000	46.126	33.048	-27.874	74.000	13.078	PK
2	*	16530.000	52.027	33.026	-21.973	74.000	19.001	PK

Engineer: Damon	
Site: AC5	Time: 2017/06/07 - 17:03
Limit: FCC_Part15.209_RE(3m)	Margin: 0
Probe: Horn_3117_00167055(1-18GHz)	Polarity: Horizontal
EUT: ACCESS POINT	Power: AC 120V/60Hz
Note: Mode 5:Transmit at channel 5590MHz by 11AC40	

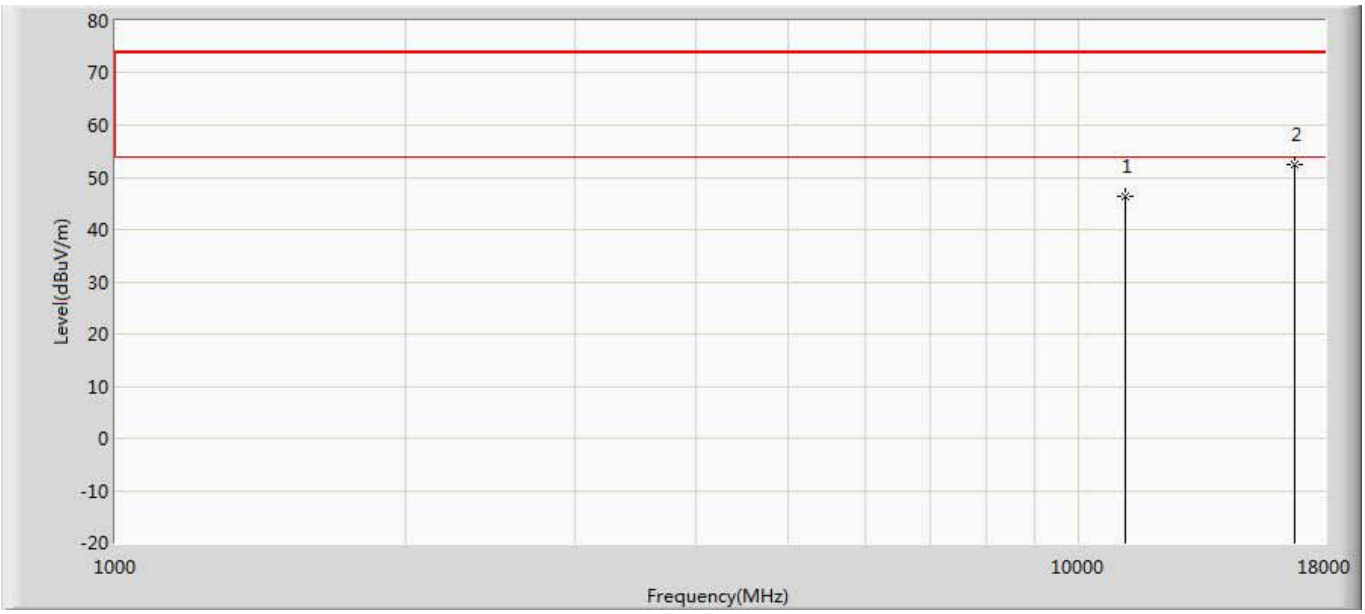

No	Mark	Frequency (MHz)	Measure Level (dBuV/m)	Reading Level (dBuV)	Over Limit (dB)	Limit (dBuV/m)	Factor (dB)	Type
1		11180.000	46.242	32.917	-27.758	74.000	13.325	PK
2	*	16770.000	52.481	33.140	-21.519	74.000	19.341	PK

Engineer: Damon	
Site: AC5	Time: 2017/06/07 - 17:03
Limit: FCC_Part15.209_RE(3m)	Margin: 0
Probe: Horn_3117_00167055(1-18GHz)	Polarity: Vertical
EUT: ACCESS POINT	Power: AC 120V/60Hz
Note: Mode 5:Transmit at channel 5590MHz by 11AC40	

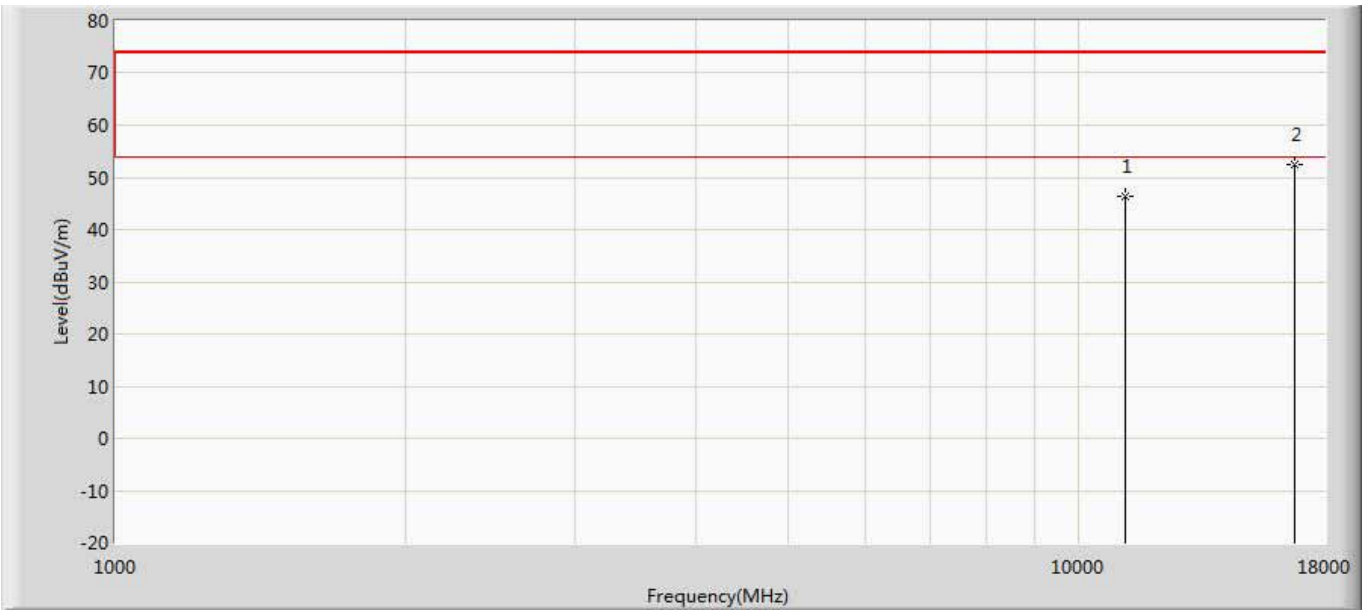

No	Mark	Frequency (MHz)	Measure Level (dBuV/m)	Reading Level (dBuV)	Over Limit (dB)	Limit (dBuV/m)	Factor (dB)	Type
1		11180.000	46.445	33.120	-27.555	74.000	13.325	PK
2	*	16770.000	52.341	33.000	-21.659	74.000	19.341	PK

Engineer: Damon	
Site: AC5	Time: 2017/06/07 - 17:03
Limit: FCC_Part15.209_RE(3m)	Margin: 0
Probe: Horn_3117_00167055(1-18GHz)	Polarity: Horizontal
EUT: ACCESS POINT	Power: AC 120V/60Hz
Note: Mode 5:Transmit at channel 5670MHz by 11AC40	

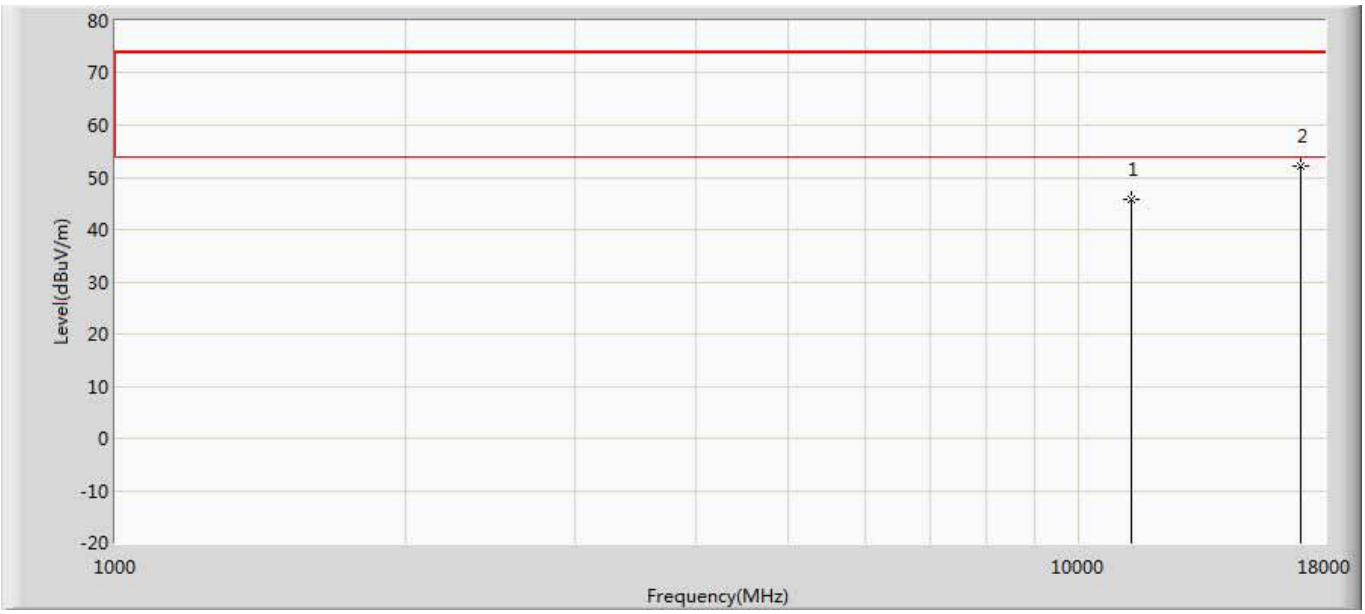

No	Mark	Frequency (MHz)	Measure Level (dBuV/m)	Reading Level (dBuV)	Over Limit (dB)	Limit (dBuV/m)	Factor (dB)	Type
1		11340.000	45.854	32.568	-28.146	74.000	13.286	PK
2	*	17010.000	52.035	31.881	-21.965	74.000	20.154	PK

Engineer: Damon	
Site: AC5	Time: 2017/06/07 - 17:03
Limit: FCC_Part15.209_RE(3m)	Margin: 0
Probe: Horn_3117_00167055(1-18GHz)	Polarity: Vertical
EUT: ACCESS POINT	Power: AC 120V/60Hz
Note: Mode 5:Transmit at channel 5670MHz by 11AC40	

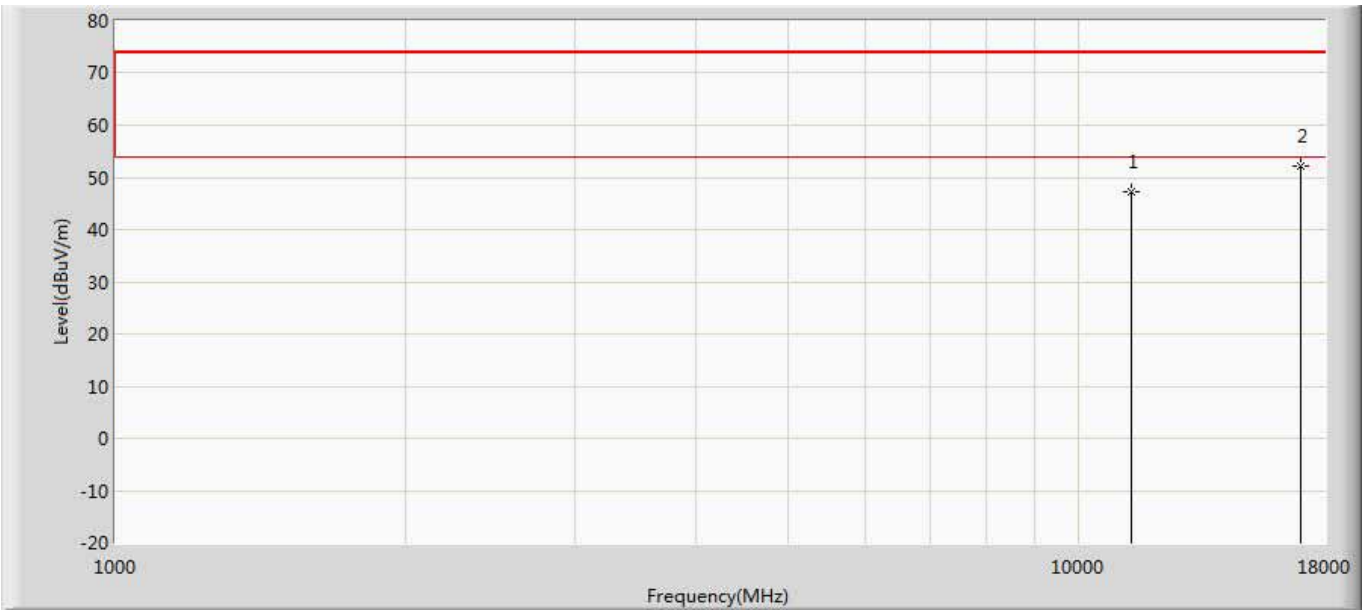

No	Mark	Frequency (MHz)	Measure Level (dBuV/m)	Reading Level (dBuV)	Over Limit (dB)	Limit (dBuV/m)	Factor (dB)	Type
1		11340.000	47.211	33.925	-26.789	74.000	13.286	PK
2	*	17010.000	52.119	31.965	-21.881	74.000	20.154	PK

Engineer: Damon	
Site: AC5	Time: 2017/06/07 - 17:03
Limit: FCC_Part15.209_RE(3m)	Margin: 0
Probe: Horn_3117_00167055(1-18GHz)	Polarity: Horizontal
EUT: ACCESS POINT	Power: AC 120V/60Hz
Note: Mode 6:Transmit at channel 5290MHz by 11AC80	

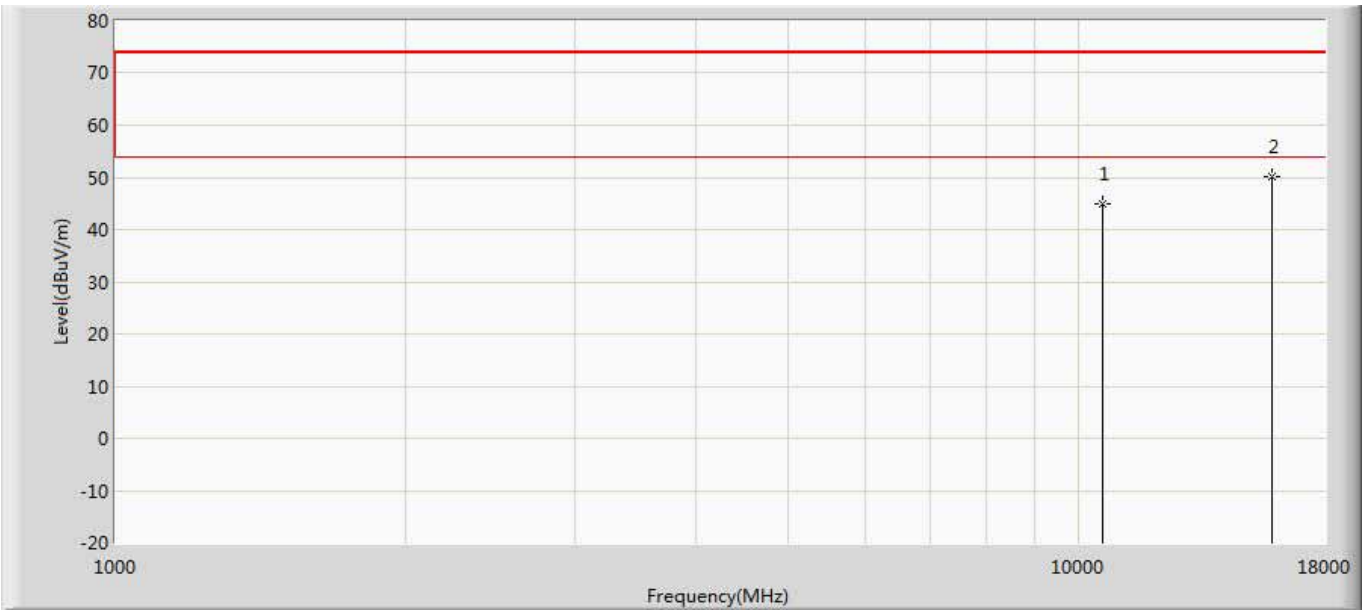

No	Mark	Frequency (MHz)	Measure Level (dBuV/m)	Reading Level (dBuV)	Over Limit (dB)	Limit (dBuV/m)	Factor (dB)	Type
1		10580.000	44.949	32.993	-29.051	74.000	11.956	PK
2	*	15870.000	50.289	31.876	-23.711	74.000	18.414	PK

Engineer: Damon	
Site: AC5	Time: 2017/06/07 - 17:03
Limit: FCC_Part15.209_RE(3m)	Margin: 0
Probe: Horn_3117_00167055(1-18GHz)	Polarity: Vertical
EUT: ACCESS POINT	Power: AC 120V/60Hz
Note: Mode 6:Transmit at channel 5290MHz by 11AC80	

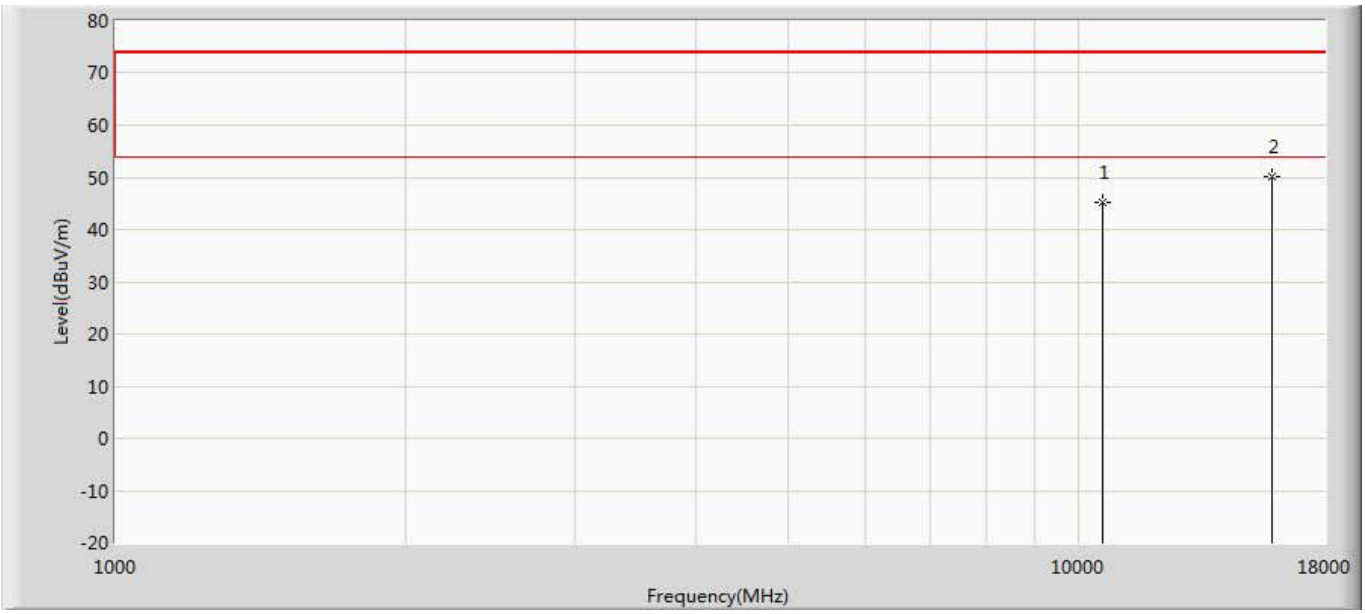

No	Mark	Frequency (MHz)	Measure Level (dBuV/m)	Reading Level (dBuV)	Over Limit (dB)	Limit (dBuV/m)	Factor (dB)	Type
1		10580.000	45.196	33.240	-28.804	74.000	11.956	PK
2	*	15870.000	50.137	31.724	-23.863	74.000	18.414	PK

Engineer: Damon	
Site: AC5	Time: 2017/06/07 - 17:03
Limit: FCC_Part15.209_RE(3m)	Margin: 0
Probe: Horn_3117_00167055(1-18GHz)	Polarity: Horizontal
EUT: ACCESS POINT	Power: AC 120V/60Hz
Note: Mode 6:Transmit at channel 5530MHz by 11AC80	

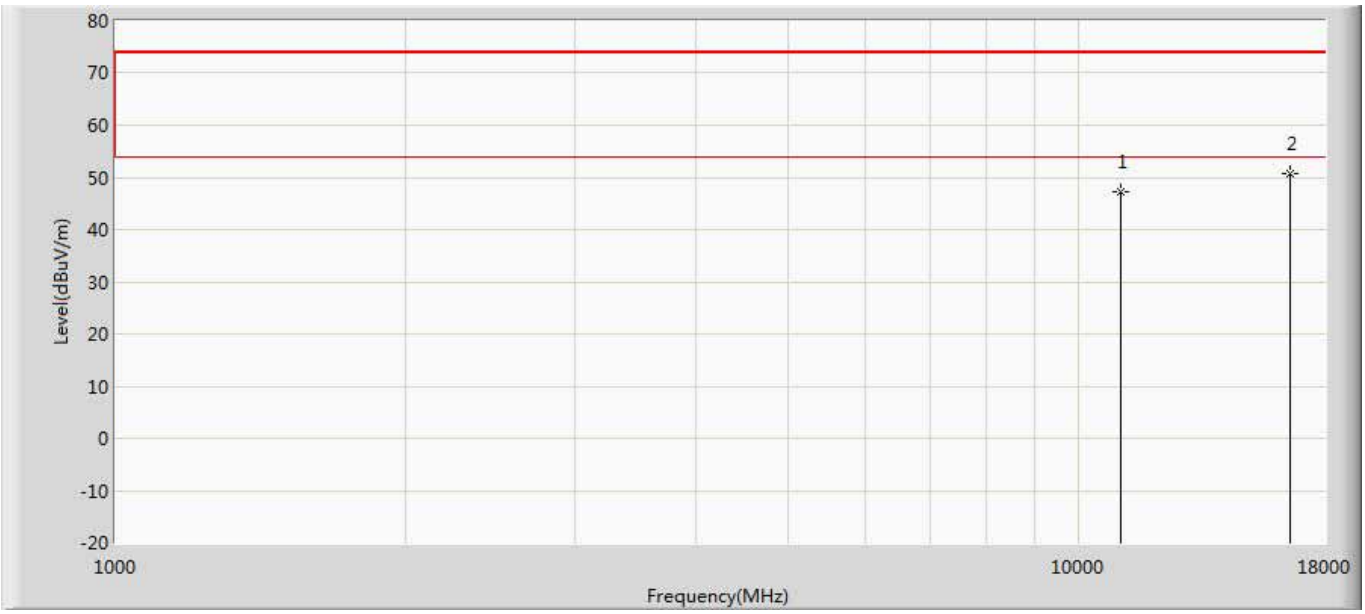

No	Mark	Frequency (MHz)	Measure Level (dBuV/m)	Reading Level (dBuV)	Over Limit (dB)	Limit (dBuV/m)	Factor (dB)	Type
1		11060.000	47.119	34.014	-26.881	74.000	13.105	PK
2	*	16590.000	50.729	31.369	-23.271	74.000	19.360	PK

Engineer: Damon	
Site: AC5	Time: 2017/06/07 - 17:03
Limit: FCC_Part15.209_RE(3m)	Margin: 0
Probe: Horn_3117_00167055(1-18GHz)	Polarity: Vertical
EUT: ACCESS POINT	Power: AC 120V/60Hz
Note: Mode 6:Transmit at channel 5530MHz by 11AC80	

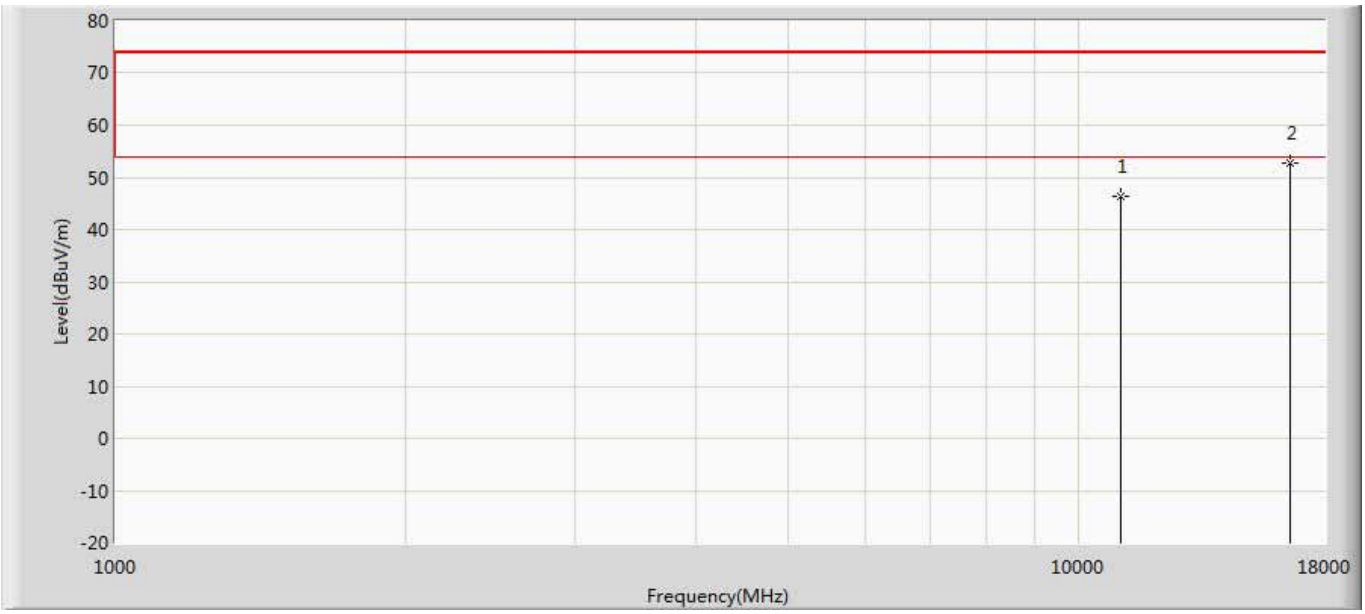

No	Mark	Frequency (MHz)	Measure Level (dBuV/m)	Reading Level (dBuV)	Over Limit (dB)	Limit (dBuV/m)	Factor (dB)	Type
1		11060.000	46.502	33.397	-27.498	74.000	13.105	PK
2	*	16590.000	52.721	33.361	-21.279	74.000	19.360	PK

Engineer: Damon	
Site: AC5	Time: 2017/06/07 - 17:03
Limit: FCC_Part15.209_RE(3m)	Margin: 0
Probe: Horn_3117_00167055(1-18GHz)	Polarity: Horizontal
EUT: ACCESS POINT	Power: AC 120V/60Hz
Note: Mode 6:Transmit at channel 5610MHz by 11AC80	

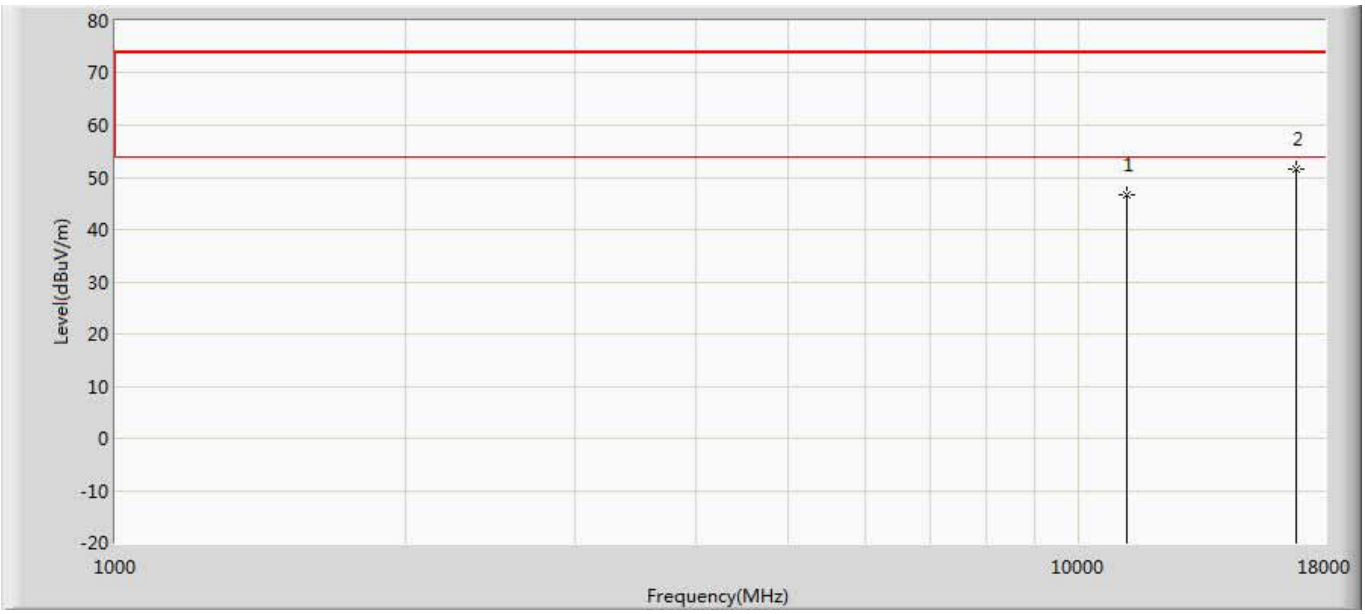

No	Mark	Frequency (MHz)	Measure Level (dBuV/m)	Reading Level (dBuV)	Over Limit (dB)	Limit (dBuV/m)	Factor (dB)	Type
1		11220.000	46.611	33.049	-27.389	74.000	13.562	PK
2	*	16830.000	51.627	32.792	-22.373	74.000	18.835	PK

Engineer: Damon	
Site: AC5	Time: 2017/06/07 - 17:03
Limit: FCC_Part15.209_RE(3m)	Margin: 0
Probe: Horn_3117_00167055(1-18GHz)	Polarity: Vertical
EUT: ACCESS POINT	Power: AC 120V/60Hz
Note: Mode 6:Transmit at channel 5610MHz by 11AC80	

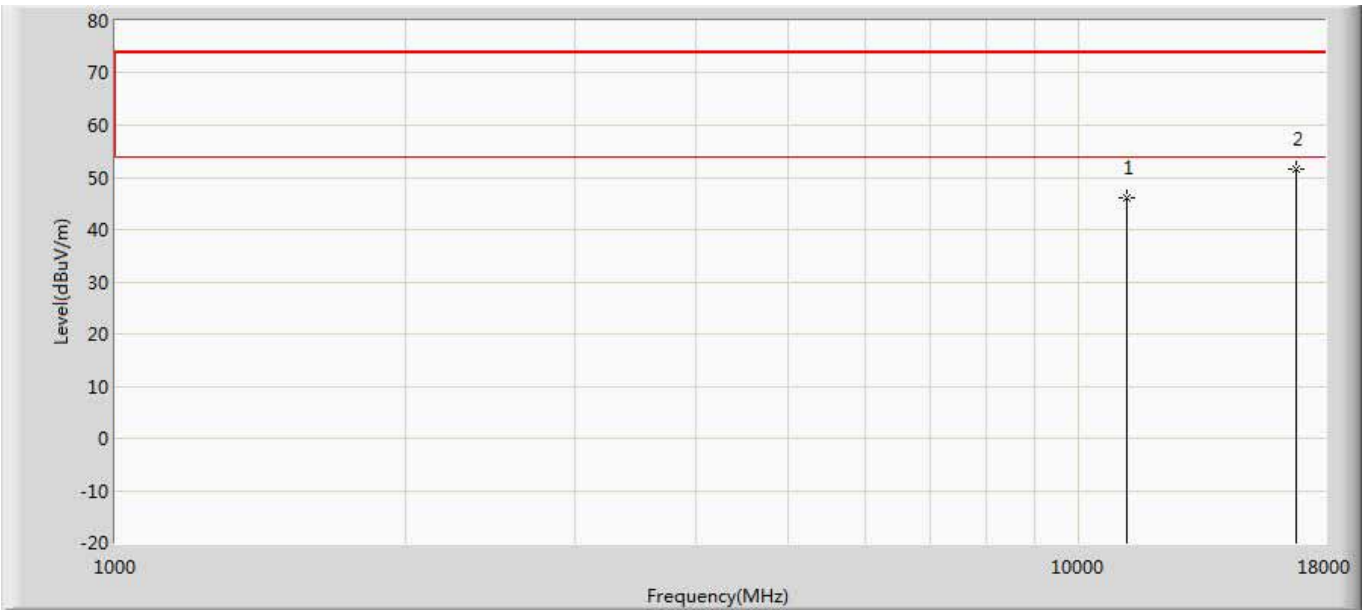

No	Mark	Frequency (MHz)	Measure Level (dBuV/m)	Reading Level (dBuV)	Over Limit (dB)	Limit (dBuV/m)	Factor (dB)	Type
1		11220.000	46.194	32.632	-27.806	74.000	13.562	PK
2	*	16830.000	51.530	32.695	-22.470	74.000	18.835	PK

Engineer: Damon	
Site: AC5	Time: 2017/06/07 - 17:04
Limit: FCC_Part15.209_RE(3m)	Margin: 0
Probe: Horn_3117_00167055(1-18GHz)	Polarity: Horizontal
EUT: ACCESS POINT	Power: AC 120V/60Hz
Note: Mode 6:Transmit at channel 5690MHz by 11AC80	

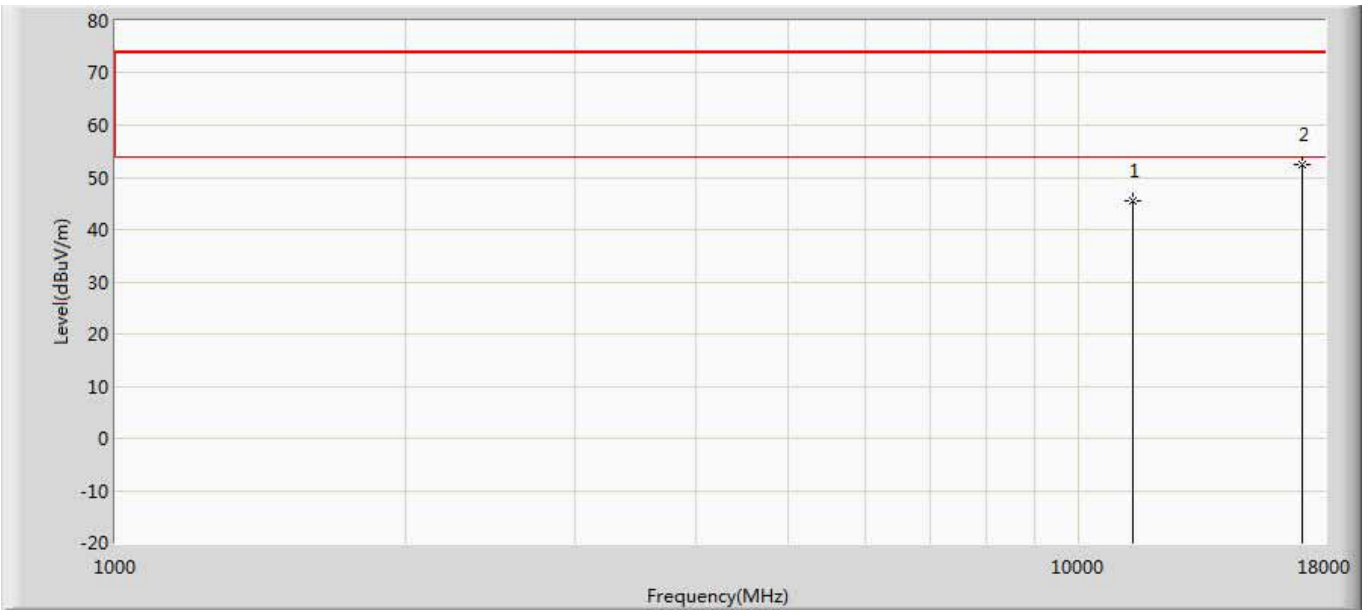

No	Mark	Frequency (MHz)	Measure Level (dBuV/m)	Reading Level (dBuV)	Over Limit (dB)	Limit (dBuV/m)	Factor (dB)	Type
1		11380.000	45.450	31.973	-28.550	74.000	13.476	PK
2	*	17070.000	52.554	33.041	-21.446	74.000	19.513	PK

Engineer: Damon	
Site: AC5	Time: 2017/06/07 - 17:04
Limit: FCC_Part15.209_RE(3m)	Margin: 0
Probe: Horn_3117_00167055(1-18GHz)	Polarity: Vertical
EUT: ACCESS POINT	Power: AC 120V/60Hz
Note: Mode 6:Transmit at channel 5690MHz by 11AC80	

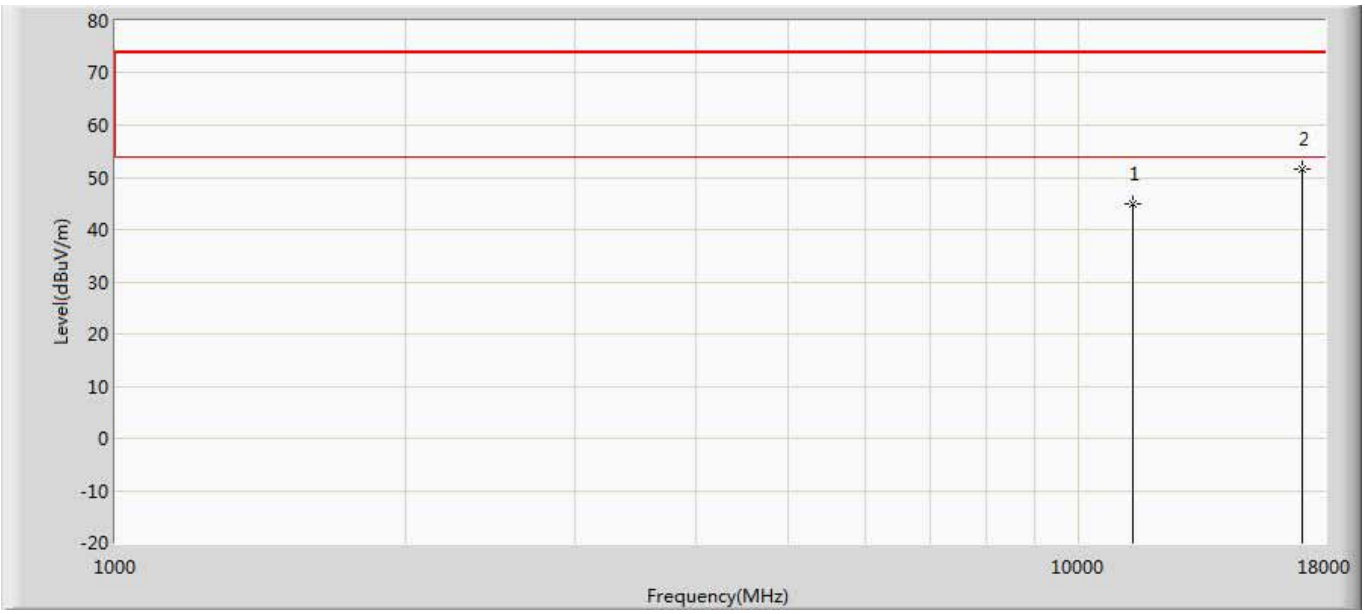

No	Mark	Frequency (MHz)	Measure Level (dBuV/m)	Reading Level (dBuV)	Over Limit (dB)	Limit (dBuV/m)	Factor (dB)	Type
1		11380.000	45.048	31.571	-28.952	74.000	13.476	PK
2	*	17070.000	51.655	32.142	-22.345	74.000	19.513	PK

APEX0367:

Engineer: Damon	
Site: AC5	Time: 2017/06/07 - 17:13
Limit: FCC_Part15.209_RE(3m)	Margin: 0
Probe: Horn_3117_00167055(1-18GHz)	Polarity: Horizontal
EUT: AP367	Power: AC 120V/60Hz
Note: Mode 1:Transmit at channel 5260MHz by 11A	

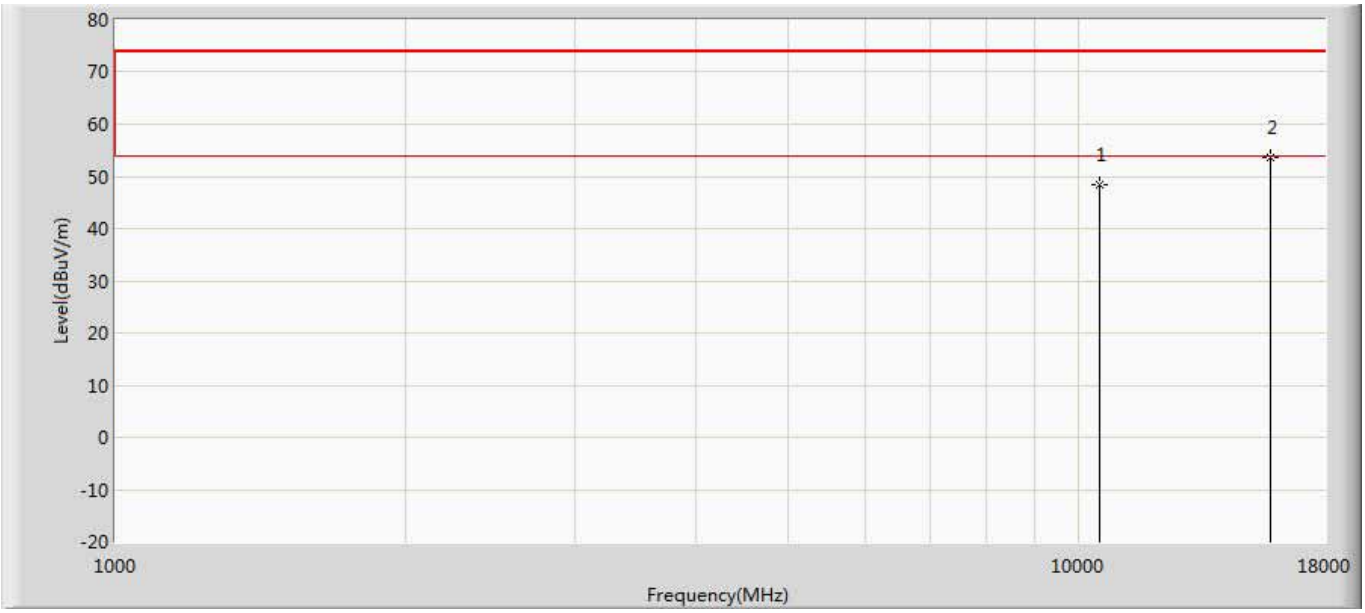

No	Mark	Frequency (MHz)	Measure Level (dBuV/m)	Reading Level (dBuV)	Over Limit (dB)	Limit (dBuV/m)	Factor (dB)	Type
1		10520.000	48.292	34.689	-25.708	74.000	13.603	PK
2	*	15780.000	53.585	33.995	-20.415	74.000	19.590	PK

Engineer: Damon	
Site: AC5	Time: 2017/06/07 - 17:13
Limit: FCC_Part15.209_RE(3m)	Margin: 0
Probe: Horn_3117_00167055(1-18GHz)	Polarity: Vertical
EUT: AP367	Power: AC 120V/60Hz
Note: Mode 1:Transmit at channel 5260MHz by 11A	

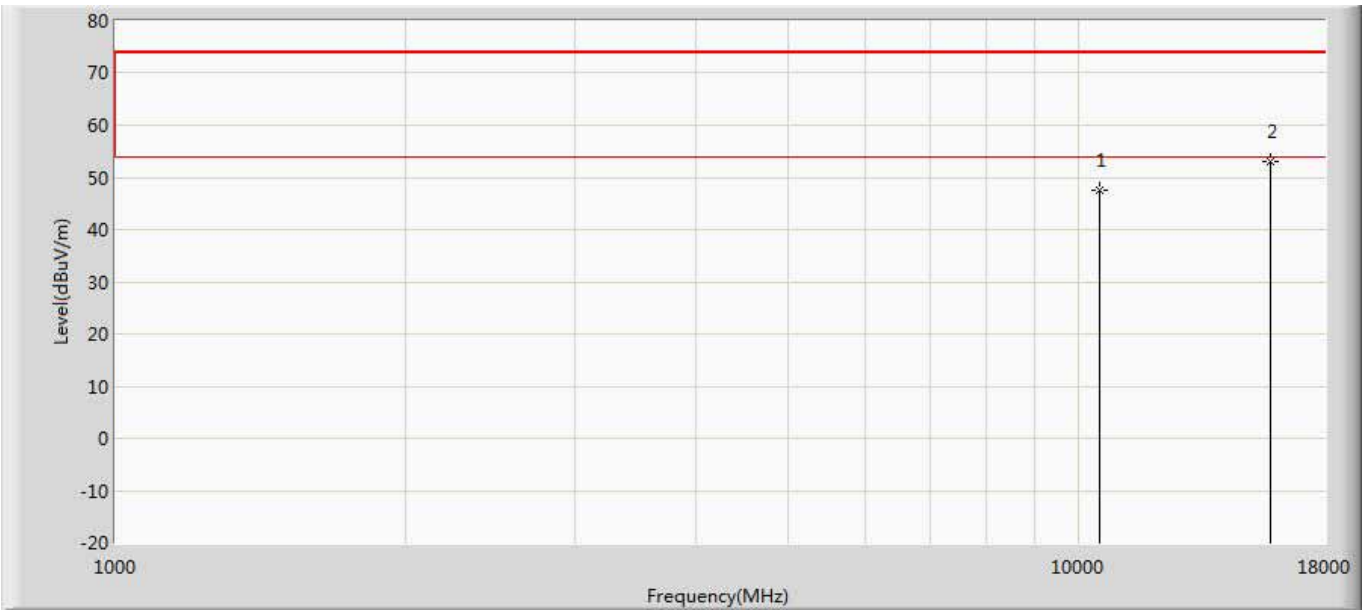

No	Mark	Frequency (MHz)	Measure Level (dBuV/m)	Reading Level (dBuV)	Over Limit (dB)	Limit (dBuV/m)	Factor (dB)	Type
1		10520.000	47.619	34.016	-26.381	74.000	13.603	PK
2	*	15780.000	53.001	33.411	-20.999	74.000	19.590	PK

Engineer: Damon	
Site: AC5	Time: 2017/06/07 - 17:14
Limit: FCC_Part15.209_RE(3m)	Margin: 0
Probe: Horn_3117_00167055(1-18GHz)	Polarity: Horizontal
EUT: AP367	Power: AC 120V/60Hz
Note: Mode 1:Transmit at channel 5300MHz by 11A	

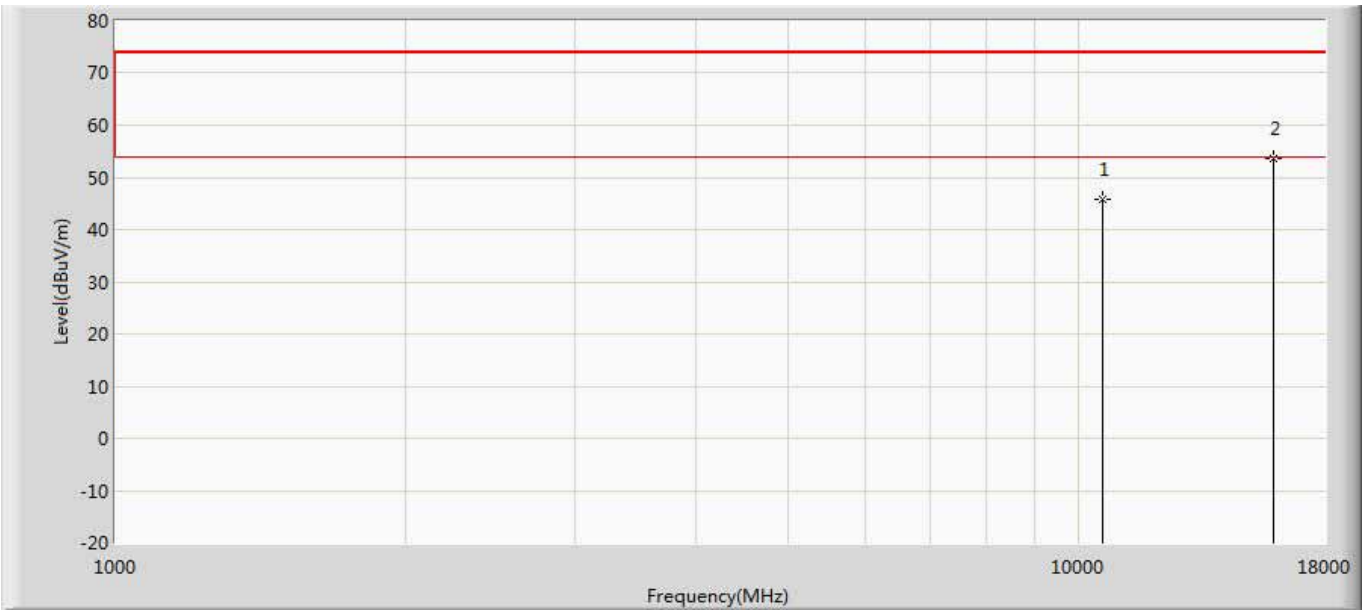

No	Mark	Frequency (MHz)	Measure Level (dBuV/m)	Reading Level (dBuV)	Over Limit (dB)	Limit (dBuV/m)	Factor (dB)	Type
1		10600.000	45.834	32.813	-28.166	74.000	13.021	PK
2	*	15900.000	53.554	33.810	-20.446	74.000	19.744	PK

Engineer: Damon	
Site: AC5	Time: 2017/06/07 - 17:14
Limit: FCC_Part15.209_RE(3m)	Margin: 0
Probe: Horn_3117_00167055(1-18GHz)	Polarity: Vertical
EUT: AP367	Power: AC 120V/60Hz
Note: Mode 1:Transmit at channel 5300MHz by 11A	

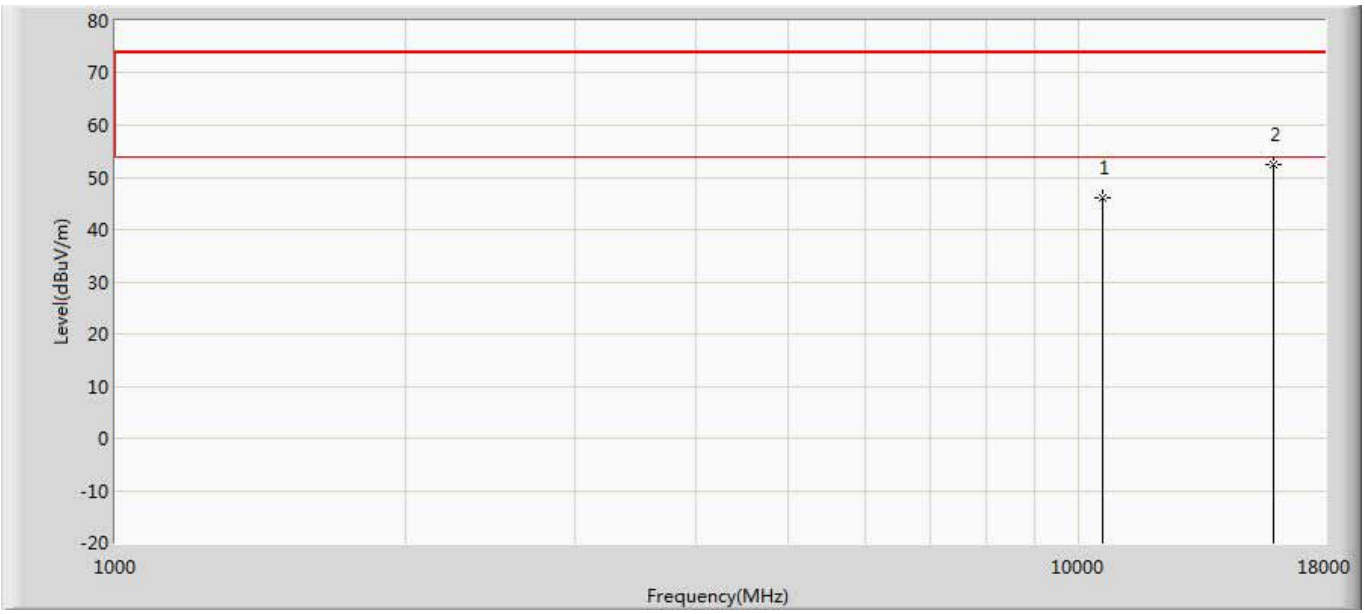

No	Mark	Frequency (MHz)	Measure Level (dBuV/m)	Reading Level (dBuV)	Over Limit (dB)	Limit (dBuV/m)	Factor (dB)	Type
1		10600.000	46.206	33.185	-27.794	74.000	13.021	PK
2	*	15900.000	52.534	32.790	-21.466	74.000	19.744	PK

Engineer: Damon	
Site: AC5	Time: 2017/06/07 - 17:14
Limit: FCC_Part15.209_RE(3m)	Margin: 0
Probe: Horn_3117_00167055(1-18GHz)	Polarity: Horizontal
EUT: AP367	Power: AC 120V/60Hz
Note: Mode 1:Transmit at channel 5320MHz by 11A	

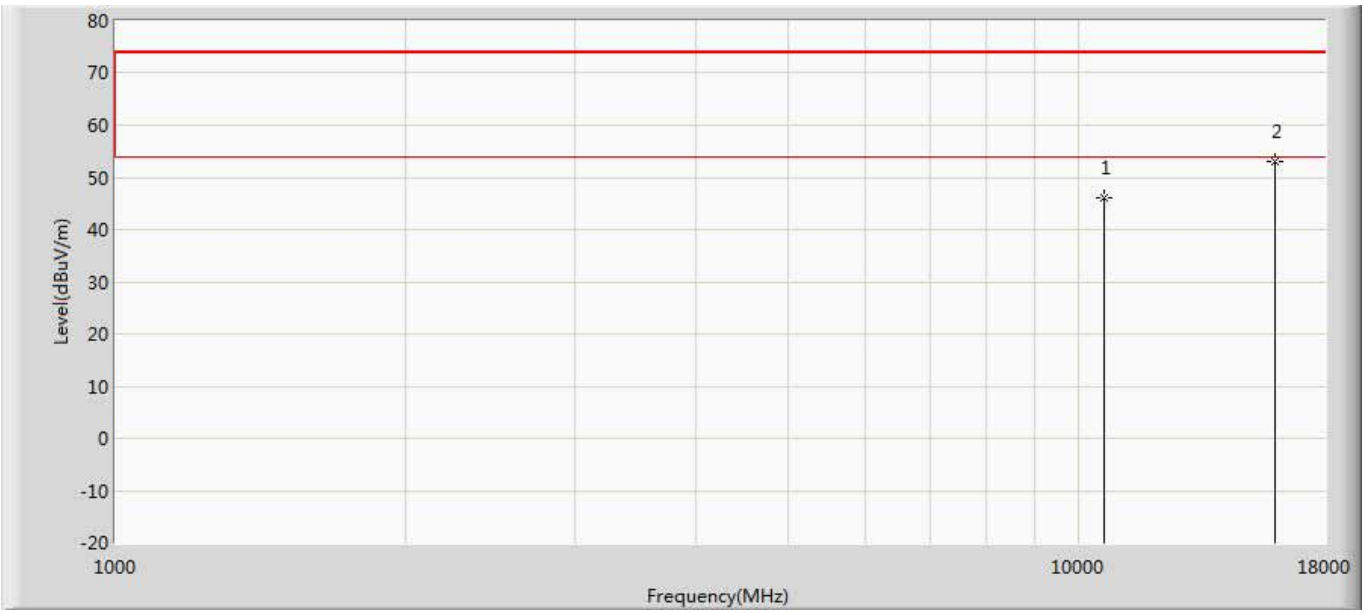

No	Mark	Frequency (MHz)	Measure Level (dBuV/m)	Reading Level (dBuV)	Over Limit (dB)	Limit (dBuV/m)	Factor (dB)	Type
1		10640.000	46.089	33.165	-27.911	74.000	12.924	PK
2	*	15960.000	52.977	32.514	-21.023	74.000	20.463	PK

Engineer: Damon	
Site: AC5	Time: 2017/06/07 - 17:14
Limit: FCC_Part15.209_RE(3m)	Margin: 0
Probe: Horn_3117_00167055(1-18GHz)	Polarity: Vertical
EUT: AP367	Power: AC 120V/60Hz
Note: Mode 1:Transmit at channel 5320MHz by 11A	

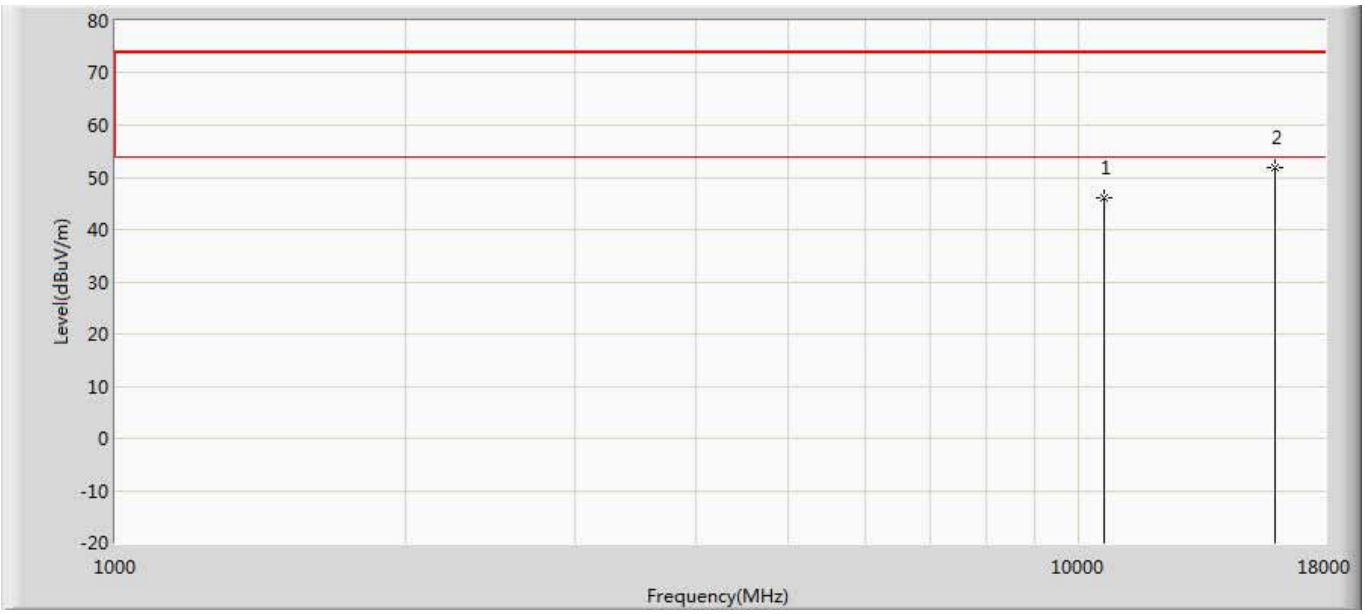

No	Mark	Frequency (MHz)	Measure Level (dBuV/m)	Reading Level (dBuV)	Over Limit (dB)	Limit (dBuV/m)	Factor (dB)	Type
1		10640.000	46.164	33.240	-27.836	74.000	12.924	PK
2	*	15960.000	51.949	31.486	-22.051	74.000	20.463	PK

Engineer: Damon	
Site: AC5	Time: 2017/06/07 - 17:14
Limit: FCC_Part15.209_RE(3m)	Margin: 0
Probe: Horn_3117_00167055(1-18GHz)	Polarity: Horizontal
EUT: AP367	Power: AC 120V/60Hz
Note: Mode 1:Transmit at channel 5500MHz by 11A	

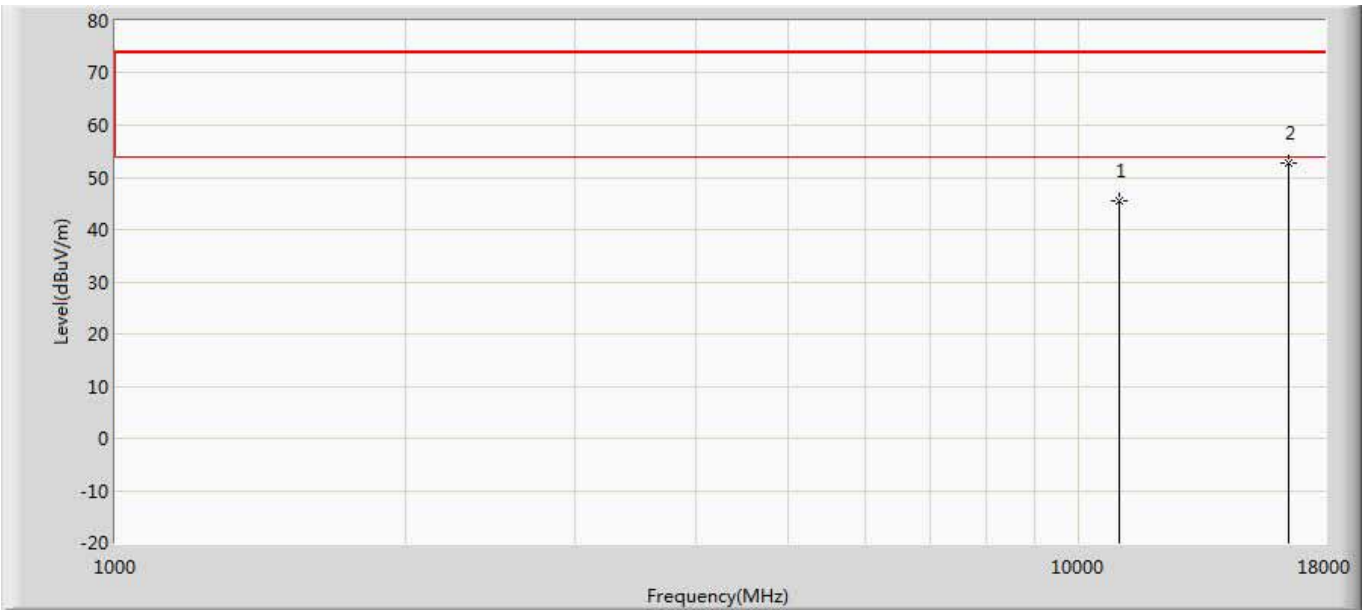

No	Mark	Frequency (MHz)	Measure Level (dBuV/m)	Reading Level (dBuV)	Over Limit (dB)	Limit (dBuV/m)	Factor (dB)	Type
1		11000.000	45.448	32.133	-28.552	74.000	13.314	PK
2	*	16500.000	52.682	31.624	-21.318	74.000	21.058	PK

Engineer: Damon	
Site: AC5	Time: 2017/06/07 - 17:15
Limit: FCC_Part15.209_RE(3m)	Margin: 0
Probe: Horn_3117_00167055(1-18GHz)	Polarity: Vertical
EUT: AP367	Power: AC 120V/60Hz
Note: Mode 1:Transmit at channel 5500MHz by 11A	

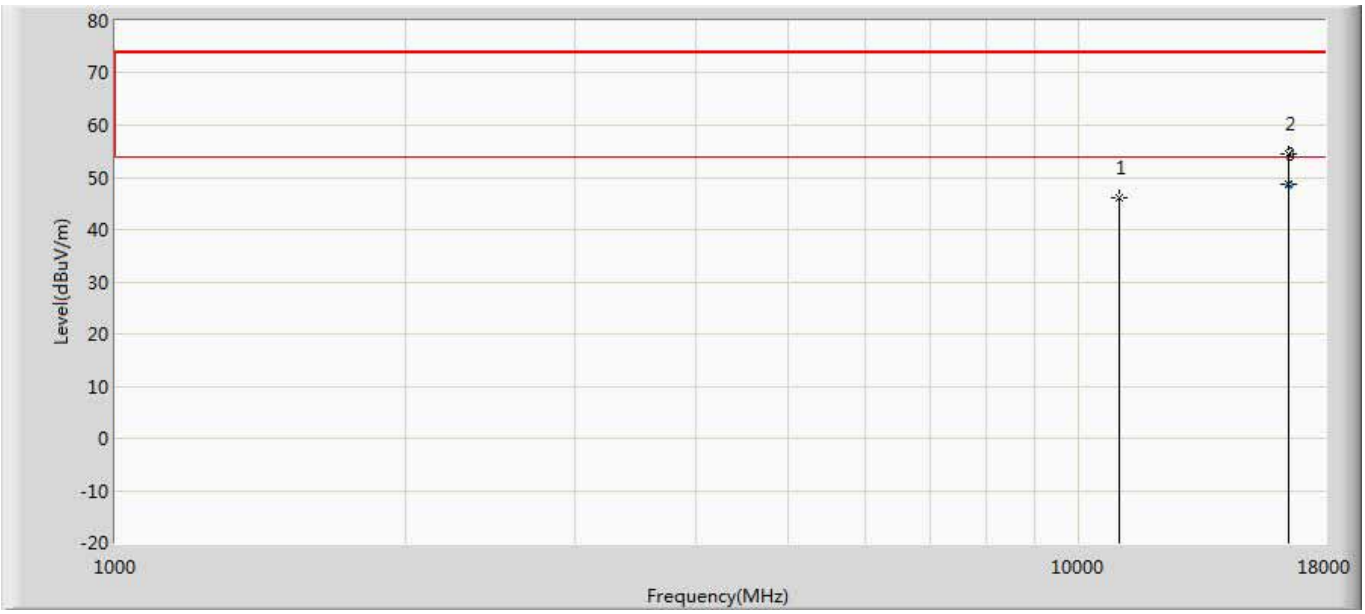

No	Mark	Frequency (MHz)	Measure Level (dBuV/m)	Reading Level (dBuV)	Over Limit (dB)	Limit (dBuV/m)	Factor (dB)	Type
1		11000.000	46.225	32.910	-27.775	74.000	13.314	PK
2		16500.000	54.408	33.350	-19.592	74.000	21.058	PK
3	*	16501.000	48.685	27.549	-5.315	54.000	21.136	AV

Engineer: Damon	
Site: AC5	Time: 2017/06/07 - 17:16
Limit: FCC_Part15.209_RE(3m)	Margin: 0
Probe: Horn_3117_00167055(1-18GHz)	Polarity: Horizontal
EUT: AP367	Power: AC 120V/60Hz
Note: Mode 1:Transmit at channel 5600MHz by 11A	

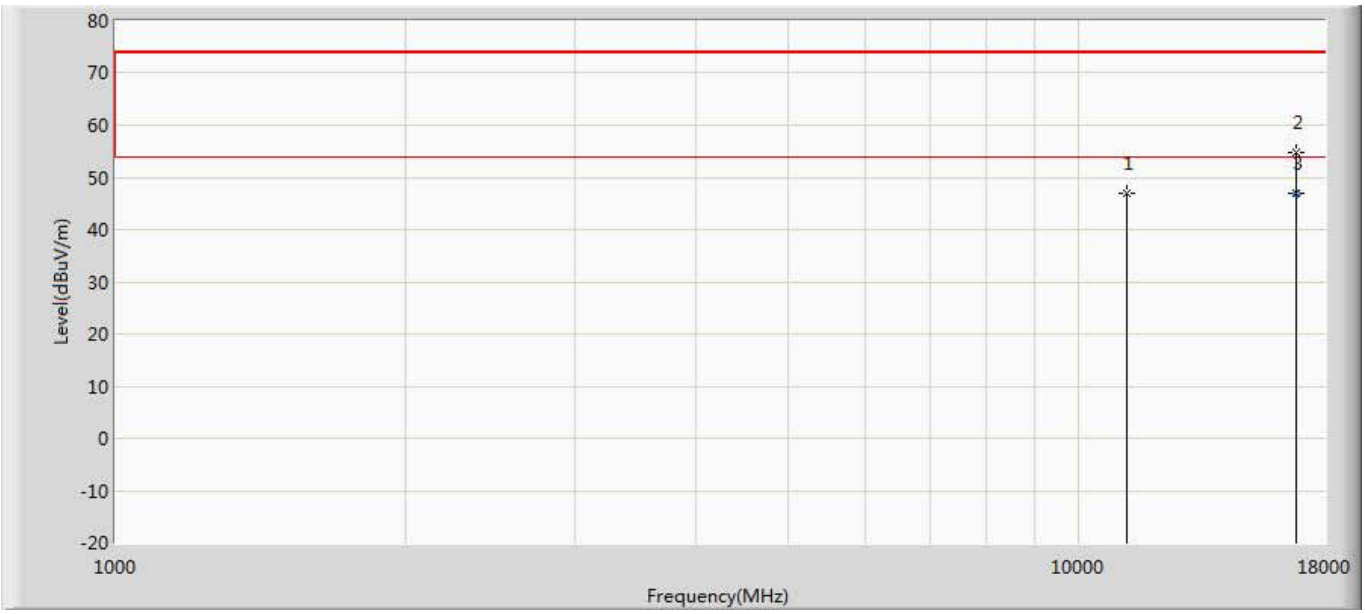

No	Mark	Frequency (MHz)	Measure Level (dBuV/m)	Reading Level (dBuV)	Over Limit (dB)	Limit (dBuV/m)	Factor (dB)	Type
1		11200.000	46.987	33.272	-27.013	74.000	13.715	PK
2		16800.000	54.817	33.994	-19.183	74.000	20.823	PK
3	*	16802.340	47.009	26.147	-6.991	54.000	20.862	AV

Engineer: Damon	
Site: AC5	Time: 2017/06/07 - 17:16
Limit: FCC_Part15.209_RE(3m)	Margin: 0
Probe: Horn_3117_00167055(1-18GHz)	Polarity: Vertical
EUT: AP367	Power: AC 120V/60Hz
Note: Mode 1:Transmit at channel 5600MHz by 11A	

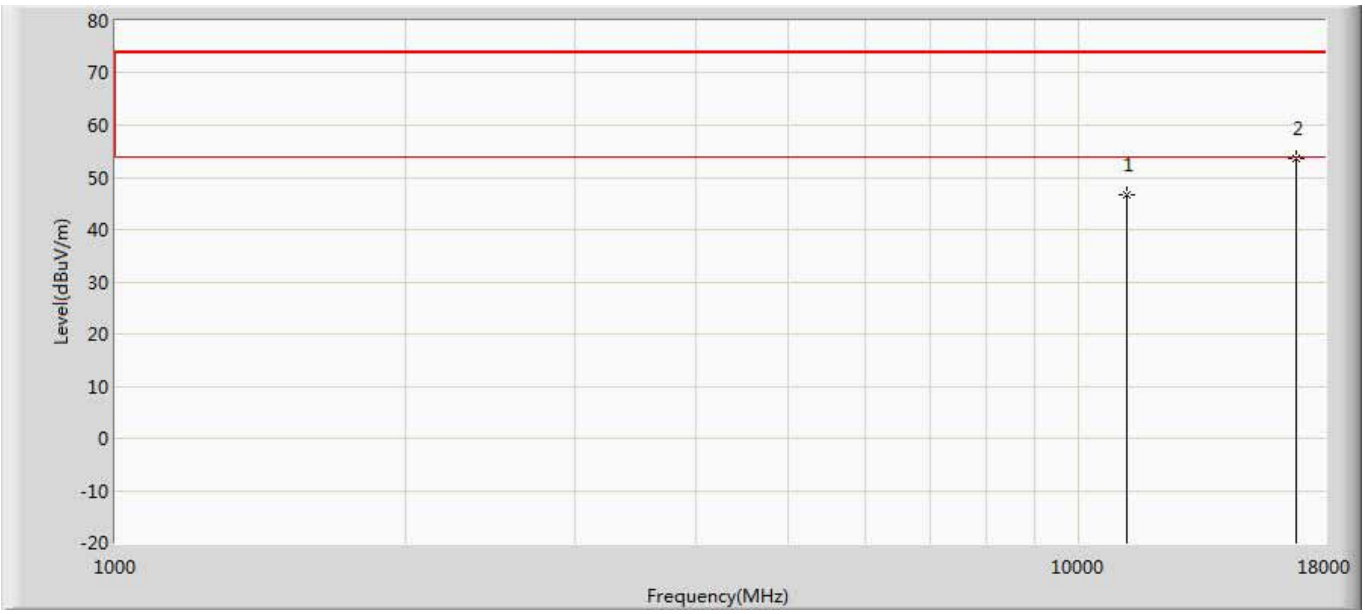

No	Mark	Frequency (MHz)	Measure Level (dBuV/m)	Reading Level (dBuV)	Over Limit (dB)	Limit (dBuV/m)	Factor (dB)	Type
1		11200.000	46.657	32.942	-27.343	74.000	13.715	PK
2	*	16800.000	53.555	32.732	-20.445	74.000	20.823	PK

Engineer: Damon	
Site: AC5	Time: 2017/06/07 - 17:17
Limit: FCC_Part15.209_RE(3m)	Margin: 0
Probe: Horn_3117_00167055(1-18GHz)	Polarity: Horizontal
EUT: AP367	Power: AC 120V/60Hz
Note: Mode 1:Transmit at channel 5700MHz by 11A	

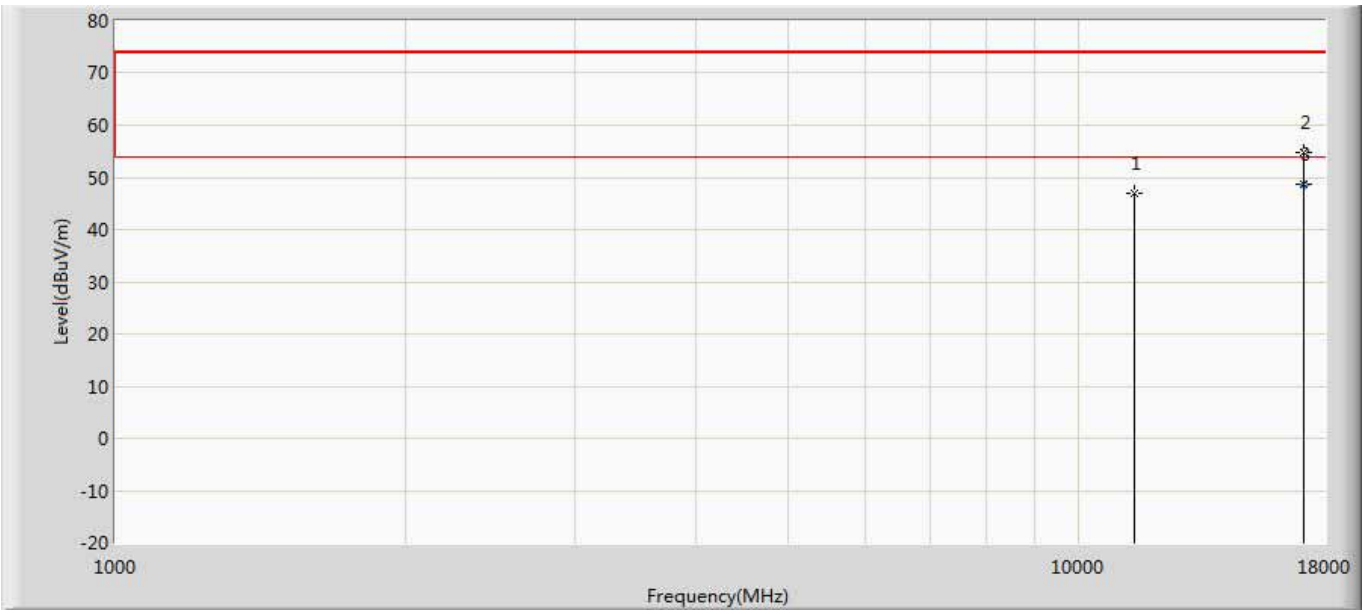

No	Mark	Frequency (MHz)	Measure Level (dBuV/m)	Reading Level (dBuV)	Over Limit (dB)	Limit (dBuV/m)	Factor (dB)	Type
1		11400.000	46.879	32.394	-27.121	74.000	14.485	PK
2		17100.000	54.668	32.469	-19.332	74.000	22.199	PK
3	*	17101.235	48.644	26.574	-5.356	54.000	22.071	AV

Engineer: Damon	
Site: AC5	Time: 2017/06/07 - 17:17
Limit: FCC_Part15.209_RE(3m)	Margin: 0
Probe: Horn_3117_00167055(1-18GHz)	Polarity: Vertical
EUT: AP367	Power: AC 120V/60Hz
Note: Mode 1:Transmit at channel 5700MHz by 11A	

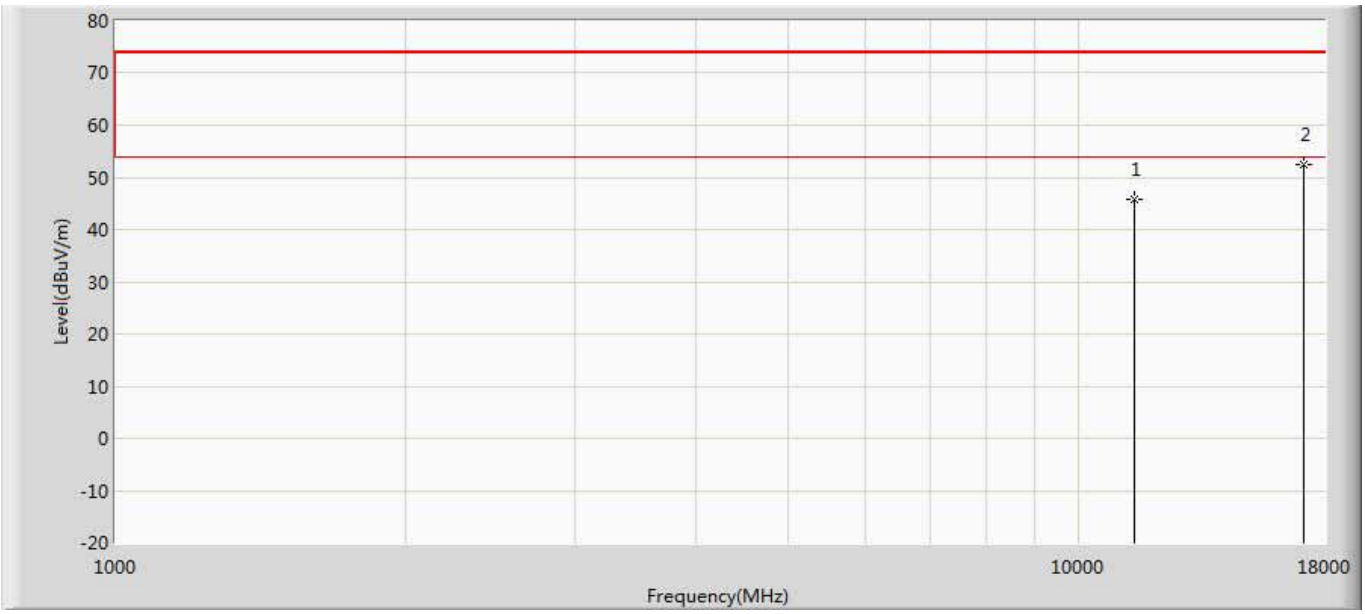

No	Mark	Frequency (MHz)	Measure Level (dBuV/m)	Reading Level (dBuV)	Over Limit (dB)	Limit (dBuV/m)	Factor (dB)	Type
1		11400.000	45.773	31.288	-28.227	74.000	14.485	PK
2	*	17100.000	52.325	30.126	-21.675	74.000	22.199	PK

Engineer: Damon	
Site: AC5	Time: 2017/06/07 - 17:17
Limit: FCC_Part15.209_RE(3m)	Margin: 0
Probe: Horn_3117_00167055(1-18GHz)	Polarity: Horizontal
EUT: AP367	Power: AC 120V/60Hz
Note: Mode 2:Transmit at channel 5260MHz by 11N20	

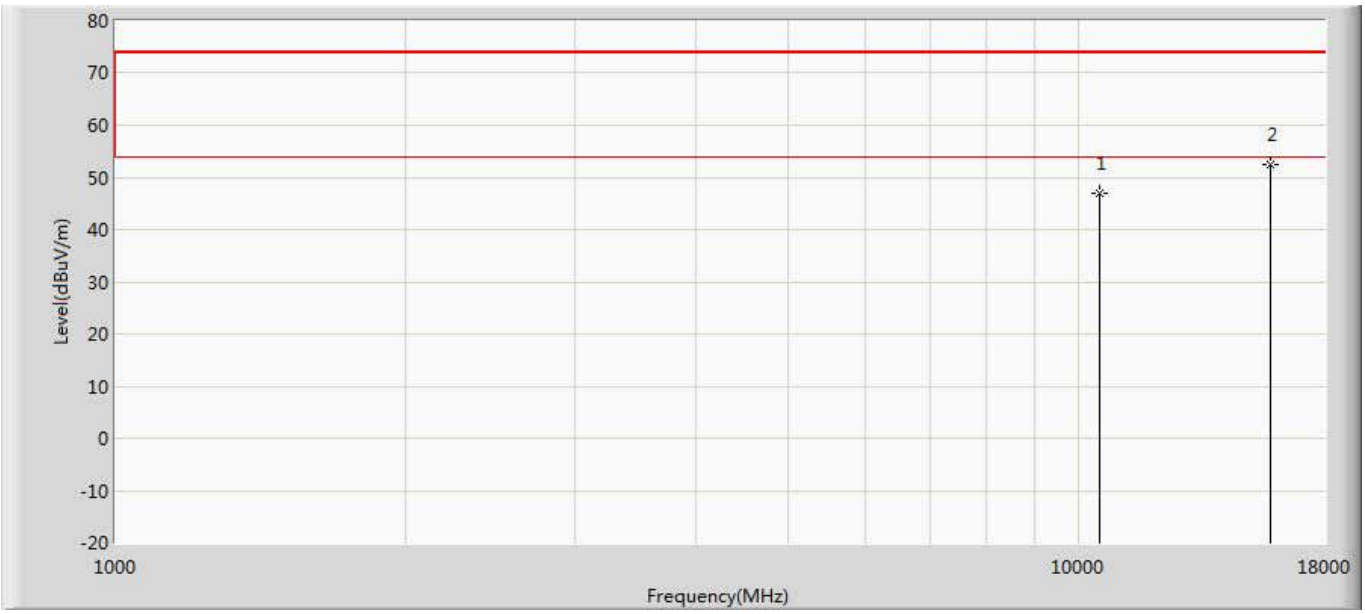

No	Mark	Frequency (MHz)	Measure Level (dBuV/m)	Reading Level (dBuV)	Over Limit (dB)	Limit (dBuV/m)	Factor (dB)	Type
1		10520.000	46.935	33.332	-27.065	74.000	13.603	PK
2	*	15780.000	52.346	32.756	-21.654	74.000	19.590	PK

Engineer: Damon	
Site: AC5	Time: 2017/06/07 - 17:18
Limit: FCC_Part15.209_RE(3m)	Margin: 0
Probe: Horn_3117_00167055(1-18GHz)	Polarity: Vertical
EUT: AP367	Power: AC 120V/60Hz
Note: Mode 2:Transmit at channel 5260MHz by 11N20	

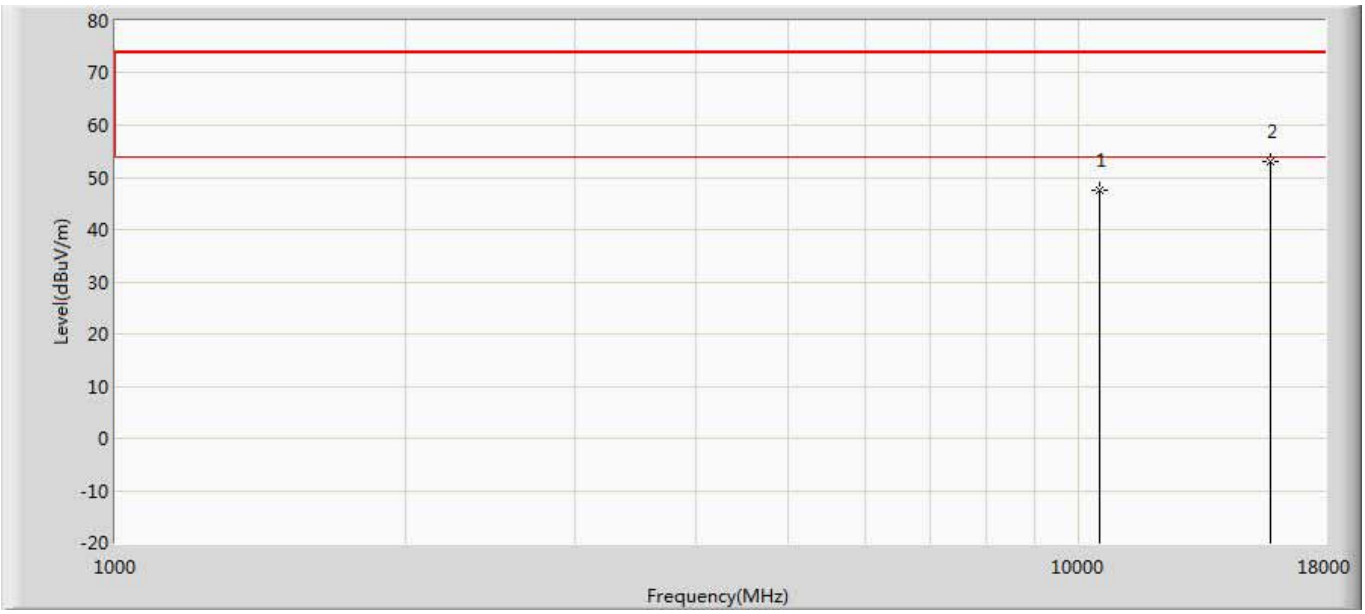

No	Mark	Frequency (MHz)	Measure Level (dBuV/m)	Reading Level (dBuV)	Over Limit (dB)	Limit (dBuV/m)	Factor (dB)	Type
1		10520.000	47.423	33.820	-26.577	74.000	13.603	PK
2	*	15780.000	53.059	33.469	-20.941	74.000	19.590	PK

Engineer: Damon	
Site: AC5	Time: 2017/06/07 - 17:18
Limit: FCC_Part15.209_RE(3m)	Margin: 0
Probe: Horn_3117_00167055(1-18GHz)	Polarity: Horizontal
EUT: AP367	Power: AC 120V/60Hz
Note: Mode 2:Transmit at channel 5300MHz by 11N20	

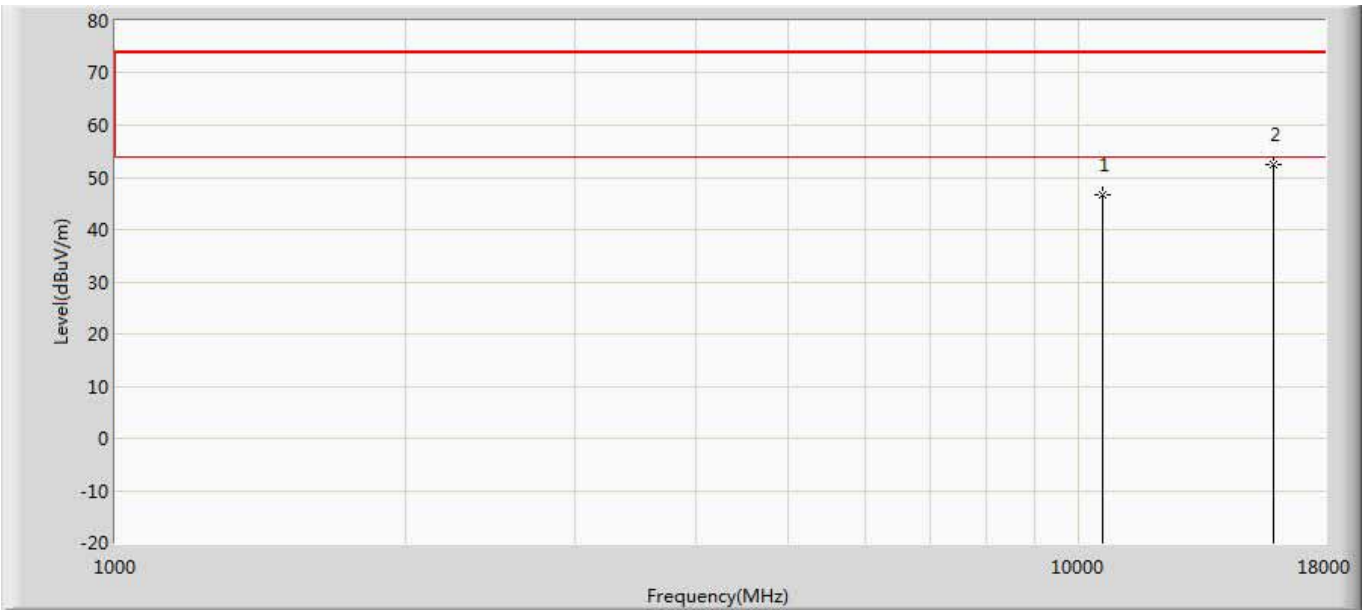

No	Mark	Frequency (MHz)	Measure Level (dBuV/m)	Reading Level (dBuV)	Over Limit (dB)	Limit (dBuV/m)	Factor (dB)	Type
1		10600.000	46.603	33.582	-27.397	74.000	13.021	PK
2	*	15900.000	52.441	32.697	-21.559	74.000	19.744	PK

Engineer: Damon	
Site: AC5	Time: 2017/06/07 - 17:18
Limit: FCC_Part15.209_RE(3m)	Margin: 0
Probe: Horn_3117_00167055(1-18GHz)	Polarity: Vertical
EUT: AP367	Power: AC 120V/60Hz
Note: Mode 2:Transmit at channel 5300MHz by 11N20	

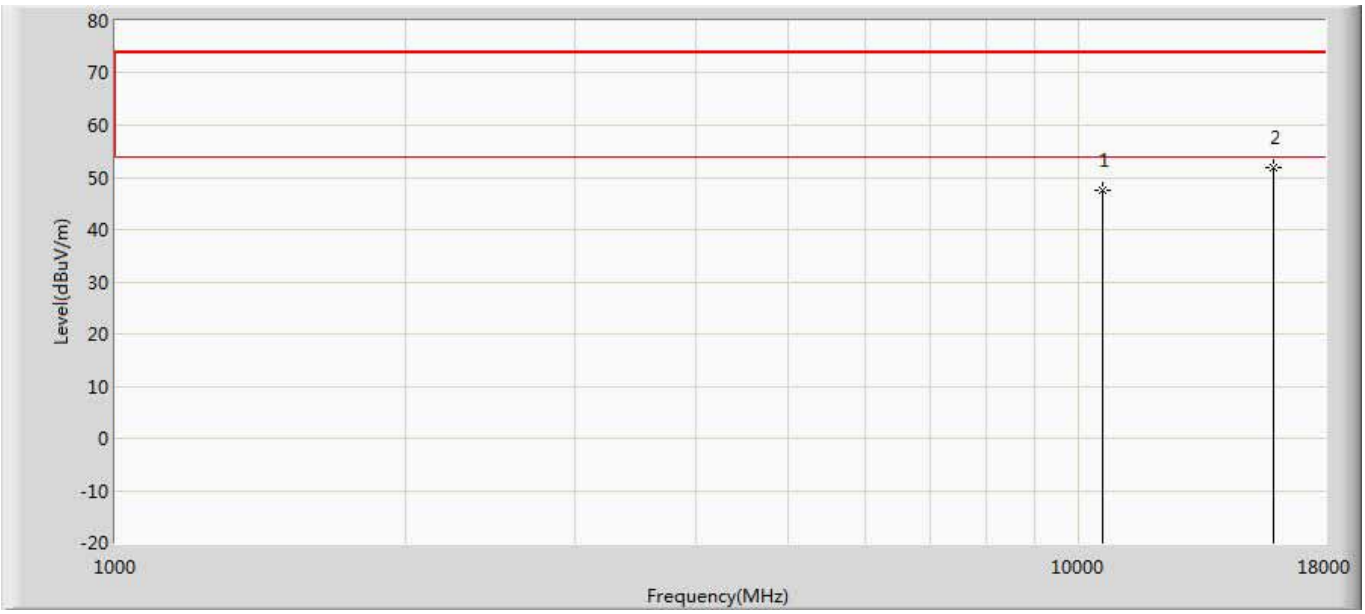

No	Mark	Frequency (MHz)	Measure Level (dBuV/m)	Reading Level (dBuV)	Over Limit (dB)	Limit (dBuV/m)	Factor (dB)	Type
1		10600.000	47.530	34.509	-26.470	74.000	13.021	PK
2	*	15900.000	51.913	32.169	-22.087	74.000	19.744	PK

Engineer: Damon	
Site: AC5	Time: 2017/06/07 - 17:18
Limit: FCC_Part15.209_RE(3m)	Margin: 0
Probe: Horn_3117_00167055(1-18GHz)	Polarity: Horizontal
EUT: AP367	Power: AC 120V/60Hz
Note: Mode 2:Transmit at channel 5320MHz by 11N20	

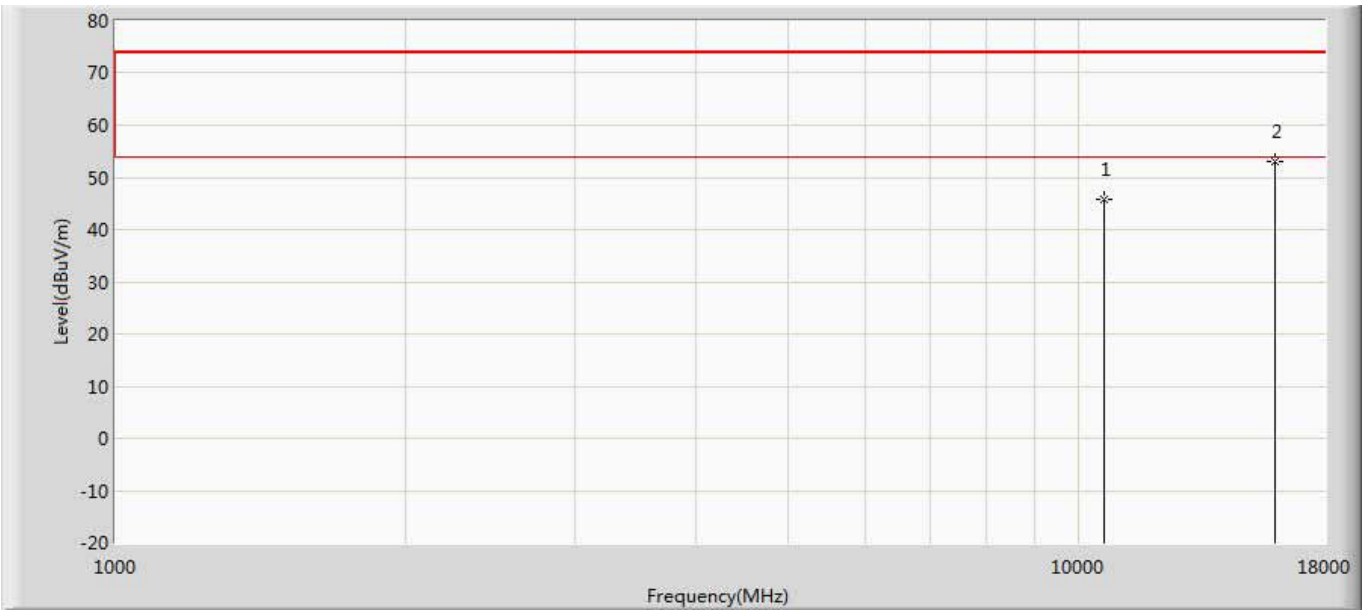

No	Mark	Frequency (MHz)	Measure Level (dBuV/m)	Reading Level (dBuV)	Over Limit (dB)	Limit (dBuV/m)	Factor (dB)	Type
1		10640.000	45.899	32.975	-28.101	74.000	12.924	PK
2	*	15960.000	52.930	32.467	-21.070	74.000	20.463	PK

Engineer: Damon	
Site: AC5	Time: 2017/06/07 - 17:18
Limit: FCC_Part15.209_RE(3m)	Margin: 0
Probe: Horn_3117_00167055(1-18GHz)	Polarity: Vertical
EUT: AP367	Power: AC 120V/60Hz
Note: Mode 2:Transmit at channel 5320MHz by 11N20	

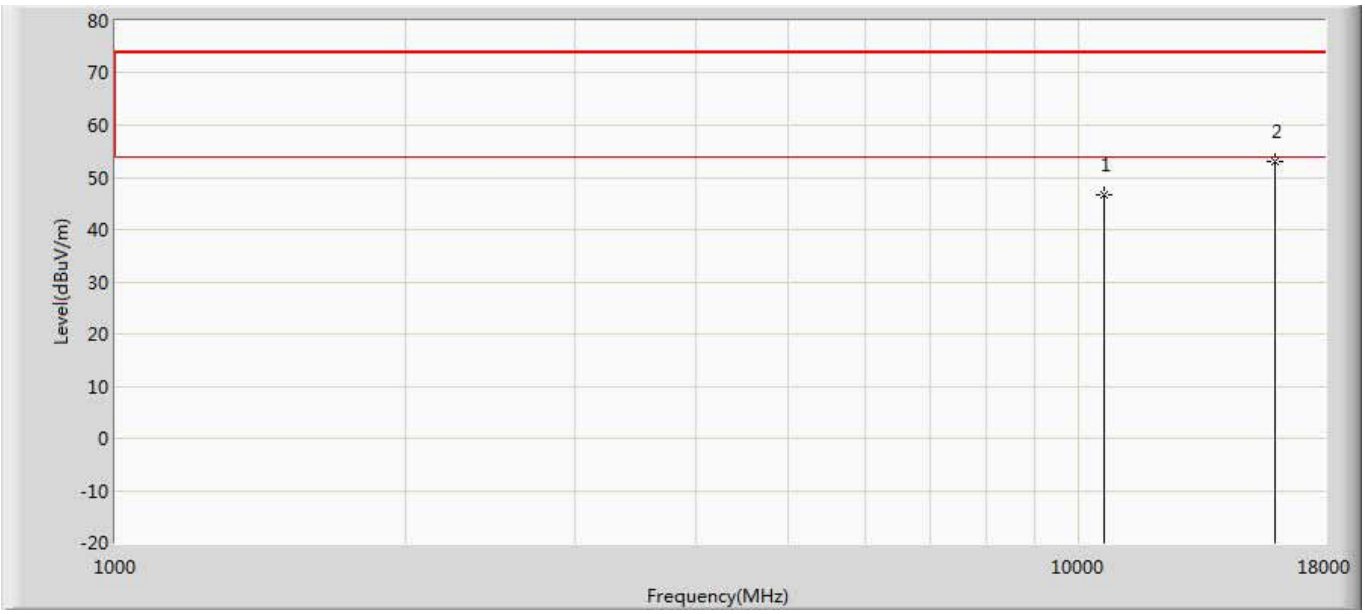

No	Mark	Frequency (MHz)	Measure Level (dBuV/m)	Reading Level (dBuV)	Over Limit (dB)	Limit (dBuV/m)	Factor (dB)	Type
1		10640.000	46.640	33.716	-27.360	74.000	12.924	PK
2	*	15960.000	53.172	32.709	-20.828	74.000	20.463	PK

Engineer: Damon	
Site: AC5	Time: 2017/06/07 - 17:18
Limit: FCC_Part15.209_RE(3m)	Margin: 0
Probe: Horn_3117_00167055(1-18GHz)	Polarity: Horizontal
EUT: AP367	Power: AC 120V/60Hz
Note: Mode 2:Transmit at channel 5500MHz by 11N20	

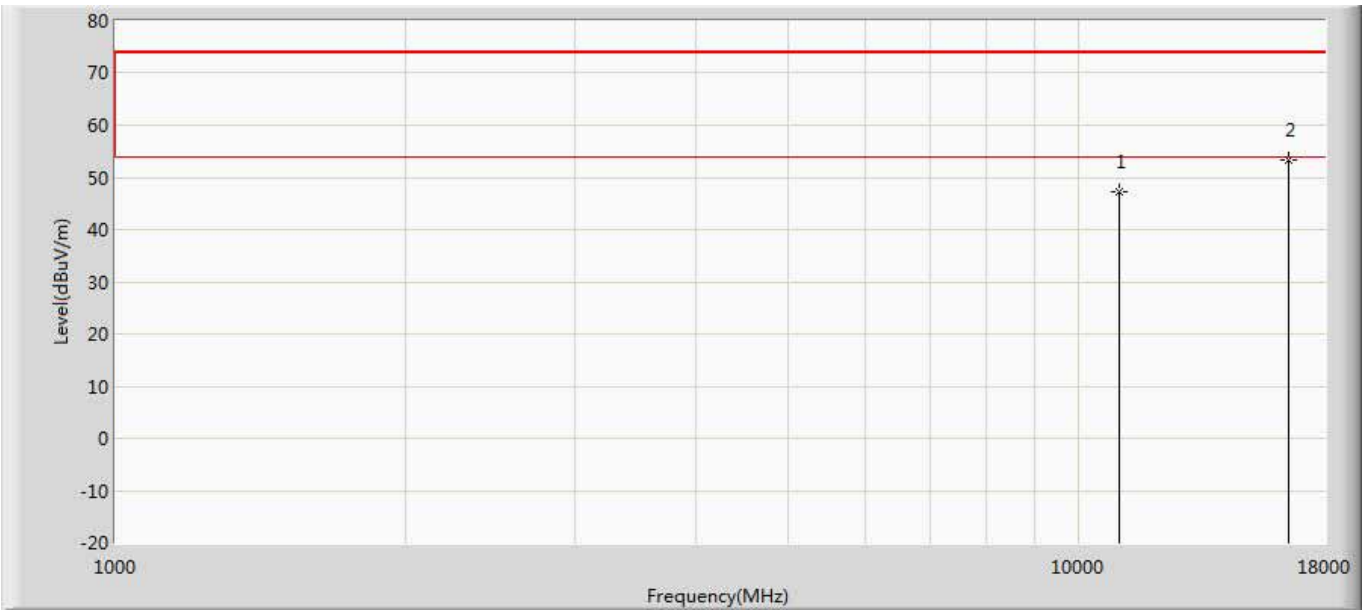

No	Mark	Frequency (MHz)	Measure Level (dBuV/m)	Reading Level (dBuV)	Over Limit (dB)	Limit (dBuV/m)	Factor (dB)	Type
1		11000.000	47.303	33.988	-26.697	74.000	13.314	PK
2	*	16500.000	53.388	32.330	-20.612	74.000	21.058	PK

Engineer: Damon	
Site: AC5	Time: 2017/06/07 - 17:18
Limit: FCC_Part15.209_RE(3m)	Margin: 0
Probe: Horn_3117_00167055(1-18GHz)	Polarity: Vertical
EUT: AP367	Power: AC 120V/60Hz
Note: Mode 2:Transmit at channel 5500MHz by 11N20	

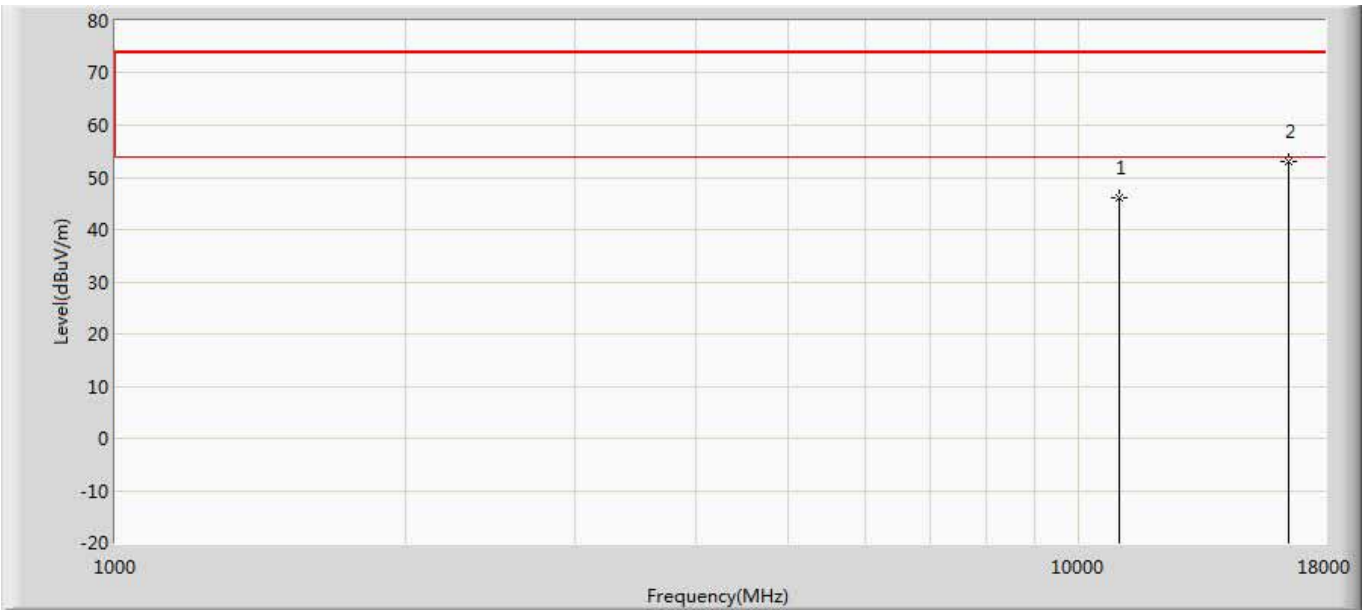

No	Mark	Frequency (MHz)	Measure Level (dBuV/m)	Reading Level (dBuV)	Over Limit (dB)	Limit (dBuV/m)	Factor (dB)	Type
1		11000.000	46.179	32.864	-27.821	74.000	13.314	PK
2	*	16500.000	53.156	32.098	-20.844	74.000	21.058	PK

Engineer: Damon	
Site: AC5	Time: 2017/06/07 - 17:19
Limit: FCC_Part15.209_RE(3m)	Margin: 0
Probe: Horn_3117_00167055(1-18GHz)	Polarity: Horizontal
EUT: AP367	Power: AC 120V/60Hz
Note: Mode 2:Transmit at channel 5600MHz by 11N20	

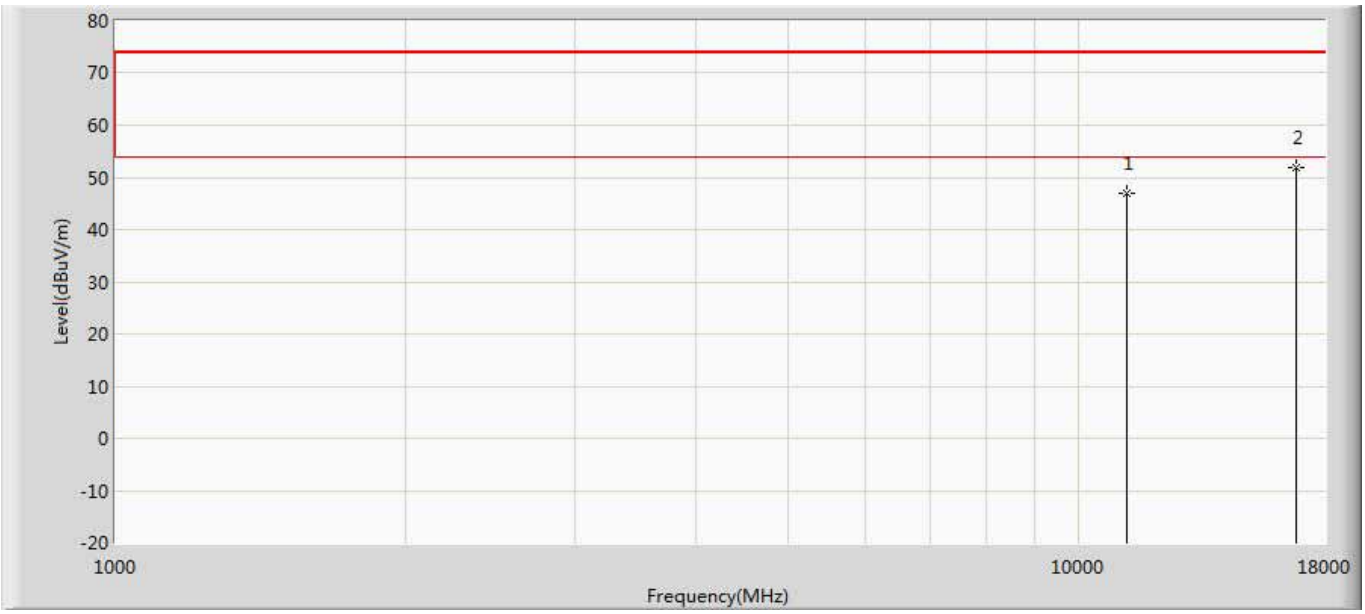

No	Mark	Frequency (MHz)	Measure Level (dBuV/m)	Reading Level (dBuV)	Over Limit (dB)	Limit (dBuV/m)	Factor (dB)	Type
1		11200.000	47.015	33.300	-26.985	74.000	13.715	PK
2	*	16800.000	52.012	31.189	-21.988	74.000	20.823	PK

Engineer: Damon	
Site: AC5	Time: 2017/06/07 - 17:19
Limit: FCC_Part15.209_RE(3m)	Margin: 0
Probe: Horn_3117_00167055(1-18GHz)	Polarity: Vertical
EUT: AP367	Power: AC 120V/60Hz
Note: Mode 2:Transmit at channel 5600MHz by 11N20	

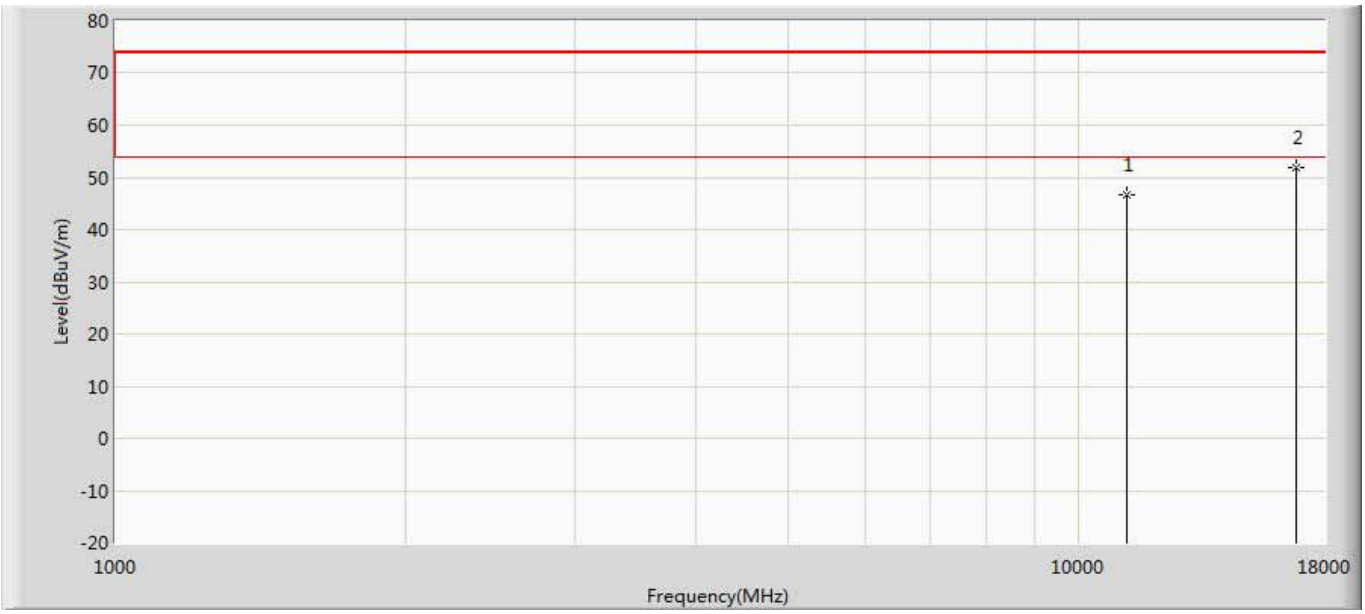

No	Mark	Frequency (MHz)	Measure Level (dBuV/m)	Reading Level (dBuV)	Over Limit (dB)	Limit (dBuV/m)	Factor (dB)	Type
1		11200.000	46.747	33.032	-27.253	74.000	13.715	PK
2	*	16800.000	52.012	31.189	-21.988	74.000	20.823	PK

Engineer: Damon	
Site: AC5	Time: 2017/06/07 - 17:20
Limit: FCC_Part15.209_RE(3m)	Margin: 0
Probe: Horn_3117_00167055(1-18GHz)	Polarity: Horizontal
EUT: AP367	Power: AC 120V/60Hz
Note: Mode 2:Transmit at channel 5700MHz by 11N20	

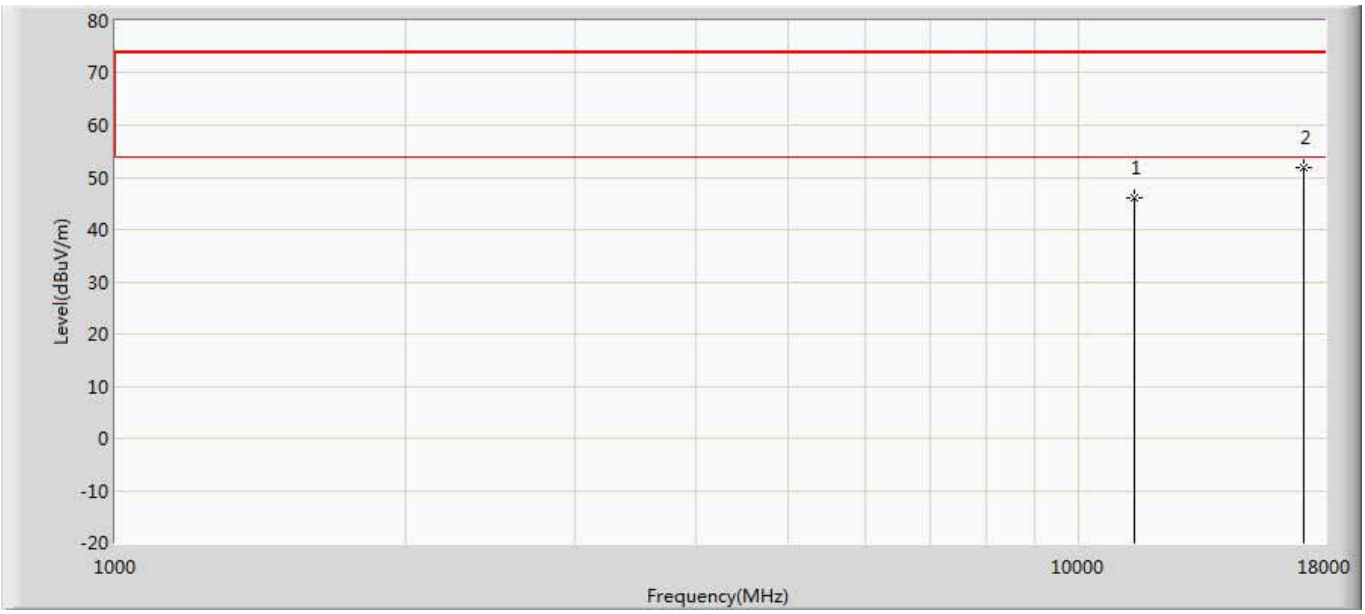

No	Mark	Frequency (MHz)	Measure Level (dBuV/m)	Reading Level (dBuV)	Over Limit (dB)	Limit (dBuV/m)	Factor (dB)	Type
1		11400.000	46.010	31.525	-27.990	74.000	14.485	PK
2	*	17100.000	52.014	29.815	-21.986	74.000	22.199	PK

Engineer: Damon	
Site: AC5	Time: 2017/06/07 - 17:20
Limit: FCC_Part15.209_RE(3m)	Margin: 0
Probe: Horn_3117_00167055(1-18GHz)	Polarity: Vertical
EUT: AP367	Power: AC 120V/60Hz
Note: Mode 2:Transmit at channel 5700MHz by 11N20	

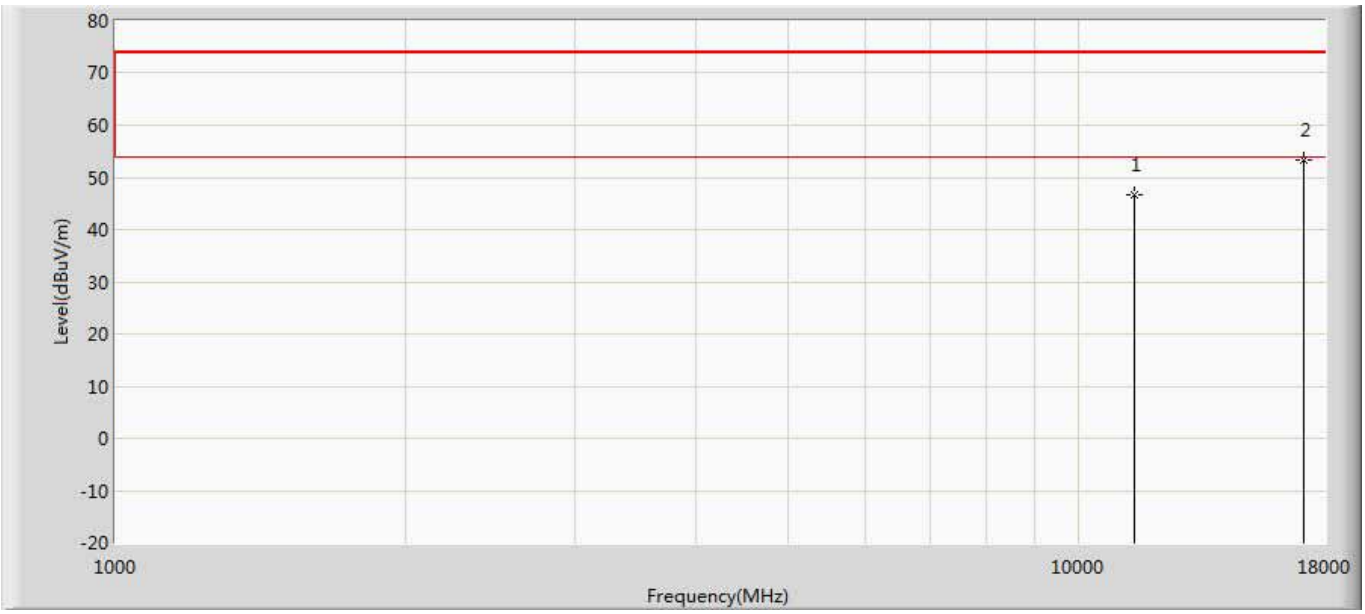

No	Mark	Frequency (MHz)	Measure Level (dBuV/m)	Reading Level (dBuV)	Over Limit (dB)	Limit (dBuV/m)	Factor (dB)	Type
1		11400.000	46.657	32.172	-27.343	74.000	14.485	PK
2	*	17100.000	53.423	31.224	-20.577	74.000	22.199	PK

Engineer: Damon	
Site: AC5	Time: 2017/06/07 - 17:20
Limit: FCC_Part15.209_RE(3m)	Margin: 0
Probe: Horn_3117_00167055(1-18GHz)	Polarity: Horizontal
EUT: AP367	Power: AC 120V/60Hz
Note: Mode 3:Transmit at channel 5260MHz by 11AC20	

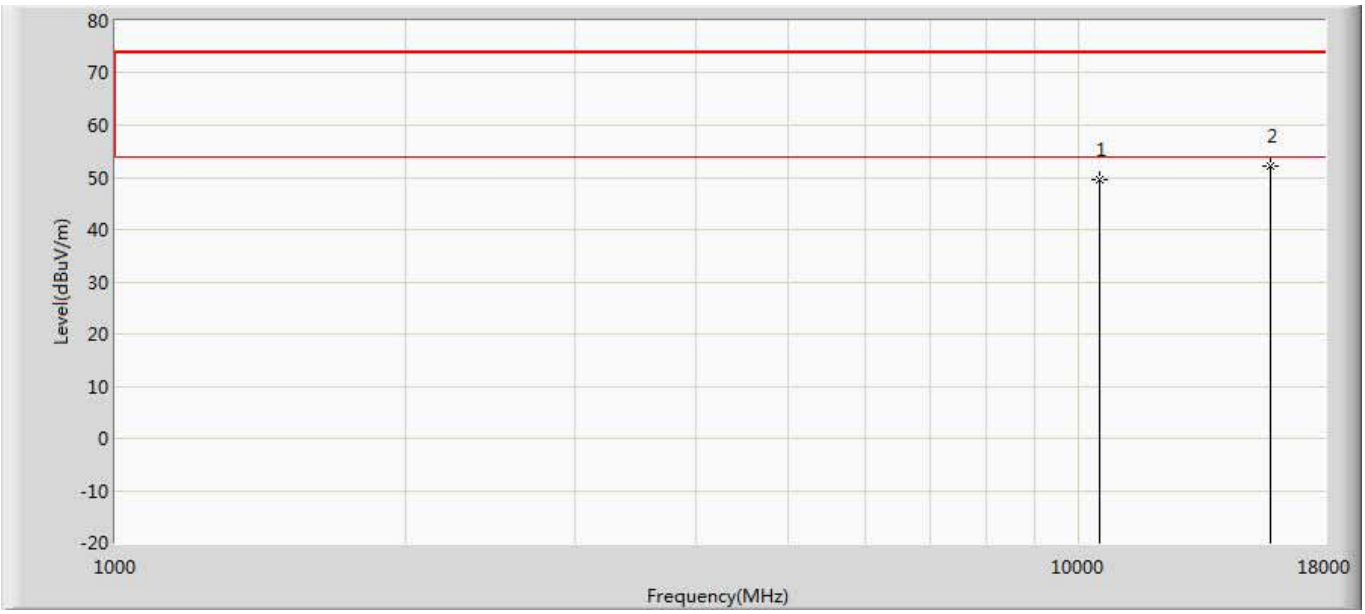

No	Mark	Frequency (MHz)	Measure Level (dBuV/m)	Reading Level (dBuV)	Over Limit (dB)	Limit (dBuV/m)	Factor (dB)	Type
1		10520.000	49.452	35.849	-24.548	74.000	13.603	PK
2	*	15780.000	52.185	32.595	-21.815	74.000	19.590	PK

Engineer: Damon	
Site: AC5	Time: 2017/06/07 - 17:20
Limit: FCC_Part15.209_RE(3m)	Margin: 0
Probe: Horn_3117_00167055(1-18GHz)	Polarity: Vertical
EUT: AP367	Power: AC 120V/60Hz
Note: Mode 3:Transmit at channel 5260MHz by 11AC20	

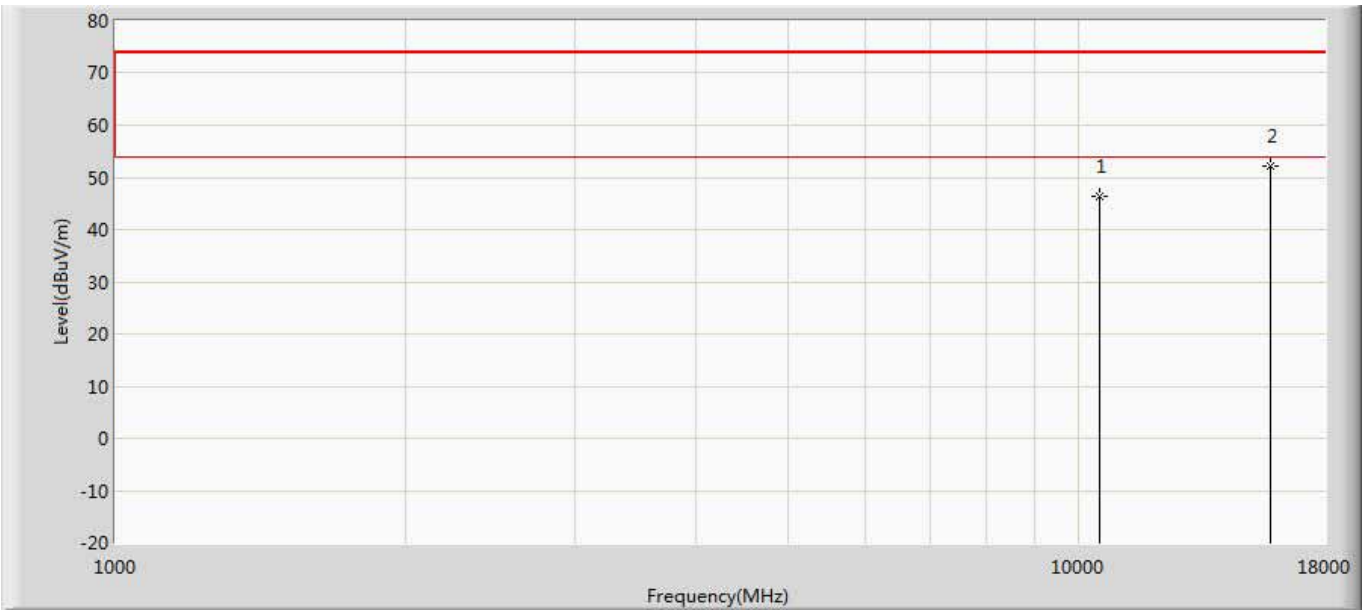

No	Mark	Frequency (MHz)	Measure Level (dBuV/m)	Reading Level (dBuV)	Over Limit (dB)	Limit (dBuV/m)	Factor (dB)	Type
1		10520.000	46.478	32.875	-27.522	74.000	13.603	PK
2	*	15780.000	52.042	32.452	-21.958	74.000	19.590	PK

Engineer: Damon	
Site: AC5	Time: 2017/06/07 - 17:20
Limit: FCC_Part15.209_RE(3m)	Margin: 0
Probe: Horn_3117_00167055(1-18GHz)	Polarity: Horizontal
EUT: AP367	Power: AC 120V/60Hz
Note: Mode 3:Transmit at channel 5300MHz by 11AC20	

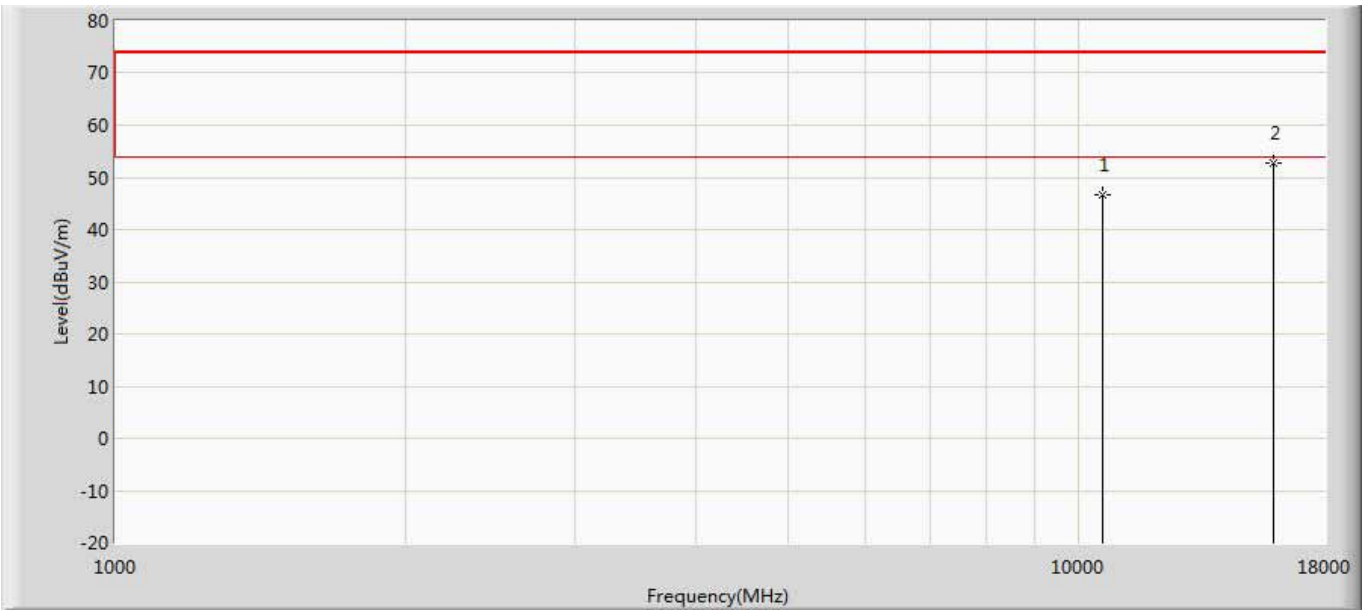

No	Mark	Frequency (MHz)	Measure Level (dBuV/m)	Reading Level (dBuV)	Over Limit (dB)	Limit (dBuV/m)	Factor (dB)	Type
1		10600.000	46.567	33.546	-27.433	74.000	13.021	PK
2	*	15900.000	52.858	33.114	-21.142	74.000	19.744	PK

Engineer: Damon	
Site: AC5	Time: 2017/06/07 - 17:20
Limit: FCC_Part15.209_RE(3m)	Margin: 0
Probe: Horn_3117_00167055(1-18GHz)	Polarity: Vertical
EUT: AP367	Power: AC 120V/60Hz
Note: Mode 3:Transmit at channel 5300MHz by 11AC20	

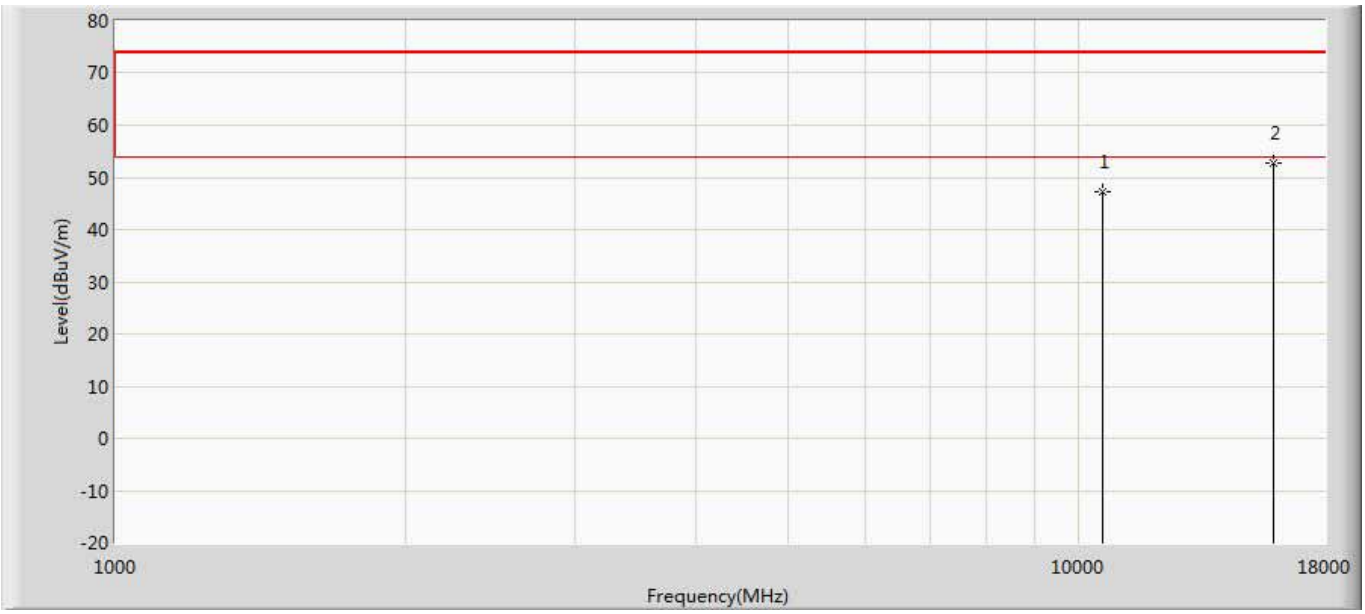

No	Mark	Frequency (MHz)	Measure Level (dBuV/m)	Reading Level (dBuV)	Over Limit (dB)	Limit (dBuV/m)	Factor (dB)	Type
1		10600.000	47.293	34.272	-26.707	74.000	13.021	PK
2	*	15900.000	52.867	33.123	-21.133	74.000	19.744	PK

Engineer: Damon	
Site: AC5	Time: 2017/06/07 - 17:20
Limit: FCC_Part15.209_RE(3m)	Margin: 0
Probe: Horn_3117_00167055(1-18GHz)	Polarity: Horizontal
EUT: AP367	Power: AC 120V/60Hz
Note: Mode 3:Transmit at channel 5320MHz by 11AC20	

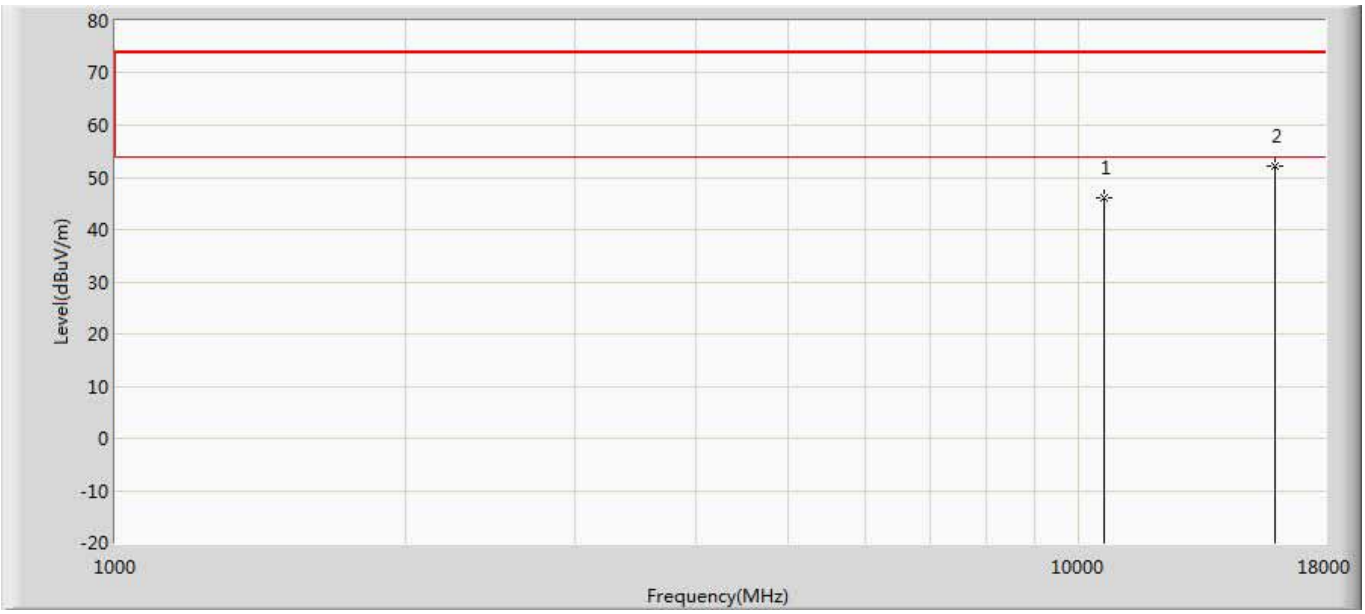

No	Mark	Frequency (MHz)	Measure Level (dBuV/m)	Reading Level (dBuV)	Over Limit (dB)	Limit (dBuV/m)	Factor (dB)	Type
1		10640.000	45.993	33.069	-28.007	74.000	12.924	PK
2	*	15960.000	52.200	31.737	-21.800	74.000	20.463	PK

Engineer: Damon	
Site: AC5	Time: 2017/06/07 - 17:20
Limit: FCC_Part15.209_RE(3m)	Margin: 0
Probe: Horn_3117_00167055(1-18GHz)	Polarity: Vertical
EUT: AP367	Power: AC 120V/60Hz
Note: Mode 3:Transmit at channel 5320MHz by 11AC20	

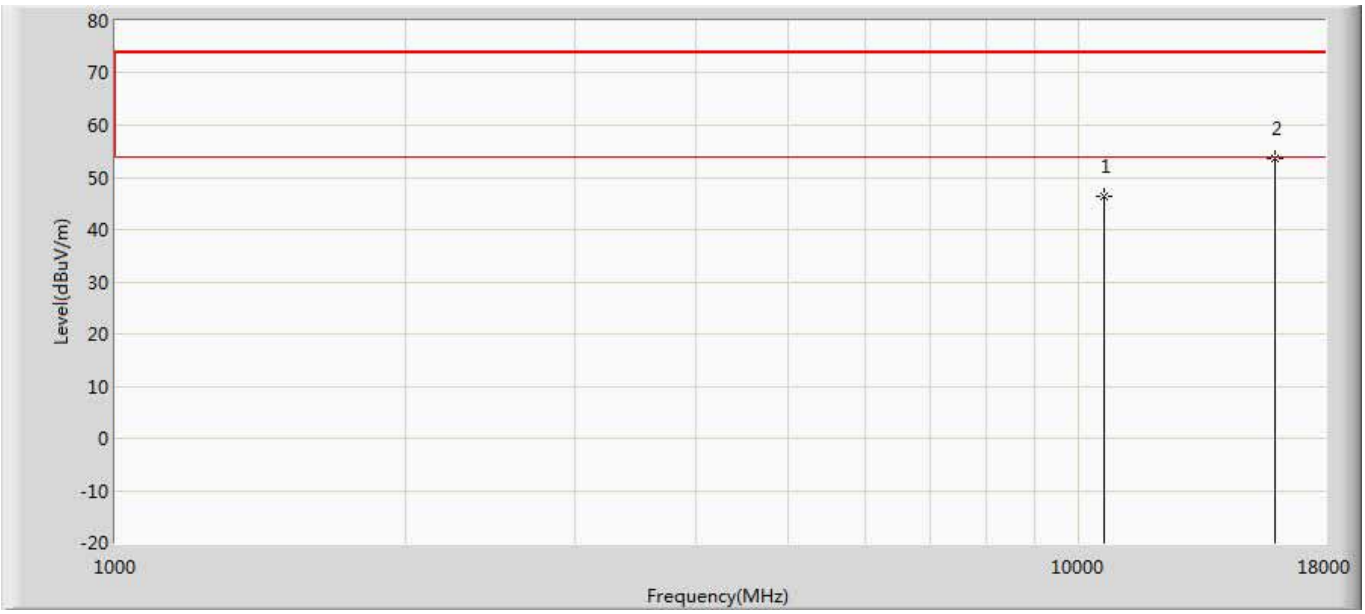

No	Mark	Frequency (MHz)	Measure Level (dBuV/m)	Reading Level (dBuV)	Over Limit (dB)	Limit (dBuV/m)	Factor (dB)	Type
1		10640.000	46.518	33.594	-27.482	74.000	12.924	PK
2	*	15960.000	53.501	33.038	-20.499	74.000	20.463	PK

Engineer: Damon	
Site: AC5	Time: 2017/06/07 - 17:20
Limit: FCC_Part15.209_RE(3m)	Margin: 0
Probe: Horn_3117_00167055(1-18GHz)	Polarity: Horizontal
EUT: AP367	Power: AC 120V/60Hz
Note: Mode 3:Transmit at channel 5500MHz by 11AC20	

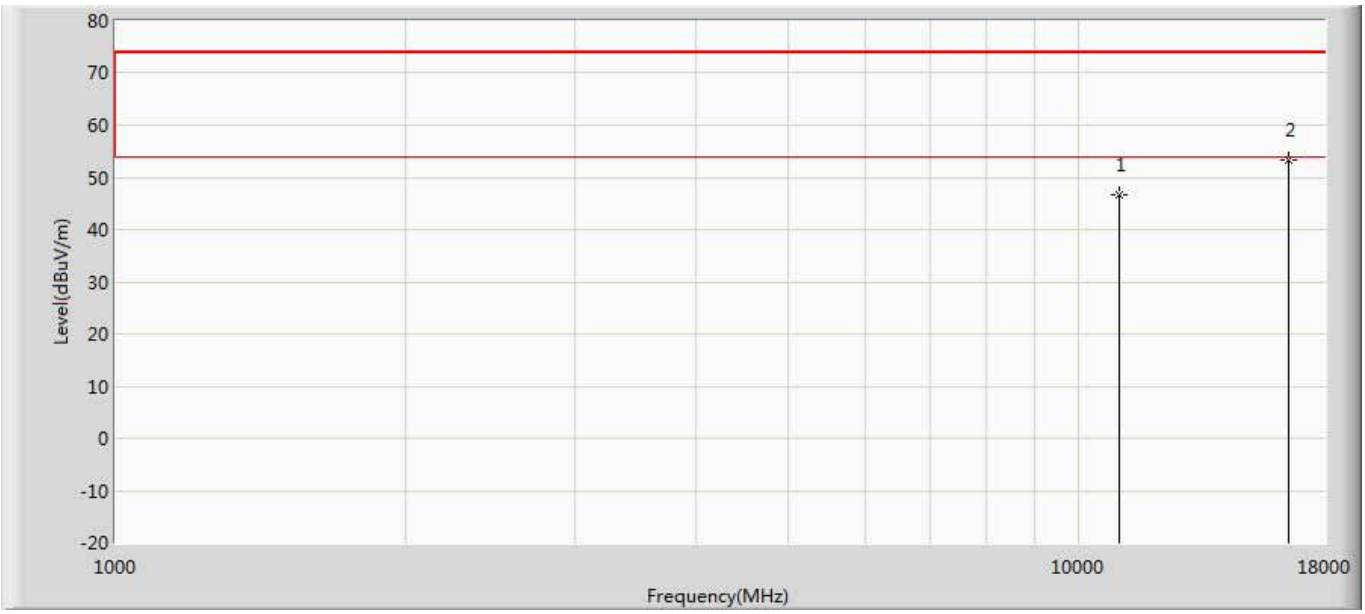

No	Mark	Frequency (MHz)	Measure Level (dBuV/m)	Reading Level (dBuV)	Over Limit (dB)	Limit (dBuV/m)	Factor (dB)	Type
1		11000.000	46.542	33.227	-27.458	74.000	13.314	PK
2	*	16500.000	53.451	32.393	-20.549	74.000	21.058	PK

Engineer: Damon	
Site: AC5	Time: 2017/06/07 - 17:21
Limit: FCC_Part15.209_RE(3m)	Margin: 0
Probe: Horn_3117_00167055(1-18GHz)	Polarity: Vertical
EUT: AP367	Power: AC 120V/60Hz
Note: Mode 3:Transmit at channel 5500MHz by 11AC20	

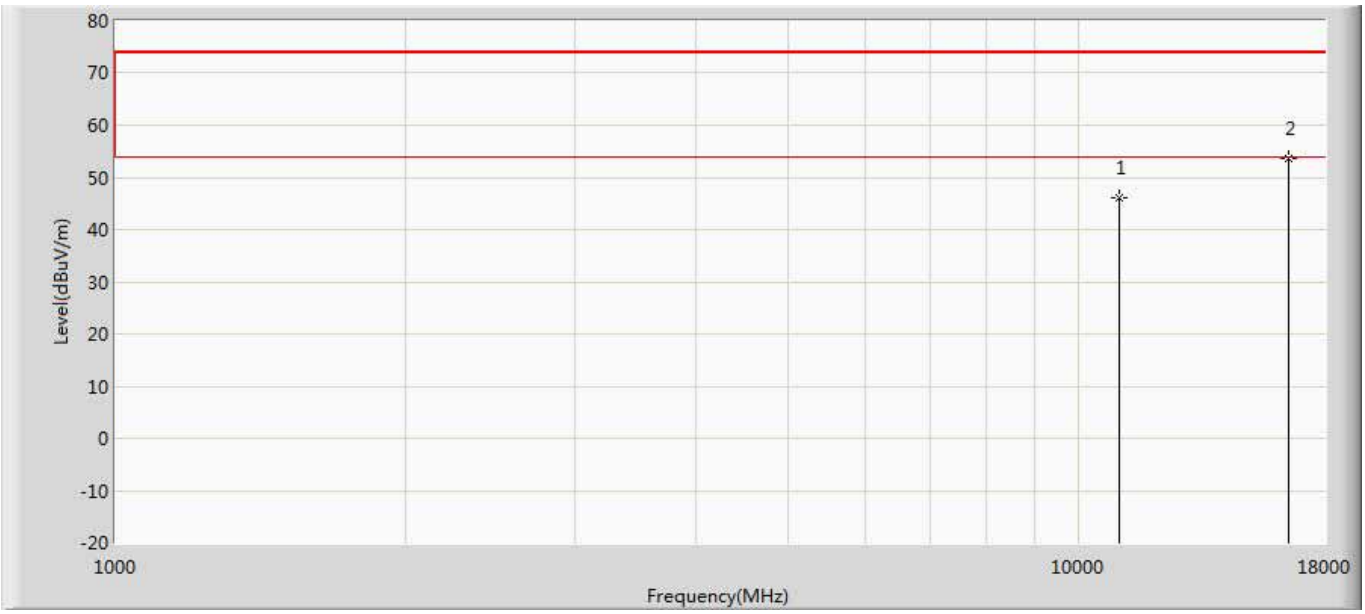

No	Mark	Frequency (MHz)	Measure Level (dBuV/m)	Reading Level (dBuV)	Over Limit (dB)	Limit (dBuV/m)	Factor (dB)	Type
1		11000.000	46.198	32.883	-27.802	74.000	13.314	PK
2	*	16500.000	53.527	32.469	-20.473	74.000	21.058	PK

Engineer: Damon	
Site: AC5	Time: 2017/06/07 - 17:21
Limit: FCC_Part15.209_RE(3m)	Margin: 0
Probe: Horn_3117_00167055(1-18GHz)	Polarity: Horizontal
EUT: AP367	Power: AC 120V/60Hz
Note: Mode 3:Transmit at channel 5600MHz by 11AC20	

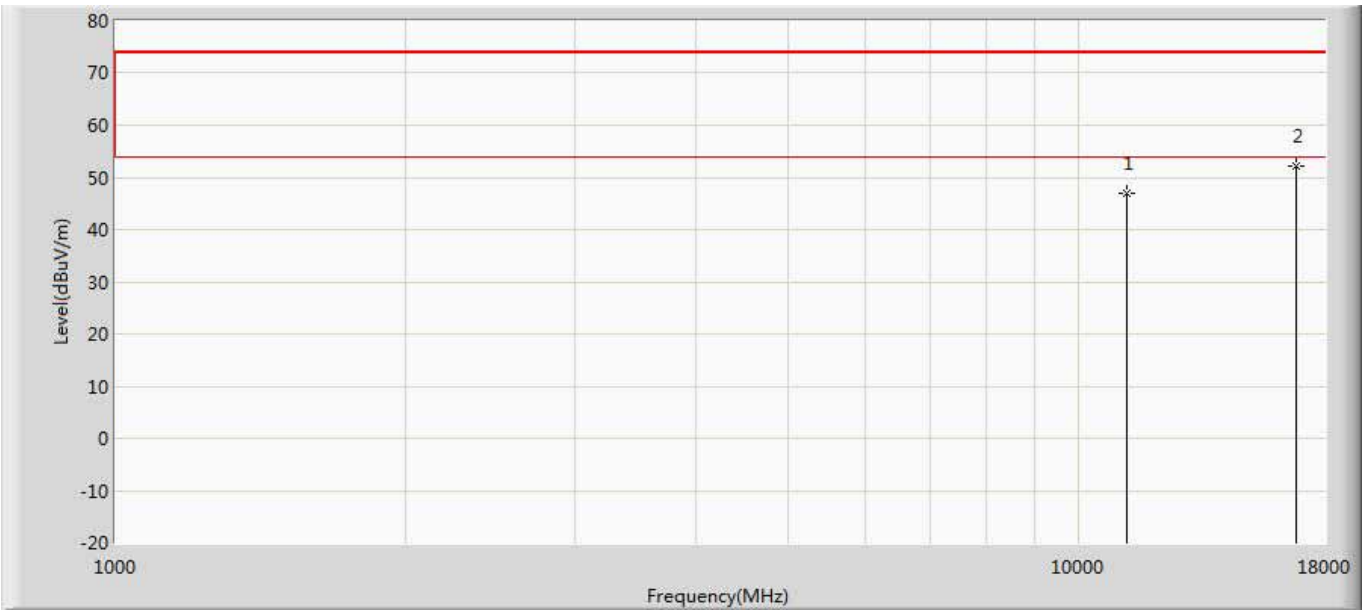

No	Mark	Frequency (MHz)	Measure Level (dBuV/m)	Reading Level (dBuV)	Over Limit (dB)	Limit (dBuV/m)	Factor (dB)	Type
1		11200.000	47.052	33.337	-26.948	74.000	13.715	PK
2	*	16800.000	52.147	31.324	-21.853	74.000	20.823	PK

Engineer: Damon	
Site: AC5	Time: 2017/06/07 - 17:21
Limit: FCC_Part15.209_RE(3m)	Margin: 0
Probe: Horn_3117_00167055(1-18GHz)	Polarity: Vertical
EUT: AP367	Power: AC 120V/60Hz
Note: Mode 3:Transmit at channel 5600MHz by 11AC20	

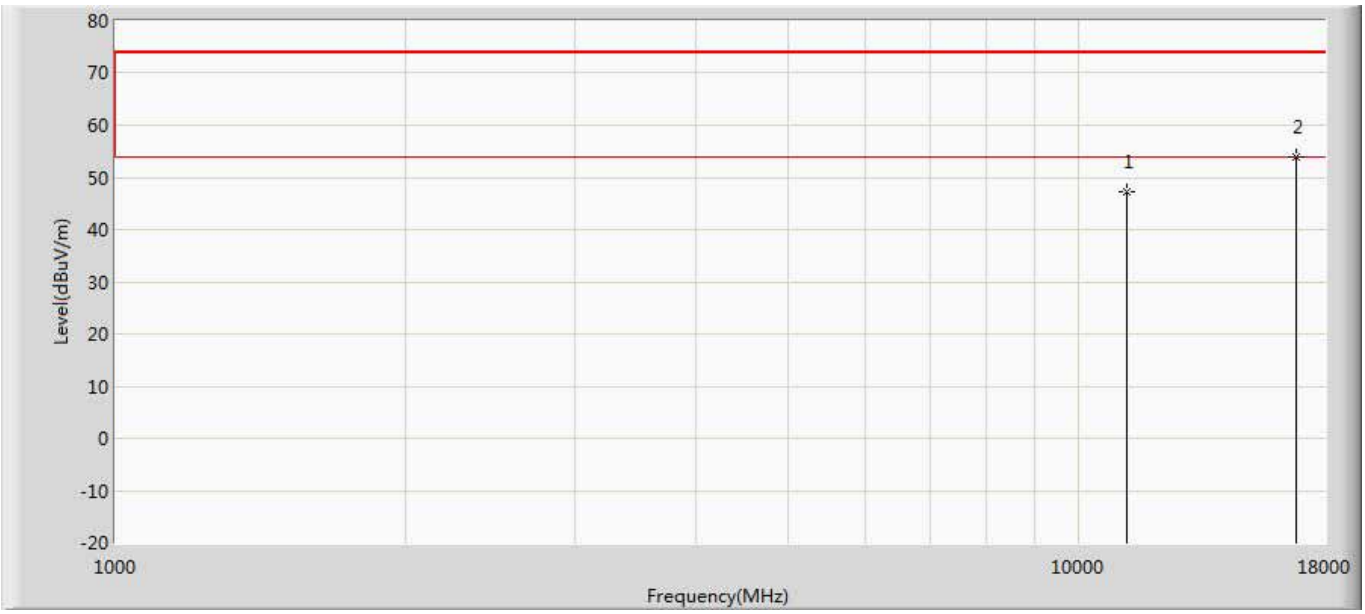

No	Mark	Frequency (MHz)	Measure Level (dBuV/m)	Reading Level (dBuV)	Over Limit (dB)	Limit (dBuV/m)	Factor (dB)	Type
1		11200.000	47.170	33.455	-26.830	74.000	13.715	PK
2	*	16800.000	53.812	32.989	-20.188	74.000	20.823	PK

Engineer: Damon	
Site: AC5	Time: 2017/06/07 - 17:21
Limit: FCC_Part15.209_RE(3m)	Margin: 0
Probe: Horn_3117_00167055(1-18GHz)	Polarity: Horizontal
EUT: AP367	Power: AC 120V/60Hz
Note: Mode 3:Transmit at channel 5700MHz by 11AC20	

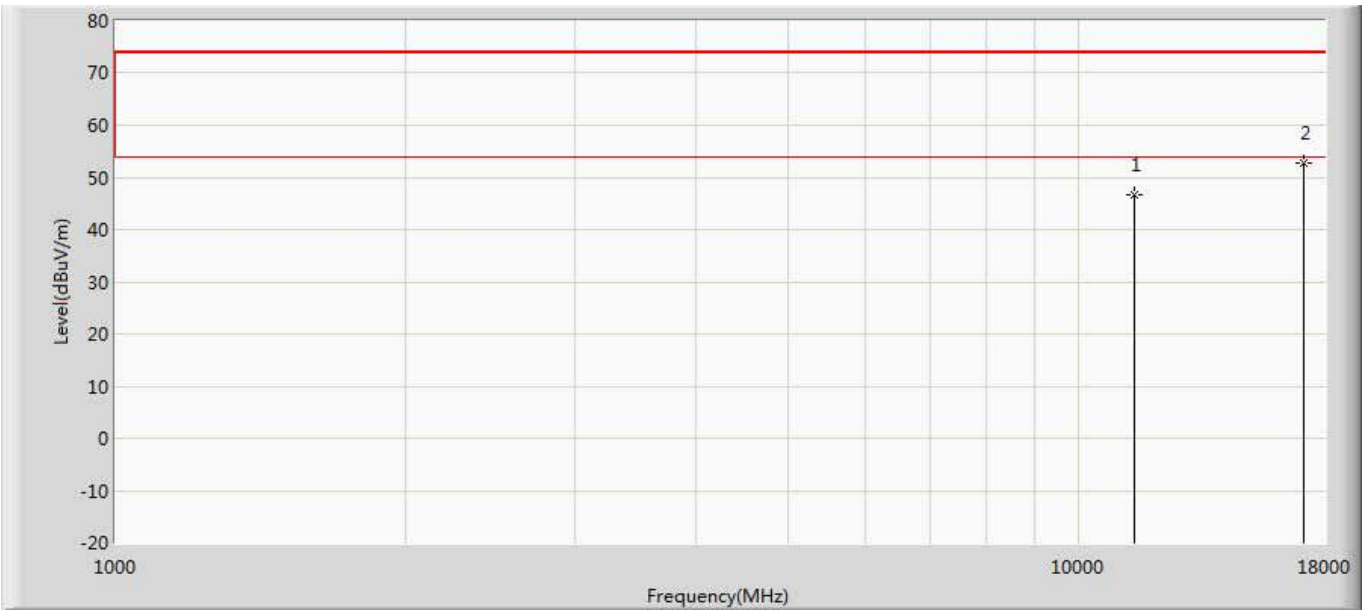

No	Mark	Frequency (MHz)	Measure Level (dBuV/m)	Reading Level (dBuV)	Over Limit (dB)	Limit (dBuV/m)	Factor (dB)	Type
1		11400.000	46.692	32.207	-27.308	74.000	14.485	PK
2	*	17100.000	52.641	30.442	-21.359	74.000	22.199	PK

Engineer: Damon	
Site: AC5	Time: 2017/06/07 - 17:21
Limit: FCC_Part15.209_RE(3m)	Margin: 0
Probe: Horn_3117_00167055(1-18GHz)	Polarity: Vertical
EUT: AP367	Power: AC 120V/60Hz
Note: Mode 3:Transmit at channel 5700MHz by 11AC20	

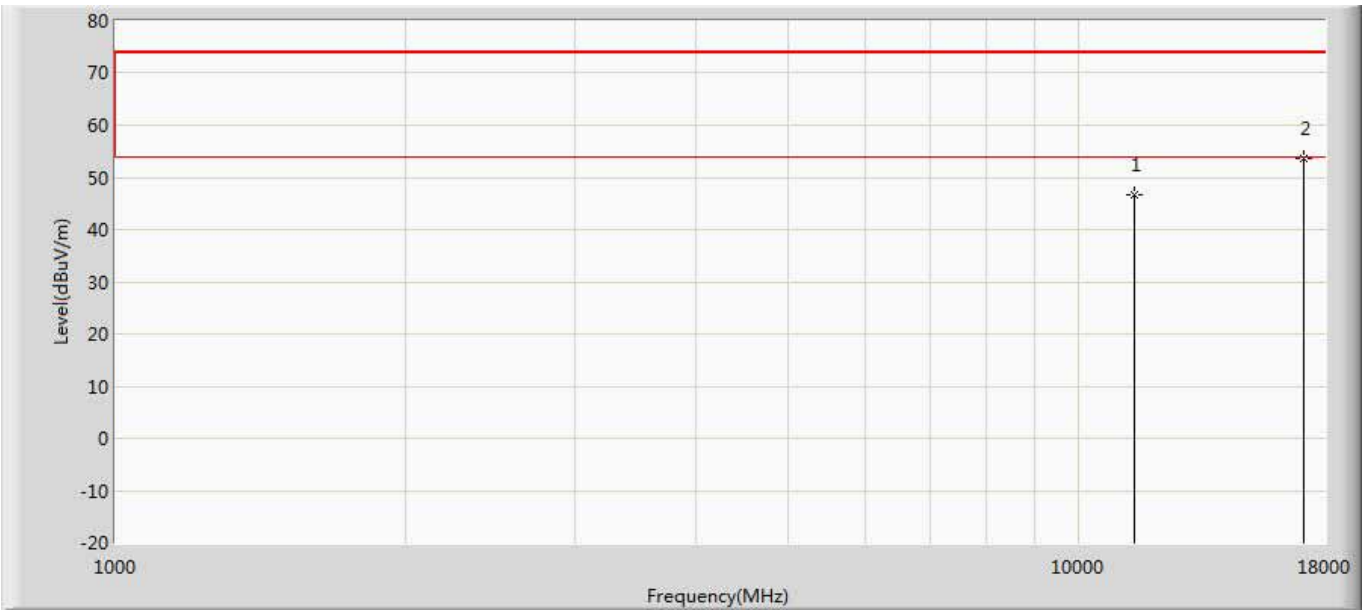

No	Mark	Frequency (MHz)	Measure Level (dBuV/m)	Reading Level (dBuV)	Over Limit (dB)	Limit (dBuV/m)	Factor (dB)	Type
1		11400.000	46.572	32.087	-27.428	74.000	14.485	PK
2	*	17100.000	53.726	31.527	-20.274	74.000	22.199	PK

Engineer: Damon	
Site: AC5	Time: 2017/06/07 - 17:21
Limit: FCC_Part15.209_RE(3m)	Margin: 0
Probe: Horn_3117_00167055(1-18GHz)	Polarity: Horizontal
EUT: AP367	Power: AC 120V/60Hz
Note: Mode 4:Transmit at channel 5270MHz by 11N40	

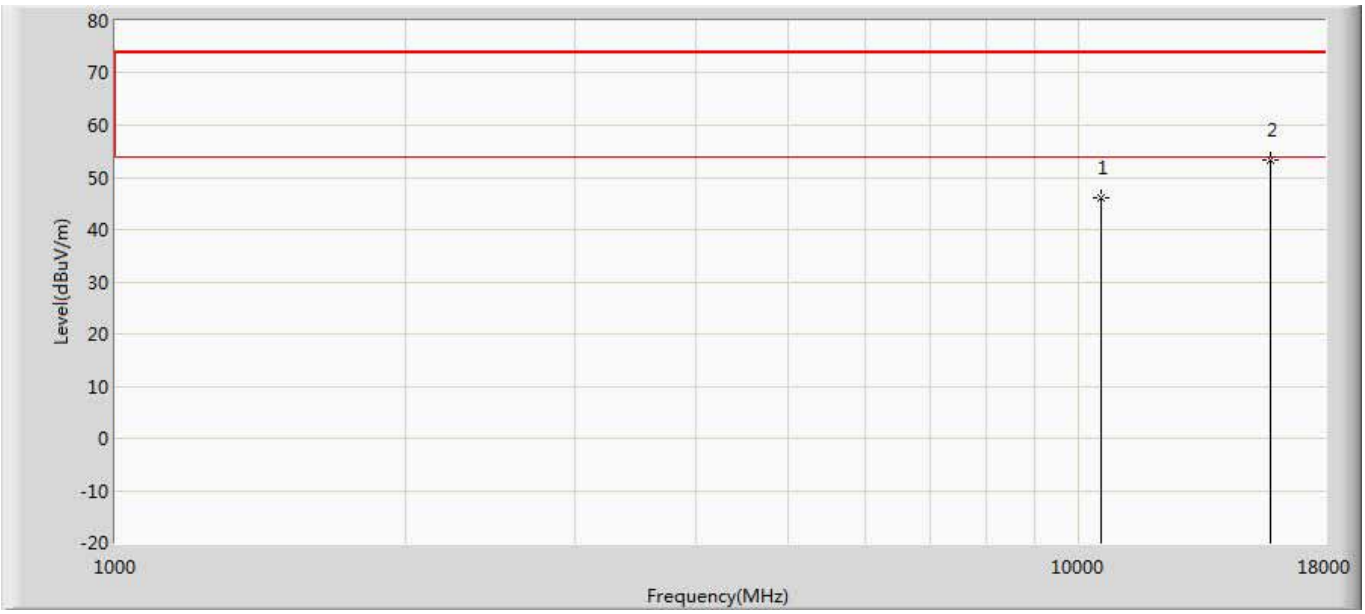

No	Mark	Frequency (MHz)	Measure Level (dBuV/m)	Reading Level (dBuV)	Over Limit (dB)	Limit (dBuV/m)	Factor (dB)	Type
1		10540.000	46.145	33.551	-27.855	74.000	12.595	PK
2	*	15810.000	53.285	33.364	-20.715	74.000	19.921	PK

Engineer: Damon	
Site: AC5	Time: 2017/06/07 - 17:22
Limit: FCC_Part15.209_RE(3m)	Margin: 0
Probe: Horn_3117_00167055(1-18GHz)	Polarity: Vertical
EUT: AP367	Power: AC 120V/60Hz
Note: Mode 4:Transmit at channel 5270MHz by 11N40	

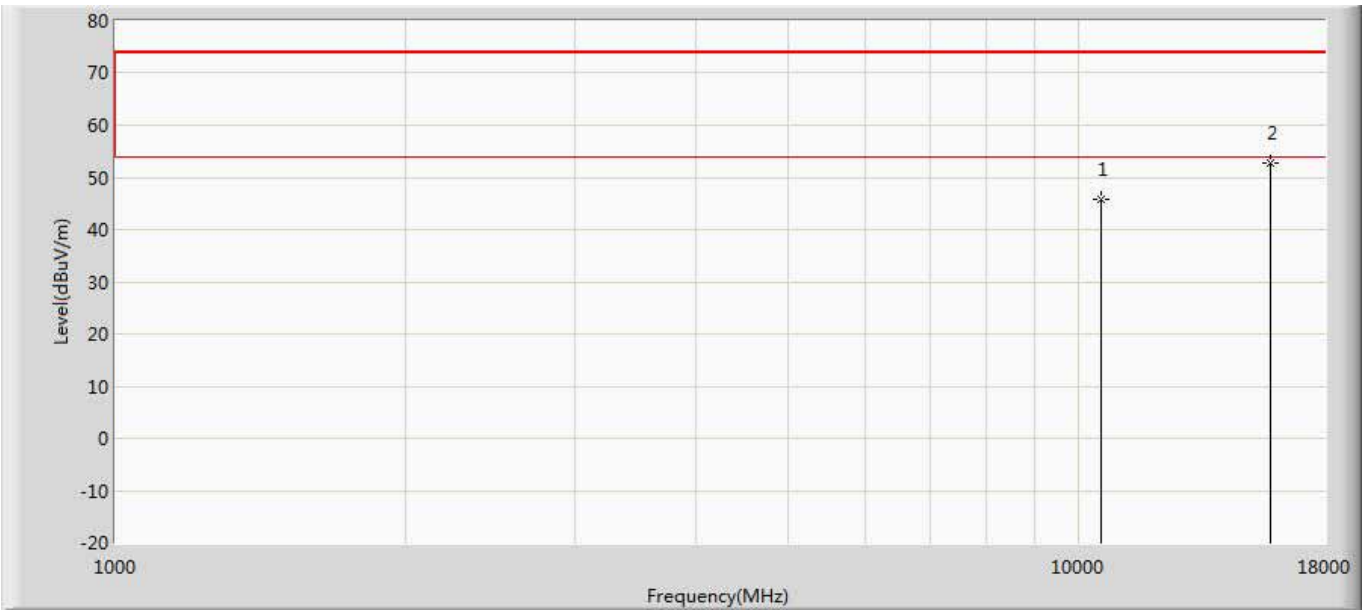

No	Mark	Frequency (MHz)	Measure Level (dBuV/m)	Reading Level (dBuV)	Over Limit (dB)	Limit (dBuV/m)	Factor (dB)	Type
1		10540.000	45.894	33.300	-28.106	74.000	12.595	PK
2	*	15810.000	52.638	32.717	-21.362	74.000	19.921	PK

Engineer: Damon	
Site: AC5	Time: 2017/06/07 - 17:22
Limit: FCC_Part15.209_RE(3m)	Margin: 0
Probe: Horn_3117_00167055(1-18GHz)	Polarity: Horizontal
EUT: AP367	Power: AC 120V/60Hz
Note: Mode 4:Transmit at channel 5310MHz by 11N40	

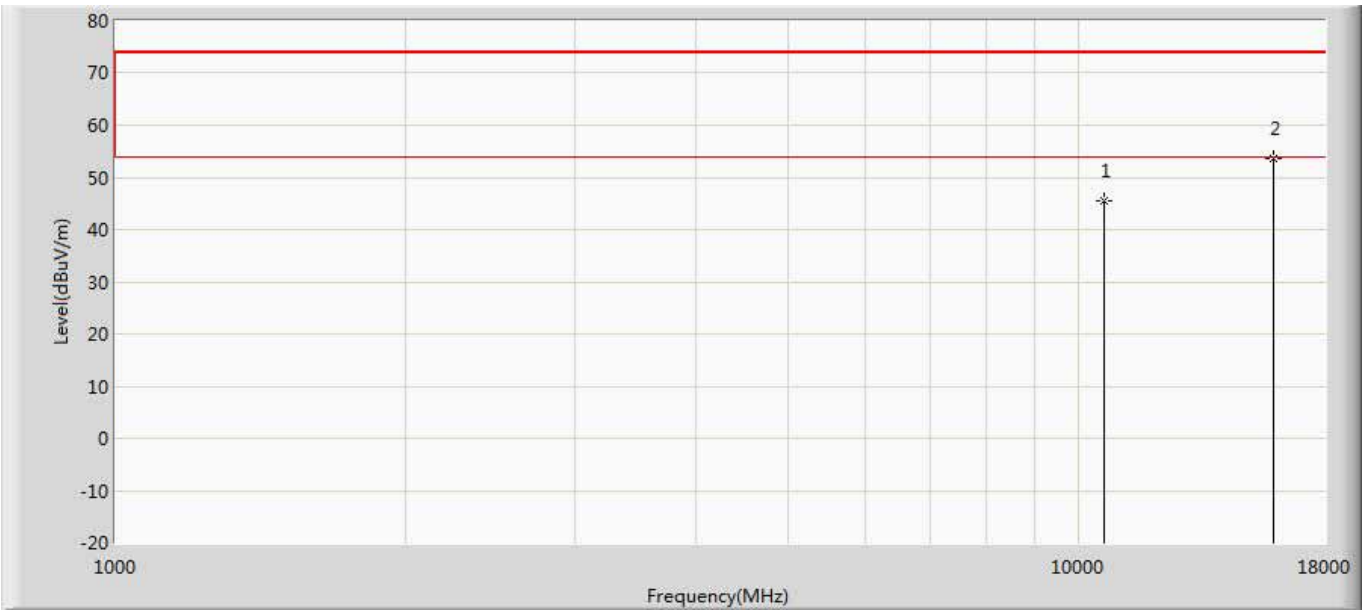

No	Mark	Frequency (MHz)	Measure Level (dBuV/m)	Reading Level (dBuV)	Over Limit (dB)	Limit (dBuV/m)	Factor (dB)	Type
1		10620.000	45.636	32.892	-28.364	74.000	12.744	PK
2	*	15930.000	53.693	32.979	-20.307	74.000	20.714	PK

Engineer: Damon	
Site: AC5	Time: 2017/06/07 - 17:22
Limit: FCC_Part15.209_RE(3m)	Margin: 0
Probe: Horn_3117_00167055(1-18GHz)	Polarity: Vertical
EUT: AP367	Power: AC 120V/60Hz
Note: Mode 4:Transmit at channel 5310MHz by 11N40	

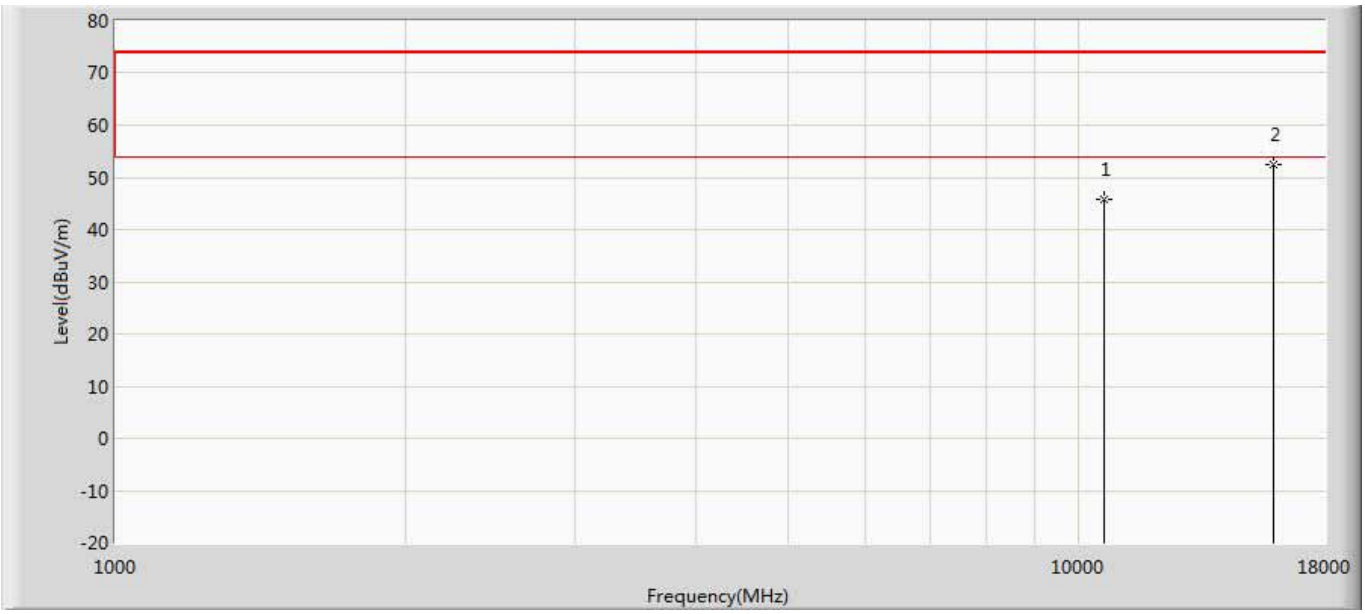

No	Mark	Frequency (MHz)	Measure Level (dBuV/m)	Reading Level (dBuV)	Over Limit (dB)	Limit (dBuV/m)	Factor (dB)	Type
1		10620.000	45.711	32.967	-28.289	74.000	12.744	PK
2	*	15930.000	52.558	31.844	-21.442	74.000	20.714	PK

Engineer: Damon	
Site: AC5	Time: 2017/06/07 - 17:22
Limit: FCC_Part15.209_RE(3m)	Margin: 0
Probe: Horn_3117_00167055(1-18GHz)	Polarity: Horizontal
EUT: AP367	Power: AC 120V/60Hz
Note: Mode 4:Transmit at channel 5510MHz by 11N40	

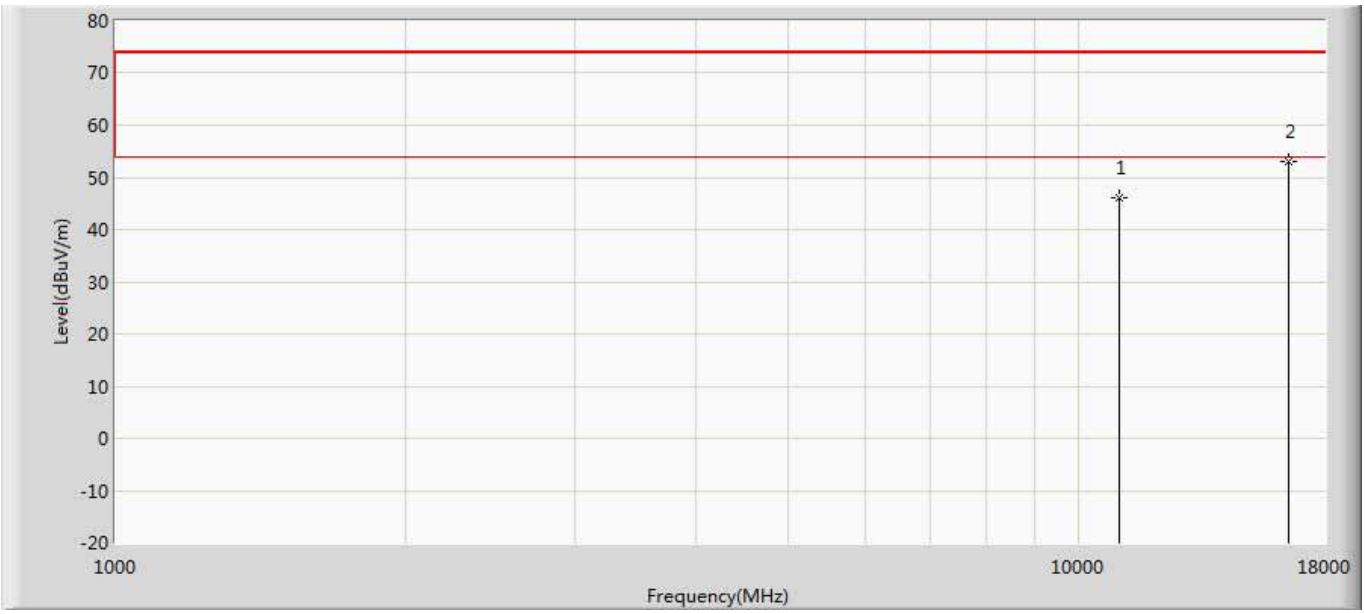

No	Mark	Frequency (MHz)	Measure Level (dBuV/m)	Reading Level (dBuV)	Over Limit (dB)	Limit (dBuV/m)	Factor (dB)	Type
1		11020.000	46.223	32.441	-27.777	74.000	13.782	PK
2	*	16530.000	53.025	32.260	-20.975	74.000	20.765	PK

Engineer: Damon	
Site: AC5	Time: 2017/06/07 - 17:22
Limit: FCC_Part15.209_RE(3m)	Margin: 0
Probe: Horn_3117_00167055(1-18GHz)	Polarity: Vertical
EUT: AP367	Power: AC 120V/60Hz
Note: Mode 4:Transmit at channel 5510MHz by 11N40	

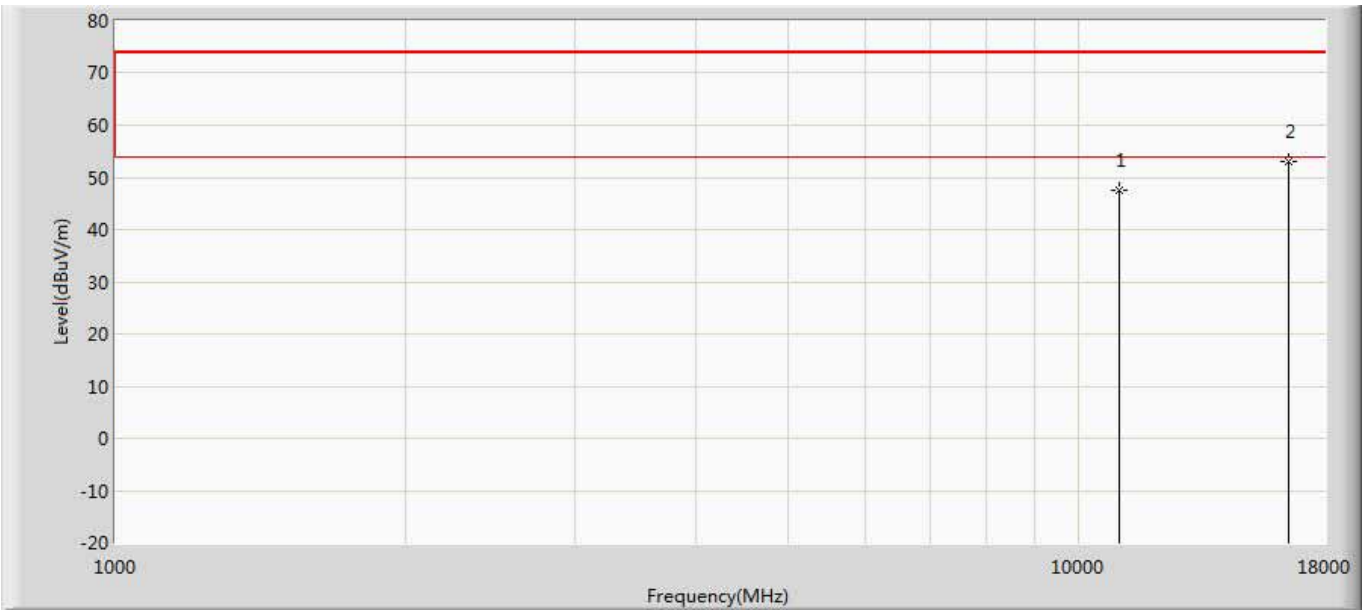

No	Mark	Frequency (MHz)	Measure Level (dBuV/m)	Reading Level (dBuV)	Over Limit (dB)	Limit (dBuV/m)	Factor (dB)	Type
1		11020.000	47.474	33.692	-26.526	74.000	13.782	PK
2	*	16530.000	53.080	32.315	-20.920	74.000	20.765	PK

Engineer: Damon	
Site: AC5	Time: 2017/06/07 - 17:23
Limit: FCC_Part15.209_RE(3m)	Margin: 0
Probe: Horn_3117_00167055(1-18GHz)	Polarity: Horizontal
EUT: AP367	Power: AC 120V/60Hz
Note: Mode 4:Transmit at channel 5590MHz by 11N40	

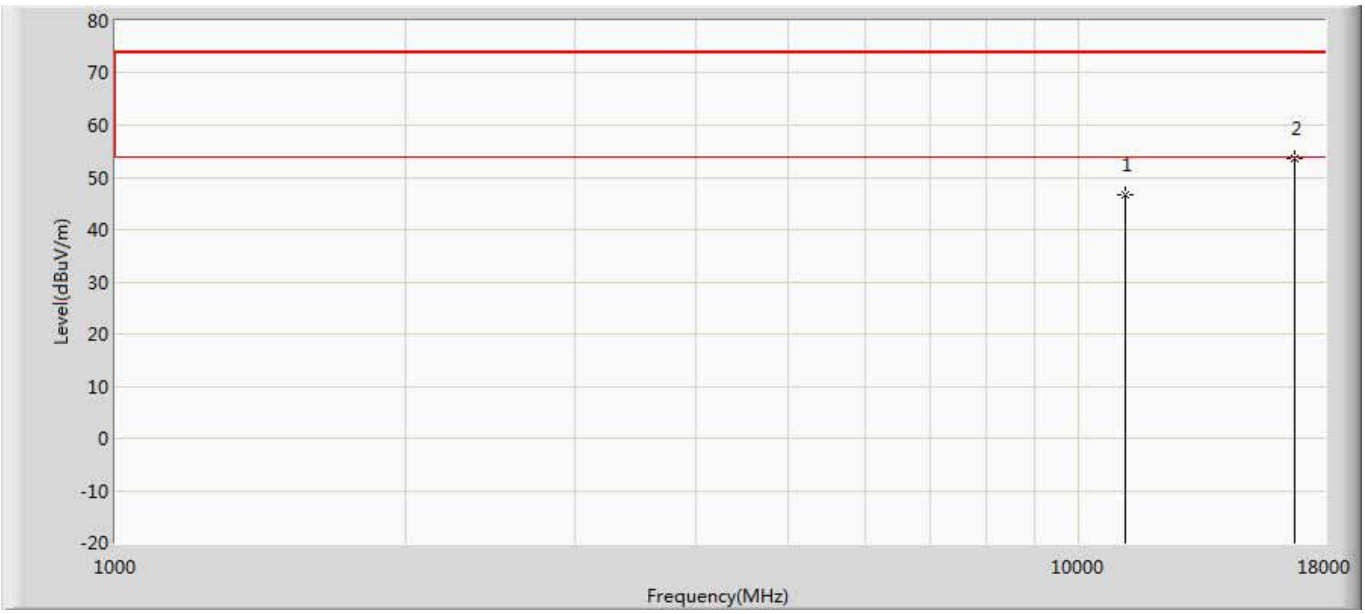

No	Mark	Frequency (MHz)	Measure Level (dBuV/m)	Reading Level (dBuV)	Over Limit (dB)	Limit (dBuV/m)	Factor (dB)	Type
1		11180.000	46.768	32.316	-27.232	74.000	14.452	PK
2	*	16770.000	53.689	32.676	-20.311	74.000	21.013	PK

Engineer: Damon	
Site: AC5	Time: 2017/06/07 - 17:23
Limit: FCC_Part15.209_RE(3m)	Margin: 0
Probe: Horn_3117_00167055(1-18GHz)	Polarity: Vertical
EUT: AP367	Power: AC 120V/60Hz
Note: Mode 4:Transmit at channel 5590MHz by 11N40	

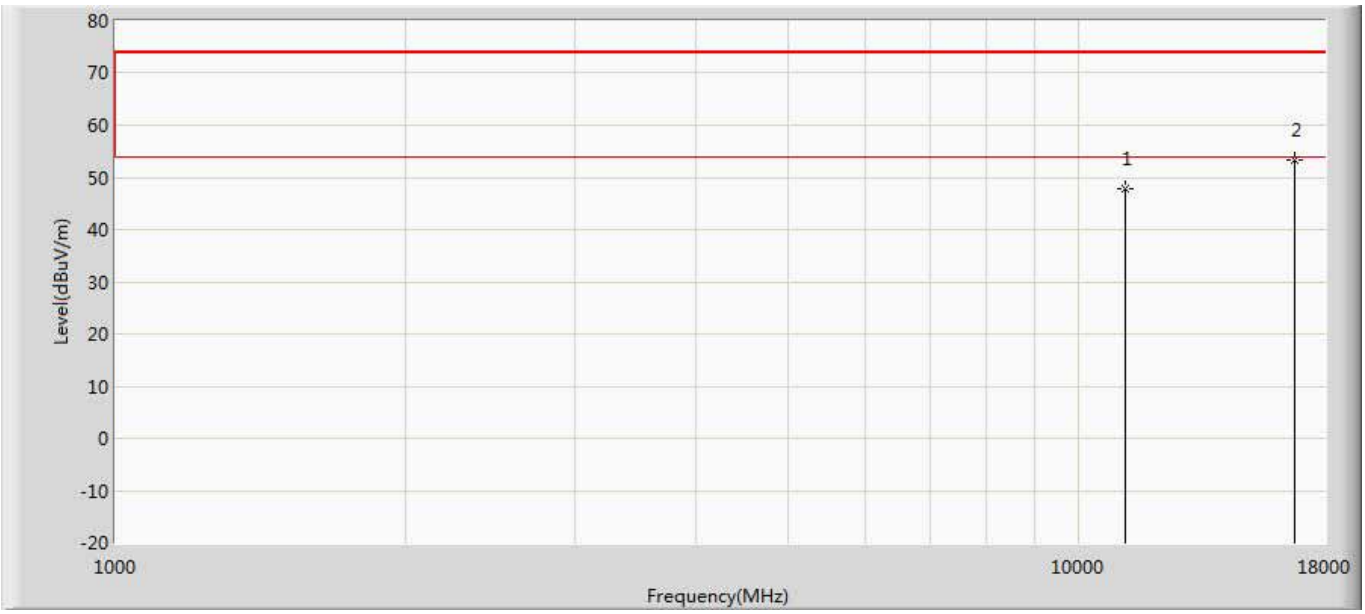

No	Mark	Frequency (MHz)	Measure Level (dBuV/m)	Reading Level (dBuV)	Over Limit (dB)	Limit (dBuV/m)	Factor (dB)	Type
1		11180.000	47.685	33.233	-26.315	74.000	14.452	PK
2	*	16770.000	53.304	32.291	-20.696	74.000	21.013	PK

Engineer: Damon	
Site: AC5	Time: 2017/06/07 - 17:23
Limit: FCC_Part15.209_RE(3m)	Margin: 0
Probe: Horn_3117_00167055(1-18GHz)	Polarity: Horizontal
EUT: AP367	Power: AC 120V/60Hz
Note: Mode 4:Transmit at channel 5670MHz by 11N40	

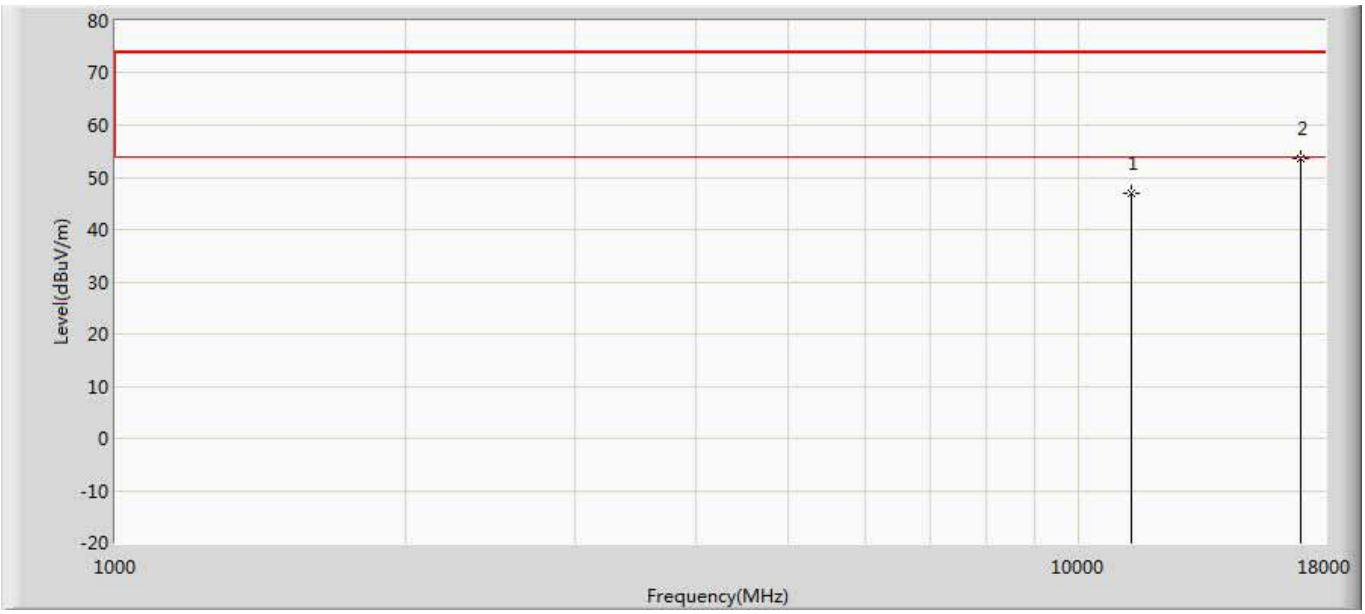

No	Mark	Frequency (MHz)	Measure Level (dBuV/m)	Reading Level (dBuV)	Over Limit (dB)	Limit (dBuV/m)	Factor (dB)	Type
1		11340.000	46.813	32.547	-27.187	74.000	14.266	PK
2	*	17010.000	53.575	32.048	-20.425	74.000	21.527	PK

Engineer: Damon	
Site: AC5	Time: 2017/06/07 - 17:23
Limit: FCC_Part15.209_RE(3m)	Margin: 0
Probe: Horn_3117_00167055(1-18GHz)	Polarity: Vertical
EUT: AP367	Power: AC 120V/60Hz
Note: Mode 4:Transmit at channel 5670MHz by 11N40	

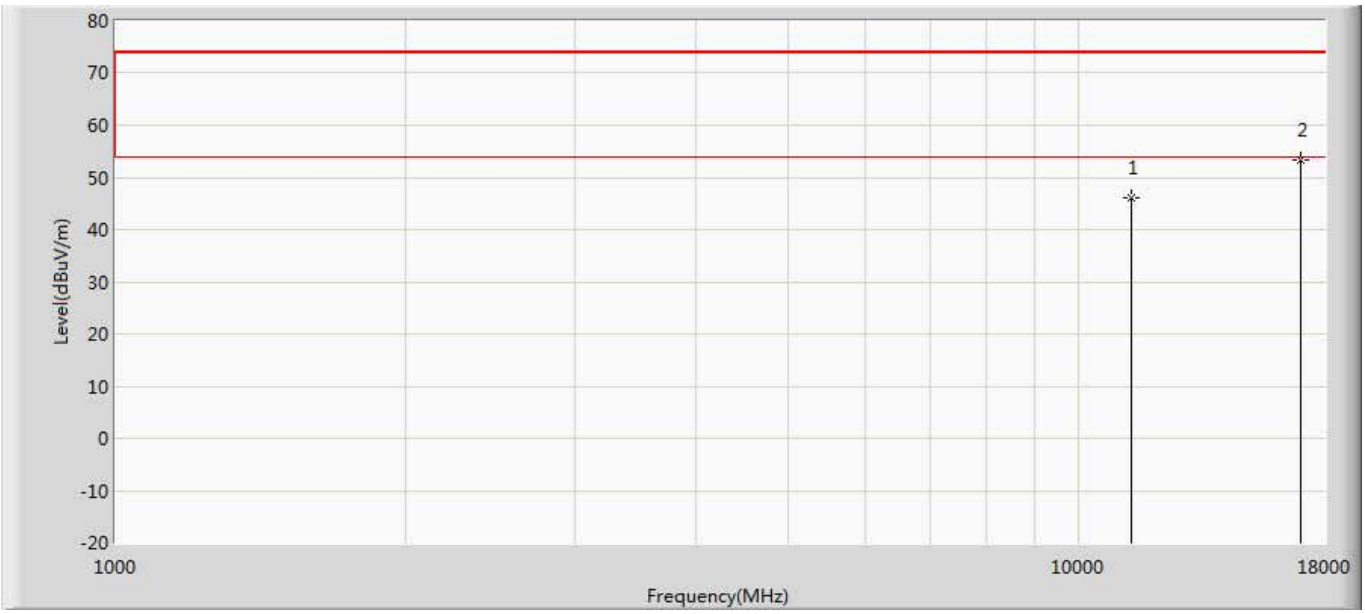

No	Mark	Frequency (MHz)	Measure Level (dBuV/m)	Reading Level (dBuV)	Over Limit (dB)	Limit (dBuV/m)	Factor (dB)	Type
1		11340.000	45.999	31.733	-28.001	74.000	14.266	PK
2	*	17010.000	53.451	31.924	-20.549	74.000	21.527	PK

Engineer: Damon	
Site: AC5	Time: 2017/06/07 - 17:23
Limit: FCC_Part15.209_RE(3m)	Margin: 0
Probe: Horn_3117_00167055(1-18GHz)	Polarity: Horizontal
EUT: AP367	Power: AC 120V/60Hz
Note: Mode 5:Transmit at channel 5270MHz by 11AC40	

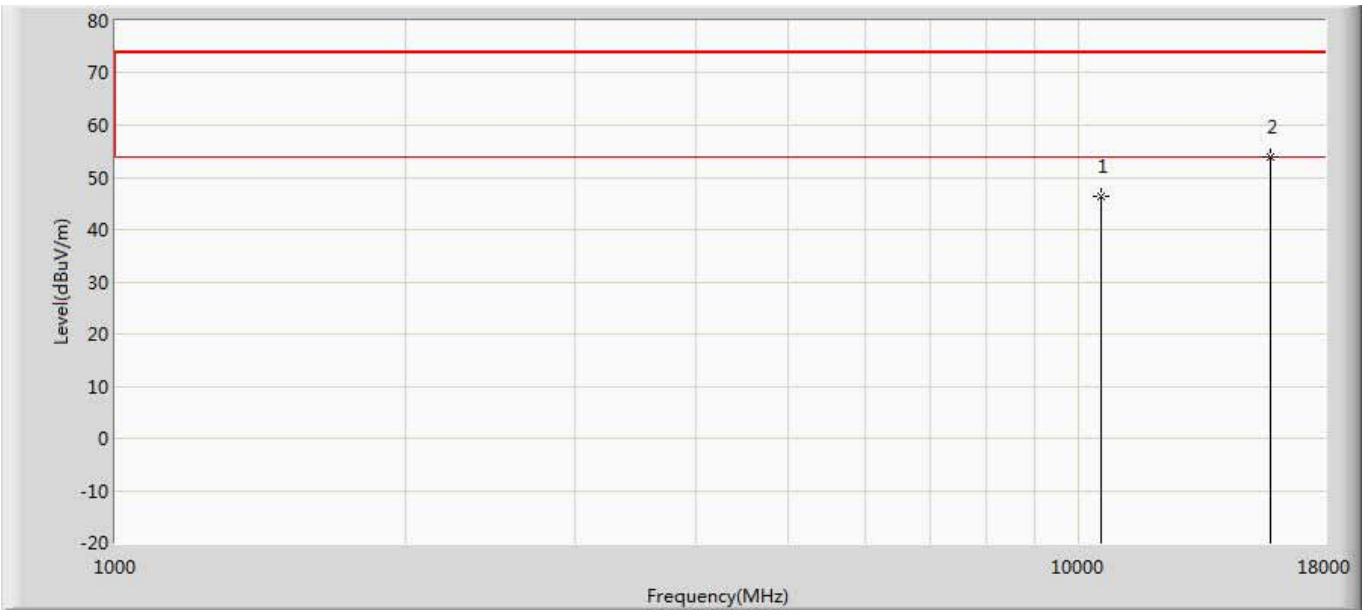

No	Mark	Frequency (MHz)	Measure Level (dBuV/m)	Reading Level (dBuV)	Over Limit (dB)	Limit (dBuV/m)	Factor (dB)	Type
1		10540.000	46.462	33.868	-27.538	74.000	12.595	PK
2	*	15810.000	53.944	34.023	-20.056	74.000	19.921	PK

Engineer: Damon	
Site: AC5	Time: 2017/06/07 - 17:23
Limit: FCC_Part15.209_RE(3m)	Margin: 0
Probe: Horn_3117_00167055(1-18GHz)	Polarity: Vertical
EUT: AP367	Power: AC 120V/60Hz
Note: Mode 5:Transmit at channel 5270MHz by 11AC40	

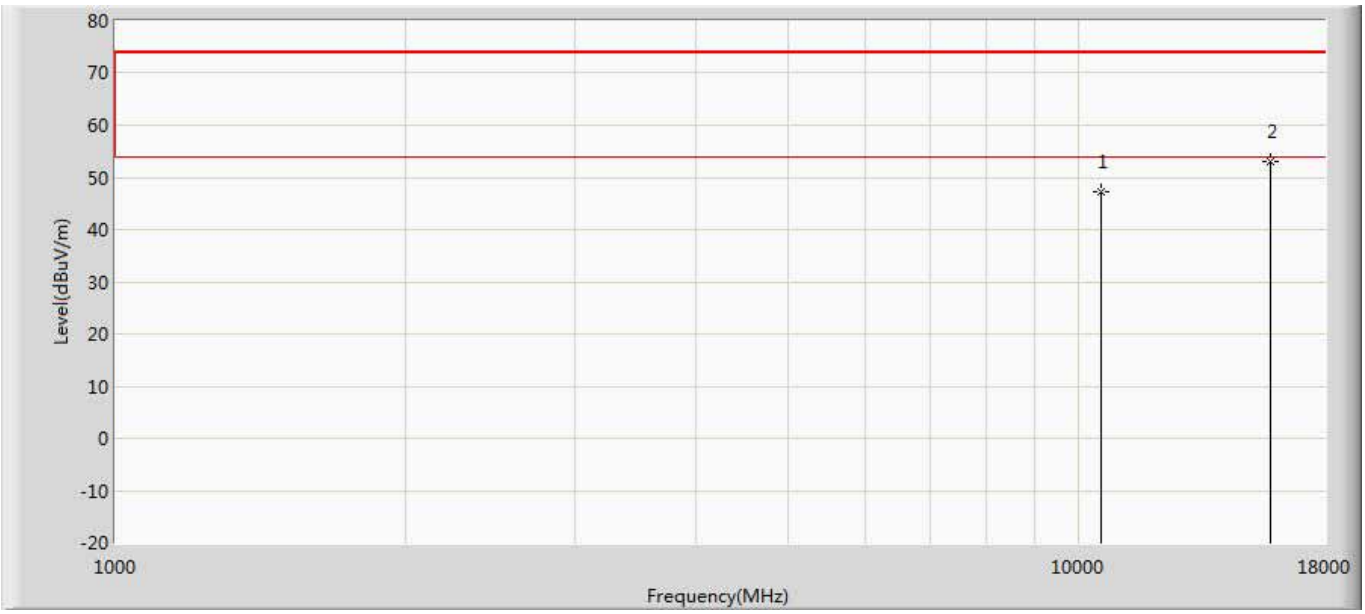

No	Mark	Frequency (MHz)	Measure Level (dBuV/m)	Reading Level (dBuV)	Over Limit (dB)	Limit (dBuV/m)	Factor (dB)	Type
1		10540.000	47.389	34.795	-26.611	74.000	12.595	PK
2	*	15810.000	53.121	33.200	-20.879	74.000	19.921	PK

Engineer: Damon	
Site: AC5	Time: 2017/06/07 - 17:24
Limit: FCC_Part15.209_RE(3m)	Margin: 0
Probe: Horn_3117_00167055(1-18GHz)	Polarity: Horizontal
EUT: AP367	Power: AC 120V/60Hz
Note: Mode 5:Transmit at channel 5310MHz by 11AC40	

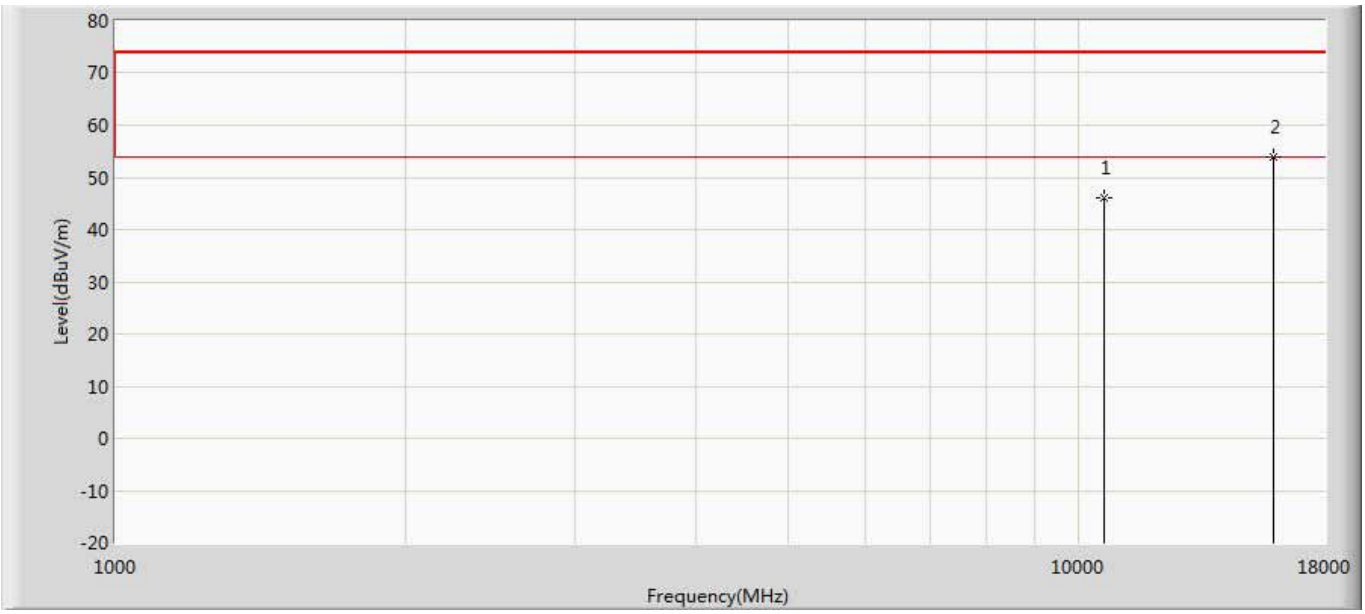

No	Mark	Frequency (MHz)	Measure Level (dBuV/m)	Reading Level (dBuV)	Over Limit (dB)	Limit (dBuV/m)	Factor (dB)	Type
1		10620.000	46.166	33.422	-27.834	74.000	12.744	PK
2	*	15930.000	53.880	33.166	-20.120	74.000	20.714	PK

Engineer: Damon	
Site: AC5	Time: 2017/06/07 - 17:24
Limit: FCC_Part15.209_RE(3m)	Margin: 0
Probe: Horn_3117_00167055(1-18GHz)	Polarity: Vertical
EUT: AP367	Power: AC 120V/60Hz
Note: Mode 5:Transmit at channel 5310MHz by 11AC40	

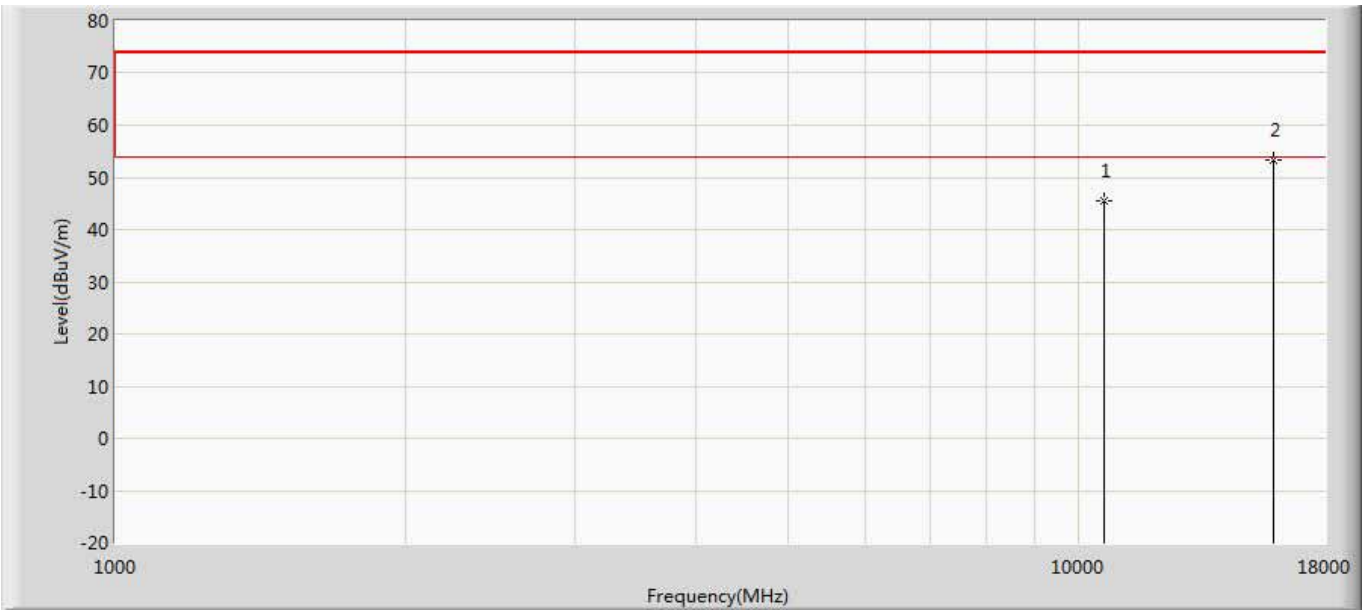

No	Mark	Frequency (MHz)	Measure Level (dBuV/m)	Reading Level (dBuV)	Over Limit (dB)	Limit (dBuV/m)	Factor (dB)	Type
1		10620.000	45.647	32.903	-28.353	74.000	12.744	PK
2	*	15930.000	53.308	32.594	-20.692	74.000	20.714	PK

Engineer: Damon	
Site: AC5	Time: 2017/06/07 - 17:24
Limit: FCC_Part15.209_RE(3m)	Margin: 0
Probe: Horn_3117_00167055(1-18GHz)	Polarity: Horizontal
EUT: AP367	Power: AC 120V/60Hz
Note: Mode 5:Transmit at channel 5510MHz by 11AC40	

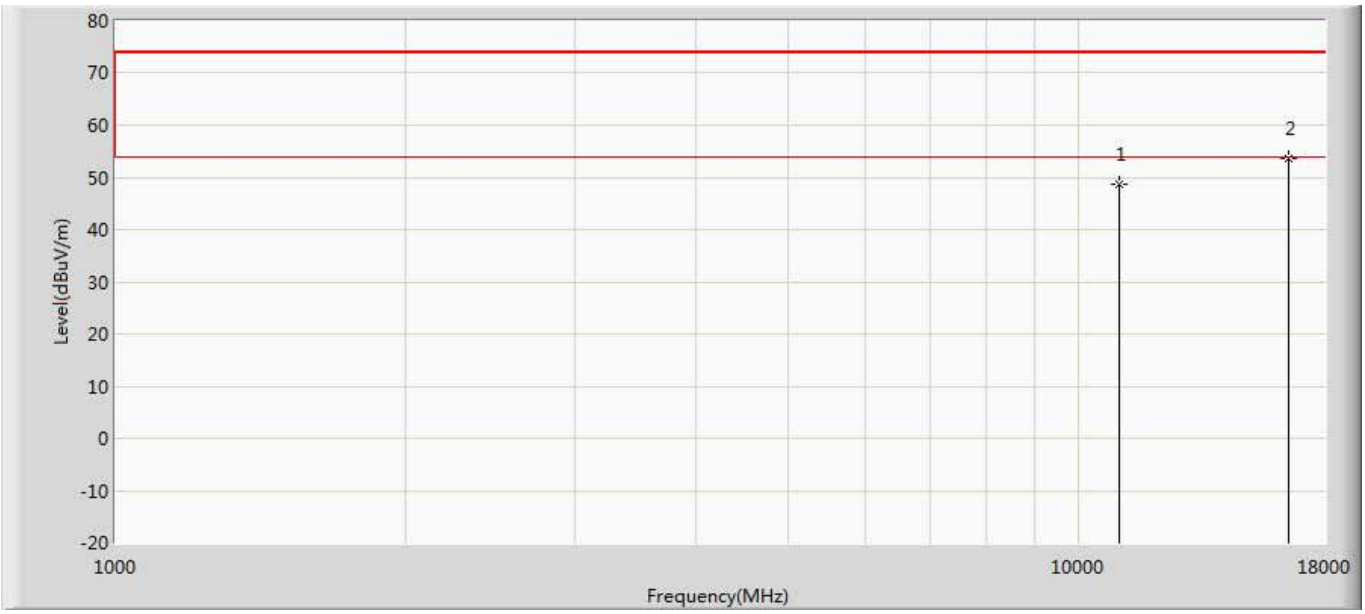

No	Mark	Frequency (MHz)	Measure Level (dBuV/m)	Reading Level (dBuV)	Over Limit (dB)	Limit (dBuV/m)	Factor (dB)	Type
1		11020.000	48.596	34.814	-25.404	74.000	13.782	PK
2	*	16530.000	53.702	32.937	-20.298	74.000	20.765	PK

Engineer: Damon	
Site: AC5	Time: 2017/06/07 - 17:24
Limit: FCC_Part15.209_RE(3m)	Margin: 0
Probe: Horn_3117_00167055(1-18GHz)	Polarity: Vertical
EUT: AP367	Power: AC 120V/60Hz
Note: Mode 5:Transmit at channel 5510MHz by 11AC40	

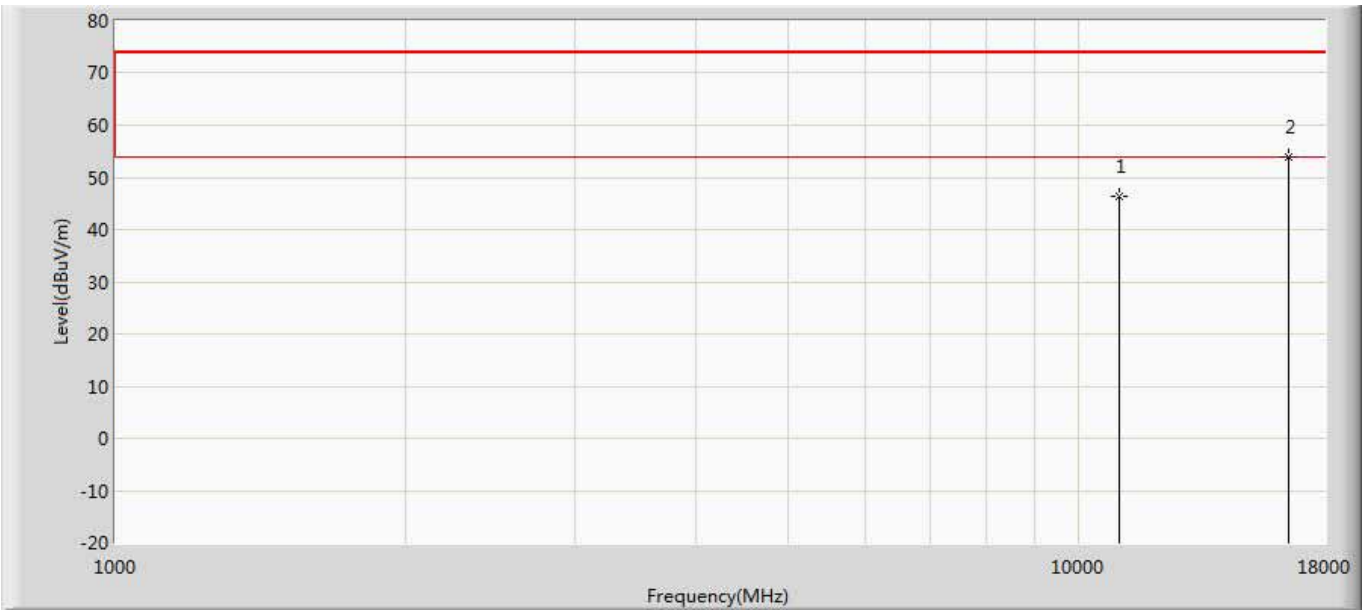

No	Mark	Frequency (MHz)	Measure Level (dBuV/m)	Reading Level (dBuV)	Over Limit (dB)	Limit (dBuV/m)	Factor (dB)	Type
1		11020.000	46.313	32.531	-27.687	74.000	13.782	PK
2	*	16530.000	53.985	33.220	-20.015	74.000	20.765	PK

Engineer: Damon	
Site: AC5	Time: 2017/06/07 - 17:24
Limit: FCC_Part15.209_RE(3m)	Margin: 0
Probe: Horn_3117_00167055(1-18GHz)	Polarity: Horizontal
EUT: AP367	Power: AC 120V/60Hz
Note: Mode 5:Transmit at channel 5590MHz by 11AC40	

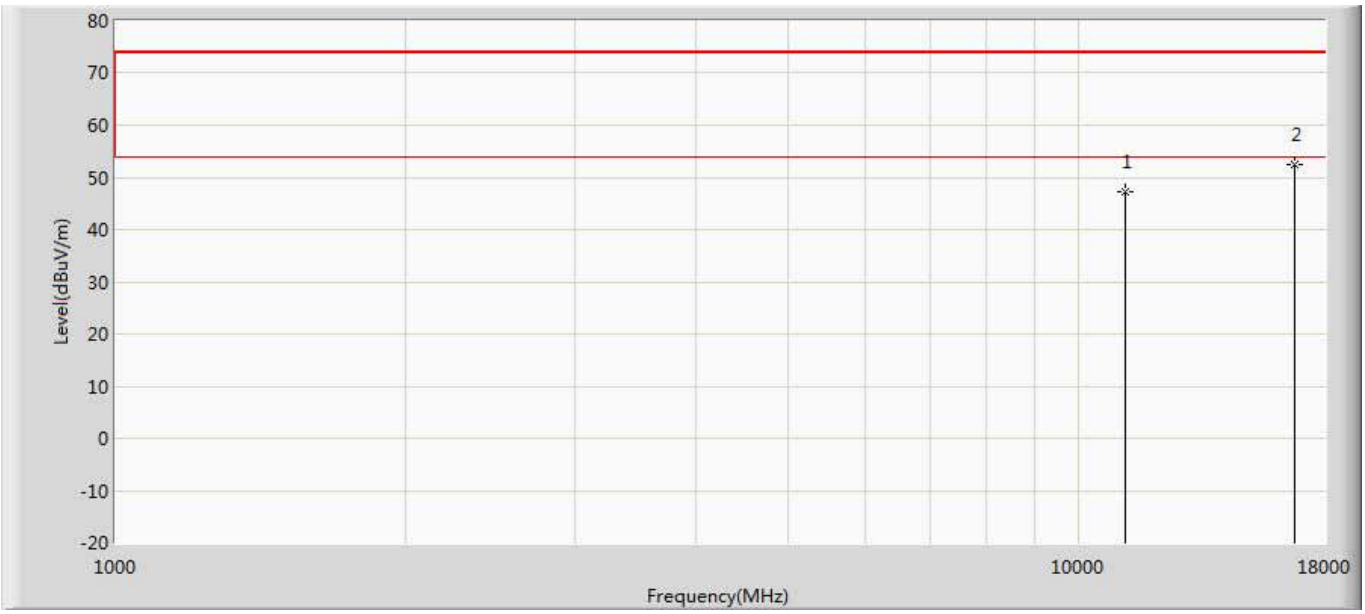

No	Mark	Frequency (MHz)	Measure Level (dBuV/m)	Reading Level (dBuV)	Over Limit (dB)	Limit (dBuV/m)	Factor (dB)	Type
1		11180.000	47.355	32.903	-26.645	74.000	14.452	PK
2	*	16770.000	52.482	31.469	-21.518	74.000	21.013	PK

Engineer: Damon	
Site: AC5	Time: 2017/06/07 - 17:24
Limit: FCC_Part15.209_RE(3m)	Margin: 0
Probe: Horn_3117_00167055(1-18GHz)	Polarity: Vertical
EUT: AP367	Power: AC 120V/60Hz
Note: Mode 5:Transmit at channel 5590MHz by 11AC40	

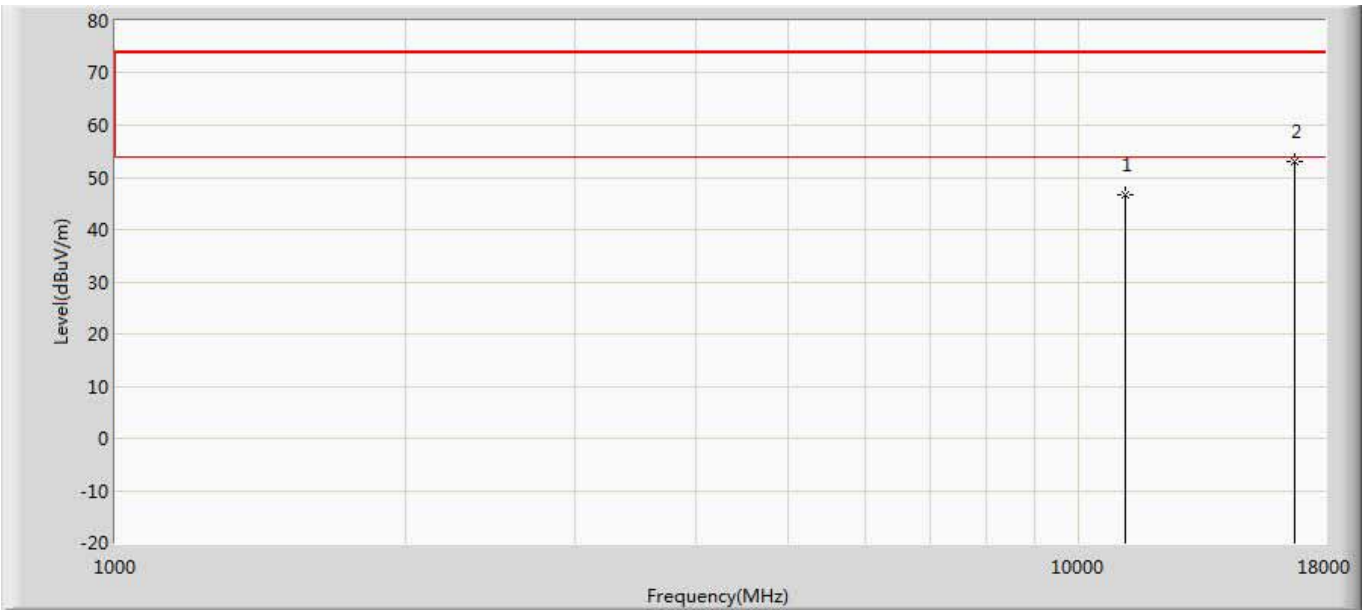

No	Mark	Frequency (MHz)	Measure Level (dBuV/m)	Reading Level (dBuV)	Over Limit (dB)	Limit (dBuV/m)	Factor (dB)	Type
1		11180.000	46.604	32.152	-27.396	74.000	14.452	PK
2	*	16770.000	53.175	32.162	-20.825	74.000	21.013	PK

Engineer: Damon	
Site: AC5	Time: 2017/06/07 - 17:24
Limit: FCC_Part15.209_RE(3m)	Margin: 0
Probe: Horn_3117_00167055(1-18GHz)	Polarity: Horizontal
EUT: AP367	Power: AC 120V/60Hz
Note: Mode 5:Transmit at channel 5670MHz by 11AC40	

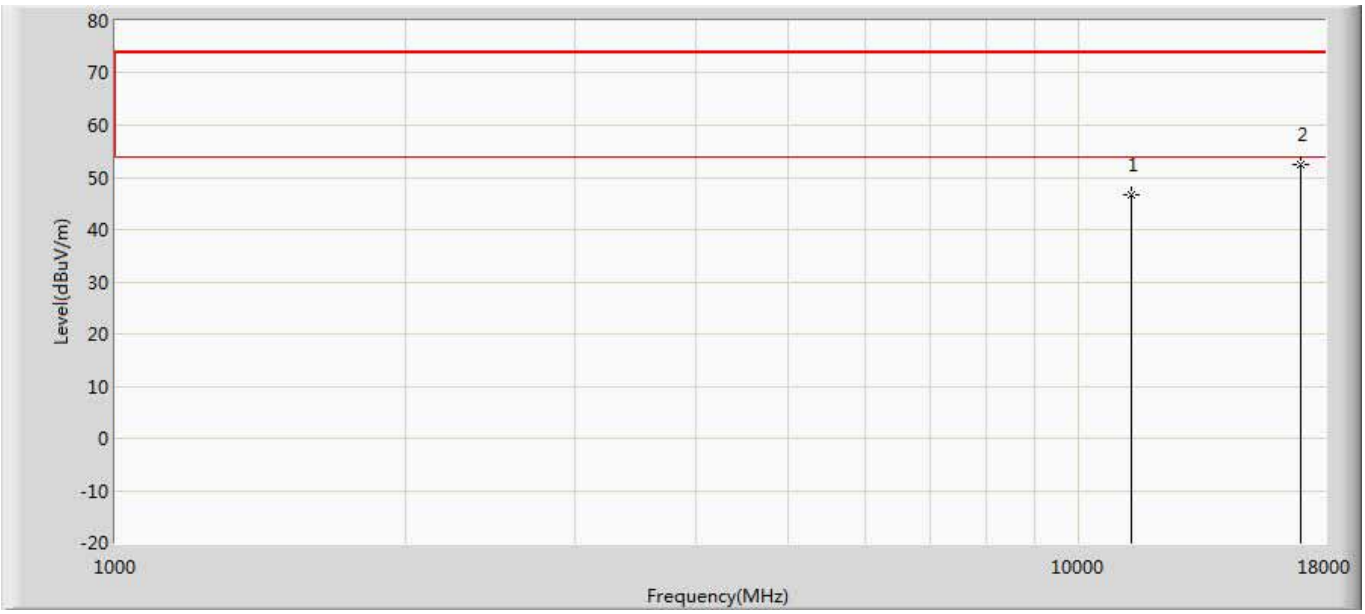

No	Mark	Frequency (MHz)	Measure Level (dBuV/m)	Reading Level (dBuV)	Over Limit (dB)	Limit (dBuV/m)	Factor (dB)	Type
1		11340.000	46.575	32.309	-27.425	74.000	14.266	PK
2	*	17010.000	52.412	30.885	-21.588	74.000	21.527	PK

Engineer: Damon	
Site: AC5	Time: 2017/06/07 - 17:25
Limit: FCC_Part15.209_RE(3m)	Margin: 0
Probe: Horn_3117_00167055(1-18GHz)	Polarity: Vertical
EUT: AP367	Power: AC 120V/60Hz
Note: Mode 5:Transmit at channel 5670MHz by 11AC40	

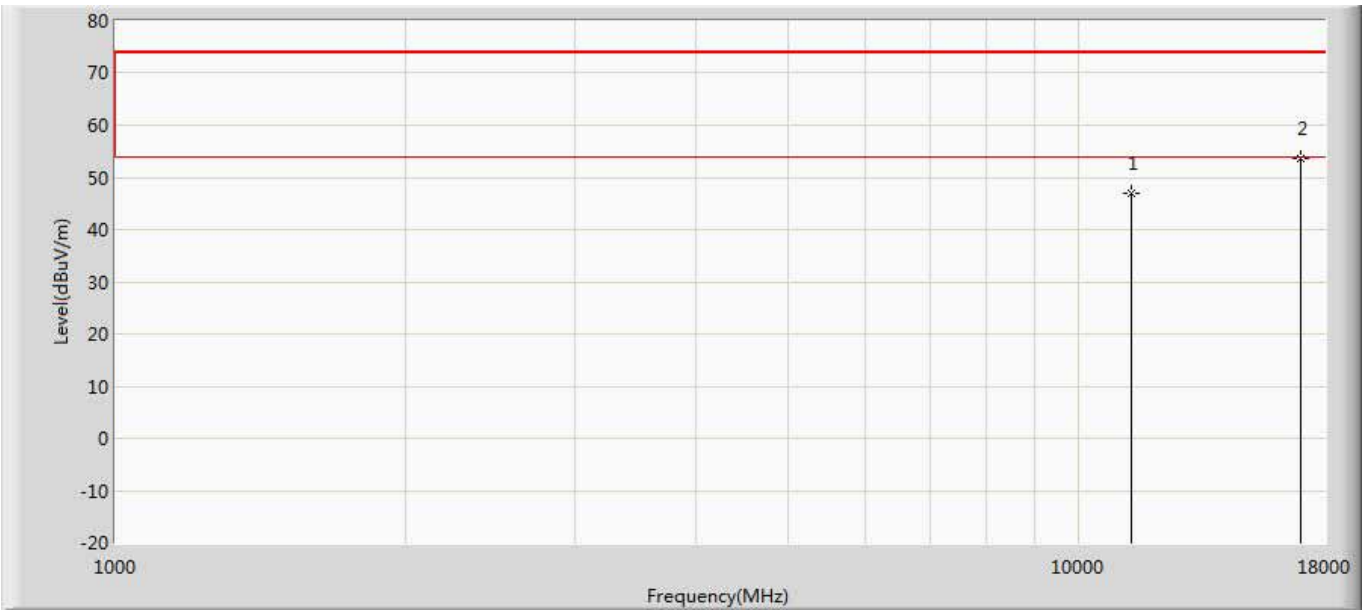

No	Mark	Frequency (MHz)	Measure Level (dBuV/m)	Reading Level (dBuV)	Over Limit (dB)	Limit (dBuV/m)	Factor (dB)	Type
1		11340.000	46.843	32.577	-27.157	74.000	14.266	PK
2	*	17010.000	53.707	32.180	-20.293	74.000	21.527	PK

Engineer: Damon	
Site: AC5	Time: 2017/06/07 - 17:25
Limit: FCC_Part15.209_RE(3m)	Margin: 0
Probe: Horn_3117_00167055(1-18GHz)	Polarity: Horizontal
EUT: AP367	Power: AC 120V/60Hz
Note: Mode 6:Transmit at channel 5290MHz by 11AC80	

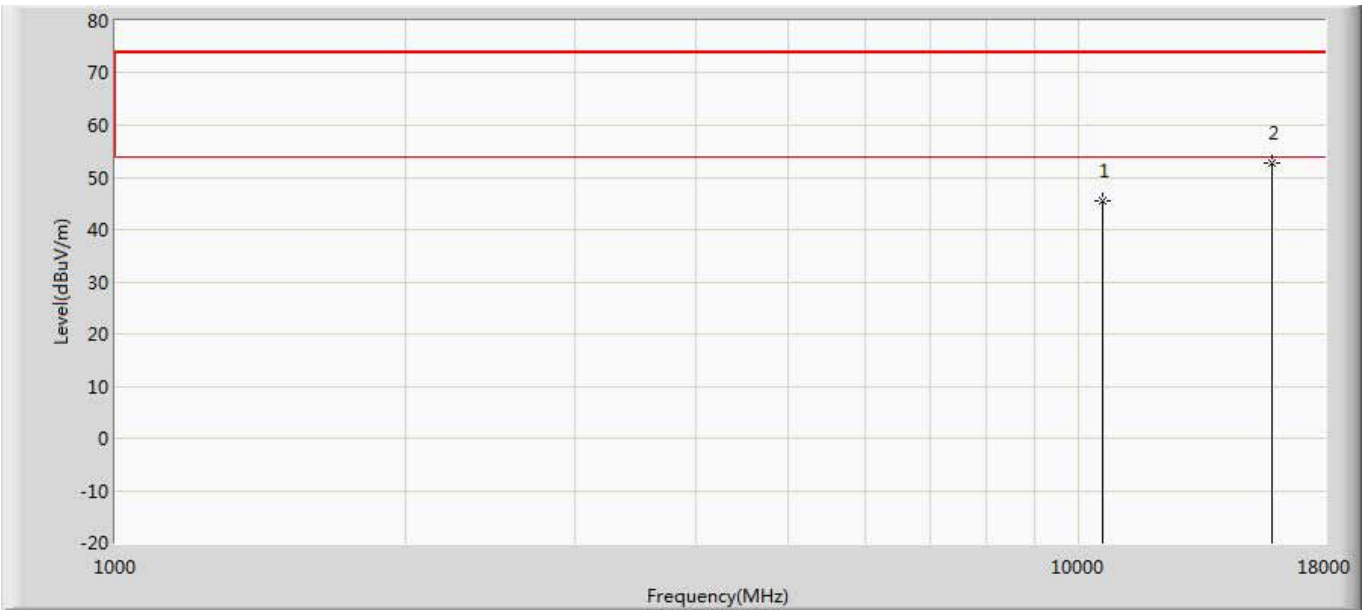

No	Mark	Frequency (MHz)	Measure Level (dBuV/m)	Reading Level (dBuV)	Over Limit (dB)	Limit (dBuV/m)	Factor (dB)	Type
1		10580.000	45.594	32.676	-28.406	74.000	12.918	PK
2	*	15870.000	52.737	33.043	-21.263	74.000	19.694	PK

Engineer: Damon	
Site: AC5	Time: 2017/06/07 - 17:25
Limit: FCC_Part15.209_RE(3m)	Margin: 0
Probe: Horn_3117_00167055(1-18GHz)	Polarity: Vertical
EUT: AP367	Power: AC 120V/60Hz
Note: Mode 6:Transmit at channel 5290MHz by 11AC80	

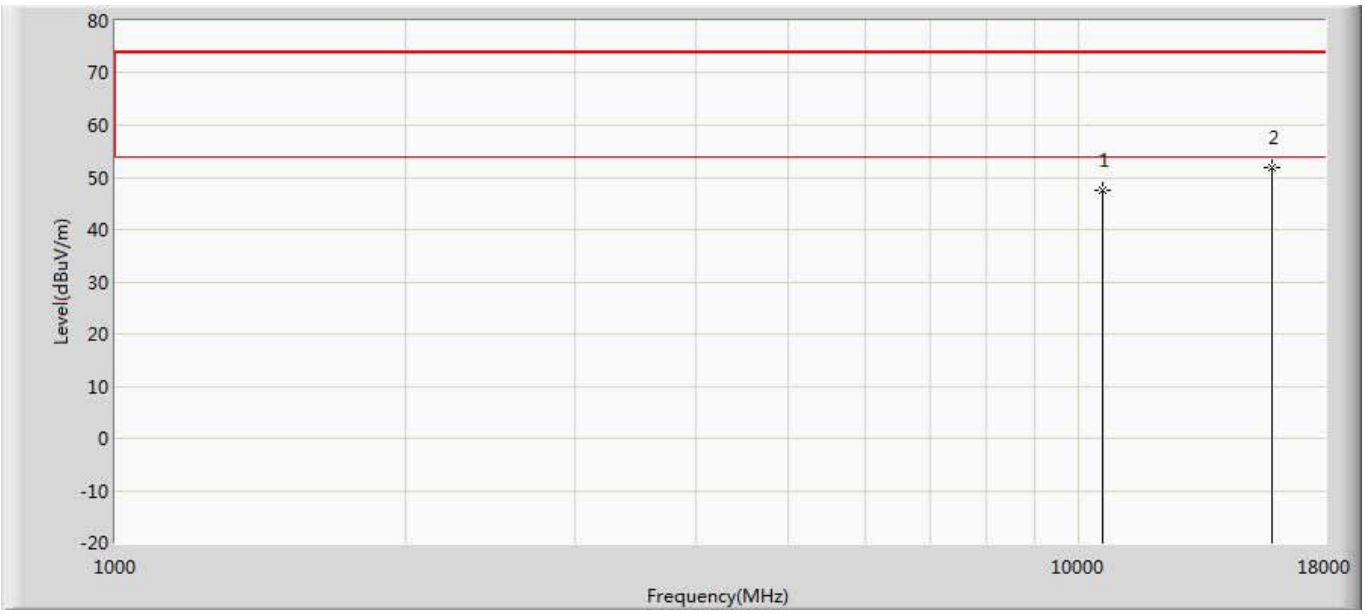

No	Mark	Frequency (MHz)	Measure Level (dBuV/m)	Reading Level (dBuV)	Over Limit (dB)	Limit (dBuV/m)	Factor (dB)	Type
1		10580.000	47.453	34.535	-26.547	74.000	12.918	PK
2	*	15870.000	51.974	32.280	-22.026	74.000	19.694	PK

Engineer: Damon	
Site: AC5	Time: 2017/06/07 - 17:25
Limit: FCC_Part15.209_RE(3m)	Margin: 0
Probe: Horn_3117_00167055(1-18GHz)	Polarity: Horizontal
EUT: AP367	Power: AC 120V/60Hz
Note: Mode 6:Transmit at channel 5530MHz by 11AC80	

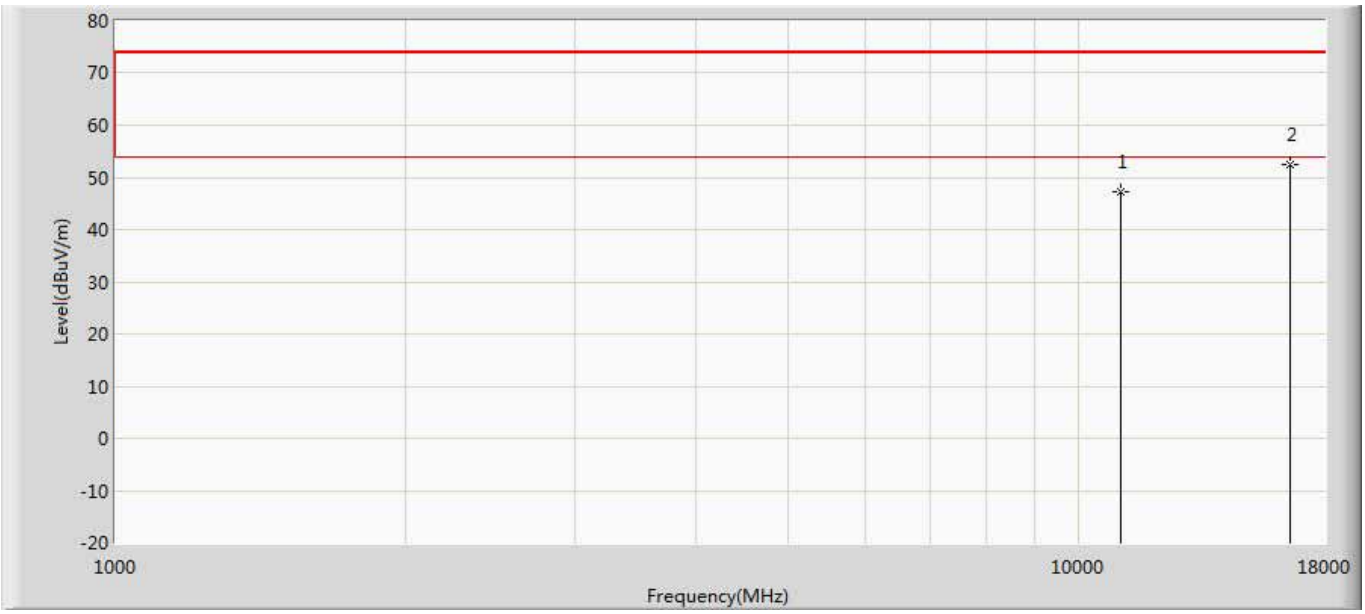

No	Mark	Frequency (MHz)	Measure Level (dBuV/m)	Reading Level (dBuV)	Over Limit (dB)	Limit (dBuV/m)	Factor (dB)	Type
1		11060.000	47.188	33.143	-26.812	74.000	14.045	PK
2	*	16590.000	52.487	31.590	-21.513	74.000	20.897	PK

Engineer: Damon	
Site: AC5	Time: 2017/06/07 - 17:25
Limit: FCC_Part15.209_RE(3m)	Margin: 0
Probe: Horn_3117_00167055(1-18GHz)	Polarity: Vertical
EUT: AP367	Power: AC 120V/60Hz
Note: Mode 6:Transmit at channel 5530MHz by 11AC80	

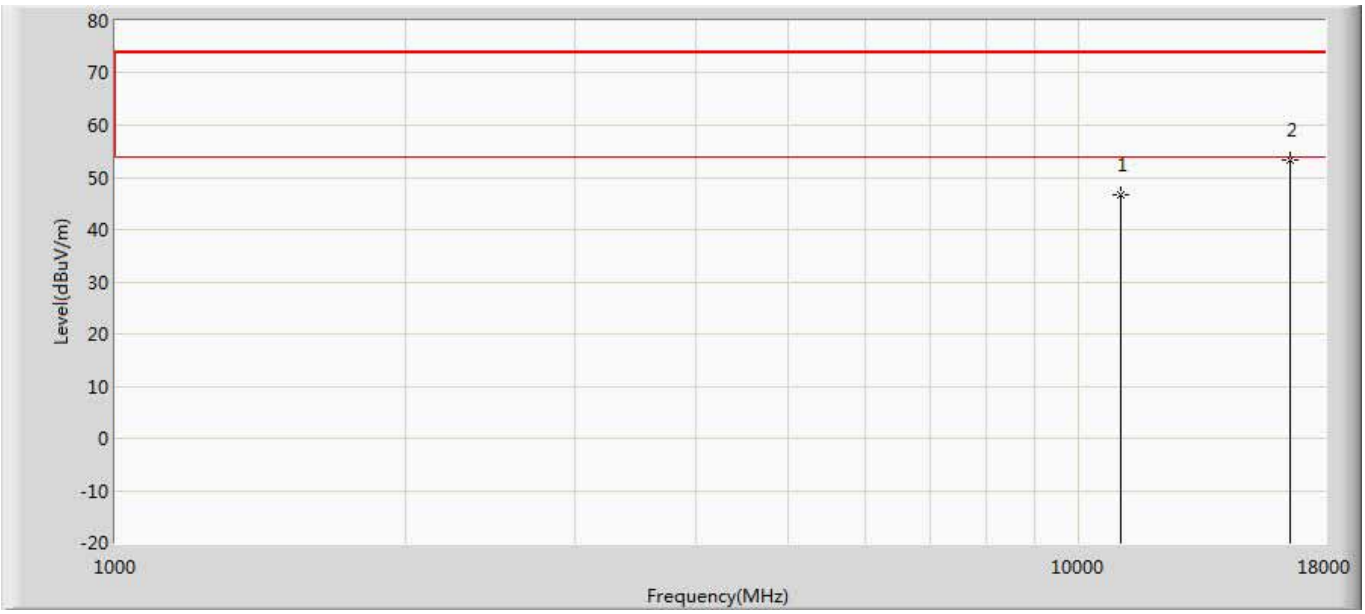

No	Mark	Frequency (MHz)	Measure Level (dBuV/m)	Reading Level (dBuV)	Over Limit (dB)	Limit (dBuV/m)	Factor (dB)	Type
1		11060.000	46.762	32.717	-27.238	74.000	14.045	PK
2	*	16590.000	53.214	32.317	-20.786	74.000	20.897	PK

Engineer: Damon	
Site: AC5	Time: 2017/06/07 - 17:25
Limit: FCC_Part15.209_RE(3m)	Margin: 0
Probe: Horn_3117_00167055(1-18GHz)	Polarity: Horizontal
EUT: AP367	Power: AC 120V/60Hz
Note: Mode 6:Transmit at channel 5610MHz by 11AC80	

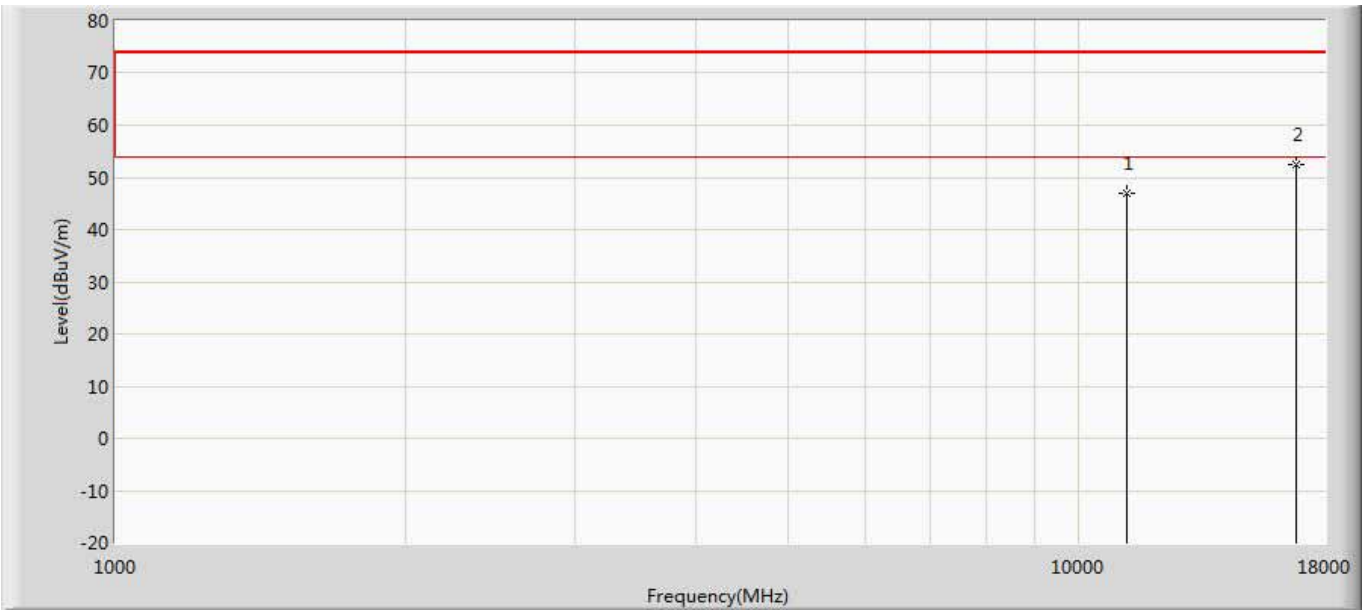

No	Mark	Frequency (MHz)	Measure Level (dBuV/m)	Reading Level (dBuV)	Over Limit (dB)	Limit (dBuV/m)	Factor (dB)	Type
1		11220.000	47.013	32.531	-26.987	74.000	14.482	PK
2	*	16830.000	52.445	32.426	-21.555	74.000	20.019	PK

Engineer: Damon	
Site: AC5	Time: 2017/06/07 - 17:25
Limit: FCC_Part15.209_RE(3m)	Margin: 0
Probe: Horn_3117_00167055(1-18GHz)	Polarity: Vertical
EUT: AP367	Power: AC 120V/60Hz
Note: Mode 6:Transmit at channel 5610MHz by 11AC80	

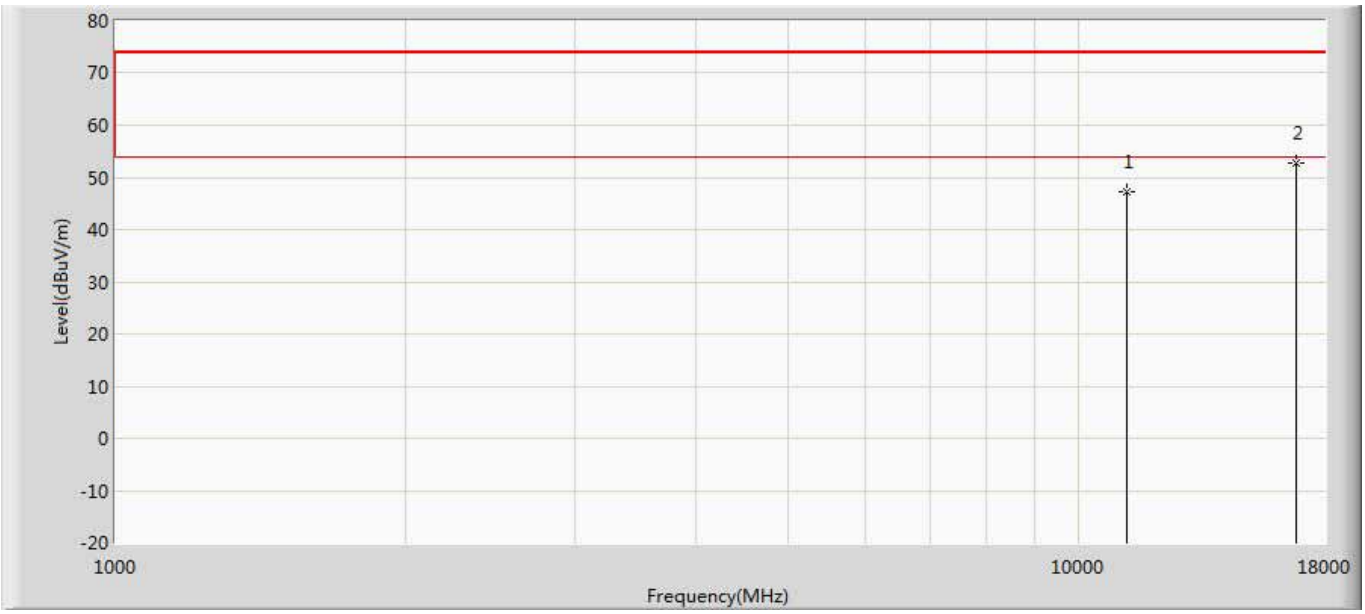

No	Mark	Frequency (MHz)	Measure Level (dBuV/m)	Reading Level (dBuV)	Over Limit (dB)	Limit (dBuV/m)	Factor (dB)	Type
1		11220.000	47.327	32.845	-26.673	74.000	14.482	PK
2	*	16830.000	52.651	32.632	-21.349	74.000	20.019	PK

Engineer: Damon	
Site: AC5	Time: 2017/06/07 - 17:25
Limit: FCC_Part15.209_RE(3m)	Margin: 0
Probe: Horn_3117_00167055(1-18GHz)	Polarity: Horizontal
EUT: AP367	Power: AC 120V/60Hz
Note: Mode 6:Transmit at channel 5690MHz by 11AC80	

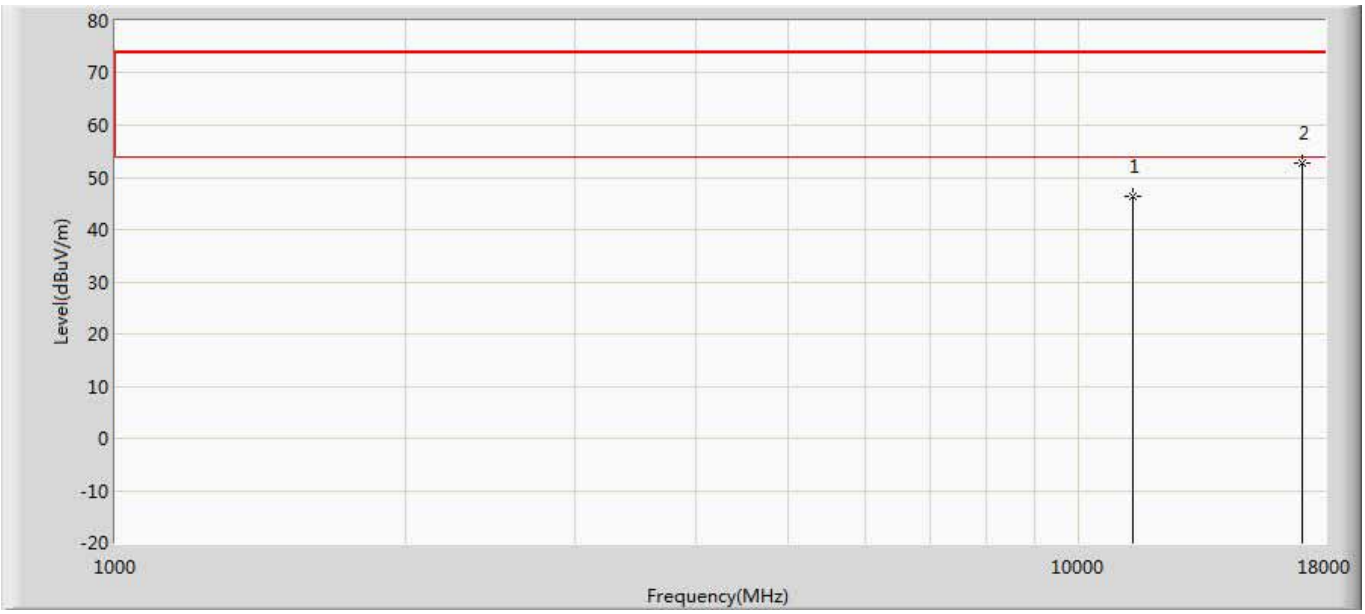

No	Mark	Frequency (MHz)	Measure Level (dBuV/m)	Reading Level (dBuV)	Over Limit (dB)	Limit (dBuV/m)	Factor (dB)	Type
1		11380.000	46.496	32.041	-27.504	74.000	14.455	PK
2	*	17070.000	52.755	31.917	-21.245	74.000	20.838	PK

Engineer: Damon	
Site: AC5	Time: 2017/06/07 - 17:26
Limit: FCC_Part15.209_RE(3m)	Margin: 0
Probe: Horn_3117_00167055(1-18GHz)	Polarity: Vertical
EUT: AP367	Power: AC 120V/60Hz
Note: Mode 6:Transmit at channel 5690MHz by 11AC80	

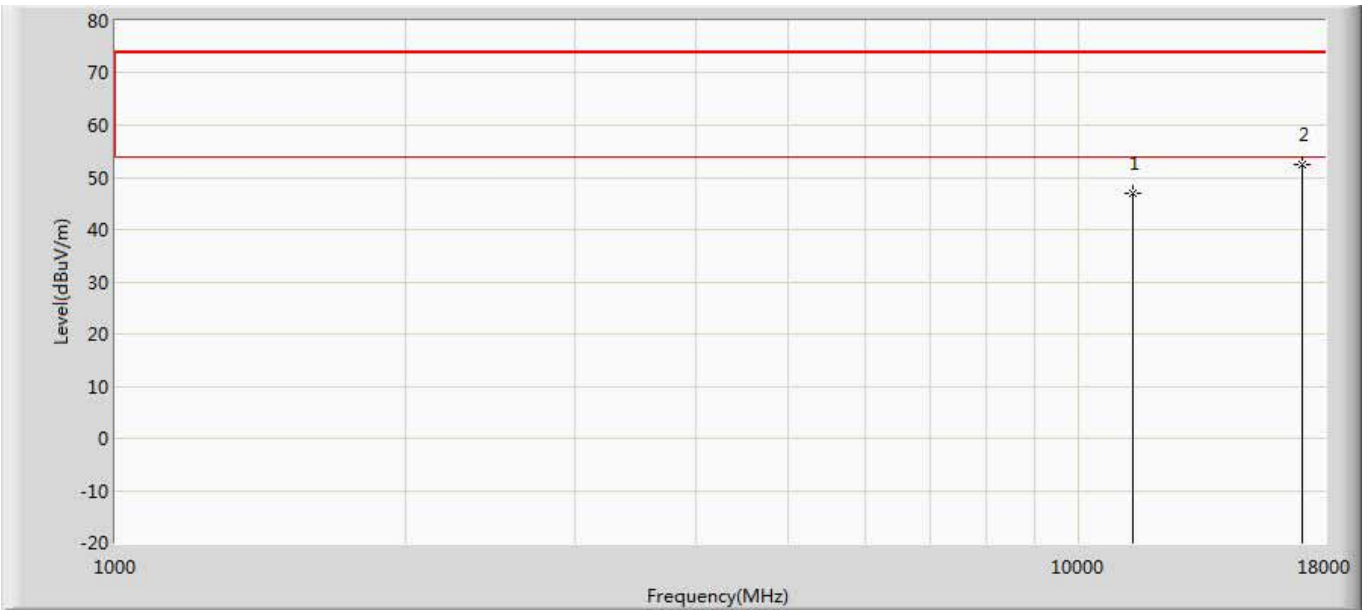

No	Mark	Frequency (MHz)	Measure Level (dBuV/m)	Reading Level (dBuV)	Over Limit (dB)	Limit (dBuV/m)	Factor (dB)	Type
1		11380.000	46.874	32.419	-27.126	74.000	14.455	PK
2	*	17070.000	52.575	31.737	-21.425	74.000	20.838	PK

The worst case of Radiated Emission below 1GHz:

APEX0365:

Site: AC2	Time: 2016/12/20
Limit: FCC_Part15.109_RE(3m)_ClassB	Margin: 0
Probe: AC2_3m (30-1000MHz)	Polarity: Horizontal
EUT: Access Point (APEX0365)	Power: PoE 57V
Note: Mode 1	

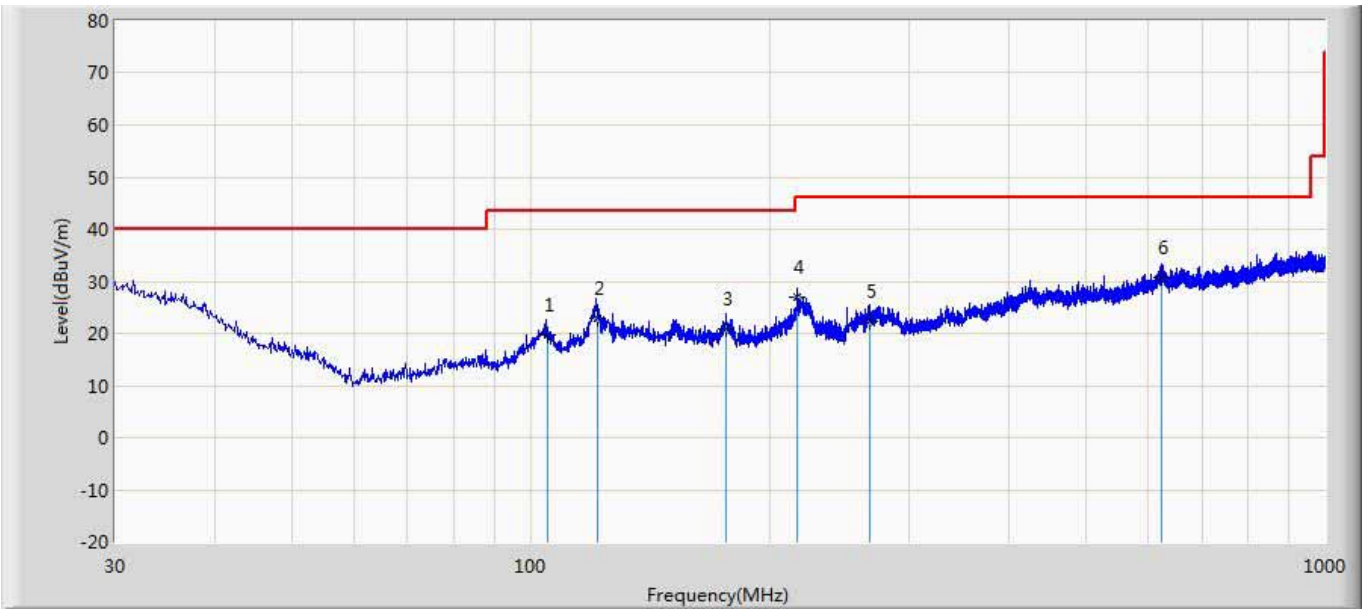

No	Mark	Frequency (MHz)	Measure Level (dBuV/m)	Reading Level (dBuV)	Over Limit (dB)	Limit (dBuV/m)	Probe (dB/m)	Cable (dB)	Amp (dB)	Ant Pos (cm)	Table Pos (deg)	Type
1		104.873	19.711	30.172	-23.789	43.500	11.587	1.110	23.158	200	140	QP
2		121.363	23.038	32.530	-20.462	43.500	12.418	1.190	23.100	100	221	QP
3		176.543	20.899	33.146	-22.601	43.500	9.404	1.440	23.091	100	281	QP
4		216.982	27.053	39.423	-18.947	46.000	9.270	1.590	23.230	100	337	QP
5		267.873	22.193	30.555	-23.807	46.000	13.076	1.760	23.198	100	340	QP
6	*	622.873	30.790	31.608	-15.210	46.000	19.000	2.740	22.558	200	310	QP

Note:

1. " * ", means this data is the worst emission level.
2. Measurement Level = Reading Level + Factor(Probe+Cable-Amp).

Site: AC2	Time: 2016/12/20
Limit: FCC_Part15.109_RE(3m)_ClassB	Margin: 0
Probe: AC2_3m (30-1000MHz)	Polarity: Vertical
EUT: Access Point (APEX0365)	Power: PoE 57V
Note: Mode 1	

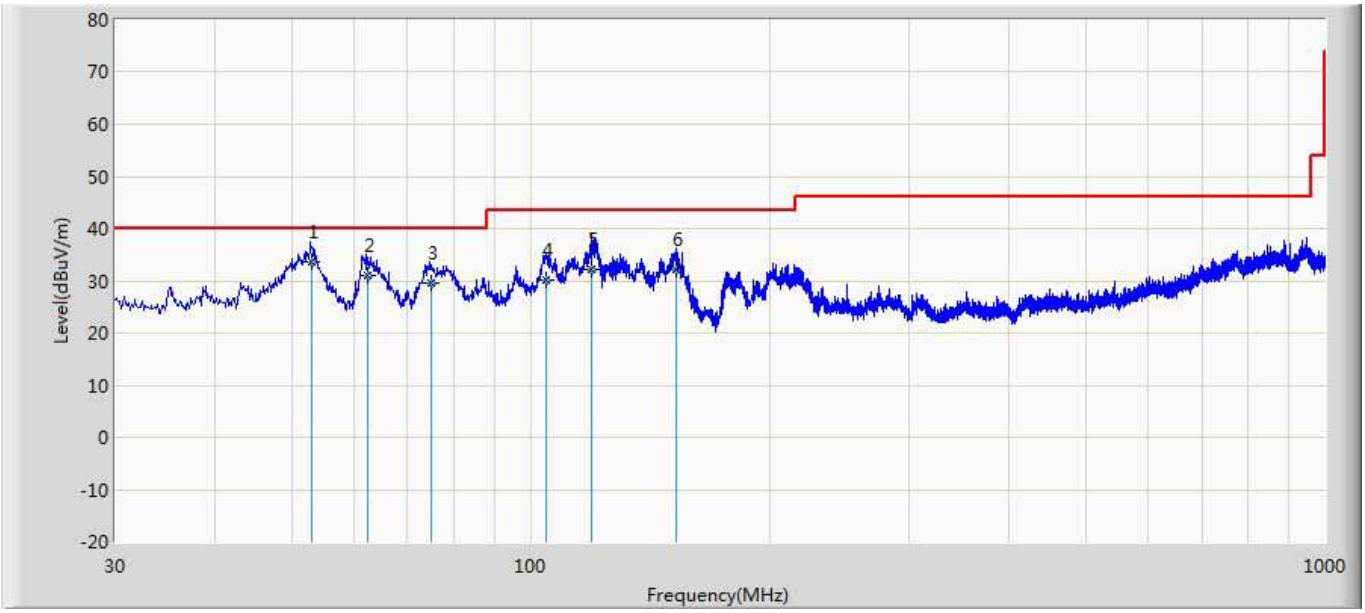

No	Mark	Frequency (MHz)	Measure Level (dBuV/m)	Reading Level (dBuV)	Over Limit (dB)	Limit (dBuV/m)	Probe (dB/m)	Cable (dB)	Amp (dB)	Ant Pos (cm)	Table Pos (deg)	Type
1	*	53.117	33.524	48.083	-6.476	40.000	7.670	0.790	23.018	100	135	QP
2		62.500	31.005	46.750	-8.995	40.000	6.450	0.850	23.045	100	140	QP
3		74.853	29.523	45.044	-10.477	40.000	6.639	0.930	23.090	100	260	QP
4		104.783	30.269	40.740	-13.231	43.500	11.578	1.110	23.159	100	227	QP
5		119.086	32.111	41.579	-11.389	43.500	12.464	1.178	23.110	100	0	QP
6		152.543	32.125	43.441	-11.375	43.500	10.348	1.340	23.003	200	360	QP

Note:

1. " * ", means this data is the worst emission level.
2. Measurement Level = Reading Level + Factor(Probe+Cable-Amp).

APEX0367:

Site: AC2	Time: 2016/12/20
Limit: FCC_Part15.109_RE(3m)_ClassB	Margin: 0
Probe: AC2_3m (30-1000MHz)	Polarity: Horizontal
EUT: Wireless Access Point	Power: PoE 57V
Note: Mode 1	

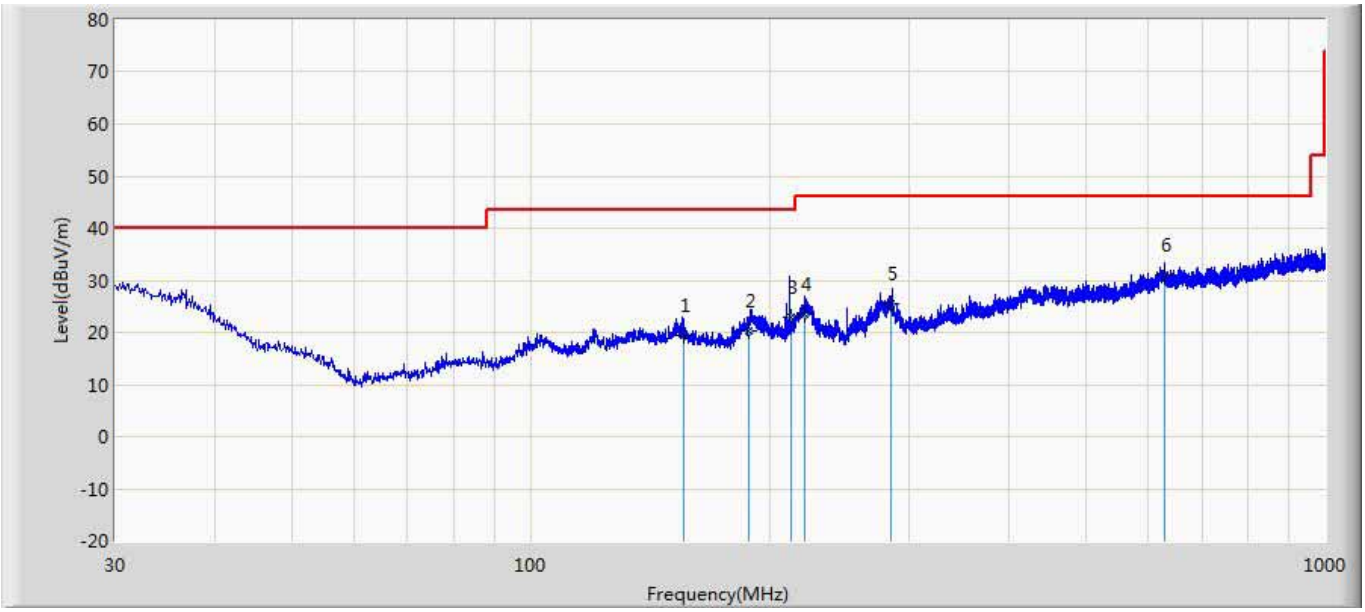

No	Mark	Frequency (MHz)	Measure Level (dBuV/m)	Reading Level (dBuV)	Over Limit (dB)	Limit (dBuV/m)	Probe (dB/m)	Cable (dB)	Amp (dB)	Ant Pos (cm)	Table Pos (deg)	Type
1		155.653	19.376	30.881	-24.124	43.500	10.161	1.350	23.015	100	331	QP
2		188.653	20.343	32.775	-23.157	43.500	9.213	1.490	23.136	100	154	QP
3		212.543	22.999	35.413	-20.501	43.500	9.226	1.580	23.220	200	360	QP
4		221.495	23.370	35.550	-22.630	46.000	9.450	1.610	23.240	200	52	QP
5		284.627	25.645	33.912	-20.355	46.000	12.993	1.810	23.070	100	260	QP
6	*	627.653	30.937	31.696	-15.063	46.000	19.000	2.750	22.509	100	202	QP

Note1: " * ", means this data is the worst emission level.

2: Measurement Level = Reading Level + Factor (Probe+Cable-Amp).

Site: AC2	Time: 2016/12/20
Limit: FCC_Part15.109_RE(3m)_ClassB	Margin: 0
Probe: AC2_3m (30-1000MHz)	Polarity: Vertical
EUT: Wireless Access Point	Power: PoE 57V
Note: Mode 1	

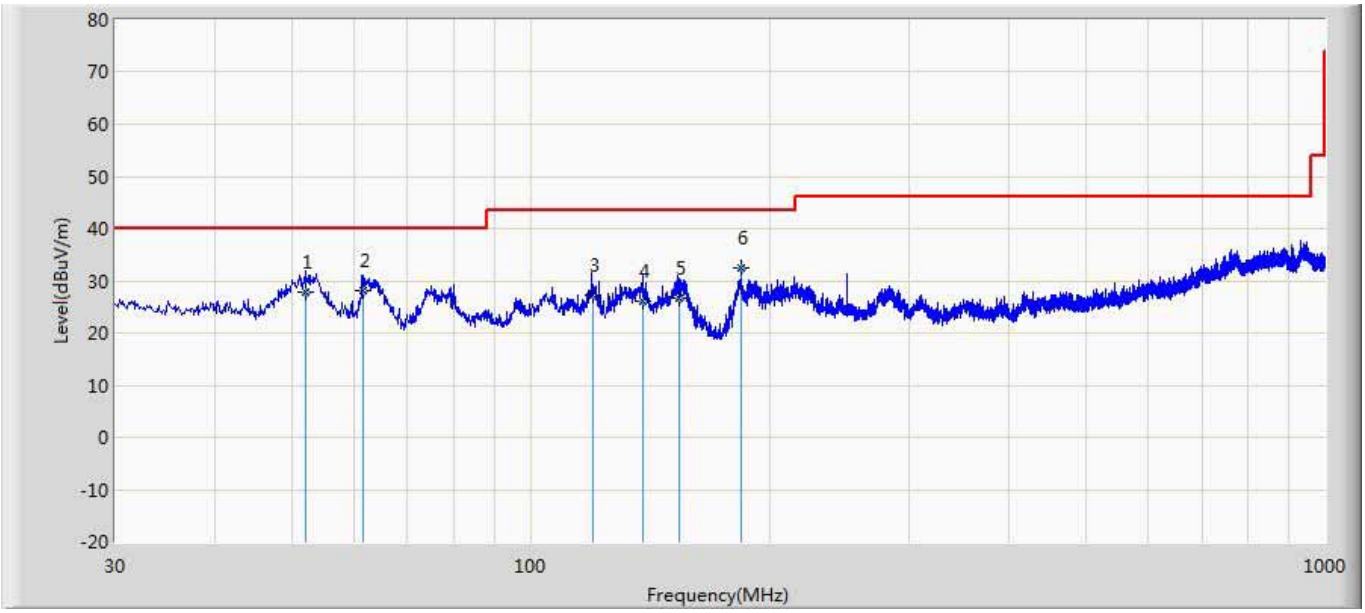

No	Mark	Frequency (MHz)	Measure Level (dBuV/m)	Reading Level (dBuV)	Over Limit (dB)	Limit (dBuV/m)	Probe (dB/m)	Cable (dB)	Amp (dB)	Ant Pos (cm)	Table Pos (deg)	Type
1		52.087	27.897	42.277	-12.103	40.000	7.845	0.788	23.012	100	53	QP
2		61.492	28.121	43.846	-11.879	40.000	6.470	0.845	23.040	200	137	QP
3		120.044	27.344	36.782	-16.156	43.500	12.484	1.180	23.102	100	21	QP
4		138.681	26.156	36.720	-17.344	43.500	11.206	1.270	23.040	100	1	QP
5		153.591	26.679	38.060	-16.821	43.500	10.285	1.344	23.010	100	110	QP
6	*	184.328	32.516	44.908	-10.984	43.500	9.257	1.471	23.120	100	261	QP

Note1: " * ", means this data is the worst emission level.

2: Measurement Level = Reading Level + Factor (Probe+Cable-Amp).

5. Emission bandwidth and occupied bandwidth

5.1. Test Equipment

Emission bandwidth and occupied bandwidth / TR-8					
Instrument	Manufacturer	Type No.	Serial No.	Cal. Date	Cal. Due Date
Spectrum Analyzer	Agilent	N9010A	MY48030494	2017.02.04	2018.02.04
EXA Spectrum Analyzer	Keysight	N9010A	MY55370495	2017.04.09	2018.04.09
MXA Signal Anlyzer	Keysight	N9020A	MY56060147	2017.04.09	2018.04.09
Temperature/Humidity Meter	zhichen	ZC1-2	TR8-TH	2017.04.10	2018.04.10
Note: All equipments are calibrated with traceable calibrations. Each calibration is traceable to the national or international standards.					

5.2. Test Setup

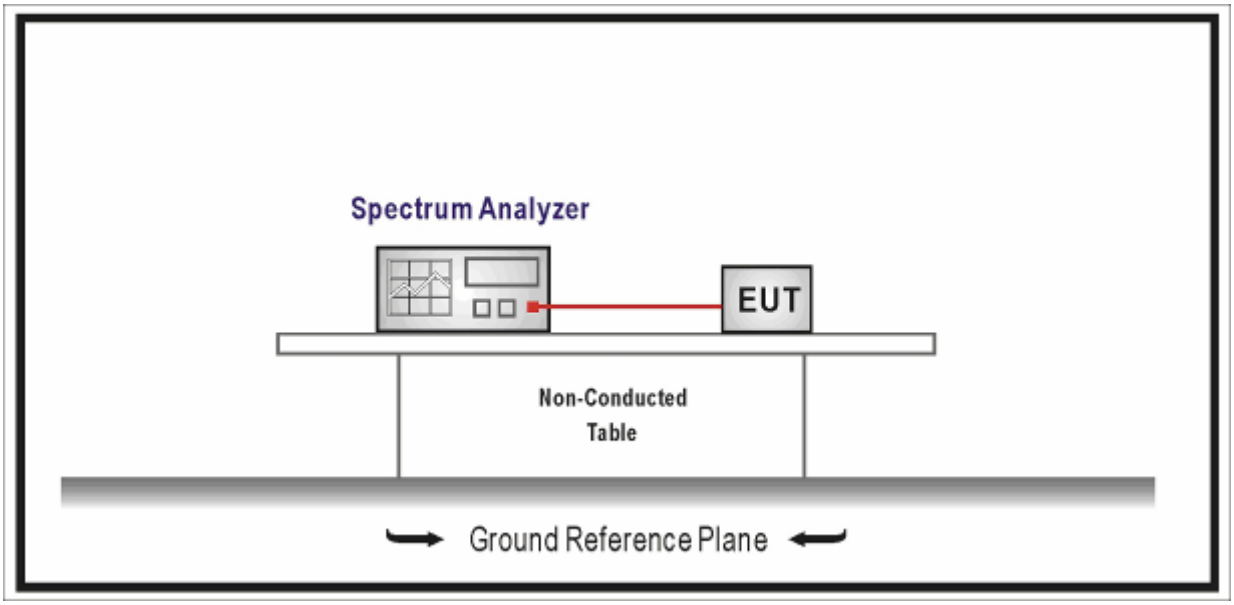

5.3. Limit

N/A

5.4. Test Procedure

Test Method				
	References Rule		Chapter	Description
☐	ANSI C63.10		12.4	Emission bandwidth and occupied bandwidth
	☐	ANSI C63.10	12.4.1	Emission bandwidth (26dB)
	☐	ANSI C63.10	12.4.2	Occupied bandwidth (99%)
☒	FCC KDB 789033 D02v01r04		C	Bandwidth Measurement
	☒	FCC KDB 789033 D02v01r04	C.1	Emission Bandwidth (26dB)
	☐	FCC KDB 789033 D02v01r04	C.2	Minimum Emission Bandwidth for the band 5.725-5.85 GHz (6dB)
☒	FCC KDB 789033 D02v01r04		D	99 Percent Occupied Bandwidth

5.5. EUT test Axis definition

Item		Occupied bandwidth		
Device Category	☒	Outdoor AP		
	☐	Indoor AP		
	☐	Fixed point-to-point AP		
	☒	Outdoor fixed point-to-multipoint AP		
	☐	Client		
Test mode	Mode 1-9			
Test method	☐	Radiated		
		X Axis	Y Axis	Z Axis
			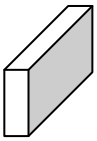	
		Worst Axis ☐	Worst Axis ☐	Worst Axis ☐
	☒	Conducted		
	☐	Chain 1		
		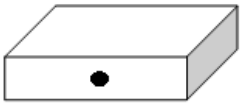		
	☒	Chain 1	Chain 2	
		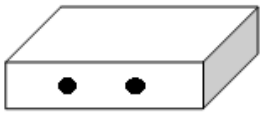		
	☐	Chain 1	Chain 2	Chain 3

5.6. Test Result

Product Name	:	Access Point	Power	:	PoE 57V
Model No.	:	APEX0365	Test Site	:	TR8
Test Mode	:	Mode 1~9	Test Date	:	2017.03.12

Mode 1: Transmit by 802.11a				
Channel No.	Frequency (MHz)	26dB Occupied Bandwidth (MHz)	99% Occupied Bandwidth (MHz)	Result
		Ant0(Worst Data)	Ant0(Worst Data)	
52	5260	19.37	16.456	Pass
60	5300	19.65	16.459	Pass
64	5320	19.35	16.481	Pass
100	5500	18.98	16.453	Pass
120	5600	19.31	16.464	Pass
140	5700	19.12	16.479	Pass

Mode 2: Transmit by 802.11n(20MHz)				
Channel No.	Frequency (MHz)	26dB Occupied Bandwidth (MHz)	99% Occupied Bandwidth (MHz)	Result
		Ant0(Worst Data)	Ant0(Worst Data)	
52	5260	20.48	17.653	Pass
60	5300	20.00	17.678	Pass
64	5320	20.11	17.643	Pass
100	5500	19.98	17.662	Pass
120	5600	20.18	17.650	Pass
140	5700	20.04	17.651	Pass

Mode 3: Transmit by 802.11n(40MHz)				
Channel No.	Frequency (MHz)	26dB Occupied Bandwidth (MHz)	99% Occupied Bandwidth (MHz)	Result
		Ant0(Worst Data)	Ant0(Worst Data)	
54	5270	39.71	36.021	Pass
62	5310	39.89	36.088	Pass
102	5510	39.48	35.990	Pass
118	5590	39.49	35.982	Pass
134	5670	39.50	36.014	Pass
Mode 4: Transmit by 802.11ac(20MHz)				
Channel No.	Frequency (MHz)	26dB Occupied Bandwidth (MHz)	99% Occupied Bandwidth (MHz)	Result
		Ant0(Worst Data)	Ant0(Worst Data)	
52	5260	20.43	17.680	Pass
60	5300	20.22	17.676	Pass
64	5320	20.01	17.664	Pass
100	5500	20.11	17.650	Pass
120	5600	20.28	17.664	Pass
140	5700	19.96	17.678	Pass
Mode 5: Transmit by 802.11ac(40MHz)				
Channel No.	Frequency (MHz)	26dB Occupied Bandwidth (MHz)	99% Occupied Bandwidth (MHz)	Result
		Ant0(Worst Data)	Ant0(Worst Data)	
54	5270	39.82	36.024	Pass
62	5310	39.69	35.996	Pass
102	5510	39.51	36.045	Pass
118	5590	39.40	36.037	Pass
134	5670	39.53	35.991	Pass
Mode 6: Transmit by 802.11ac(80MHz)				
Channel No.	Frequency (MHz)	26dB Occupied Bandwidth (MHz)	99% Occupied Bandwidth (MHz)	Result
		Ant0(Worst Data)	Ant0(Worst Data)	
58	5290	84.05	75.696	Pass