106	5530	83.70	75.746	Pass
122	5610	83.48	75.812	Pass
Mode 7: Transmit by 802.11ac(20MHz) with Beamforming				
Channel No.	Frequency (MHz)	26dB Occupied Bandwidth (MHz)	99% Occupied Bandwidth (MHz)	Result
		Ant0(Worst Data)	Ant0(Worst Data)	
52	5260	18.92	16.478	Pass
60	5300	19.20	16.478	Pass
64	5320	19.11	16.453	Pass
100	5500	19.24	16.449	Pass
120	5600	18.95	16.474	Pass
140	5700	19.06	16.441	Pass
Mode 8: Transmit by 802.11ac(40MHz) with Beamforming				
Channel No.	Frequency (MHz)	26dB Occupied Bandwidth (MHz)	99% Occupied Bandwidth (MHz)	Result
		Ant0(Worst Data)	Ant0(Worst Data)	
54	5270	39.18	35.980	Pass
62	5310	39.08	35.989	Pass
102	5510	39.27	36.014	Pass
118	5590	39.19	36.005	Pass
134	5670	39.29	35.969	Pass
Mode 9: Transmit by 802.11ac(80MHz) with Beamforming				
Channel No.	Frequency (MHz)	26dB Occupied Bandwidth (MHz)	99% Occupied Bandwidth (MHz)	Result
		Ant0(Worst Data)	Ant0(Worst Data)	
58	5290	82.03	75.774	Pass
106	5530	81.60	75.680	Pass
122	5610	81.98	75.831	Pass

Product Name	:	Access Point	Power	:	PoE 57V
Module No.	:	APEX0367	Test Site	:	TR-8
Test Mode	:	Mode 1~9	Test Date	:	2017.05.12

Mode 1: Transmit by 802.11a				
Channel No.	Frequency (MHz)	26dB Occupied Bandwidth (MHz)	99% Occupied Bandwidth (MHz)	Result
		Ant0(Worst Data)	Ant0(Worst Data)	
52	5260	19.42	16.474	Pass
60	5300	19.24	16.457	Pass
64	5320	19.75	16.480	Pass
100	5500	19.33	16.457	Pass
120	5600	19.18	16.486	Pass
140	5700	19.46	16.447	Pass

Mode 2: Transmit by 802.11n(20MHz)				
Channel No.	Frequency (MHz)	26dB Occupied Bandwidth (MHz)	99% Occupied Bandwidth (MHz)	Result
		Ant0(Worst Data)	Ant0(Worst Data)	
52	5260	20.37	17.629	Pass
60	5300	20.59	17.633	Pass
64	5320	19.52	17.666	Pass
100	5500	20.20	17.641	Pass
120	5600	20.05	17.652	Pass
140	5700	20.08	17.664	Pass

Mode 3: Transmit by 802.11n(40MHz)				
Channel No.	Frequency (MHz)	26dB Occupied Bandwidth (MHz)	99% Occupied Bandwidth (MHz)	Result
		Ant0(Worst Data)	Ant0(Worst Data)	
54	5270	39.71	36.056	Pass
62	5310	39.53	35.939	Pass
102	5510	39.71	35.952	Pass
118	5590	39.61	35.979	Pass
134	5670	39.44	35.996	Pass
Mode 4: Transmit by 802.11ac(20MHz)				
Channel No.	Frequency (MHz)	26dB Occupied Bandwidth (MHz)	99% Occupied Bandwidth (MHz)	Result
		Ant0(Worst Data)	Ant0(Worst Data)	
52	5260	20.07	17.634	Pass
60	5300	20.19	17.637	Pass
64	5320	20.16	17.644	Pass
100	5500	20.26	17.660	Pass
120	5600	20.24	17.650	Pass
140	5700	20.23	17.660	Pass

Mode 5: Transmit by 802.11ac(40MHz)				
Channel No.	Frequency (MHz)	26dB Occupied Bandwidth (MHz)	99% Occupied Bandwidth (MHz)	Result
		Ant0(Worst Data)	Ant0(Worst Data)	
54	5270	39.80	35.993	Pass
62	5310	39.87	35.966	Pass
102	5510	39.30	35.924	Pass
118	5590	39.37	36.088	Pass
134	5670	39.42	35.944	Pass
Mode 6: Transmit by 802.11ac(80MHz)				
Channel No.	Frequency (MHz)	26dB Occupied Bandwidth (MHz)	99% Occupied Bandwidth (MHz)	Result
		Ant0(Worst Data)	Ant0(Worst Data)	
58	5290	83.50	75.812	Pass

106	5530	83.14	75.793	Pass
122	5610	83.16	75.746	Pass
Mode 7: Transmit by 802.11ac(20MHz) with Beamforming				
Channel No.	Frequency (MHz)	26dB Occupied Bandwidth (MHz)	99% Occupied Bandwidth (MHz)	Result
		Ant0(Worst Data)	Ant0(Worst Data)	
52	5260	19.39	16.475	Pass
60	5300	18.81	16.448	Pass
64	5320	19.53	16.480	Pass
100	5500	19.11	16.454	Pass
120	5600	19.04	16.460	Pass
140	5700	19.15	16.428	Pass
Mode 8: Transmit by 802.11ac(40MHz) with Beamforming				
Channel No.	Frequency (MHz)	26dB Occupied Bandwidth (MHz)	99% Occupied Bandwidth (MHz)	Result
		Ant0(Worst Data)	Ant0(Worst Data)	
54	5270	39.24	35.957	Pass
62	5310	39.43	35.953	Pass
102	5510	38.95	35.996	Pass
118	5590	39.17	35.974	Pass
134	5670	39.02	36.003	Pass
Mode 8: Transmit by 802.11ac(80MHz) with Beamforming				
Channel No.	Frequency (MHz)	26dB Occupied Bandwidth (MHz)	99% Occupied Bandwidth (MHz)	Result
		Ant0(Worst Data)	Ant0(Worst Data)	
58	5290	82.27	75.745	Pass
106	5530	82.87	75.823	Pass
122	5610	82.44	75.741	Pass

6. Power Output

6.1. Test Equipment

Power Output / TR-8					
Instrument	Manufacturer	Type No.	Serial No.	Cal. Date	Cal. Due Date
Spectrum Analyzer	Agilent	E4446A	MY45300103	2017.01.03	2018.01.02
Spectrum Analyzer	Agilent	N9010A	MY48030494	2017.02.04	2018.02.03
Wideband Peak Power Meter	Anritsu	ML2495A	0905006	2016.10.14	2017.10.13
Power Sensor	Anritsu	MA2411B	0846014	2016.10.14	2017.10.13
Temperature/Humidity Meter	zhicheng	ZC1-2	TR8-TH	2017.04.10	2018.04.09
Note: All equipments are calibrated with traceable calibrations. Each calibration is traceable to the national or international standards.					

6.2. Test Setup

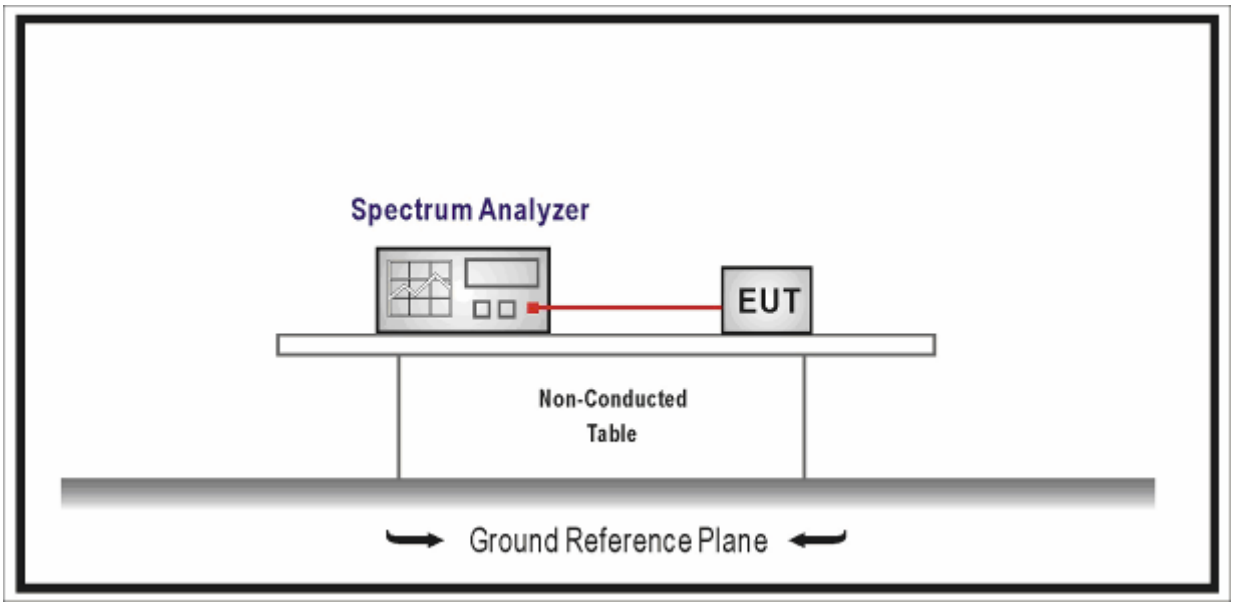

6.3. Limit

Fundamental emission output power Limit		
☐	For the band 5.15-5.25 GHz	
	☐	Outdoor access point: the maximum conducted output power shall not exceed 1 W. If G_{TX} ＞6dBi, then Pout≤30 - (G_{TX} - 6) and ≤125mW at any angle above 30 degrees
	☐	Indoor access point: the maximum conducted output power shall not exceed 1 W. If G_{TX} ＞6dBi, then Pout≤30 - (G_{TX} - 6)
	☐	Fixed point-to-point access points: the maximum conducted output power shall not exceed 1 W. If G_{TX}＞23dBi, then Pout≤30 - (G_{TX} - 23)
	☐	Mobile and portable client devices: the maximum conducted output power shall not exceed 250mW. If G_{TX}＞6dBi, then Pout≤24 - (G_{TX} - 6)
☒	For the band 5.25-5.35 GHz:	
	☒	the maximum conducted output power shall not exceed 250mW or 11dBm+10 Log B, where B is the 26dB emission bandwidth in MHz. If G_{TX} ＞ 6dBi, then Pout ≤ (The lesser of 24 or 11dBm+10 Log B) - (GTX - 6)
☒	For the 5.47-5.725 GHz:	
	☒	the maximum conducted output power shall not exceed 250mW or 11dBm+10 Log B, where B is the 26dB emission bandwidth in MHz. If G_{TX}＞6dBi, then Pout ≤ (The lesser of 24 or 11dBm+10 Log B) - (G_{TX} - 6)
☐	For the band 5.725-5.85 GHz:	
	☐	Point-to-multipoint systems (P2M): the maximum conducted output power (P_{Out}) shall not exceed the lesser of 1 W. If G_{TX} > 6 dBi, then P_{Out} = 30 – (G_{TX} – 6)
	☐	Point-to-point systems (P2P): the maximum conducted output power (P_{Out}) shall not exceed the lesser of 1 W
Note 1 : G_{TX} directional gain of transmitting antennas. Note 2 : P_{out} is maximum peak conducted output power .		

6.4. Test Procedure

Fundamental emission output power Test Method						
	References Rule				Chapter	Description
☒	ANSI C63.10				12.3	Maximum conducted output power
	☒	ANSI C63.10			12.3.2	Maximum conducted output power measurement using a spectrum analyzer (SA) or EMI receiver
		☐	ANSI C63.10		12.3.2.2	Method SA-1
		☐	ANSI C63.10		12.3.2.3	Method SA-1A (alternative)
		☒	ANSI C63.10		12.3.2.4	Method SA-2
		☐	ANSI C63.10		12.3.2.5	Method SA-2A (alternative)
		☐	ANSI C63.10		12.3.2.6	Method SA-3
		☐	ANSI C63.10		12.3.2.7	Method SA-3A (alternative)
	☒	ANSI C63.10			12.3.3	Maximum conducted output power using a power meter
		☐	ANSI C63.10		12.3.3.1	Method PM
		☒	ANSI C63.10		12.3.3.2	Method PM-G
☒	KDB 789033				H	Measurement of emission at elevation angle higher than 30° from horizon
	☒	KDB 789033			1	For fixed infrastructure, not electrically or mechanically steerable beam antenna
		☒	KDB 789033		a)	elevation plane radiation pattern is available:
		☐	KDB 789033		b)	elevation plane radiation pattern is not available
	☐	KDB 789033			2	For All Other Types of Antenna

Directional Gain Calculations for In-Band test method				
	References Rule		Chapter	Description
☐	KDB 662911		F2)a)	Basic methodology with NANT transmit antennas
	☐	KDB 662911	F2)a) (i)	transmit signals are correlated
	☐	KDB 662911	F2)a) (ii)	transmit signals are uncorrelated
☐	KDB 662911		F2)b)	Sectorized antenna systems.
☒	KDB 662911		F2)c)	Cross-polarized antennas
	☒	ANSI C63.10	F2)c) (i)	Cross-polarized antennas with NANT = 2.
	☐	ANSI C63.10	F2)c) (ii)	Multiple antennas
☐	KDB 662911		F2)d)	Sectorized antenna systems.
	☐	KDB 662911	F2)d) (i)	transmit signals are correlated
	☐	KDB 662911	F2)d) (ii)	transmit signals are uncorrelated
☐	KDB 662911		F2)e)	Spatial Multiplexing
	☐	KDB 662911	F2)e) (i)	Antennas have the same gain
	☐	KDB 662911	F2)e) (ii)	Antenna have the different gain with one spatial stream
	☐	KDB 662911	F2)e) (iii)	Antenna have the different gain with more than one spatial stream
☐	KDB 662911		F2)f)	Cyclic Delay Diversity (CDD)
	☐	KDB 662911	F2)f) (i)	Antennas have the same gain
	☐	KDB 662911	F2)f) (ii)	Antenna have the different gain with one spatial stream
	☐	KDB 662911	F2)f) (ii)	Antenna have the different gain with more than one spatial stream

6.5. EUT test Axis definition

Item	Power Output			
Device Category	☒	Outdoor AP		
	☐	Indoor AP		
	☐	Fixed point-to-point AP		
	☒	Outdoor fixed point-to-multipoint AP		
	☐	Client		
Test mode	Mode 1-9			
Test method	☐	Radiated		
		X Axis	Y Axis	Z Axis
			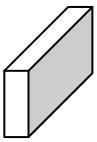	
		Worst Axis ☐	Worst Axis ☐	Worst Axis ☐
	☒	Conducted		
	☐	Chain 1		
	☒	Chain 1	Chain 2	
		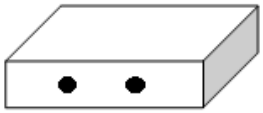		
	☐	Chain 1	Chain 2	Chain 3

6.6. Test Result

Product Name	:	Access Point	Power	:	PoE 57V
Model No.	:	APEX0365	Test Site	:	TR8
Test Mode	:	Mode 1~9	Test Date	:	2017.05.12

Mode 1: Transmit by 802.11a						
Channel No.	Frequency (MHz)	Measurement Power		Total Power (dBm)	Limit (dBm)	Result
		Ant0	Ant1			
52	5260	19.79	19.65	22.73	23.87	Pass
60	5300	19.71	19.56	22.65	23.93	Pass
64	5320	19.63	19.54	22.60	23.86	Pass
Channel No.	Frequency (MHz)	Measurement Power		Total Power (dBm)	Limit (dBm)	Result
		Ant0	Ant1			
100	5500	18.65	18.51	21.59	23.78	Pass
120	5600	18.66	18.52	21.60	23.86	Pass
140	5700	18.58	18.53	21.57	23.81	Pass
144	5720	18.45	18.46	21.47	24.0	Pass
Mode 2: Transmit by 802.11n(20MHz)						
Channel No.	Frequency (MHz)	Measurement Power		Total Power (dBm)	Limit (dBm)	Result
		Ant0	Ant1			
52	5260	20.21	20.13	23.18	24.0	Pass
60	5300	19.63	19.52	22.59	24.0	Pass
64	5320	19.69	19.56	22.64	24.0	Pass
Channel No.	Frequency (MHz)	Measurement Power		Total Power (dBm)	Limit (dBm)	Result
		Ant0	Ant1			
100	5500	19.12	19.07	22.11	24.0	Pass
120	5600	18.66	18.52	21.60	24.0	Pass
140	5700	18.64	18.56	21.61	24.0	Pass
144	5720	18.52	18.43	21.49	24.0	Pass

Mode 3: Transmit by 802.11n(40MHz)						
Channel No.	Frequency (MHz)	Measurement Power (dBm)		Total Power (dBm)	Limit (dBm)	Result
		Ant0	Ant1			
54	5270	20.65	20.59	23.63	24.0	Pass
62	5310	20.61	20.53	23.58	24.0	Pass
Channel No.	Frequency (MHz)	Measurement Power (dBm)		Total Power (dBm)	Limit (dBm)	Result
		Ant0	Ant1			
102	5510	20.54	20.51	23.54	24.0	Pass
118	5590	20.63	20.58	23.62	24.0	Pass
134	5670	20.67	20.62	23.66	24.0	Pass
142	5710	20.54	20.49	23.53	24.0	Pass
Mode 4: Transmit by 802.11ac(20MHz)						
Channel No.	Frequency (MHz)	Measurement Power		Total Power (dBm)	Limit (dBm)	Result
		Ant0	Ant1			
52	5260	19.63	19.59	22.62	24.0	Pass
60	5300	19.69	19.61	22.66	24.0	Pass
64	5320	19.64	19.52	22.59	24.0	Pass
Channel No.	Frequency (MHz)	Measurement Power		Total Power (dBm)	Limit (dBm)	Result
		Ant0	Ant1			
100	5500	18.68	18.64	21.67	24.0	Pass
120	5600	18.62	18.53	21.59	24.0	Pass
140	5700	18.65	18.61	21.64	24.0	Pass
144	5720	20.61	20.52	23.58	24.0	Pass
Mode 5: Transmit by 802.11ac(40MHz)						
Channel No.	Frequency (MHz)	Measurement Power (dBm)		Total Power (dBm)	Limit (dBm)	Result
		Ant0	Ant1			
54	5270	20.69	20.63	23.67	24.0	Pass
62	5310	20.71	20.64	23.69	24.0	Pass
Channel No.	Frequency (MHz)	Measurement Power (dBm)		Total Power (dBm)	Limit (dBm)	Result
		Ant0	Ant1			
102	5510	20.59	20.53	23.57	24.0	Pass

118	5590	20.62	20.56	23.60	24.0	Pass
134	5670	20.58	20.54	23.57	24.0	Pass
142	5710	20.57	20.54	23.57	24.0	Pass
Mode 6: Transmit by 802.11ac(80MHz)						
Channel No.	Frequency (MHz)	Measurement Power (dBm)		Total Power (dBm)	Limit (dBm)	Result
		Ant0	Ant1			
58	5290	20.64	20.57	23.62	24.0	Pass
Channel No.	Frequency (MHz)	Measurement Power (dBm)		Total Power (dBm)	Limit (dBm)	Result
		Ant0	Ant1			
106	5530	19.61	19.55	22.59	24.0	Pass
122	5610	20.63	20.55	23.60	24.0	Pass
138	5690	20.61	20.52	23.58	24.0	Pass
Mode 7: Transmit by 802.11ac(20MHz) with Beamforming						
Channel No.	Frequency (MHz)	Measurement Power		Total Power (dBm)	Limit (dBm)	Result
		Ant0	Ant1			
52	5260	19.19	19.08	22.15	24.0	Pass
60	5300	19.16	19.09	22.14	24.0	Pass
64	5320	19.11	19.02	22.08	24.0	Pass
Channel No.	Frequency (MHz)	Measurement Power		Total Power (dBm)	Limit (dBm)	Result
		Ant0	Ant1			
100	5500	18.54	18.49	21.53	24.0	Pass
120	5600	18.62	18.54	21.59	24.0	Pass
140	5700	18.63	18.52	21.59	24.0	Pass
144	5720	18.46	18.38	21.43	24.0	Pass
Mode 8: Transmit by 802.11ac(40MHz) with Beamforming						
Channel No.	Frequency (MHz)	Measurement Power (dBm)		Total Power (dBm)	Limit (dBm)	Result
		Ant0	Ant1			
54	5270	20.66	20.54	23.61	24.0	Pass
62	5310	20.57	20.46	23.53	24.0	Pass

Channel No.	Frequency (MHz)	Measurement Power (dBm)		Total Power (dBm)	Limit (dBm)	Result
		Ant0	Ant1			
102	5510	20.61	20.48	23.56	24.0	Pass
118	5590	20.67	20.58	23.64	24.0	Pass
134	5670	20.69	20.52	23.62	24.0	Pass
142	5710	20.57	20.46	23.53	24.0	Pass
Mode 9: Transmit by 802.11ac(80MHz) with Beamforming						
Channel No.	Frequency (MHz)	Measurement Power (dBm)		Total Power (dBm)	Limit (dBm)	Result
		Ant0	Ant1			
58	5290	20.55	20.47	23.52	24.0	Pass
Channel No.	Frequency (MHz)	Measurement Power (dBm)		Total Power (dBm)	Limit (dBm)	Result
		Ant0	Ant1			
106	5530	19.62	19.58	22.61	24.0	Pass
122	5610	20.58	20.51	23.56	24.0	Pass
138	5690	19.24	19.11	22.19	24.0	Pass

Product Name	:	Access Point	Power	:	PoE 57V
Module No.	:	APEX0367	Test Site	:	TR8
Test Mode	:	Mode 1~9	Test Date	:	2017.03.13

Mode 1: Transmit by 802.11a						
Channel No.	Frequency (MHz)	Measurement Power		Total Power (dBm)	Limit (dBm)	Result
		Ant0	Ant1			
52	5260	18.63	18.45	21.55	23.88	Pass
60	5300	18.59	18.41	21.51	23.84	Pass
64	5320	18.71	18.53	21.63	23.96	Pass
Channel No.	Frequency (MHz)	Measurement Power		Total Power (dBm)	Limit (dBm)	Result
		Ant0	Ant1			
100	5500	17.62	17.54	20.59	23.86	Pass
120	5600	17.63	17.56	20.61	23.83	Pass
140	5700	17.69	17.58	20.65	23.89	Pass
144	5720	17.54	17.48	20.52	24.0	Pass
Mode 2: Transmit by 802.11n(20MHz)						
Channel No.	Frequency (MHz)	Measurement Power		Total Power (dBm)	Limit (dBm)	Result
		Ant0	Ant1			
52	5260	18.67	18.51	21.60	24.0	Pass
60	5300	18.54	18.44	21.50	24.0	Pass
64	5320	18.59	18.47	21.54	23.90	Pass
Channel No.	Frequency (MHz)	Measurement Power		Total Power (dBm)	Limit (dBm)	Result
		Ant0	Ant1			
100	5500	18.25	18.12	21.20	24.0	Pass
120	5600	18.26	18.15	21.22	24.0	Pass
140	5700	18.21	18.14	21.19	24.0	Pass
144	5720	18.11	18.03	21.08	24.0	Pass

Mode 3: Transmit by 802.11n(40MHz)						
Channel No.	Frequency (MHz)	Measurement Power (dBm)		Total Power (dBm)	Limit (dBm)	Result
		Ant0	Ant1			
54	5270	17.68	17.45	20.58	24.0	Pass
62	5310	17.76	17.49	20.64	24.0	Pass
Channel No.	Frequency (MHz)	Measurement Power (dBm)		Total Power (dBm)	Limit (dBm)	Result
		Ant0	Ant1			
102	5510	18.75	18.68	21.73	24.0	Pass
118	5590	18.64	18.54	21.60	24.0	Pass
134	5670	18.62	18.52	21.58	24.0	Pass
142	5710	20.08	20.04	23.07	24.0	Pass
Mode 4: Transmit by 802.11ac(20MHz)						
Channel No.	Frequency (MHz)	Measurement Power		Total Power (dBm)	Limit (dBm)	Result
		Ant0	Ant1			
52	5260	18.54	18.43	21.50	24.0	Pass
60	5300	18.58	18.47	21.54	24.0	Pass
64	5320	18.64	18.49	21.58	24.0	Pass
Channel No.	Frequency (MHz)	Measurement Power		Total Power (dBm)	Limit (dBm)	Result
		Ant0	Ant1			
100	5500	18.23	18.11	21.18	24.0	Pass
120	5600	18.19	18.15	21.18	24.0	Pass
140	5700	18.17	18.14	21.17	24.0	Pass
144	5720	18.12	18.06	21.10	24.0	Pass
Mode 5: Transmit by 802.11ac(40MHz)						
Channel No.	Frequency (MHz)	Measurement Power (dBm)		Total Power (dBm)	Limit (dBm)	Result
		Ant0	Ant1			
54	5270	17.71	17.52	20.63	24.0	Pass
62	5310	17.69	17.54	20.63	24.0	Pass
Channel No.	Frequency (MHz)	Measurement Power (dBm)		Total Power (dBm)	Limit (dBm)	Result
		Ant0	Ant1			
102	5510	18.62	18.53	21.59	24.0	Pass

118	5590	18.64	18.54	21.60	24.0	Pass
134	5670	18.64	18.58	21.62	24.0	Pass
142	5710	20.15	20.07	23.12	24.0	Pass
Mode 6: Transmit by 802.11ac(80MHz)						
Channel No.	Frequency (MHz)	Measurement Power (dBm)		Total Power (dBm)	Limit (dBm)	Result
		Ant0	Ant1			
58	5290	16.58	16.52	19.56	24.0	Pass
Channel No.	Frequency (MHz)	Measurement Power (dBm)		Total Power (dBm)	Limit (dBm)	Result
		Ant0	Ant1			
106	5530	16.21	16.13	19.18	24.0	Pass
122	5610	16.25	16.17	19.22	24.0	Pass
138	5690	20.19	20.11	23.16	24.0	Pass
Mode 7: Transmit by 802.11ac(20MHz) with Beamforming						
Channel No.	Frequency (MHz)	Measurement Power		Total Power (dBm)	Limit (dBm)	Result
		Ant0	Ant1			
52	5260	18.63	18.54	21.60	24.0	Pass
60	5300	18.59	18.52	21.57	24.0	Pass
64	5320	18.57	18.49	21.54	24.0	Pass
Channel No.	Frequency (MHz)	Measurement Power		Total Power (dBm)	Limit (dBm)	Result
		Ant0	Ant1			
100	5500	18.12	18.03	21.09	24.0	Pass
120	5600	18.16	18.09	21.14	24.0	Pass
140	5700	18.19	18.11	21.16	24.0	Pass
144	5720	18.06	17.98	21.03	24.0	Pass
Mode 8: Transmit by 802.11ac(40MHz) with Beamforming						
Channel No.	Frequency (MHz)	Measurement Power (dBm)		Total Power (dBm)	Limit (dBm)	Result
		Ant0	Ant1			
54	5270	20.28	20.19	23.25	24.0	Pass
62	5310	17.64	17.53	20.60	24.0	Pass
Channel No.	Frequency (MHz)	Measurement Power (dBm)		Total Power (dBm)	Limit (dBm)	Result
		Ant0	Ant1			

102	5510	18.65	18.52	21.60	24.0	Pass
118	5590	20.09	20.01	23.06	24.0	Pass
134	5670	20.14	20.06	23.11	24.0	Pass
142	5710	18.49	18.40	21.46	24.0	Pass
Mode 9: Transmit by 802.11ac(80MHz) with Beamforming						
Channel No.	Frequency (MHz)	Measurement Power (dBm)		Total Power (dBm)	Limit (dBm)	Result
		Ant0	Ant1			
58	5290	16.59	16.51	19.56	24.0	Pass
Channel No.	Frequency (MHz)	Measurement Power (dBm)		Total Power (dBm)	Limit (dBm)	Result
		Ant0	Ant1			
106	5530	16.23	16.17	19.21	24.0	Pass
122	5610	20.26	20.14	23.21	24.0	Pass
138	5690	16.12	16.04	19.09	24.0	Pass

7. Peak Power Spectral Density

7.1. Test Equipment

Peak Power Spectral Density / TR-8					
Instrument	Manufacturer	Type No.	Serial No.	Cal. Date	Cal. Due Date
Spectrum Analyzer	Agilent	N9010A	MY48030494	2017.02.04	2018.02.03
EXA Spectrum Analyzer	Keysight	N9010A	MY55370495	2017.04.09	2018.04.08
MXA Signal Anlyzer	Keysight	N9020A	MY56060147	2017.04.09	2018.04.08
Temperature/Humidity Meter	zhichen	ZC1-2	TR8-TH	2017.04.10	2018.04.09
Note: All equipments are calibrated with traceable calibrations. Each calibration is traceable to the national or international standards.					

7.2. Test Setup

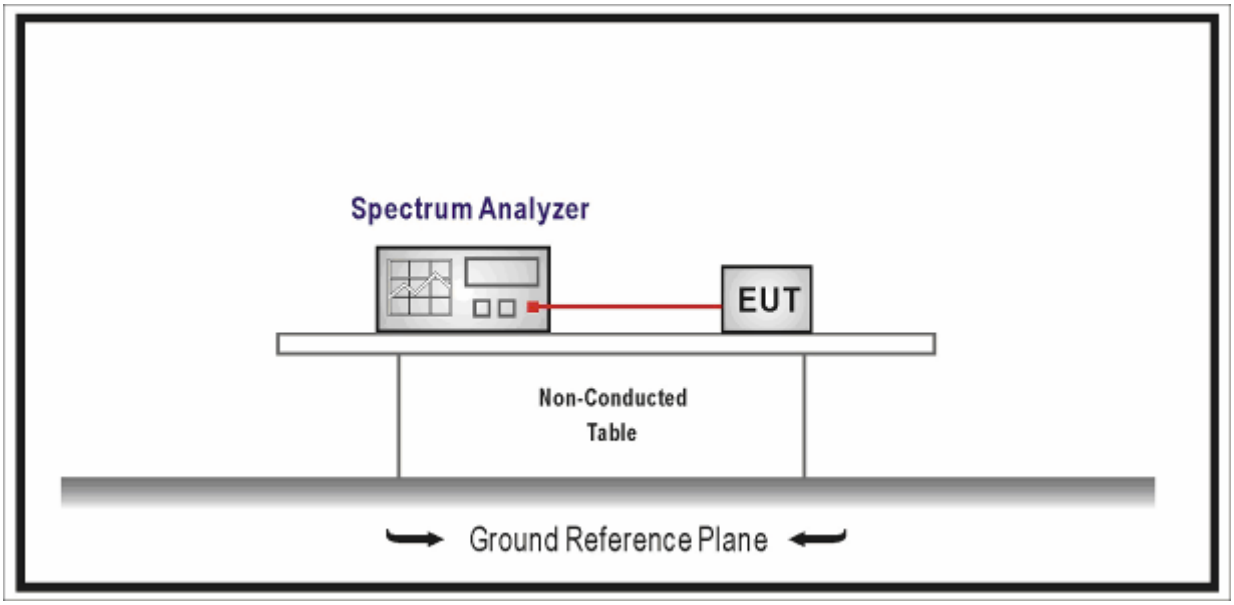

7.3. Limit

Fundamental emission output power Limit		
☐	For the band 5.15-5.25 GHz	
	☒	Outdoor access point: the maximum power spectral density shall not exceed 17 dBm/MHz. If G_{TX}＞6dBi, then Pout≤17 - (G_{TX} - 6)
	☐	Indoor access point: the maximum power spectral density shall not exceed 17 dBm/MHz. If G_{TX}＞6dBi, then Pout≤17 - (G_{TX} - 6)
	☐	Fixed point-to-point access points: the maximum power spectral density shall not exceed 17 dBm/MHz. If G_{TX}＞23dBi, then Pout≤17 - (G_{TX} - 23)
	☐	Mobile and portable client devices: the maximum power spectral density shall not exceed 11 dBm/MHz. If G_{TX}＞6dBi, then Pout≤11 - (G_{TX} - 6)
☒	For the 5.25-5.35 GHz:	
	☒	the maximum power spectral density shall not exceed 11 dBm/MHz. If G_{TX}＞6dBi, then Pout≤11 - (G_{TX} - 6)
☒	For the 5.47-5.725 GHz:	
	☒	the maximum power spectral density shall not exceed 11 dBm/MHz.If G_{TX}＞6dBi, then Pout≤11 - (G_{TX} - 6)
☐	For the band 5.725-5.85 GHz:	
	☐	the maximum power spectral density shall not exceed 30 dBm/500KHz. If G_{TX}＞6dBi, then Pout≤30 - (G_{TX} - 6)
Note 1 : G_{TX} directional gain of transmitting antennas. Note 2 : P_{out} is maximum peak conducted output power .		

7.4. Test Procedure

Fundamental emission output power Test Method			
	References Rule	Chapter	Description
☒	ANSI C63.10	12.5	Peak power spectral density
☒	FCC KDB 789033 D02v01r04	F	Maximum Power Spectral Density (PSD)

Directional Gain Calculations for In-Band test method				
	References Rule		Chapter	Description
☐	KDB 662911		F2)a)	Basic methodology with NANT transmit antennas
	☐	KDB 662911	F2)a) (i)	transmit signals are correlated
	☐	KDB 662911	F2)a) (ii)	transmit signals are uncorrelated
☐	KDB 662911		F2)b)	Sectorized antenna systems.
☒	KDB 662911		F2)c)	Cross-polarized antennas
	☒	ANSI C63.10	F2)c) (i)	Cross-polarized antennas with NANT = 2.
	☐	ANSI C63.10	F2)c) (ii)	Multiple antennas
☐	KDB 662911		F2)d)	Sectorized antenna systems.
	☐	KDB 662911	F2)d) (i)	transmit signals are correlated
	☐	KDB 662911	F2)d) (ii)	transmit signals are uncorrelated
☐	KDB 662911		F2)e)	Spatial Multiplexing
	☐	KDB 662911	F2)e) (i)	Antennas have the same gain
	☐	KDB 662911	F2)e) (ii)	Antenna have the different gain with one spatial stream
	☐	KDB 662911	F2)e) (iii)	Antenna have the different gain with more than one spatial stream
☐	KDB 662911		F2)f)	Cyclic Delay Diversity (CDD)
	☐	KDB 662911	F2)f) (i)	Antennas have the same gain
	☐	KDB 662911	F2)f) (ii)	Antenna have the different gain with one spatial stream
	☐	KDB 662911	F2)f) (ii)	Antenna have the different gain with more than one spatial stream

7.5. EUT test Axis definition

Item	Peak power spectral density			
Device Category	☒	Outdoor AP		
	☐	Indoor AP		
	☐	Fixed point-to-point AP		
	☒	Outdoor fixed point-to-multipoint AP		
	☐	Client		
Test mode	Mode 1-9			
Test method	☐	Radiated		
		X Axis	Y Axis	Z Axis
			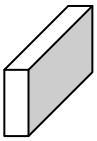	
		Worst Axis ☐	Worst Axis ☐	Worst Axis ☐
	☒	Conducted		
	☐	Chain 1		
		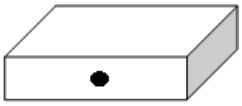		
	☒	Chain 1	Chain 2	
		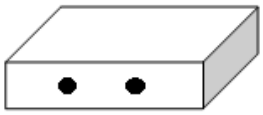		
	☐	Chain 1	Chain 2	Chain 3

7.6. Test Result

Product Name	:	Access Point	Power	:	PoE 57V
Model No.	:	APEX0365	Test Site	:	TR8
Test Mode	:	Mode 1~9	Test Date	:	2016.12.12

Mode 1: Transmit by 802.11a						
Channel No.	Frequency (MHz)	Measurement Power Spectral Density (dBm/MHz)		Total PPSD (dBm/MHz)	Limit (dBm/MHz)	Result
		Ant0	Ant1			
52	5260	7.423	7.479	10.46	11.0	Pass
60	5300	7.615	7.504	10.57	11.0	Pass
64	5320	7.583	7.655	10.63	11.0	Pass
Channel No.	Frequency (MHz)	Measurement Power Spectral Density (dBm/500KHz)		Total PPSD (dBm/500KHz)	Limit (dBm/500KHz)	Result
		Ant0	Ant1			
100	5500	7.427	7.469	10.46	11.0	Pass
120	5600	7.709	7.617	10.67	11.0	Pass
140	5700	7.308	7.501	10.42	11.0	Pass
144	5720	7.123	7.356	10.25	11.0	Pass
Mode 2: Transmit by 802.11n(20MHz)						
Channel No.	Frequency (MHz)	Measurement Power Spectral Density (dBm/MHz)		Total PPSD (dBm/MHz)	Limit (dBm/MHz)	Result
		Ant0	Ant1			
52	5260	7.257	7.243	10.26	11.0	Pass
60	5300	7.443	7.337	10.40	11.0	Pass
64	5320	7.406	7.436	10.43	11.0	Pass
Channel No.	Frequency (MHz)	Measurement Power Spectral Density (dBm/500KHz)		Total PPSD (dBm/500KHz)	Limit (dBm/500KHz)	Result
		Ant0	Ant1			
100	5500	7.179	7.290	10.25	11.0	Pass
120	5600	7.590	7.573	10.59	11.0	Pass
140	5700	7.665	7.902	10.80	11.0	Pass
144	5720	7.256	7.542	10.41	11.0	Pass

Mode 3: Transmit by 802.11n(40MHz)						
Channel No.	Frequency (MHz)	Measurement Power Spectral Density (dBm/MHz)		Total PPSD (dBm/MHz)	Limit (dBm/MHz)	Result
		Ant0	Ant1			
54	5270	5.007	5.007	8.02	11.0	Pass
62	5310	5.055	4.853	7.97	11.0	Pass
Channel No.	Frequency (MHz)	Measurement Power Spectral Density (dBm/500KHz)		Total PPSD (dBm/500KHz)	Limit (dBm/500KHz)	Result
		Ant0	Ant1			
102	5510	5.826	5.941	8.89	11.0	Pass
118	5590	6.150	5.951	9.06	11.0	Pass
134	5670	6.315	6.154	9.25	11.0	Pass
142	5710	6.025	6.045	9.05	11.0	Pass
Mode 4: Transmit by 802.11ac(20MHz)						
Channel No.	Frequency (MHz)	Measurement Power Spectral Density (dBm/MHz)		Total PPSD (dBm/MHz)	Limit (dBm/MHz)	Result
		Ant0	Ant1			
52	5260	7.251	7.459	10.37	11.0	Pass
60	5300	7.350	7.287	10.33	11.0	Pass
64	5320	7.200	7.543	10.39	11.0	Pass
Channel No.	Frequency (MHz)	Measurement Power Spectral Density (dBm/500KHz)		Total PPSD (dBm/500KHz)	Limit (dBm/500KHz)	Result
		Ant0	Ant1			
100	5500	7.319	7.358	10.35	11.0	Pass
120	5600	7.514	7.517	10.53	11.0	Pass
140	5700	7.738	7.648	10.70	11.0	Pass
144	5720	7.341	7.352	10.36	11.0	Pass
Mode 5: Transmit by 802.11ac(40MHz)						
Channel No.	Frequency (MHz)	Measurement Power Spectral Density (dBm/MHz)		Total PPSD (dBm/MHz)	Limit (dBm/MHz)	Result
		Ant0	Ant1			
54	5270	5.287	5.198	8.25	11.0	Pass
62	5310	4.885	5.006	7.96	11.0	Pass

Channel No.	Frequency (MHz)	Measurement Power Spectral Density (dBm/500KHz)		Total PPSD (dBm/500KHz)	Limit (dBm/500KHz)	Result
		Ant0	Ant1			
102	5510	5.624	5.614	8.63	11.0	Pass
118	5590	6.181	6.149	9.18	11.0	Pass
134	5670	6.059	6.104	9.09	11.0	Pass
142	5710	6.033	5.965	9.01	11.0	Pass
Mode 6: Transmit by 802.11ac(80MHz)						
Channel No.	Frequency (MHz)	Measurement Power Spectral Density (dBm/MHz)		Total PPSD (dBm/MHz)	Limit (dBm/MHz)	Result
		Ant0	Ant1			
58	5290	0.944	0.981	3.97	11.0	Pass
Channel No.	Frequency (MHz)	Measurement Power Spectral Density (dBm/500KHz)		Total PPSD (dBm/500KHz)	Limit (dBm/500KHz)	Result
		Ant0	Ant1			
106	5530	0.165	0.198	3.19	11.0	Pass
122	5610	0.654	0.997	3.84	11.0	Pass
138	5690	0.512	0.532	3.53	11.0	Pass
Mode 7: Transmit by 802.11ac(20MHz) with Beamforming						
Channel No.	Frequency (MHz)	Measurement Power Spectral Density (dBm/MHz)		Total PPSD (dBm/MHz)	Limit (dBm/MHz)	Result
		Ant0	Ant1			
52	5260	7.693	7.669	10.69	11.0	Pass
60	5300	7.992	7.87	10.94	11.0	Pass
64	5320	7.448	7.585	10.53	11.0	Pass
Channel No.	Frequency (MHz)	Measurement Power Spectral Density (dBm/500KHz)		Total PPSD (dBm/500KHz)	Limit (dBm/500KHz)	Result
		Ant0	Ant1			
100	5500	7.859	8.043	10.96	11.0	Pass
120	5600	7.933	7.958	10.96	11.0	Pass
140	5700	7.479	7.582	10.54	11.0	Pass
144	5720	7.315	7.290	10.31	11.0	Pass
Mode 8: Transmit by 802.11ac(40MHz) with Beamforming						
Channel No.	Frequency (MHz)	Measurement Power Spectral Density (dBm/MHz)		Total PPSD (dBm/MHz)	Limit (dBm/MHz)	Result

		Ant0	Ant1			
54	5270	5.947	6.022	8.99	11.0	Pass
62	5310	6.364	6.286	9.34	11.0	Pass
Channel No.	Frequency (MHz)	Measurement Power Spectral Density (dBm/500KHz)		Total PPSD (dBm/500KHz)	Limit (dBm/500KHz)	Result
		Ant0	Ant1			
102	5510	7.370	7.475	10.43	11.0	Pass
118	5590	7.225	7.256	10.25	11.0	Pass
134	5670	7.344	7.277	10.32	11.0	Pass
142	5710	7.269	7.175	10.23	11.0	Pass
Mode 9: Transmit by 802.11ac(80MHz) with Beamforming						
Channel No.	Frequency (MHz)	Measurement Power Spectral Density (dBm/MHz)		Total PPSD (dBm/MHz)	Limit (dBm/MHz)	Result
		Ant0	Ant1			
58	5290	2.155	2.231	5.20	11.0	Pass
Channel No.	Frequency (MHz)	Measurement Power Spectral Density (dBm/500KHz)		Total PPSD (dBm/500KHz)	Limit (dBm/500KHz)	Result
		Ant0	Ant1			
106	5530	2.550	2.324	5.45	11.0	Pass
122	5610	3.812	3.812	6.82	11.0	Pass
138	5690	2.332	2.190	5.27	11.0	Pass

Product Name	:	Access Point	Power	:	PoE 57V
Module No.	:	APEX0367	Test Site	:	TR8
Test Mode	:	Mode 1~9	Test Date	:	2016.12.13

Mode 1: Transmit by 802.11a						
Channel No.	Frequency (MHz)	Measurement Power Spectral Density (dBm/MHz)		Total PPSD (dBm/MHz)	Limit (dBm/MHz)	Result
		Ant0	Ant1			
52	5260	7.163	6.825	10.01	11.0	Pass
60	5300	7.099	6.954	10.04	11.0	Pass
64	5320	7.208	7.136	10.18	11.0	Pass
Channel No.	Frequency (MHz)	Measurement Power Spectral Density (dBm/500KHz)		Total PPSD (dBm/500KHz)	Limit (dBm/500KHz)	Result
		Ant0	Ant1			
100	5500	6.794	6.831	9.82	11.0	Pass
120	5600	7.124	6.956	10.05	11.0	Pass
140	5700	6.811	6.979	9.91	11.0	Pass
144	5720	6.514	6.523	9.53	11.0	Pass

Mode 2: Transmit by 802.11n(20MHz)						
Channel No.	Frequency (MHz)	Measurement Power Spectral Density (dBm/MHz)		Total PPSD (dBm/MHz)	Limit (dBm/MHz)	Result
		Ant0	Ant1			
52	5260	7.214	7.114	10.17	11.0	Pass
60	5300	7.264	7.361	10.32	11.0	Pass
64	5320	7.365	7.384	10.38	11.0	Pass
Channel No.	Frequency (MHz)	Measurement Power Spectral Density (dBm/500KHz)		Total PPSD (dBm/500KHz)	Limit (dBm/500KHz)	Result
		Ant0	Ant1			
100	5500	7.170	7.085	10.14	11.0	Pass
120	5600	7.162	7.436	10.31	11.0	Pass
140	5700	7.202	7.109	10.17	11.0	Pass
144	5720	7.125	7.113	10.13	11.0	Pass

Mode 3: Transmit by 802.11n(40MHz)						
Channel No.	Frequency (MHz)	Measurement Power Spectral Density (dBm/MHz)		Total PPSD (dBm/MHz)	Limit (dBm/MHz)	Result
		Ant0	Ant1			
54	5270	2.706	2.540	5.63	11.0	Pass
62	5310	2.422	2.212	5.33	11.0	Pass
Channel No.	Frequency (MHz)	Measurement Power Spectral Density (dBm/500KHz)		Total PPSD (dBm/500KHz)	Limit (dBm/500KHz)	Result
		Ant0	Ant1			
102	5510	2.932	3.003	5.98	11.0	Pass
118	5590	3.411	3.253	6.34	11.0	Pass
134	5670	3.551	3.724	6.65	11.0	Pass
142	5710	3.115	3.245	6.19	11.0	Pass
Mode 4: Transmit by 802.11ac(20MHz)						
Channel No.	Frequency (MHz)	Measurement Power Spectral Density (dBm/MHz)		Total PPSD (dBm/MHz)	Limit (dBm/MHz)	Result
		Ant0	Ant1			
52	5260	7.253	7.267	10.27	11.0	Pass
60	5300	7.261	7.320	10.30	11.0	Pass
64	5320	7.286	7.352	10.33	11.0	Pass
Channel No.	Frequency (MHz)	Measurement Power Spectral Density (dBm/500KHz)		Total PPSD (dBm/500KHz)	Limit (dBm/500KHz)	Result
		Ant0	Ant1			
100	5500	7.106	7.191	10.16	11.0	Pass
120	5600	7.268	7.336	10.31	11.0	Pass
140	5700	7.140	7.213	10.19	11.0	Pass
144	5720	7.021	7.039	10.04	11.0	Pass
Mode 5: Transmit by 802.11ac(40MHz)						
Channel No.	Frequency (MHz)	Measurement Power Spectral Density (dBm/MHz)		Total PPSD (dBm/MHz)	Limit (dBm/MHz)	Result
		Ant0	Ant1			
54	5270	2.483	2.493	5.50	11.0	Pass
62	5310	2.554	2.631	5.60	11.0	Pass

Channel No.	Frequency (MHz)	Measurement Power Spectral Density (dBm/500KHz)		Total PPSD (dBm/500KHz)	Limit (dBm/500KHz)	Result
		Ant0	Ant1			
102	5510	3.149	3.331	6.25	11.0	Pass
118	5590	3.523	3.341	6.44	11.0	Pass
134	5670	3.758	3.700	6.74	11.0	Pass
142	5710	3.236	3.348	6.30	11.0	Pass
Mode 6: Transmit by 802.11ac(80MHz)						
Channel No.	Frequency (MHz)	Measurement Power Spectral Density (dBm/MHz)		Total PPSD (dBm/MHz)	Limit (dBm/MHz)	Result
		Ant0	Ant1			
58	5290	2.081	-2.044	3.50	11.0	Pass
Channel No.	Frequency (MHz)	Measurement Power Spectral Density (dBm/500KHz)		Total PPSD (dBm/500KHz)	Limit (dBm/500KHz)	Result
		Ant0	Ant1			
106	5530	-2.942	-2.867	0.11	11.0	Pass
122	5610	-2.570	-2.534	0.46	11.0	Pass
138	5690	-2.876	-2.764	0.19	11.0	Pass
Mode 7: Transmit by 802.11ac(20MHz) with Beamforming						
Channel No.	Frequency (MHz)	Measurement Power Spectral Density (dBm/MHz)		Total PPSD (dBm/MHz)	Limit (dBm/MHz)	Result
		Ant0	Ant1			
52	5260	6.448	6.642	9.56	11.0	Pass
60	5300	6.874	6.834	9.86	11.0	Pass
64	5320	6.907	7.135	10.03	11.0	Pass
Channel No.	Frequency (MHz)	Measurement Power Spectral Density (dBm/500KHz)		Total PPSD (dBm/500KHz)	Limit (dBm/500KHz)	Result
		Ant0	Ant1			
100	5500	6.943	7.15	10.06	11.0	Pass
120	5600	6.802	6.862	9.84	11.0	Pass
140	5700	6.992	6.932	9.97	11.0	Pass
144	5720	6.758	6.552	9.67	11.0	Pass
Mode 8: Transmit by 802.11ac(40MHz) with Beamforming						
Channel No.	Frequency (MHz)	Measurement Power Spectral Density (dBm/MHz)		Total PPSD (dBm/MHz)	Limit (dBm/MHz)	Result

		Ant0	Ant1			
54	5270	5.593	5.509	8.56	11.0	Pass
62	5310	3.259	3.32	6.30	11.0	Pass
Channel No.	Frequency (MHz)	Measurement Power Spectral Density (dBm/500KHz)		Total PPSD (dBm/500KHz)	Limit (dBm/500KHz)	Result
		Ant0	Ant1			
102	5510	5.506	5.588	8.56	11.0	Pass
118	5590	6.935	6.775	9.87	11.0	Pass
134	5670	6.613	6.575	9.60	11.0	Pass
142	5710	5.451	5.365	8.42	11.0	Pass
Mode 9: Transmit by 802.11ac(80MHz) with Beamforming						
Channel No.	Frequency (MHz)	Measurement Power Spectral Density (dBm/MHz)		Total PPSD (dBm/MHz)	Limit (dBm/MHz)	Result
		Ant0	Ant1			
58	5290	-1.879	-1.677	1.23	11.0	Pass
Channel No.	Frequency (MHz)	Measurement Power Spectral Density (dBm/500KHz)		Total PPSD (dBm/500KHz)	Limit (dBm/500KHz)	Result
		Ant0	Ant1			
106	5530	-1.219	-1.014	1.90	11.0	Pass
122	5610	3.015	2.789	5.91	11.0	Pass
138	5690	-1.533	-1.386	1.55	11.0	Pass

8. Radiated Emission Band Edge

8.1. Test Equipment

Radiated Emission Band Edge / AC-5					
Instrument	Manufacturer	Type No.	Serial No.	Cal. Date	Cal. Due Date
EMI Receiver	Agilent	N9038A	MY51210196	2016.07.16	2017.07.15
Pre-Amplifier	Miteq	NSP1800-25	1364185	2017.05.03	2018.05.02
DRG Horn Antenna	ETS-Lindgren	3117	00167055	2016.07.12	2017.07.11
Broad-Band Horn Antenna	Schwarzbeck	BBHA9170	294	2016.12.12	2017.09.17
Coaxial Cable	Huber+Suhner	SUCOFLEX 106	AC5-C1	2017.02.28	2018.02.27
Coaxial Cable	Huber+Suhner	SUCOFLEX 106	AC5-C2	2017.02.28	2018.02.27
Temperature/Humidity Meter	Zhichen	ZC1-2	AC5-TH	2017.01.04	2018.01.03
Note: All equipments are calibrated with traceable calibrations. Each calibration is traceable to the national or international standards.					

8.2. Test Setup

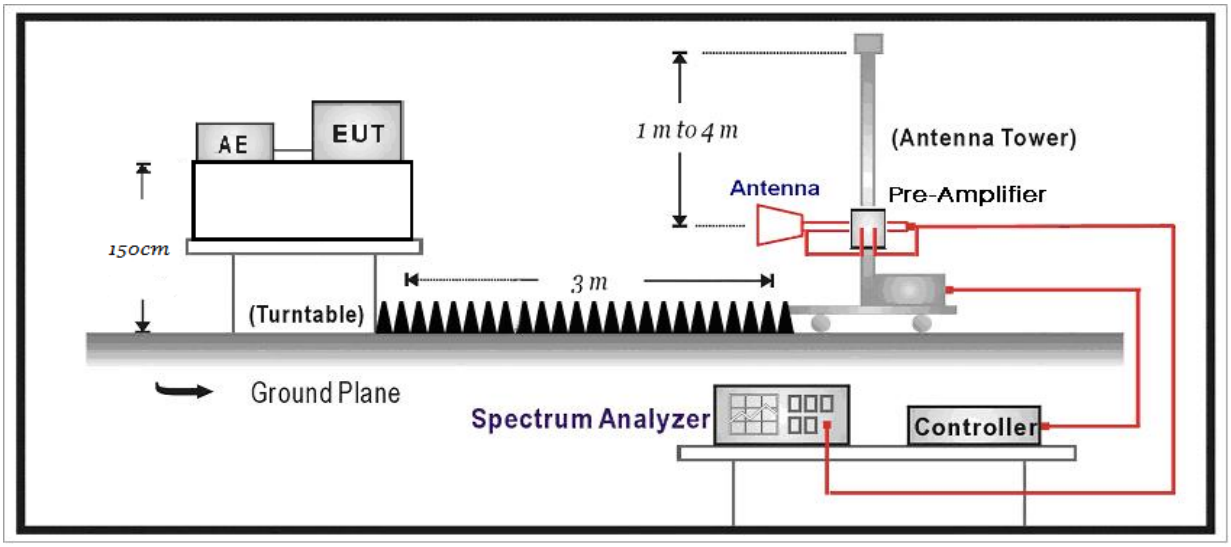

8.3. Limit

FCC Part 15 Subpart C Paragraph 15.209 (Restricted Band Emissions Limit)		
Frequency (MHz)	Distance (m)	Level (dBµV/m)
0.009-0.490	300	2400/F(kHz)
0.490-1.705	30	24000/F(kHz)
1.705-30.0	30	30
30-88	3	100**
88-216	3	150**
216-960	3	200**
Above 960	3	500

Note 1: At frequencies below 30 MHz, measurements may be performed at a distance closer than that specified in the regulations; however, an attempt should be made to avoid making measurements in the near field. Pending the development of an appropriate measurement procedure for measurements performed below 30 MHz, when performing measurements at a closer distance than specified, the results shall be extrapolated to the specified distance by either making measurements at a minimum of two distances on at least one radial to determine the proper extrapolation factor or by using the square of an inverse linear distance extrapolation factor (40 dB/decade).

Note 2: At frequencies at or above 30 MHz, measurements may be performed at a distance other than what is specified provided: measurements are not made in the near field except where it can be shown that near field measurements are appropriate due to the characteristics of the device; and it can be demonstrated that the signal levels needed to be measured at the distance employed can be detected by the measurement equipment. Measurements shall not be performed at a distance greater than 30 meters unless it can be further demonstrated that measurements at a distance of 30 meters or less are impractical. When performing measurements at a distance other than that specified, the results shall be extrapolated to the specified distance using an extrapolation factor of 20 dB/decade (inverse linear-distance for field strength measurements; inverse-linear-distance-squared for power density measurements).

FCC Part 15 Subpart C Paragraph 15.205 (Restricted Band)			
Frequency (MHz)	Frequency (MHz)	Frequency (MHz)	Frequency (MHz)
0.090 – 0.110	16.42 – 16.423	399.9 – 410	4.5 – 5.15
0.495 – 0.505	16.69475 –16.69525	608 – 614	5.35 – 5.46
2.1735 – 2.1905	16.80425 – 16.80475	960 – 1240	7.25 – 7.75
4.125 – 4.128	25.5 – 25.67	1300 – 1427	8.025 – 8.5
4.17725 – 4.17775	37.5 – 38.25	1435 – 1626.5	9.0 – 9.2
4.20725 – 4.20775	73 – 74.6	1645.5 – 1646.5	9.3 – 9.5
6.215 – 6.218	74.8 – 75.2	1660 – 1710	10.6 – 12.7
6.26775 – 6.26825	108 – 121.94	1718.8 – 1722.2	13.25 – 13.4
6.31175 – 6.31225	123 – 138	2200 – 2300	14.47 – 14.5
8.291 – 8.294	149.9 – 150.05	2310 – 2390	15.35 – 16.2
8.362 – 8.366	156.52475 – 156.52525	2483.5 – 2500	17.7 – 21.4
8.37625 – 8.38675	156.7 – 156.9	2690 – 2900	22.01 – 23.12
8.81425 – 8.81475	162.0125 – 167.17	3260 – 3267	23.6 – 24.0
12.29 – 12.293	167.72 – 173.2	3332 – 3339	31.2 – 31.8
12.51975–12.52025	240 – 285	3345.8 – 3358	36.43 – 36.5
12.57675–12.57725	322 – 335.4	3600 – 4400	
13.36 – 13.41			

FCC Part 15 Subpart C Paragraph 15.407(5)(b) (Unrestricted Band Emissions Limit)		
Operating Frequency Band (MHz)	EIRP Limit (dBm/MHz)	Equivalent Field Strength at 3m (dB μ V/m)
5150 - 5250	-27	68.3
5250 - 5350	-27	68.3
5470 - 5725	-27	68.3
FCC 16-24-A1		
Operating Frequency Band (MHz)	EIRP Limit (dBm/MHz)	
5725 - 5825	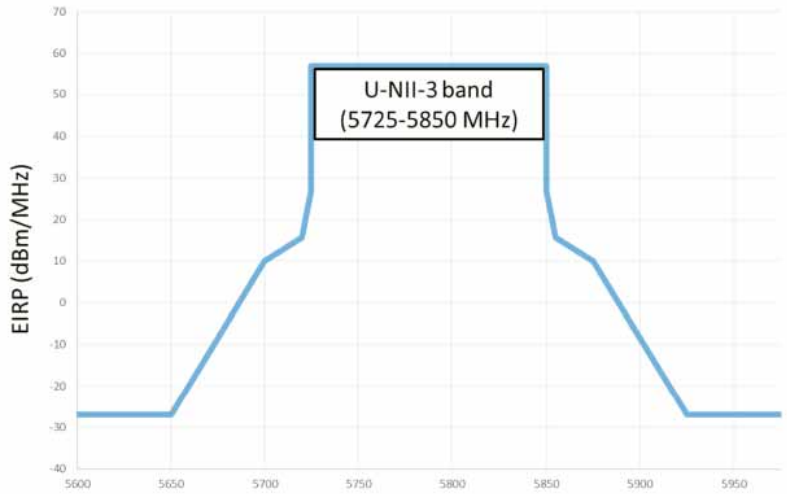	

8.4. Test Procedure

Test Method					
	References Rule			Chapter	Description
☐	ANSI C63.10			12.7.3	Emissions in non-restricted frequency bands
☒	ANSI C63.10			12.7.2	Emissions in restricted frequency bands
	☒	ANSI C63.10		12.7.5	Radiated emission measurements
	☒	ANSI C63.10		12.7.6	Procedure for peak unwanted emissions measurements above 1000 MHz
	☒	ANSI C63.10		12.7.7	Procedures for average unwanted emissions measurements above 1000 MHz
		☐	ANSI C63.10	12.7.7.2	Method AD (average detection)—primary method
		☒	ANSI C63.10	12.7.7.3	Method VB-A (Alternative)
	☒	ANSI C63.10		6.4	Radiated emissions from unlicensed wireless devices below 30 MHz
	☒	ANSI C63.10		6.5	Radiated emissions from unlicensed wireless devices in the frequency range of 30 MHz to 1000 MHz
	☒	ANSI C63.10		6.6	Radiated emissions from unlicensed wireless devices above 1 GHz
☐	FCC KDB 789033 D02v01r04			G.2	Unwanted Emissions that fall Outside of the Restricted Bands
☐	FCC KDB 789033 D02v01r04			G.1	Unwanted Emissions in the Restricted Bands
	☐	FCC KDB 789033 D02v01r04		G.4	Procedure for Unwanted Emissions Measurements below 1000 MHz
	☐	FCC KDB 789033 D02v01r04		G.5	Procedure for Unwanted Maximum Emissions Measurements above 1000 MHz
	☐	FCC KDB 789033 D02v01r04		G.6	Procedures for Average Unwanted Emissions Measurements above 1000 MHz
		☐	FCC KDB 789033 D02v01r04	G.6.c	Method AD (Average detection)—primary method
		☐	FCC KDB 789033 D02v01r04	G.6.d	Method VB (Averaging using reduced video bandwidth): Alternative method.

8.5. EUT test Axis definition

Item	Peak power spectral density			
Device Category	☒	Outdoor AP		
	☐	Indoor AP		
	☐	Fixed point-to-point AP		
	☒	Outdoor fixed point-to-multipoint AP		
	☐	Client		
Test mode	Mode 1-9			
Test method	☒	Radiated		
		X Axis	Y Axis	Z Axis
			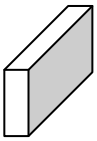	
		Worst Axis ☐	Worst Axis ☐	Worst Axis ☒
	☐	Conducted		
	☐	Chain 1		
		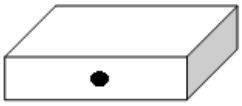		
	☐	Chain 1	Chain 2	
		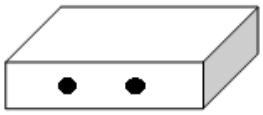		
	☐	Chain 1	Chain 2	Chain 3

8.6. Test Result

APEX0365:

Engineer: Damon	
Site: AC5	Time: 2017/04/28 - 02:52
Limit: FCC_Part15.209_RE(3m)	Margin: 0
Probe: Horn_3117_00167055(1-18GHz)	Polarity: Horizontal
EUT: Access Point	Power: PoE 57V
Note: Mode 1:Transmit at channel 5320MHz by 11A	

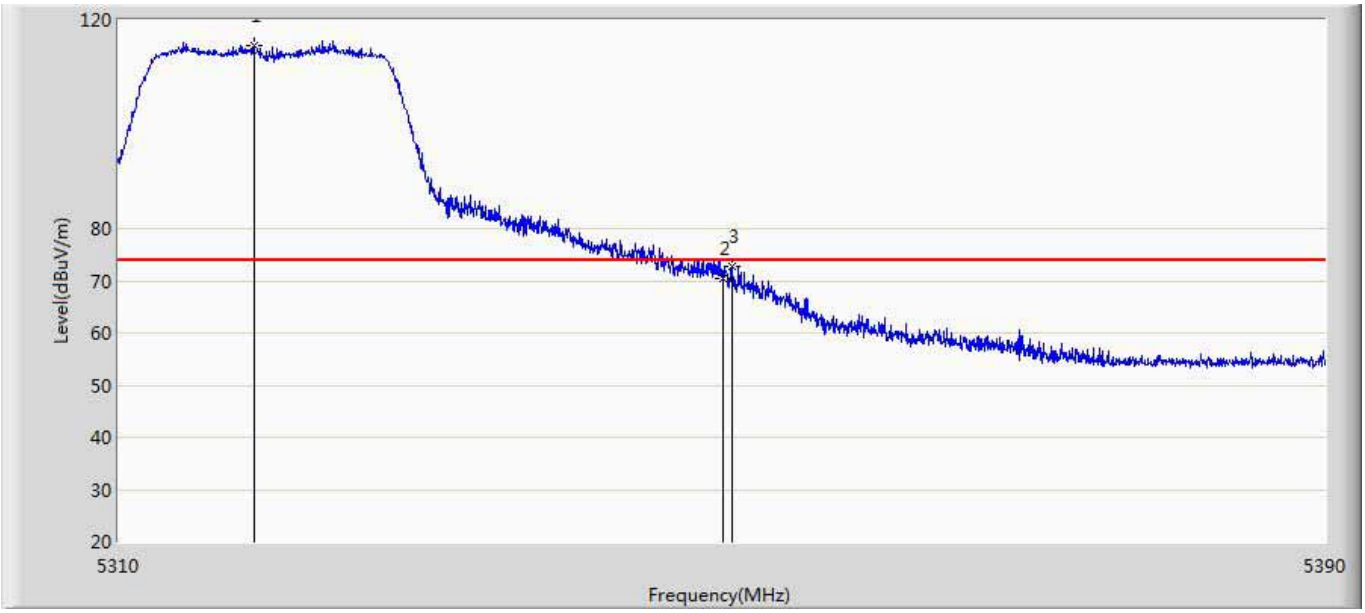

No	Mark	Frequency (MHz)	Measure Level (dBuV/m)	Reading Level (dBuV)	Over Limit (dB)	Limit (dBuV/m)	Factor (dB)	Type
1	*	5318.920	115.038	73.380	41.038	74.000	41.658	PK
2		5350.000	70.316	28.605	-3.684	74.000	41.711	PK
3		5350.600	72.663	30.945	-1.337	74.000	41.718	PK

Engineer: Damon	
Site: AC5	Time: 2017/04/28 - 03:19
Limit: FCC_Part15.209_RE(3m)	Margin: 0
Probe: Horn_3117_00167055(1-18GHz)	Polarity: Horizontal
EUT: Access Point	Power: PoE 57V
Note: Mode 1:Transmit at channel 5320MHz by 11A	

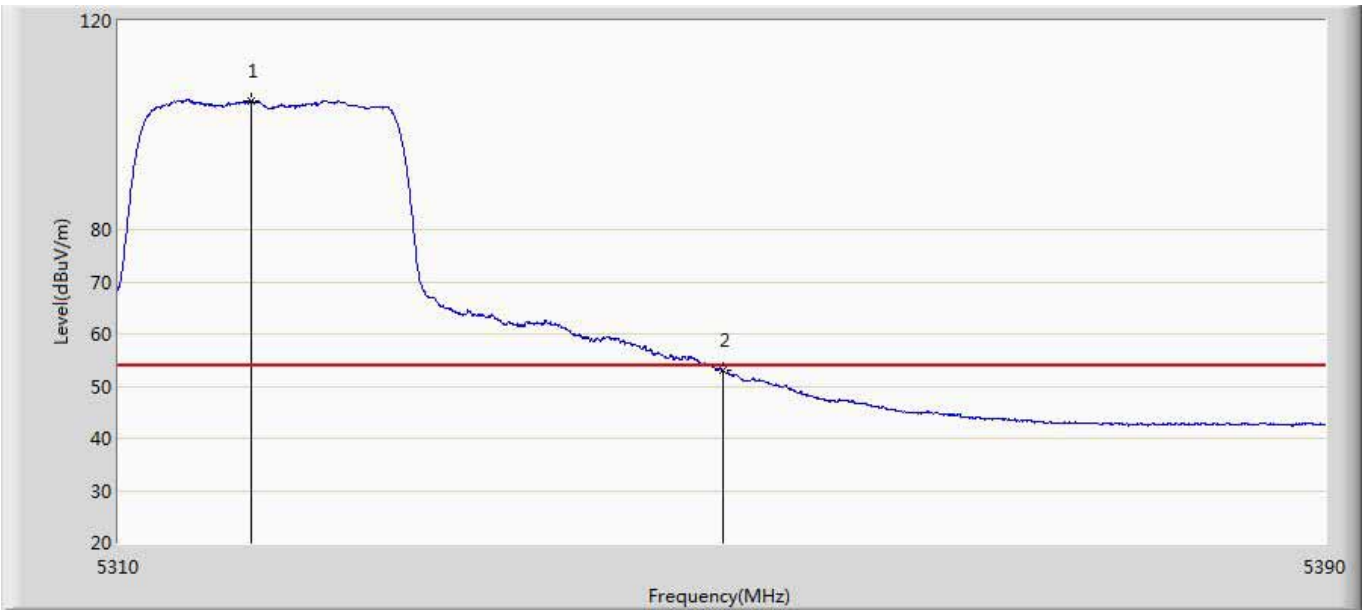

No	Mark	Frequency (MHz)	Measure Level (dBuV/m)	Reading Level (dBuV)	Over Limit (dB)	Limit (dBuV/m)	Factor (dB)	Type
1	*	5318.800	104.660	63.002	50.660	54.000	41.659	AV
2		5350.000	53.102	11.391	-0.898	54.000	41.711	AV

Engineer: Damon	
Site: AC5	Time: 2017/04/28 - 03:22
Limit: FCC_Part15.209_RE(3m)	Margin: 0
Probe: Horn_3117_00167055(1-18GHz)	Polarity: Vertical
EUT: Access Point	Power: PoE 57V
Note: Mode 1:Transmit at channel 5320MHz by 11A	

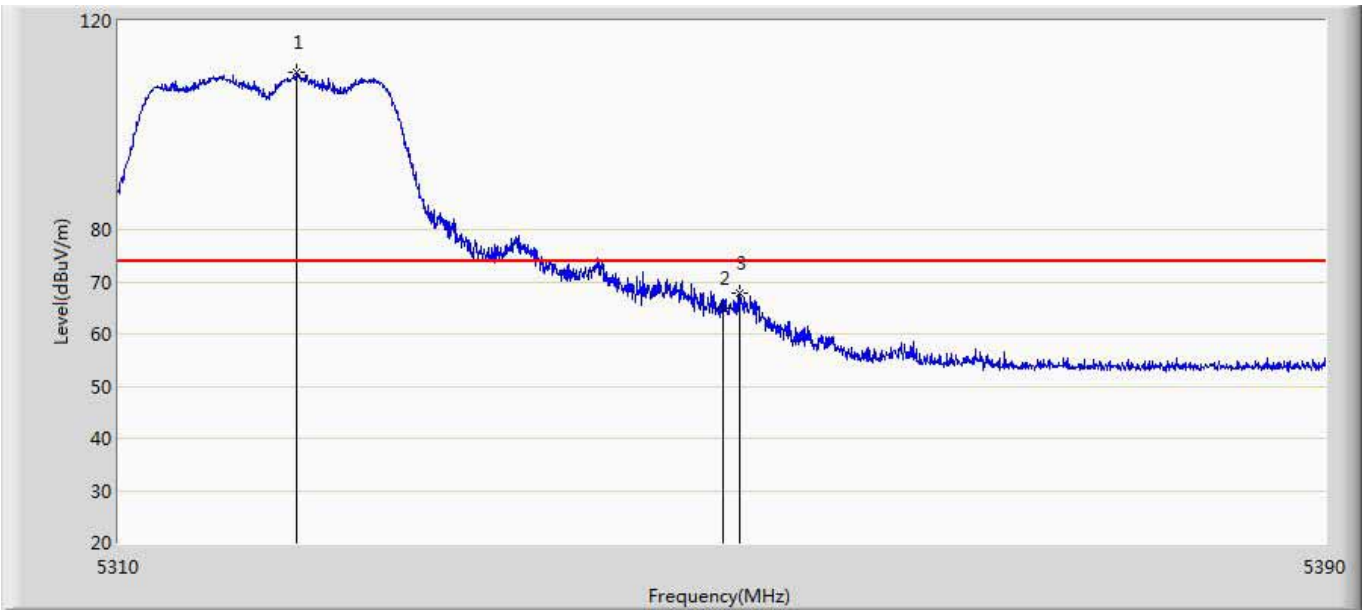

No	Mark	Frequency (MHz)	Measure Level (dBuV/m)	Reading Level (dBuV)	Over Limit (dB)	Limit (dBuV/m)	Factor (dB)	Type
1	*	5321.720	110.100	68.462	36.100	74.000	41.638	PK
2		5350.000	64.892	23.181	-9.108	74.000	41.711	PK
3		5351.080	67.712	25.989	-6.288	74.000	41.723	PK

Engineer: Damon	
Site: AC5	Time: 2017/04/28 - 03:34
Limit: FCC_Part15.209_RE(3m)	Margin: 0
Probe: Horn_3117_00167055(1-18GHz)	Polarity: Vertical
EUT: Access Point	Power: PoE 57V
Note: Mode 1:Transmit at channel 5320MHz by 11A	

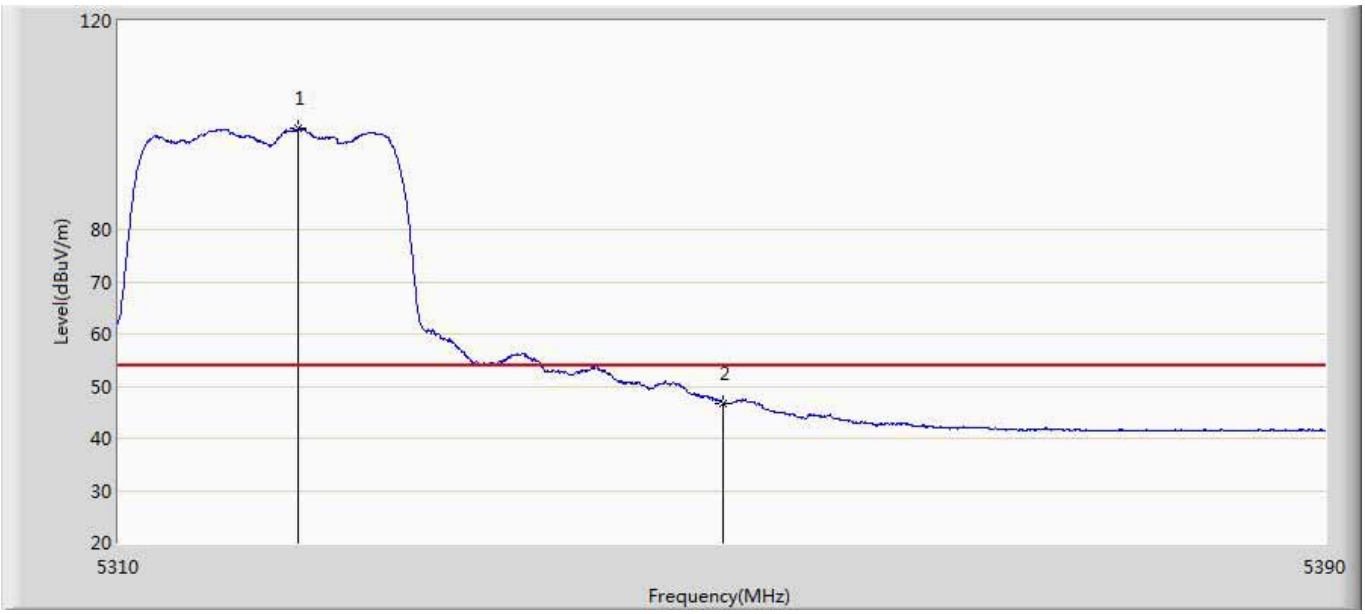

No	Mark	Frequency (MHz)	Measure Level (dBuV/m)	Reading Level (dBuV)	Over Limit (dB)	Limit (dBuV/m)	Factor (dB)	Type
1	*	5321.880	99.379	57.742	45.379	54.000	41.637	AV
2		5350.000	46.716	5.005	-7.284	54.000	41.711	AV

Engineer: Damon	
Site: AC5	Time: 2017/04/28 - 03:36
Limit: FCC_Part15.209_RE(3m)	Margin: 0
Probe: Horn_3117_00167055(1-18GHz)	Polarity: Horizontal
EUT: Access Point	Power: PoE 57V
Note: Mode 1:Transmit at channel 5500MHz by 11A	

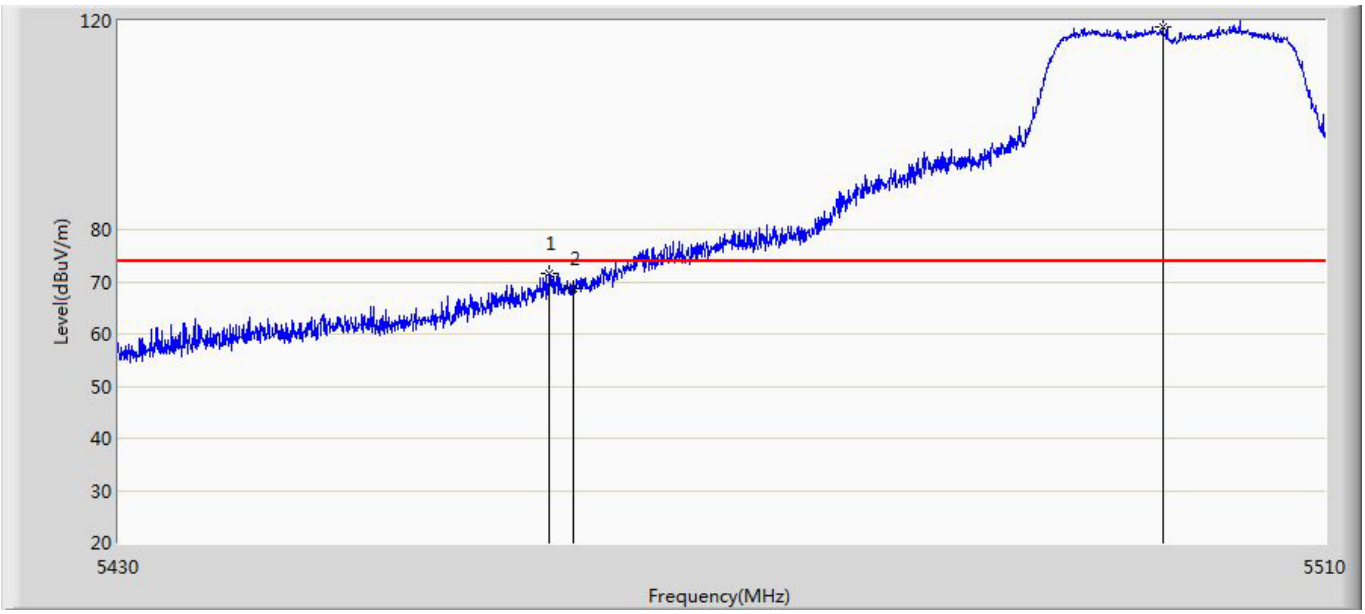

No	Mark	Frequency (MHz)	Measure Level (dBuV/m)	Reading Level (dBuV)	Over Limit (dB)	Limit (dBuV/m)	Factor (dB)	Type
1		5458.440	71.642	29.720	-2.358	74.000	41.922	PK
2		5460.000	68.639	26.720	-5.361	74.000	41.919	PK
3	*	5499.200	118.784	76.796	44.784	74.000	41.989	PK

Engineer: Damon	
Site: AC5	Time: 2017/04/28 - 03:38
Limit: FCC_Part15.209_RE(3m)	Margin: 0
Probe: Horn_3117_00167055(1-18GHz)	Polarity: Horizontal
EUT: Access Point	Power: PoE 57V
Note: Mode 1:Transmit at channel 5500MHz by 11A	

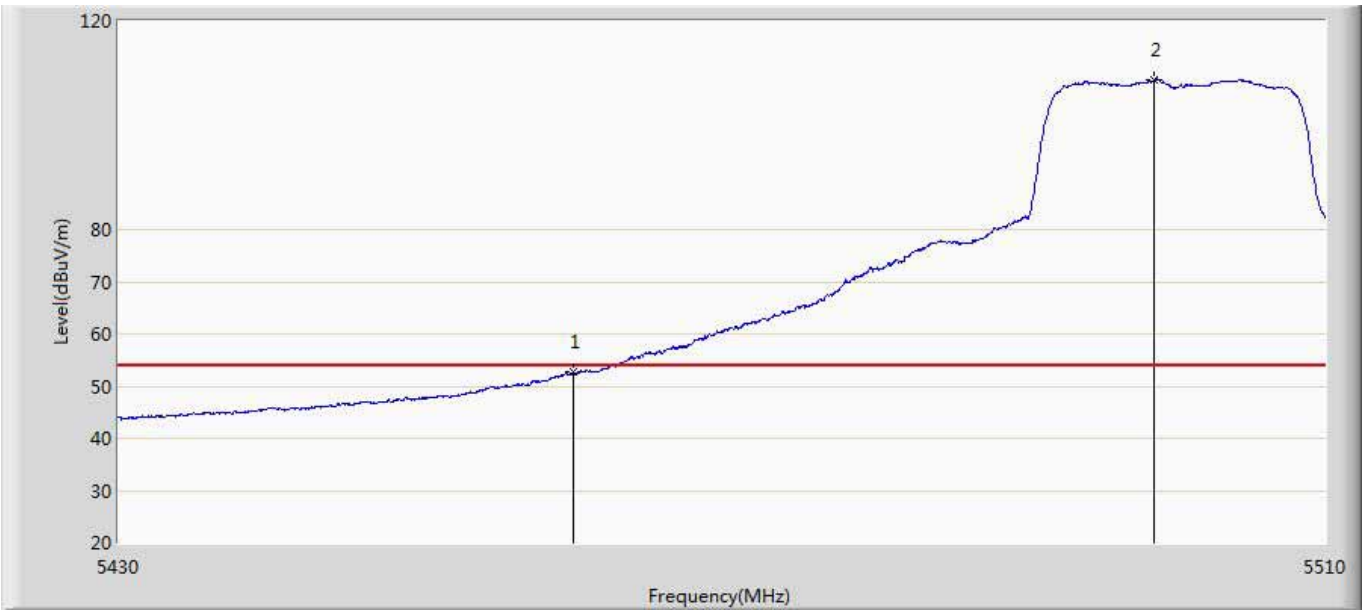

No	Mark	Frequency (MHz)	Measure Level (dBuV/m)	Reading Level (dBuV)	Over Limit (dB)	Limit (dBuV/m)	Factor (dB)	Type
1		5460.000	52.683	10.764	-1.317	54.000	41.919	AV
2	*	5498.600	108.775	66.789	54.775	54.000	41.986	AV

Engineer: Damon	
Site: AC5	Time: 2017/04/28 - 03:52
Limit: FCC_Part15.209_RE(3m)	Margin: 0
Probe: Horn_3117_00167055(1-18GHz)	Polarity: Vertical
EUT: Access Point	Power: PoE 57V
Note: Mode 1:Transmit at channel 5500MHz by 11A	

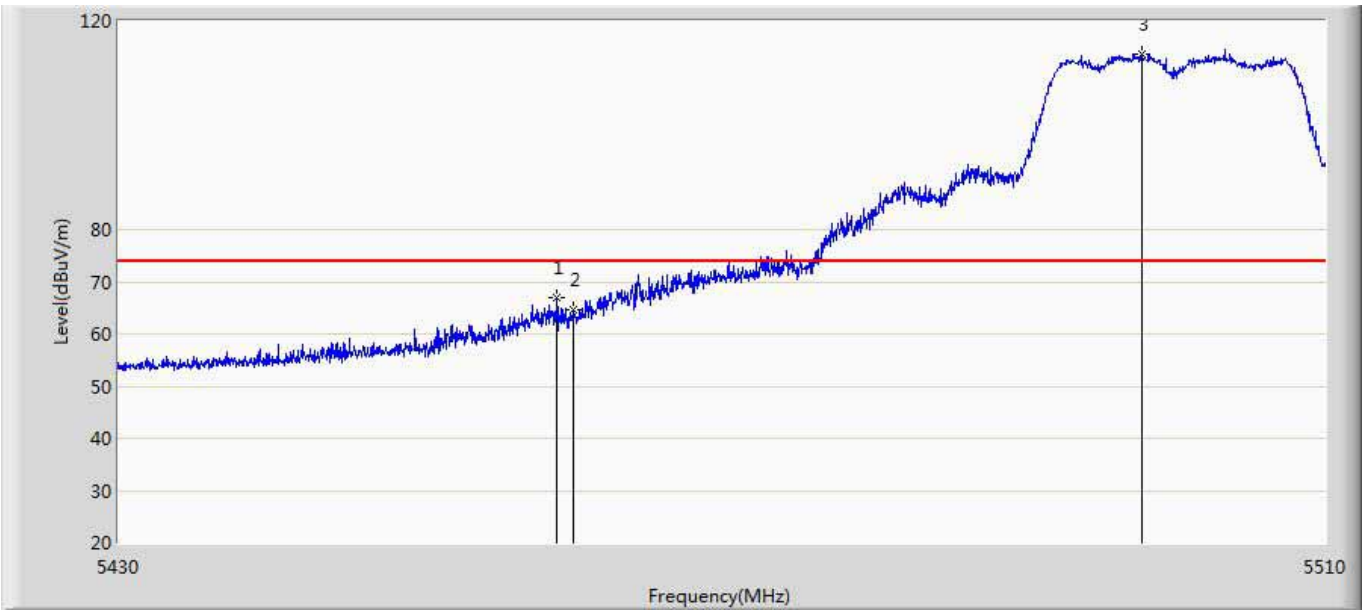

No	Mark	Frequency (MHz)	Measure Level (dBuV/m)	Reading Level (dBuV)	Over Limit (dB)	Limit (dBuV/m)	Factor (dB)	Type
1		5458.960	66.877	24.956	-7.123	74.000	41.921	PK
2		5460.000	64.672	22.753	-9.328	74.000	41.919	PK
3	*	5497.760	113.665	71.682	39.665	74.000	41.983	PK

Engineer: Damon	
Site: AC5	Time: 2017/04/28 - 03:54
Limit: FCC_Part15.209_RE(3m)	Margin: 0
Probe: Horn_3117_00167055(1-18GHz)	Polarity: Vertical
EUT: Access Point	Power: PoE 57V
Note: Mode 1:Transmit at channel 5500MHz by 11A	

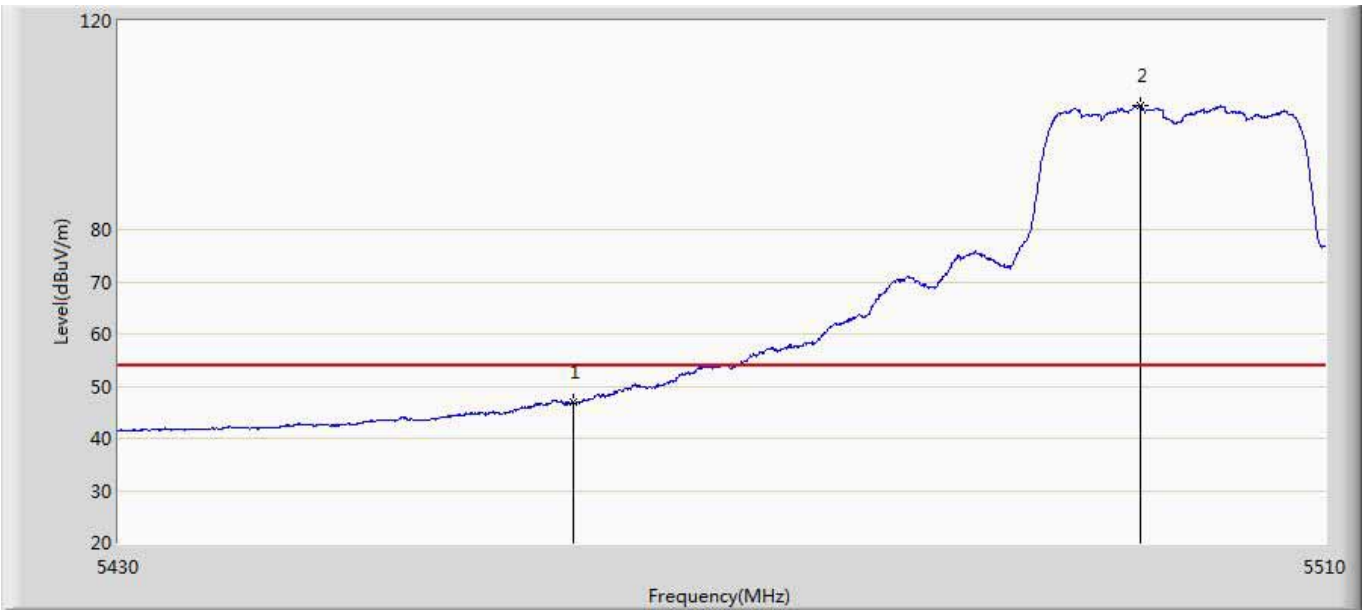

No	Mark	Frequency (MHz)	Measure Level (dBuV/m)	Reading Level (dBuV)	Over Limit (dB)	Limit (dBuV/m)	Factor (dB)	Type
1		5460.000	46.930	5.011	-7.070	54.000	41.919	AV
2	*	5497.720	103.850	61.867	49.850	54.000	41.983	AV

Engineer: Damon	
Site: AC5	Time: 2017/04/28 - 03:57
Limit: FCC_Part15.209_RE(3m)	Margin: 0
Probe: Horn_3117_00167055(1-18GHz)	Polarity: Horizontal
EUT: Access Point	Power: PoE 57V
Note: Mode 2:Transmit at channel 5320MHz by 11N20	

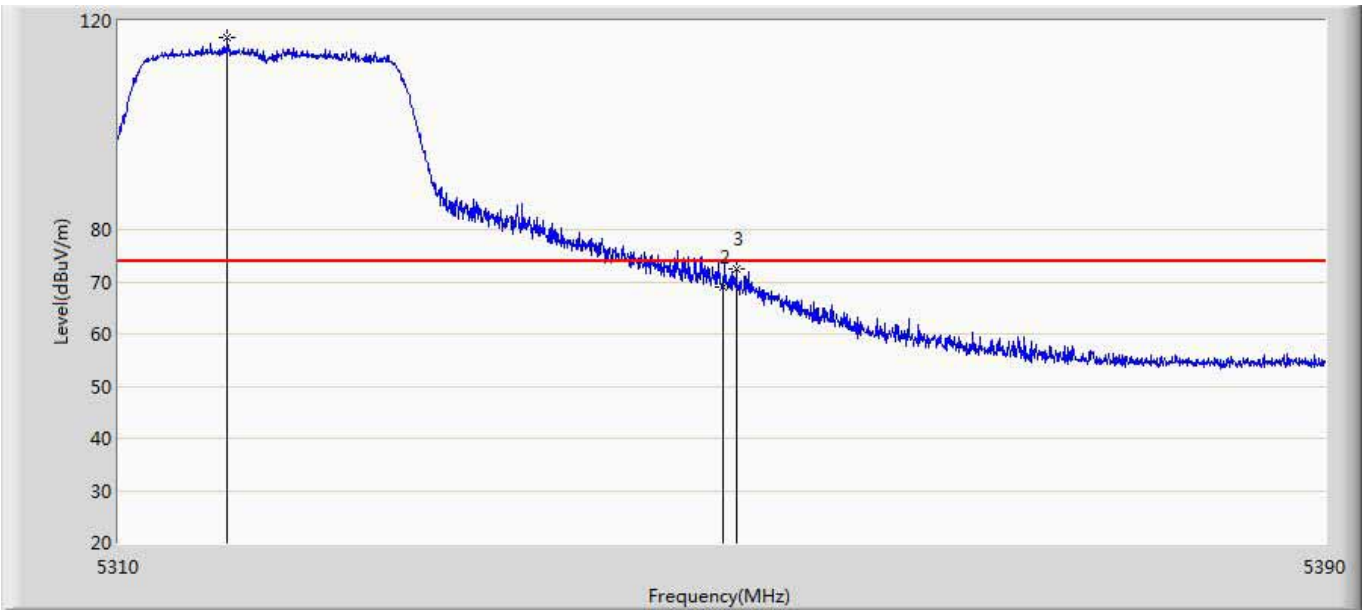

No	Mark	Frequency (MHz)	Measure Level (dBuV/m)	Reading Level (dBuV)	Over Limit (dB)	Limit (dBuV/m)	Factor (dB)	Type
1	*	5317.200	116.746	75.088	42.746	74.000	41.657	PK
2		5350.000	68.870	27.159	-5.130	74.000	41.711	PK
3		5350.840	72.382	30.662	-1.618	74.000	41.720	PK

Engineer: Damon	
Site: AC5	Time: 2017/04/28 - 04:01
Limit: FCC_Part15.209_RE(3m)	Margin: 0
Probe: Horn_3117_00167055(1-18GHz)	Polarity: Horizontal
EUT: Access Point	Power: PoE 57V
Note: Mode 2:Transmit at channel 5320MHz by 11N20	

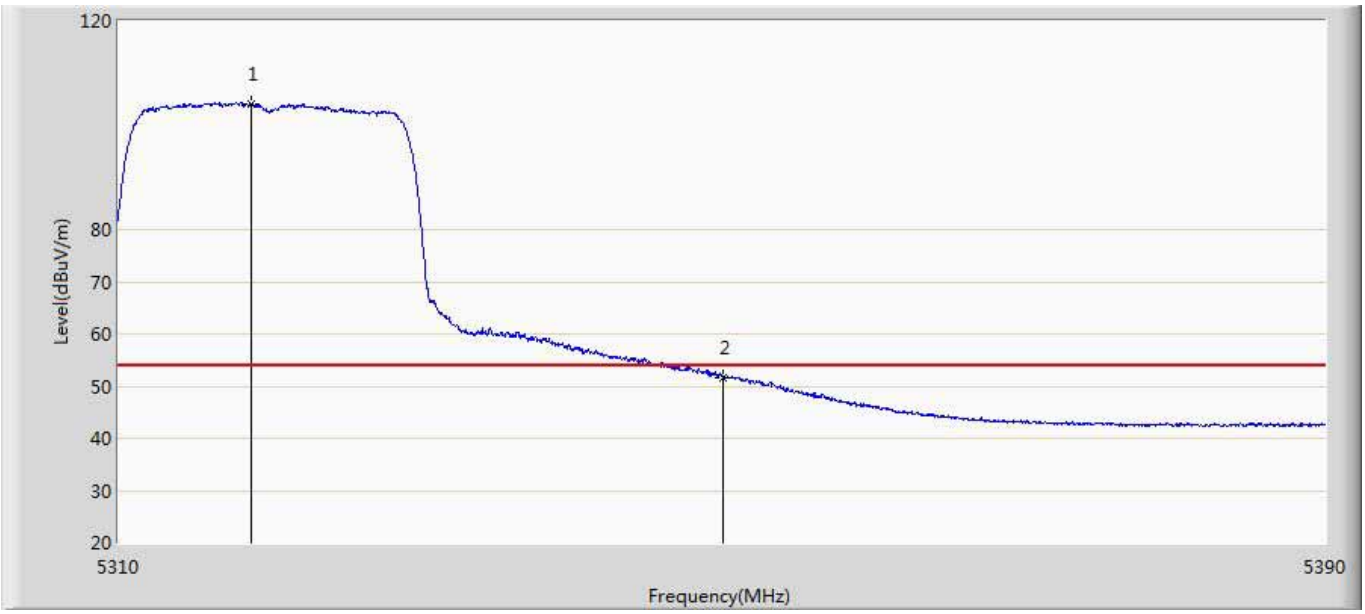

No	Mark	Frequency (MHz)	Measure Level (dBuV/m)	Reading Level (dBuV)	Over Limit (dB)	Limit (dBuV/m)	Factor (dB)	Type
1	*	5318.720	104.175	62.516	50.175	54.000	41.659	AV
2		5350.000	51.575	9.864	-2.425	54.000	41.711	AV

Engineer: Damon	
Site: AC5	Time: 2017/04/28 - 04:04
Limit: FCC_Part15.209_RE(3m)	Margin: 0
Probe: Horn_3117_00167055(1-18GHz)	Polarity: Vertical
EUT: Access Point	Power: PoE 57V
Note: Mode 2:Transmit at channel 5320MHz by 11N20	

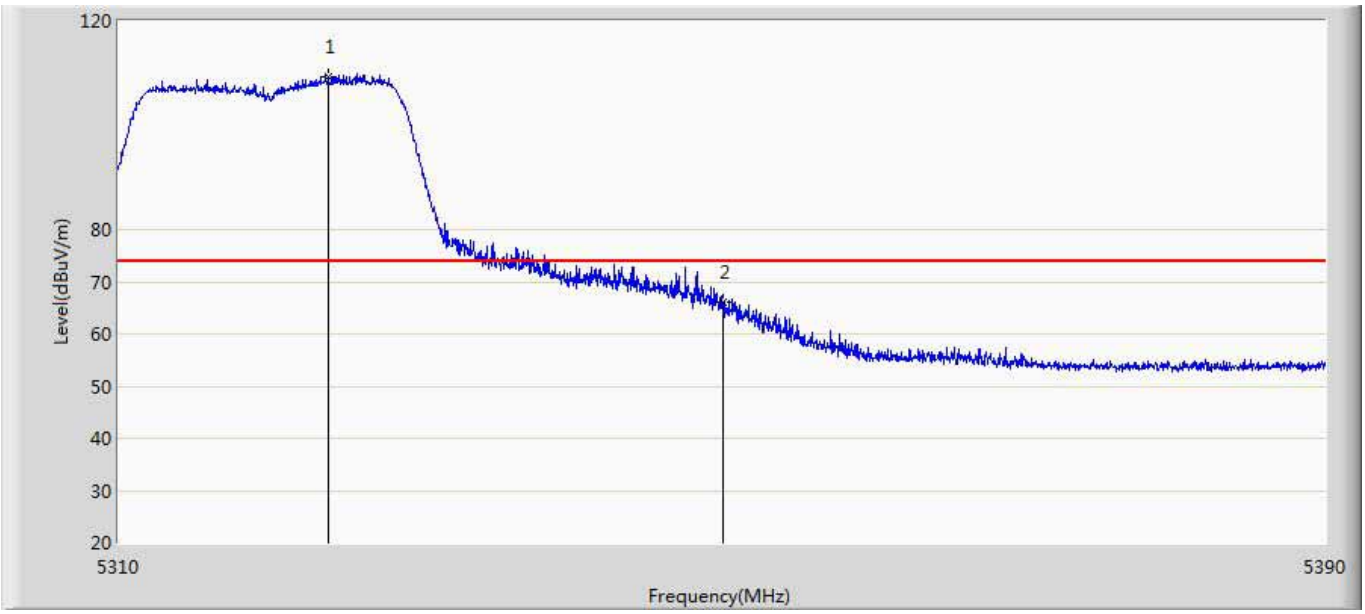

No	Mark	Frequency (MHz)	Measure Level (dBuV/m)	Reading Level (dBuV)	Over Limit (dB)	Limit (dBuV/m)	Factor (dB)	Type
1	*	5323.800	109.326	67.702	35.326	74.000	41.624	PK
2		5350.000	66.105	24.394	-7.895	74.000	41.711	PK

Engineer: Damon	
Site: AC5	Time: 2017/04/28 - 04:05
Limit: FCC_Part15.209_RE(3m)	Margin: 0
Probe: Horn_3117_00167055(1-18GHz)	Polarity: Vertical
EUT: Access Point	Power: PoE 57V
Note: Mode 2:Transmit at channel 5320MHz by 11N20	

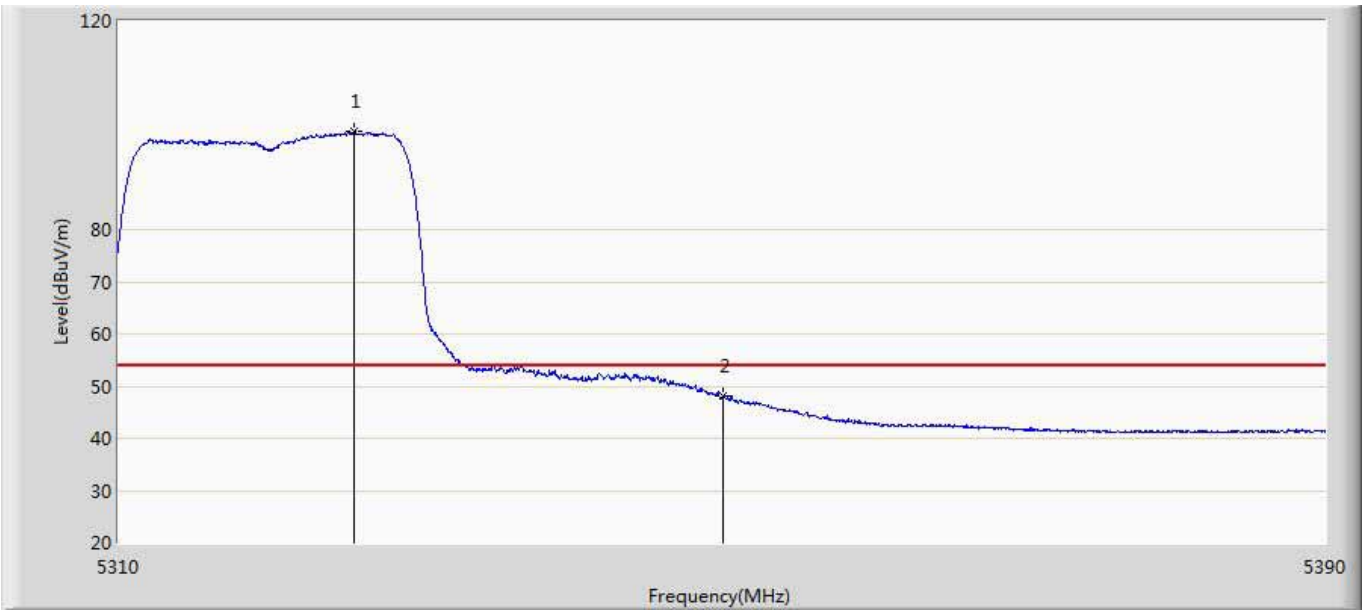

No	Mark	Frequency (MHz)	Measure Level (dBuV/m)	Reading Level (dBuV)	Over Limit (dB)	Limit (dBuV/m)	Factor (dB)	Type
1	*	5325.520	98.835	57.223	44.835	54.000	41.612	AV
2		5350.000	48.089	6.378	-5.911	54.000	41.711	AV

Engineer: Damon	
Site: AC5	Time: 2017/04/28 - 04:07
Limit: FCC_Part15.209_RE(3m)	Margin: 0
Probe: Horn_3117_00167055(1-18GHz)	Polarity: Horizontal
EUT: Access Point	Power: PoE 57V
Note: Mode 2:Transmit at channel 5500MHz by 11N20	

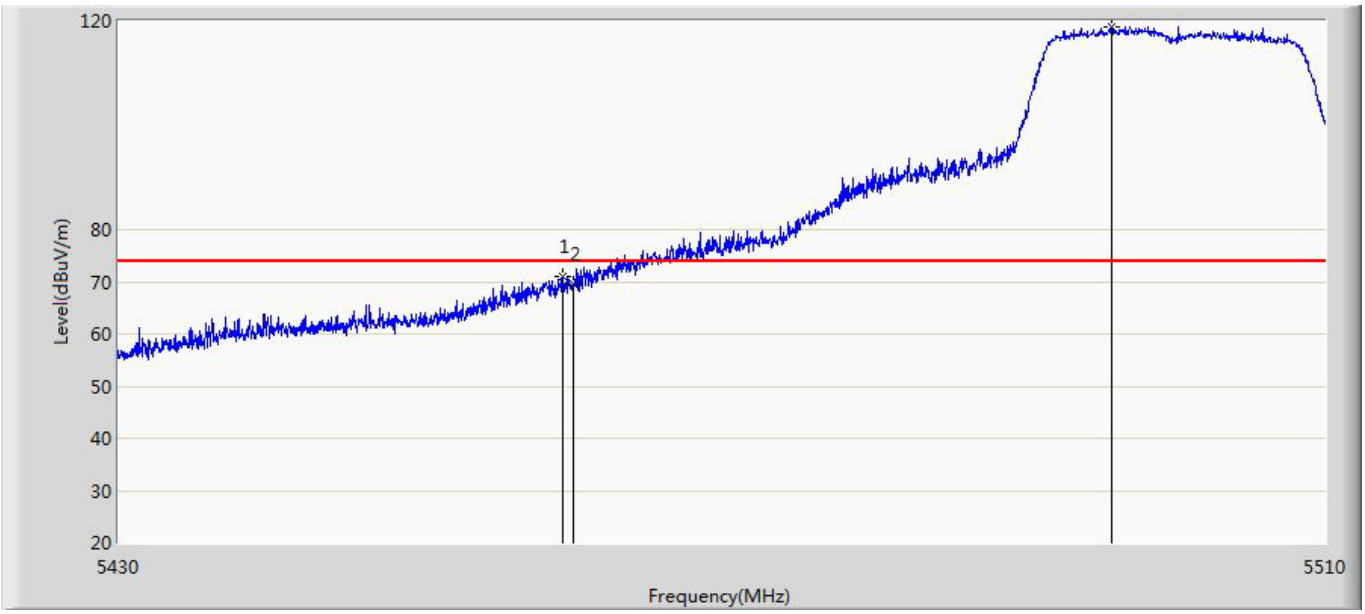

No	Mark	Frequency (MHz)	Measure Level (dBuV/m)	Reading Level (dBuV)	Over Limit (dB)	Limit (dBuV/m)	Factor (dB)	Type
1		5459.320	70.910	28.989	-3.090	74.000	41.920	PK
2		5460.000	69.639	27.720	-4.361	74.000	41.919	PK
3	*	5495.760	118.699	76.723	44.699	74.000	41.977	PK

Engineer: Damon	
Site: AC5	Time: 2017/04/28 - 04:12
Limit: FCC_Part15.209_RE(3m)	Margin: 0
Probe: Horn_3117_00167055(1-18GHz)	Polarity: Horizontal
EUT: Access Point	Power: PoE 57V
Note: Mode 2:Transmit at channel 5500MHz by 11N20	

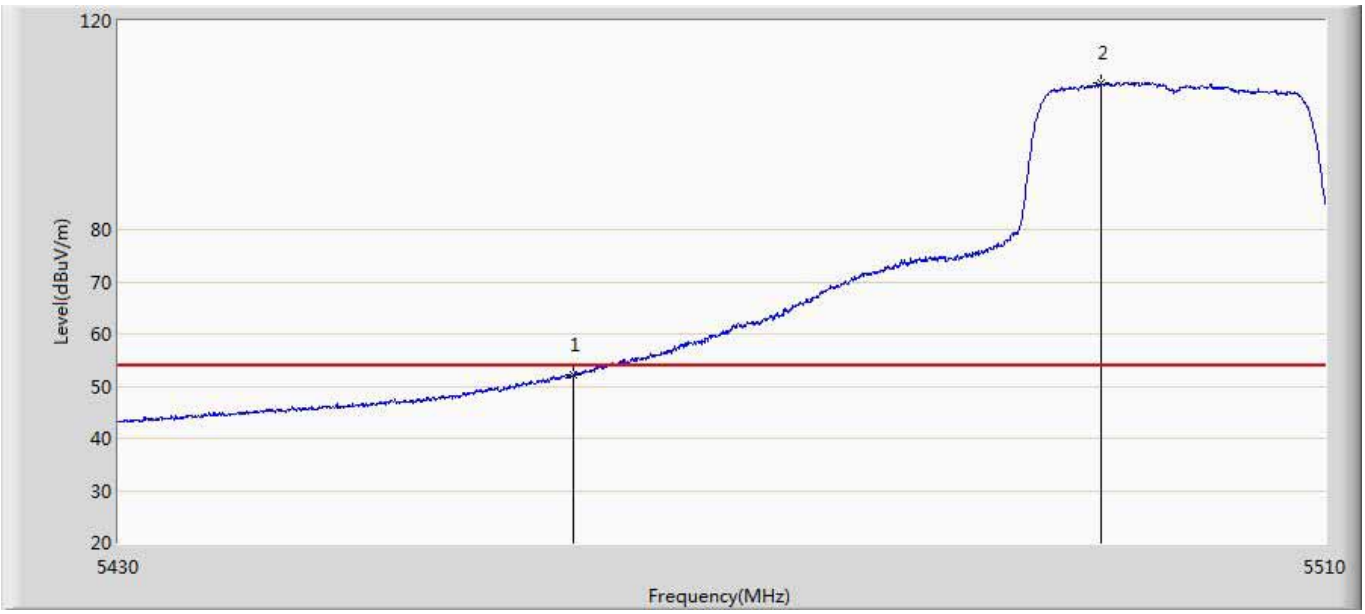

No	Mark	Frequency (MHz)	Measure Level (dBuV/m)	Reading Level (dBuV)	Over Limit (dB)	Limit (dBuV/m)	Factor (dB)	Type
1		5460.000	52.119	10.200	-1.881	54.000	41.919	AV
2	*	5495.040	108.063	66.089	54.063	54.000	41.974	AV

Engineer: Damon	
Site: AC5	Time: 2017/04/28 - 04:14
Limit: FCC_Part15.209_RE(3m)	Margin: 0
Probe: Horn_3117_00167055(1-18GHz)	Polarity: Vertical
EUT: Access Point	Power: PoE 57V
Note: Mode 2:Transmit at channel 5500MHz by 11N20	

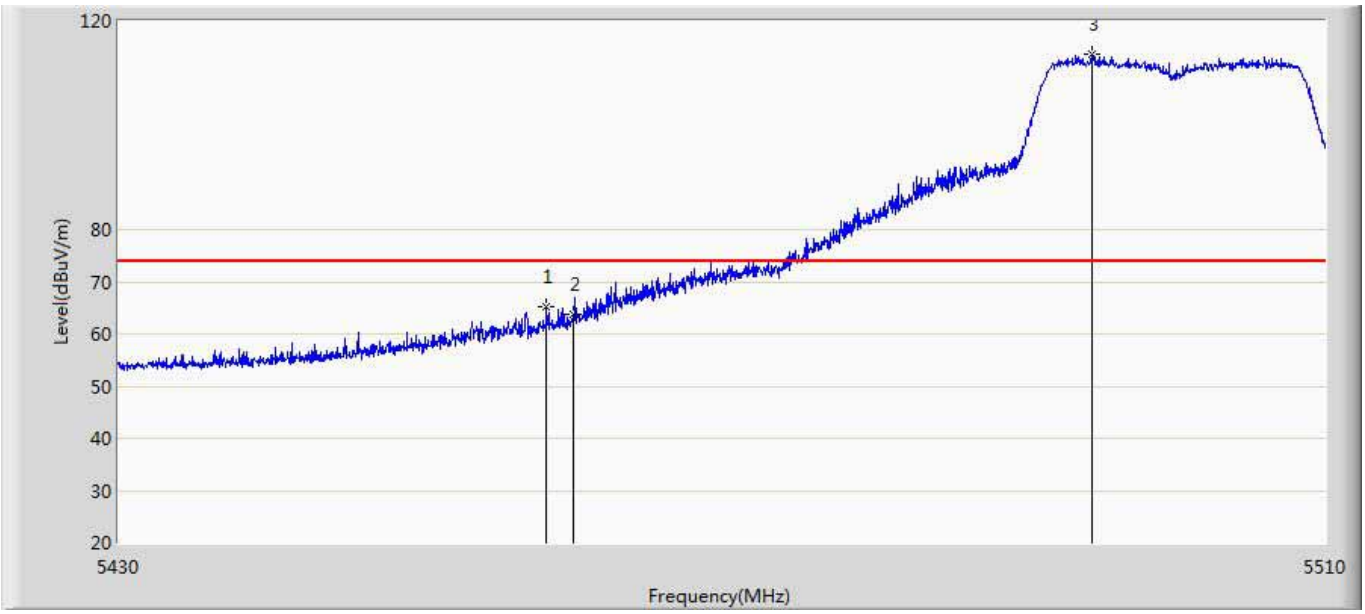

No	Mark	Frequency (MHz)	Measure Level (dBuV/m)	Reading Level (dBuV)	Over Limit (dB)	Limit (dBuV/m)	Factor (dB)	Type
1		5458.280	65.342	23.420	-8.658	74.000	41.922	PK
2		5460.000	63.630	21.711	-10.370	74.000	41.919	PK
3	*	5494.440	113.528	71.556	39.528	74.000	41.972	PK

Engineer: Damon	
Site: AC5	Time: 2017/04/28 - 04:18
Limit: FCC_Part15.209_RE(3m)	Margin: 0
Probe: Horn_3117_00167055(1-18GHz)	Polarity: Vertical
EUT: Access Point	Power: PoE 57V
Note: Mode 2:Transmit at channel 5500MHz by 11N20	

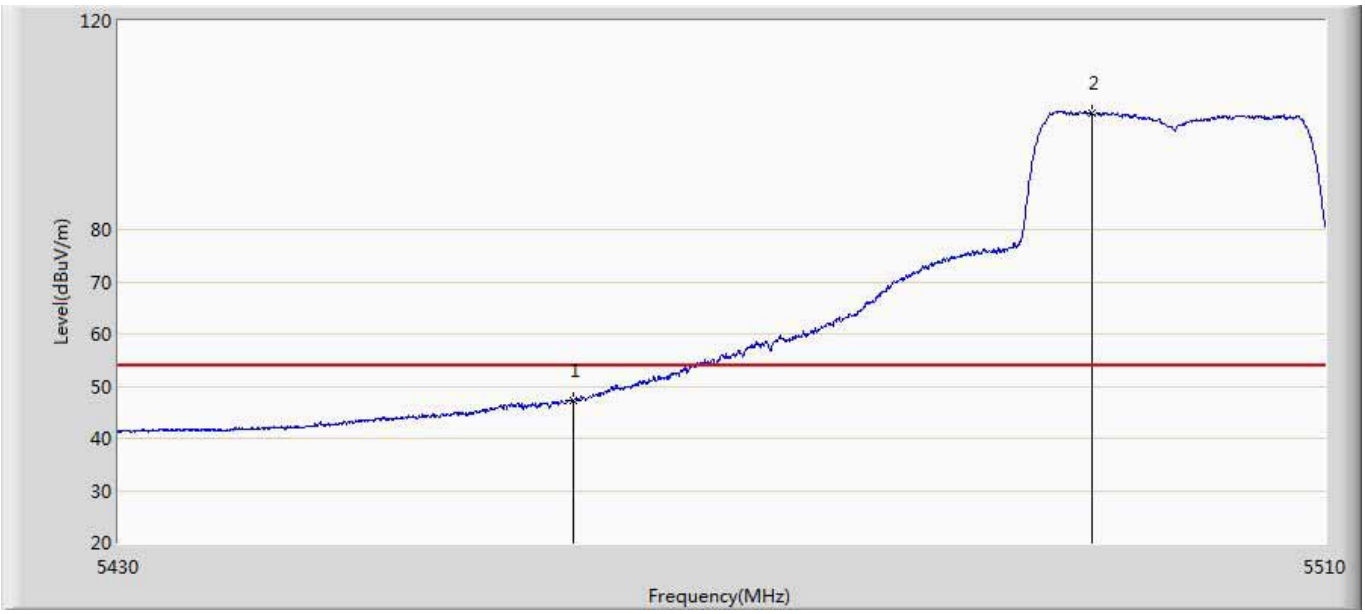

No	Mark	Frequency (MHz)	Measure Level (dBuV/m)	Reading Level (dBuV)	Over Limit (dB)	Limit (dBuV/m)	Factor (dB)	Type
1		5460.000	47.104	5.185	-6.896	54.000	41.919	AV
2	*	5494.480	102.459	60.487	48.459	54.000	41.972	AV

Engineer: Damon	
Site: AC5	Time: 2017/04/28 - 04:19
Limit: FCC_Part15.209_RE(3m)	Margin: 0
Probe: Horn_3117_00167055(1-18GHz)	Polarity: Horizontal
EUT: Access Point	Power: PoE 57V
Note: Mode 3:Transmit at channel 5320MHz by 11AC20	

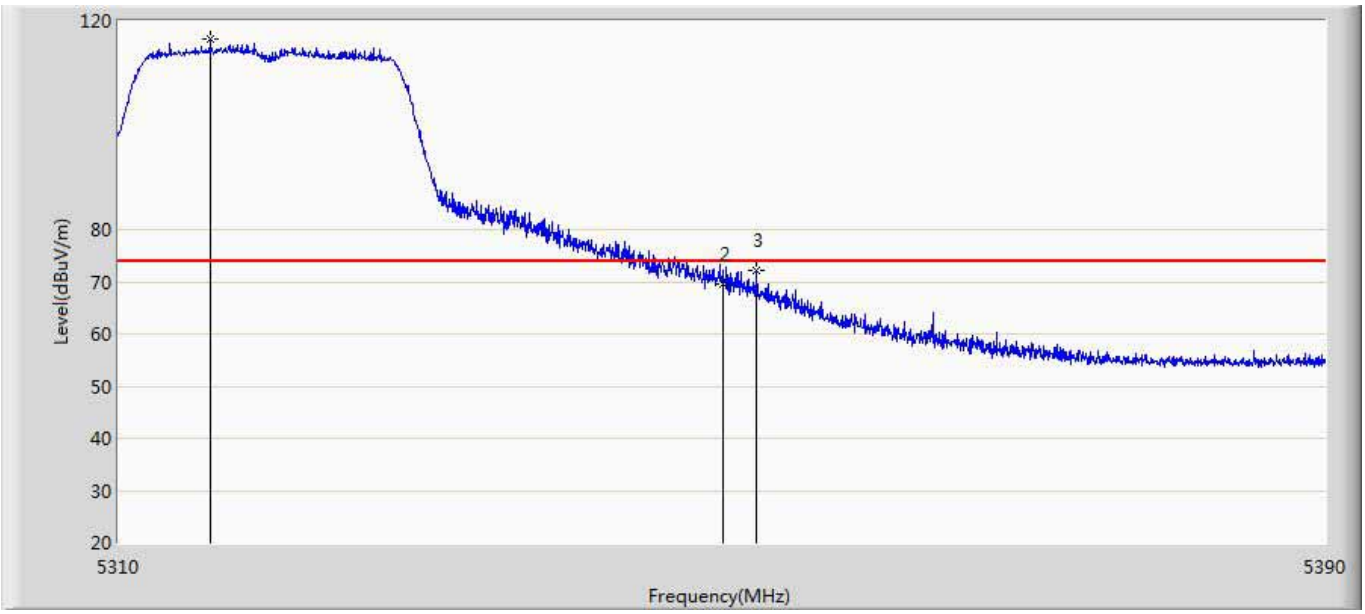

No	Mark	Frequency (MHz)	Measure Level (dBuV/m)	Reading Level (dBuV)	Over Limit (dB)	Limit (dBuV/m)	Factor (dB)	Type
1	*	5316.080	116.576	74.927	42.576	74.000	41.648	PK
2		5350.000	69.503	27.792	-4.497	74.000	41.711	PK
3		5352.200	72.090	30.358	-1.910	74.000	41.731	PK

Engineer: Damon	
Site: AC5	Time: 2017/04/28 - 04:37
Limit: FCC_Part15.209_RE(3m)	Margin: 0
Probe: Horn_3117_00167055(1-18GHz)	Polarity: Horizontal
EUT: Access Point	Power: PoE 57V
Note: Mode 3:Transmit at channel 5320MHz by 11AC20	

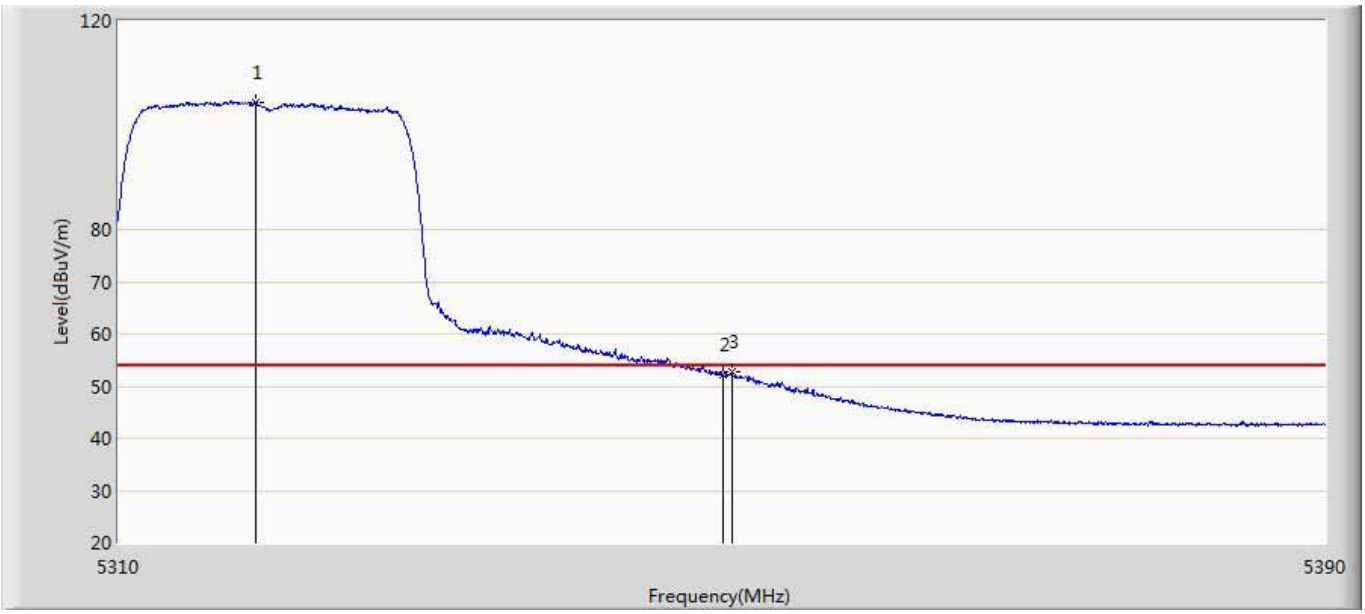

No	Mark	Frequency (MHz)	Measure Level (dBuV/m)	Reading Level (dBuV)	Over Limit (dB)	Limit (dBuV/m)	Factor (dB)	Type
1	*	5319.080	104.329	62.672	50.329	54.000	41.656	AV
2		5350.000	52.050	10.339	-1.950	54.000	41.711	AV
3		5350.520	52.840	11.123	-1.160	54.000	41.717	AV

Engineer: Damon	
Site: AC5	Time: 2017/04/28 - 04:39
Limit: FCC_Part15.209_RE(3m)	Margin: 0
Probe: Horn_3117_00167055(1-18GHz)	Polarity: Vertical
EUT: Access Point	Power: PoE 57V
Note: Mode 3:Transmit at channel 5320MHz by 11AC20	

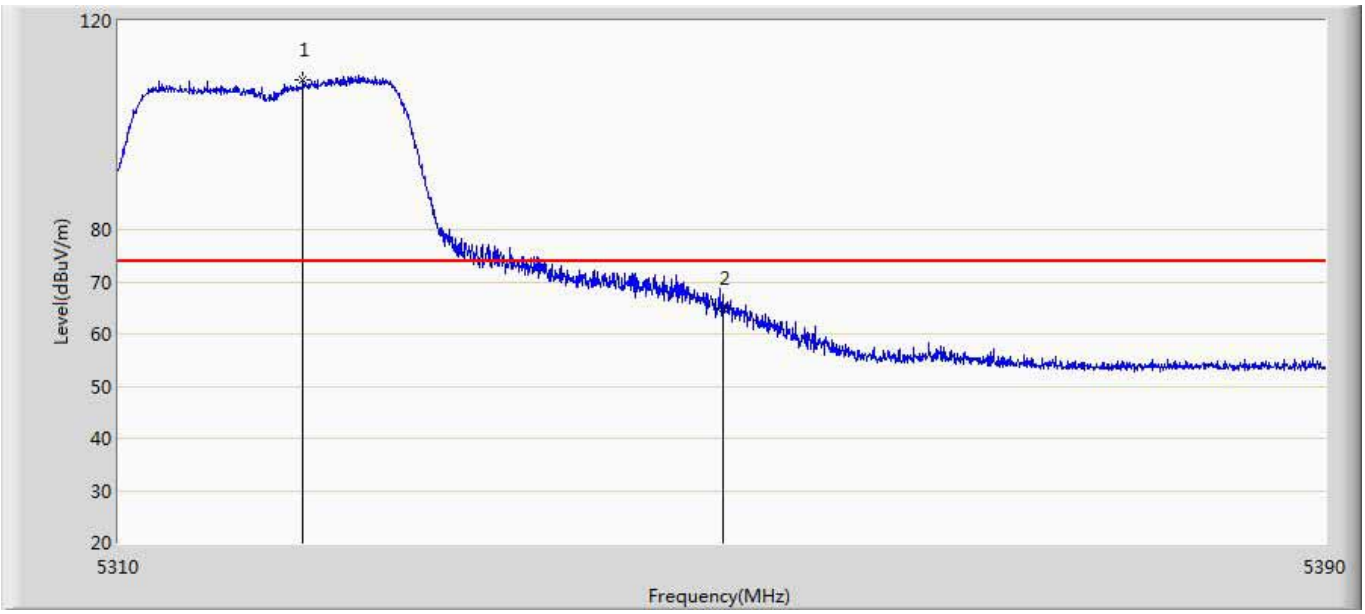

No	Mark	Frequency (MHz)	Measure Level (dBuV/m)	Reading Level (dBuV)	Over Limit (dB)	Limit (dBuV/m)	Factor (dB)	Type
1	*	5322.200	108.677	67.042	34.677	74.000	41.635	PK
2		5350.000	64.989	23.278	-9.011	74.000	41.711	PK

Engineer: Damon	
Site: AC5	Time: 2017/04/28 - 04:41
Limit: FCC_Part15.209_RE(3m)	Margin: 0
Probe: Horn_3117_00167055(1-18GHz)	Polarity: Vertical
EUT: Access Point	Power: PoE 57V
Note: Mode 3:Transmit at channel 5320MHz by 11AC20	

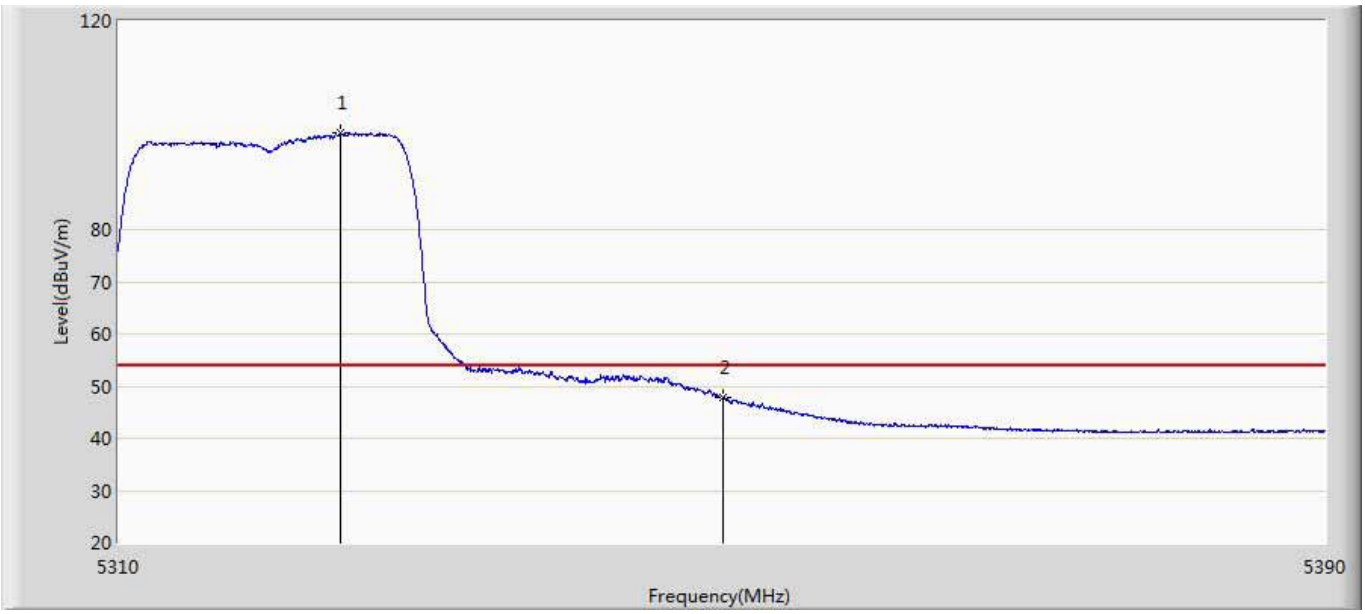

No	Mark	Frequency (MHz)	Measure Level (dBuV/m)	Reading Level (dBuV)	Over Limit (dB)	Limit (dBuV/m)	Factor (dB)	Type
1	*	5324.680	98.461	56.843	44.461	54.000	41.618	AV
2		5350.000	47.709	5.998	-6.291	54.000	41.711	AV

Engineer: Damon	
Site: AC5	Time: 2017/04/28 - 04:44
Limit: FCC_Part15.209_RE(3m)	Margin: 0
Probe: Horn_3117_00167055(1-18GHz)	Polarity: Horizontal
EUT: Access Point	Power: PoE 57V
Note: Mode 3:Transmit at channel 5500MHz by 11AC20	

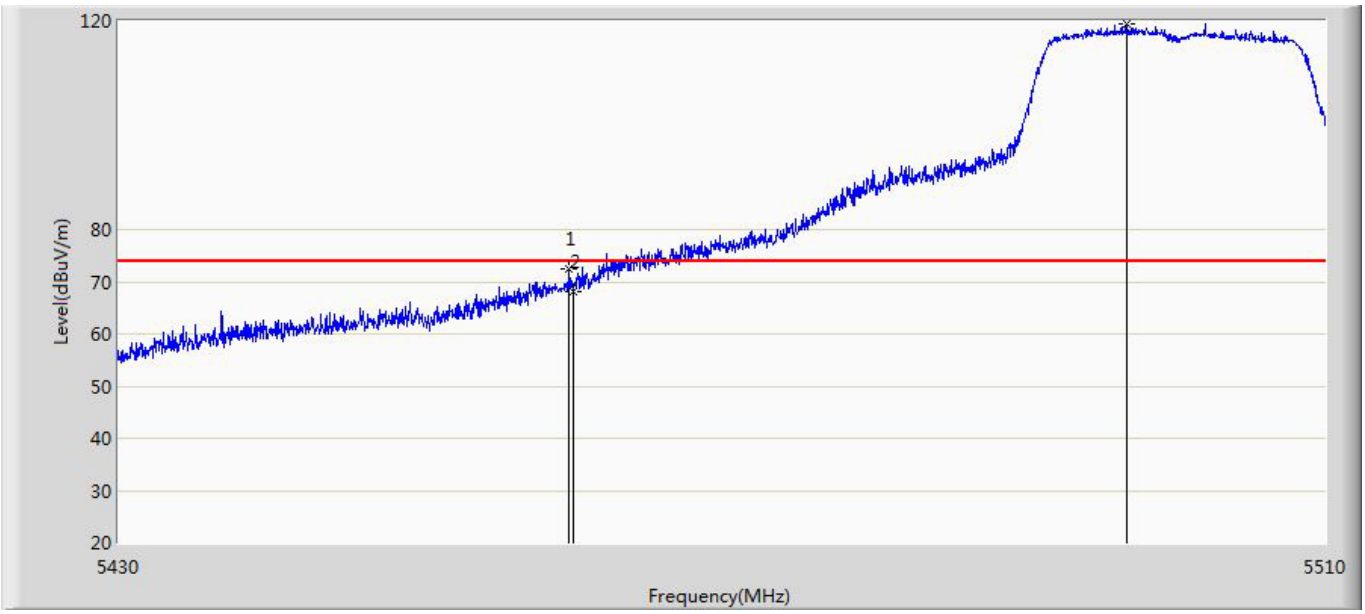

No	Mark	Frequency (MHz)	Measure Level (dBuV/m)	Reading Level (dBuV)	Over Limit (dB)	Limit (dBuV/m)	Factor (dB)	Type
1		5459.760	72.389	30.469	-1.611	74.000	41.920	PK
2		5460.000	68.221	26.302	-5.779	74.000	41.919	PK
3	*	5496.800	119.490	77.510	45.490	74.000	41.980	PK

Engineer: Damon	
Site: AC5	Time: 2017/04/28 - 04:46
Limit: FCC_Part15.209_RE(3m)	Margin: 0
Probe: Horn_3117_00167055(1-18GHz)	Polarity: Horizontal
EUT: Access Point	Power: PoE 57V
Note: Mode 3:Transmit at channel 5500MHz by 11AC20	

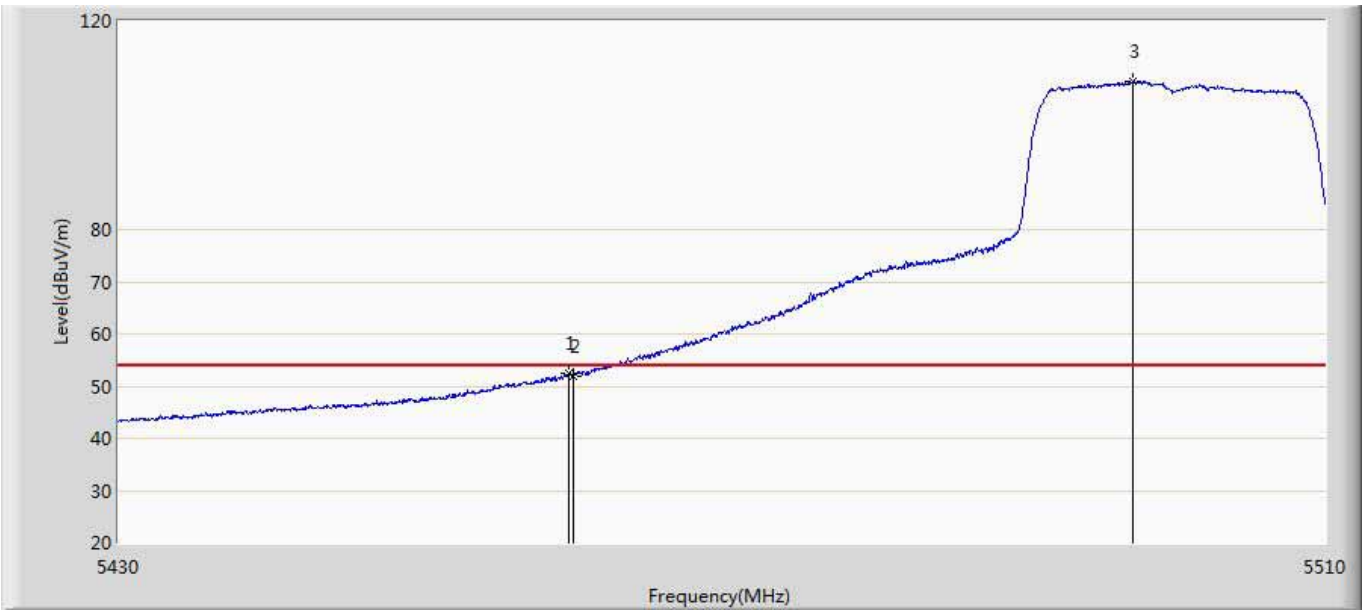

No	Mark	Frequency (MHz)	Measure Level (dBuV/m)	Reading Level (dBuV)	Over Limit (dB)	Limit (dBuV/m)	Factor (dB)	Type
1		5459.720	52.519	10.599	-1.481	54.000	41.920	AV
2		5460.000	51.740	9.821	-2.260	54.000	41.919	AV
3	*	5497.160	108.409	66.428	54.409	54.000	41.981	AV

Engineer: Damon	
Site: AC5	Time: 2017/04/28 - 04:48
Limit: FCC_Part15.209_RE(3m)	Margin: 0
Probe: Horn_3117_00167055(1-18GHz)	Polarity: Vertical
EUT: Access Point	Power: PoE 57V
Note: Mode 3:Transmit at channel 5500MHz by 11AC20	

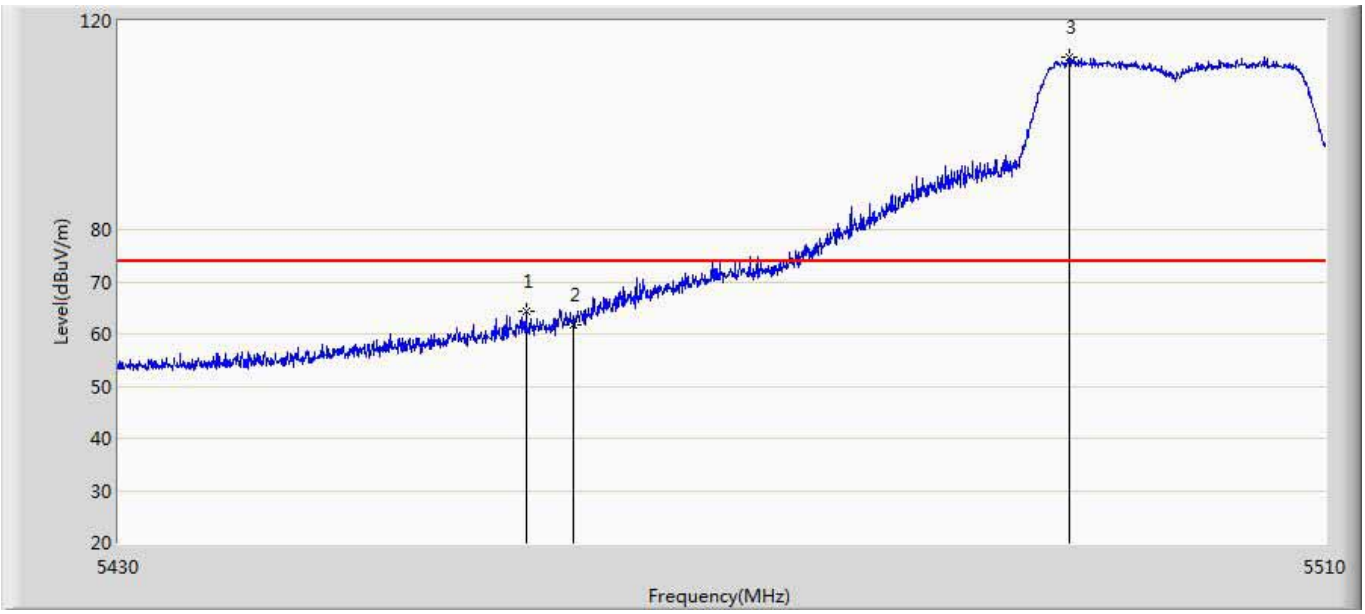

No	Mark	Frequency (MHz)	Measure Level (dBuV/m)	Reading Level (dBuV)	Over Limit (dB)	Limit (dBuV/m)	Factor (dB)	Type
1		5456.920	64.424	22.500	-9.576	74.000	41.924	PK
2		5460.000	61.635	19.716	-12.365	74.000	41.919	PK
3	*	5493.000	113.145	71.178	39.145	74.000	41.967	PK

Engineer: Damon	
Site: AC5	Time: 2017/04/28 - 04:49
Limit: FCC_Part15.209_RE(3m)	Margin: 0
Probe: Horn_3117_00167055(1-18GHz)	Polarity: Vertical
EUT: Access Point	Power: PoE 57V
Note: Mode 3:Transmit at channel 5500MHz by 11AC20	

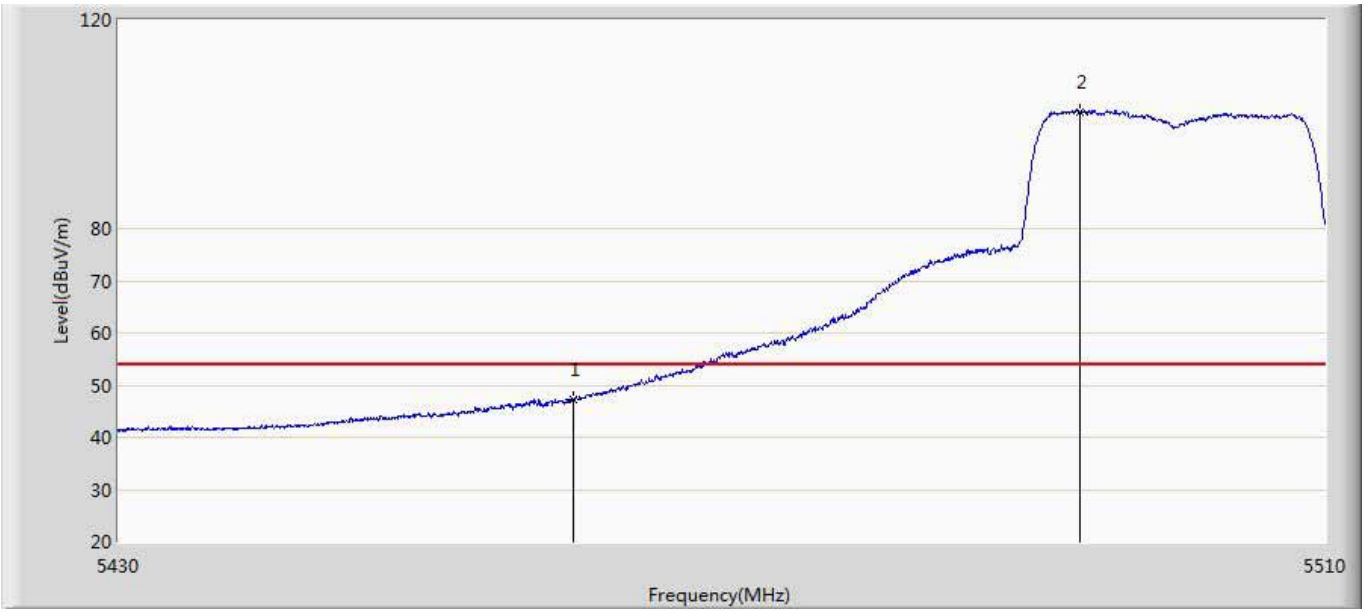

No	Mark	Frequency (MHz)	Measure Level (dBuV/m)	Reading Level (dBuV)	Over Limit (dB)	Limit (dBuV/m)	Factor (dB)	Type
1		5460.000	47.260	5.341	-6.740	54.000	41.919	AV
2	*	5493.640	102.457	60.488	48.457	54.000	41.969	AV

Engineer: Damon	
Site: AC5	Time: 2017/04/28 - 04:51
Limit: FCC_Part15.209_RE(3m)	Margin: 0
Probe: Horn_3117_00167055(1-18GHz)	Polarity: Horizontal
EUT: Access Point	Power: PoE 57V
Note: Mode 4:Transmit at channel 5310MHz by 11N40	

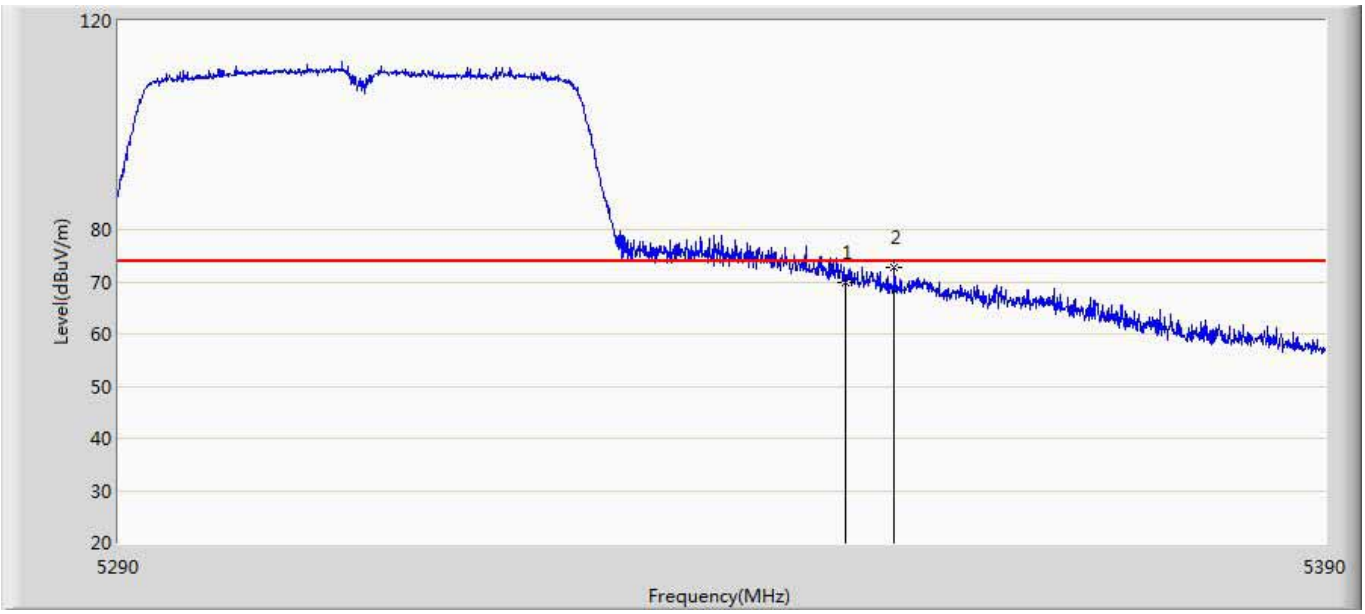

No	Mark	Frequency (MHz)	Measure Level (dBuV/m)	Reading Level (dBuV)	Over Limit (dB)	Limit (dBuV/m)	Factor (dB)	Type
1		5350.000	69.855	28.144	-4.145	74.000	41.711	PK
2	*	5354.100	72.649	30.930	-1.351	74.000	41.719	PK

Engineer: Damon	
Site: AC5	Time: 2017/04/28 - 04:55
Limit: FCC_Part15.209_RE(3m)	Margin: 0
Probe: Horn_3117_00167055(1-18GHz)	Polarity: Horizontal
EUT: Access Point	Power: PoE 57V
Note: Mode 4:Transmit at channel 5310MHz by 11N40	

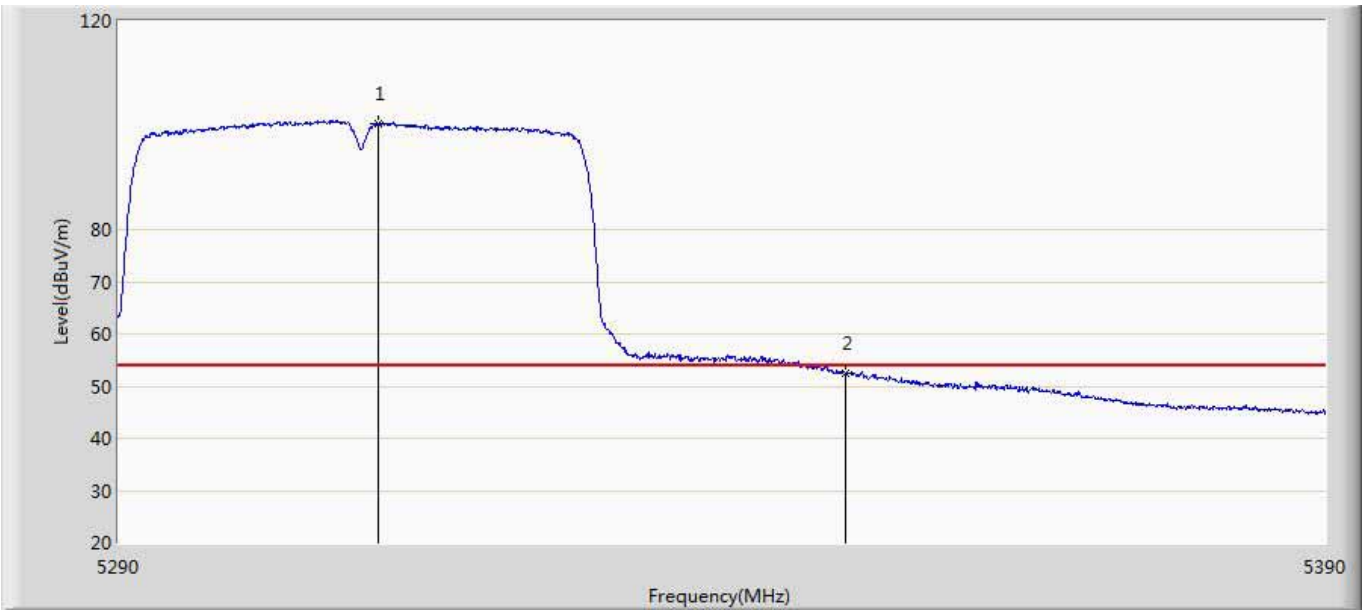

No	Mark	Frequency (MHz)	Measure Level (dBuV/m)	Reading Level (dBuV)	Over Limit (dB)	Limit (dBuV/m)	Factor (dB)	Type
1	*	5311.400	100.330	58.719	46.330	54.000	41.610	AV
2		5350.000	52.352	10.641	-1.648	54.000	41.711	AV

Engineer: Damon	
Site: AC5	Time: 2017/04/28 - 04:56
Limit: FCC_Part15.209_RE(3m)	Margin: 0
Probe: Horn_3117_00167055(1-18GHz)	Polarity: Vertical
EUT: Access Point	Power: PoE 57V
Note: Mode 4:Transmit at channel 5310MHz by 11N40	

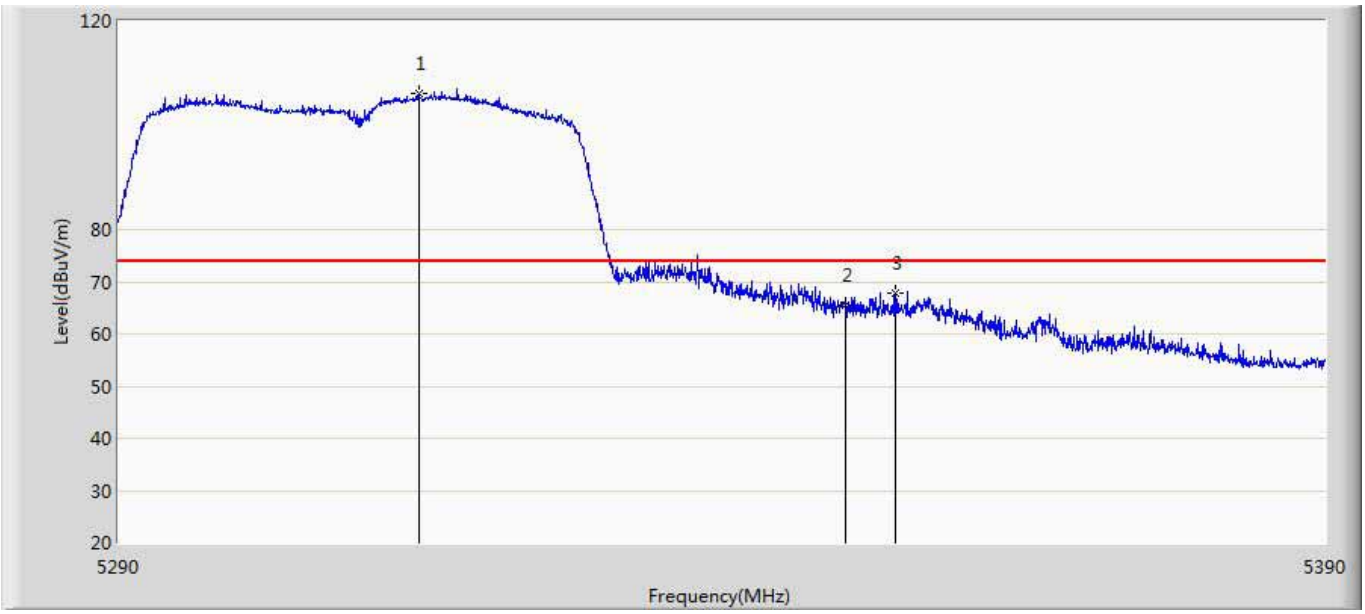

No	Mark	Frequency (MHz)	Measure Level (dBuV/m)	Reading Level (dBuV)	Over Limit (dB)	Limit (dBuV/m)	Factor (dB)	Type
1	*	5314.700	106.096	64.459	32.096	74.000	41.638	PK
2		5350.000	65.601	23.890	-8.399	74.000	41.711	PK
3		5354.150	67.755	26.037	-6.245	74.000	41.718	PK

Engineer: Damon	
Site: AC5	Time: 2017/04/28 - 04:58
Limit: FCC_Part15.209_RE(3m)	Margin: 0
Probe: Horn_3117_00167055(1-18GHz)	Polarity: Vertical
EUT: Access Point	Power: PoE 57V
Note: Mode 4:Transmit at channel 5310MHz by 11N40	

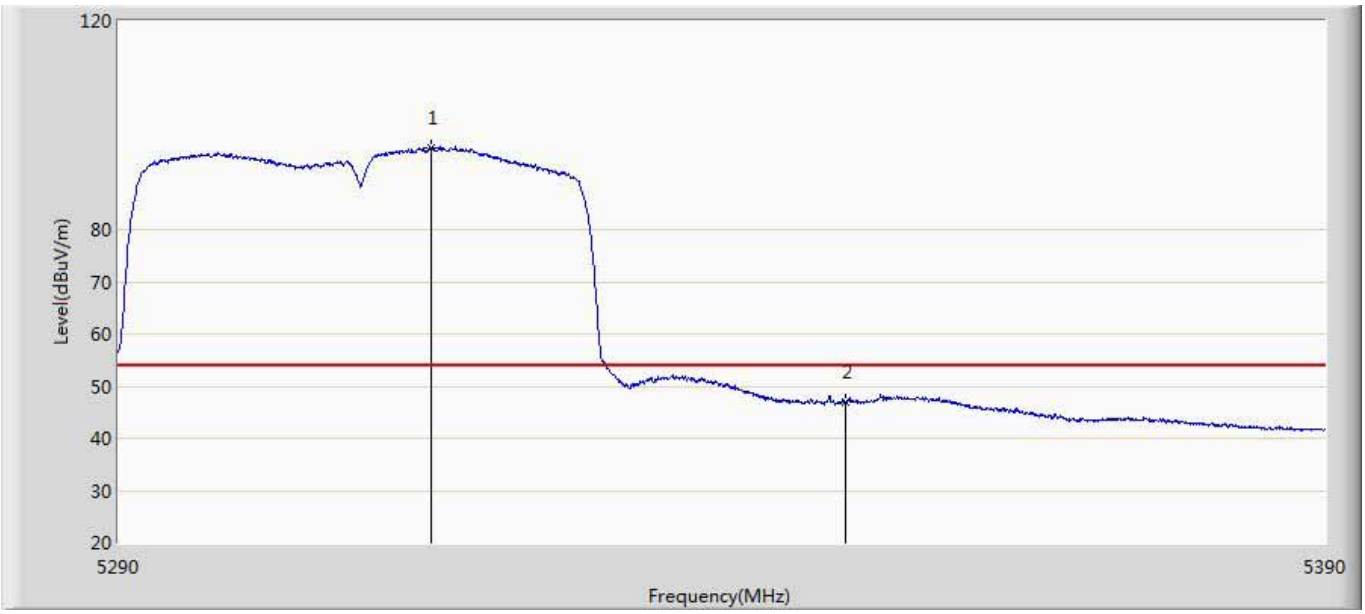

No	Mark	Frequency (MHz)	Measure Level (dBuV/m)	Reading Level (dBuV)	Over Limit (dB)	Limit (dBuV/m)	Factor (dB)	Type
1	*	5315.700	95.634	53.989	41.634	54.000	41.646	AV
2		5350.000	46.929	5.218	-7.071	54.000	41.711	AV

Engineer: Damon	
Site: AC5	Time: 2017/04/28 - 05:00
Limit: FCC_Part15.209_RE(3m)	Margin: 0
Probe: Horn_3117_00167055(1-18GHz)	Polarity: Horizontal
EUT: Access Point	Power: PoE 57V
Note: Mode 4:Transmit at channel 5510MHz by 11N40	

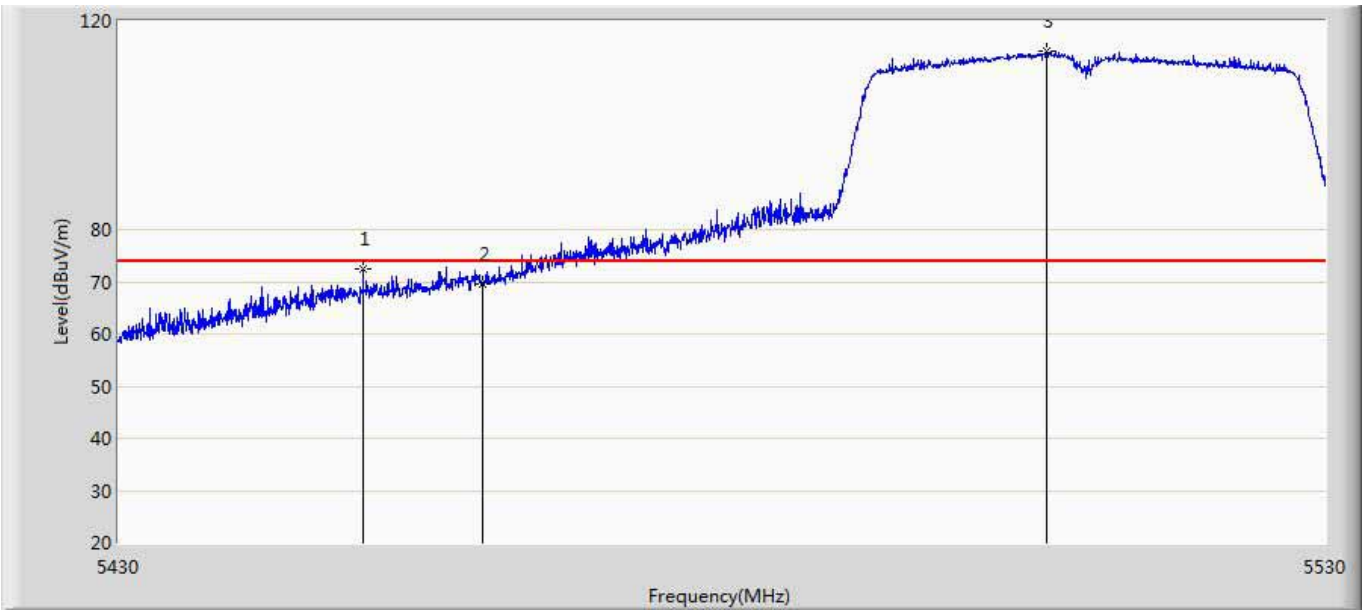

No	Mark	Frequency (MHz)	Measure Level (dBuV/m)	Reading Level (dBuV)	Over Limit (dB)	Limit (dBuV/m)	Factor (dB)	Type
1		5450.150	72.584	30.675	-1.416	74.000	41.909	PK
2		5460.000	69.686	27.767	-4.314	74.000	41.919	PK
3	*	5506.750	114.182	72.183	40.182	74.000	41.998	PK

Engineer: Damon	
Site: AC5	Time: 2017/04/28 - 05:06
Limit: FCC_Part15.209_RE(3m)	Margin: 0
Probe: Horn_3117_00167055(1-18GHz)	Polarity: Horizontal
EUT: Access Point	Power: PoE 57V
Note: Mode 4:Transmit at channel 5510MHz by 11N40	

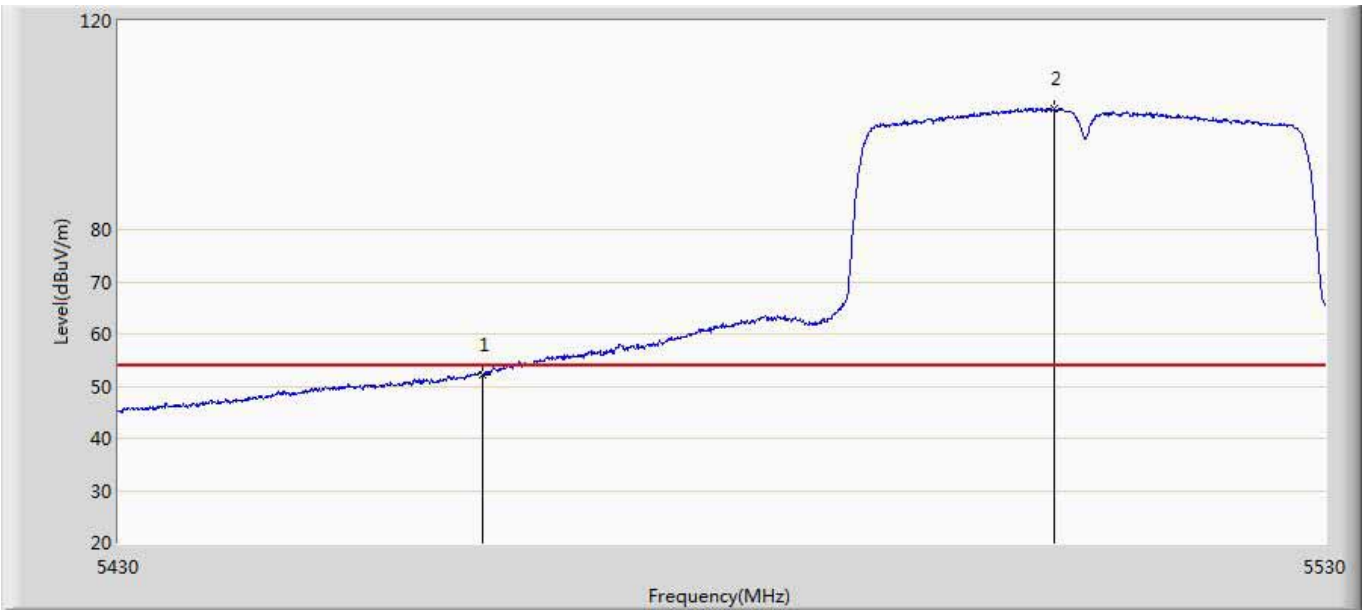

No	Mark	Frequency (MHz)	Measure Level (dBuV/m)	Reading Level (dBuV)	Over Limit (dB)	Limit (dBuV/m)	Factor (dB)	Type
1		5460.000	52.152	10.233	-1.848	54.000	41.919	AV
2	*	5507.350	103.076	61.080	49.076	54.000	41.996	AV

Engineer: Damon	
Site: AC5	Time: 2017/04/28 - 05:09
Limit: FCC_Part15.209_RE(3m)	Margin: 0
Probe: Horn_3117_00167055(1-18GHz)	Polarity: Vertical
EUT: Access Point	Power: PoE 57V
Note: Mode 4:Transmit at channel 5510MHz by 11N40	

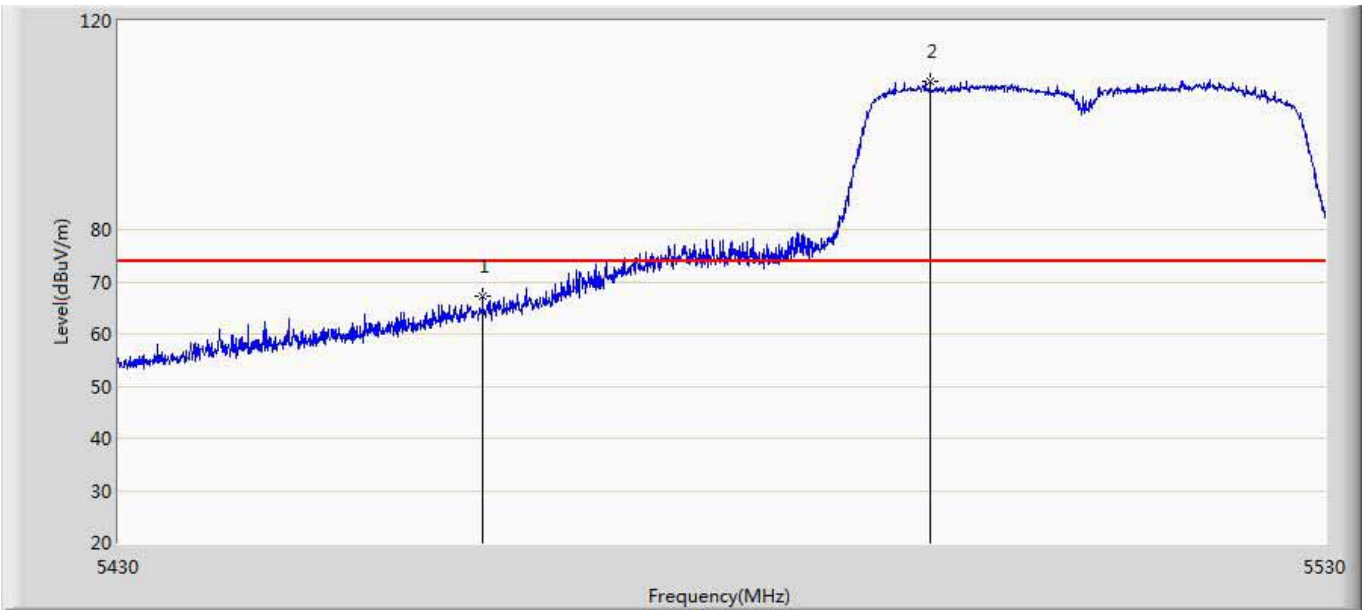

No	Mark	Frequency (MHz)	Measure Level (dBuV/m)	Reading Level (dBuV)	Over Limit (dB)	Limit (dBuV/m)	Factor (dB)	Type
1		5460.000	67.250	25.331	-6.750	74.000	41.919	PK
2	*	5497.100	108.543	66.562	34.543	74.000	41.981	PK

Engineer: Damon	
Site: AC5	Time: 2017/04/28 - 05:11
Limit: FCC_Part15.209_RE(3m)	Margin: 0
Probe: Horn_3117_00167055(1-18GHz)	Polarity: Vertical
EUT: Access Point	Power: PoE 57V
Note: Mode 4:Transmit at channel 5510MHz by 11N40	

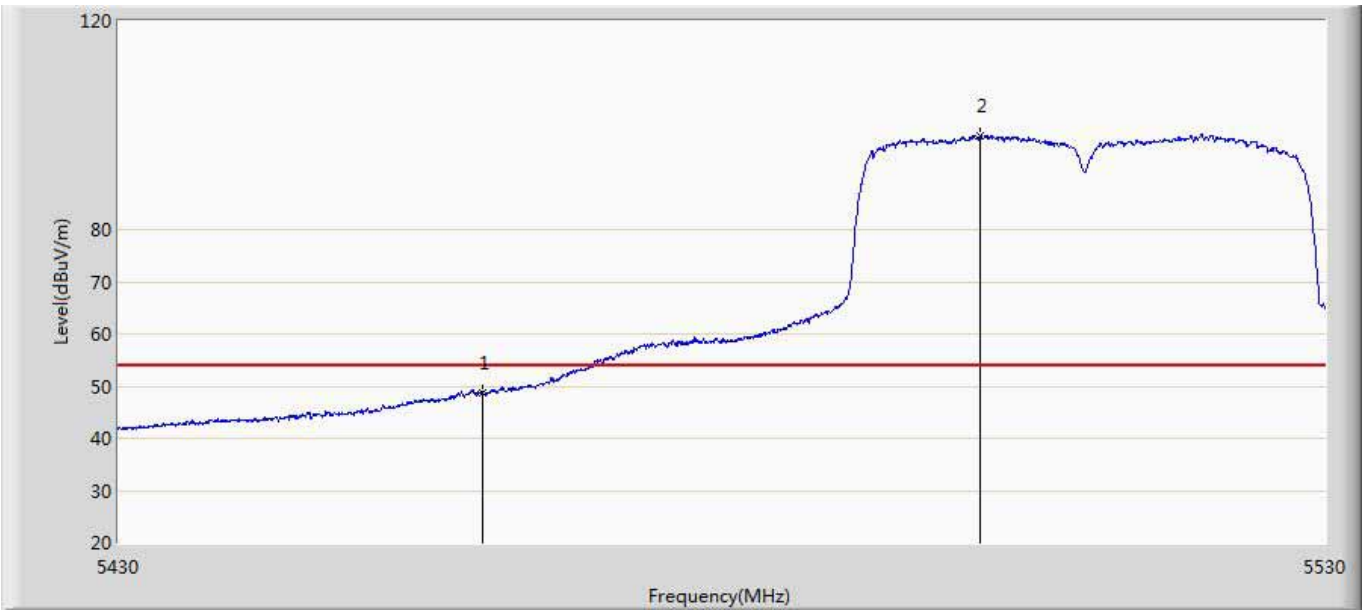

No	Mark	Frequency (MHz)	Measure Level (dBuV/m)	Reading Level (dBuV)	Over Limit (dB)	Limit (dBuV/m)	Factor (dB)	Type
1		5460.000	48.564	6.645	-5.436	54.000	41.919	AV
2	*	5501.300	97.834	55.839	43.834	54.000	41.996	AV

Engineer: Damon	
Site: AC5	Time: 2017/04/28 - 05:13
Limit: FCC_Part15.209_RE(3m)	Margin: 0
Probe: Horn_3117_00167055(1-18GHz)	Polarity: Horizontal
EUT: Access Point	Power: PoE 57V
Note: Mode 5:Transmit at channel 5310MHz by 11AC40	

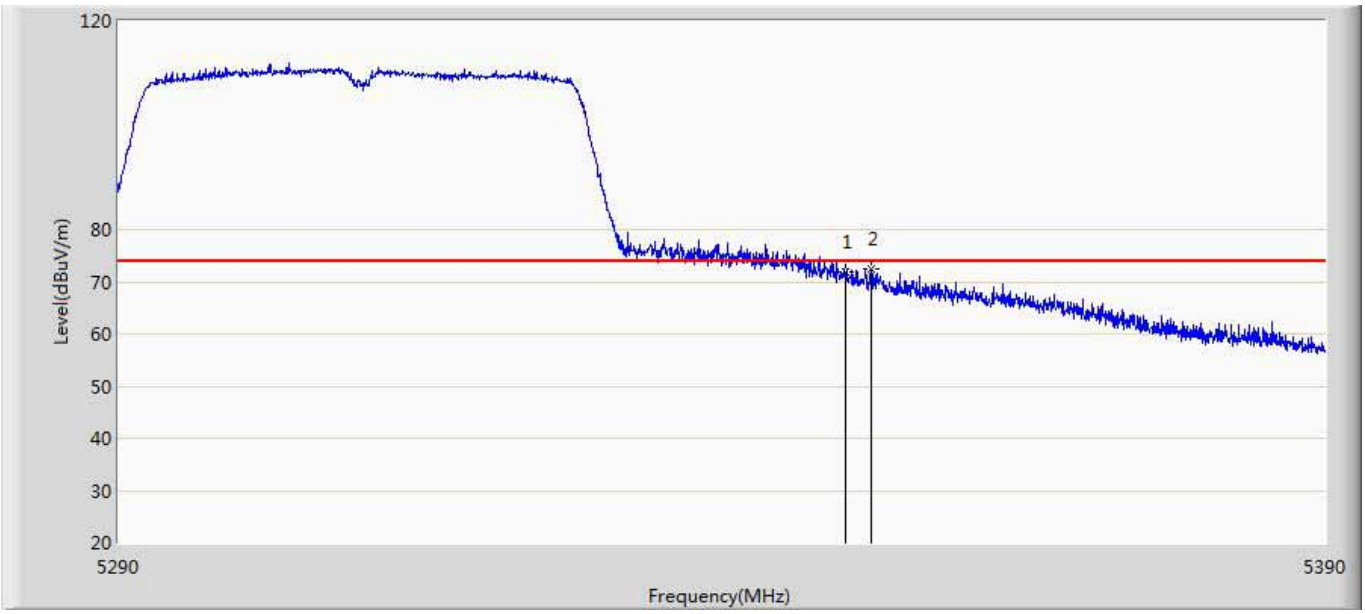

No	Mark	Frequency (MHz)	Measure Level (dBuV/m)	Reading Level (dBuV)	Over Limit (dB)	Limit (dBuV/m)	Factor (dB)	Type
1		5350.000	71.864	30.153	-2.136	74.000	41.711	PK
2	*	5352.150	72.384	30.652	-1.616	74.000	41.732	PK

Engineer: Damon	
Site: AC5	Time: 2017/04/28 - 05:18
Limit: FCC_Part15.209_RE(3m)	Margin: 0
Probe: Horn_3117_00167055(1-18GHz)	Polarity: Horizontal
EUT: Access Point	Power: PoE 57V
Note: Mode 5:Transmit at channel 5310MHz by 11AC40	

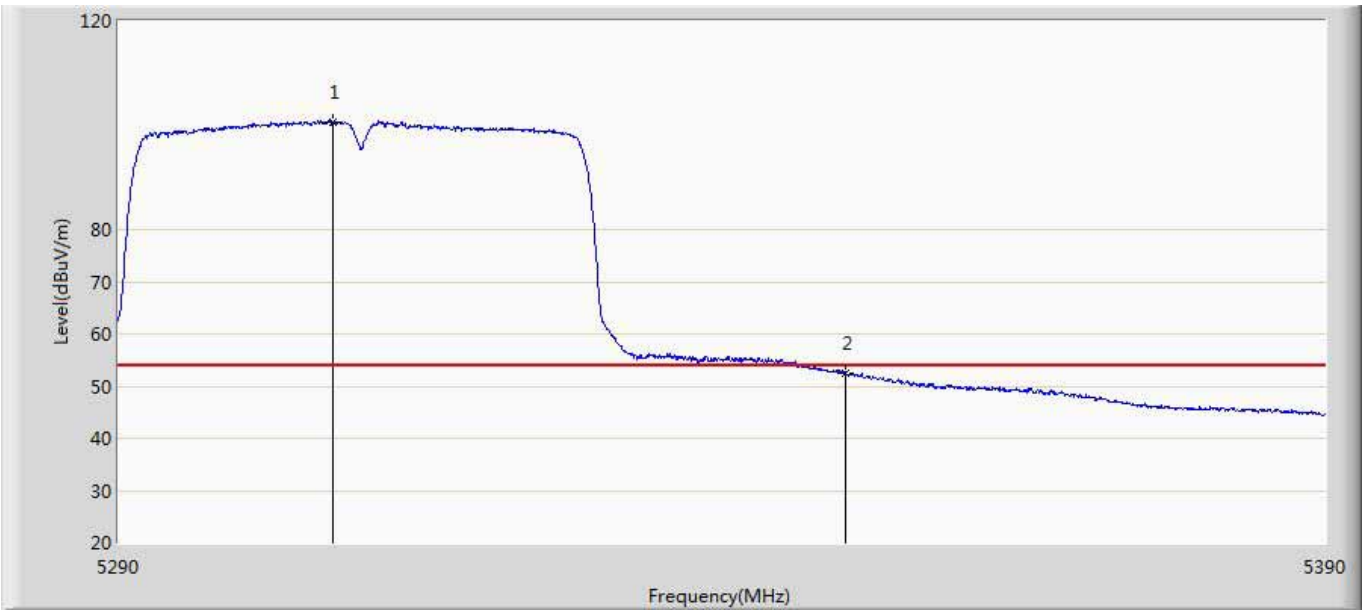

No	Mark	Frequency (MHz)	Measure Level (dBuV/m)	Reading Level (dBuV)	Over Limit (dB)	Limit (dBuV/m)	Factor (dB)	Type
1	*	5307.600	100.692	59.112	46.692	54.000	41.581	AV
2		5350.000	52.519	10.808	-1.481	54.000	41.711	AV

Engineer: Damon	
Site: AC5	Time: 2017/04/28 - 05:20
Limit: FCC_Part15.209_RE(3m)	Margin: 0
Probe: Horn_3117_00167055(1-18GHz)	Polarity: Vertical
EUT: Access Point	Power: PoE 57V
Note: Mode 5:Transmit at channel 5310MHz by 11AC40	

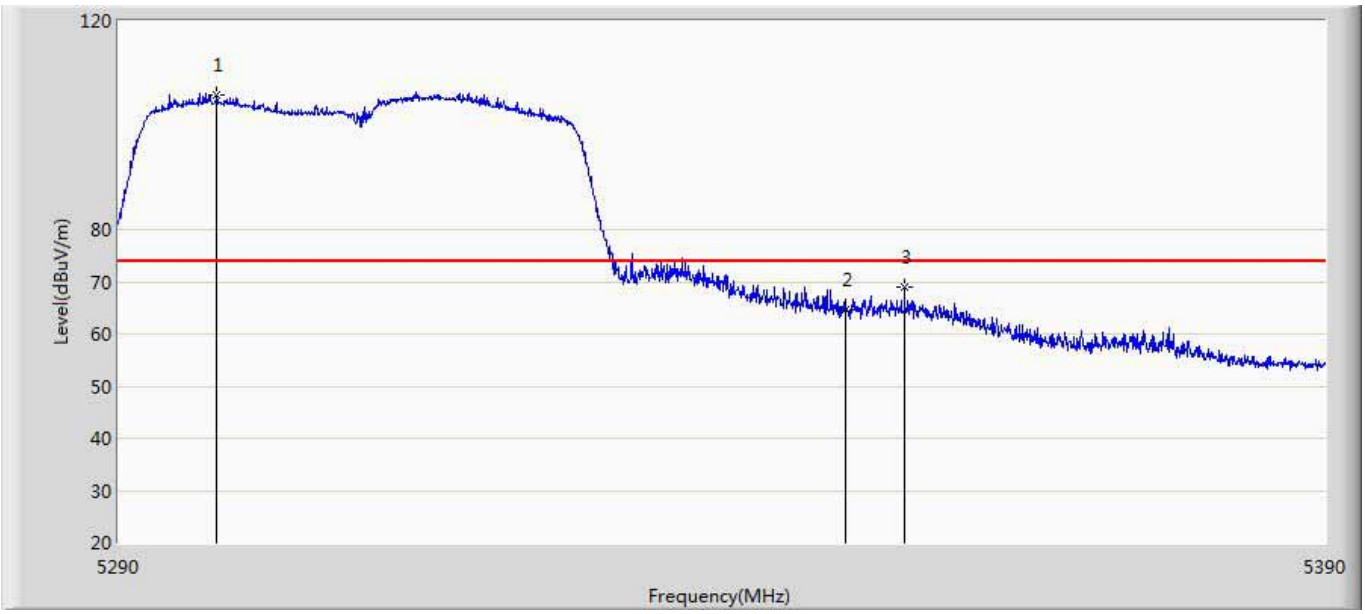

No	Mark	Frequency (MHz)	Measure Level (dBuV/m)	Reading Level (dBuV)	Over Limit (dB)	Limit (dBuV/m)	Factor (dB)	Type
1	*	5298.100	105.760	64.200	31.760	74.000	41.559	PK
2		5350.000	64.726	23.015	-9.274	74.000	41.711	PK
3		5354.950	69.120	27.407	-4.880	74.000	41.713	PK

Engineer: Damon	
Site: AC5	Time: 2017/04/28 - 05:22
Limit: FCC_Part15.209_RE(3m)	Margin: 0
Probe: Horn_3117_00167055(1-18GHz)	Polarity: Vertical
EUT: Access Point	Power: PoE 57V
Note: Mode 5:Transmit at channel 5310MHz by 11AC40	

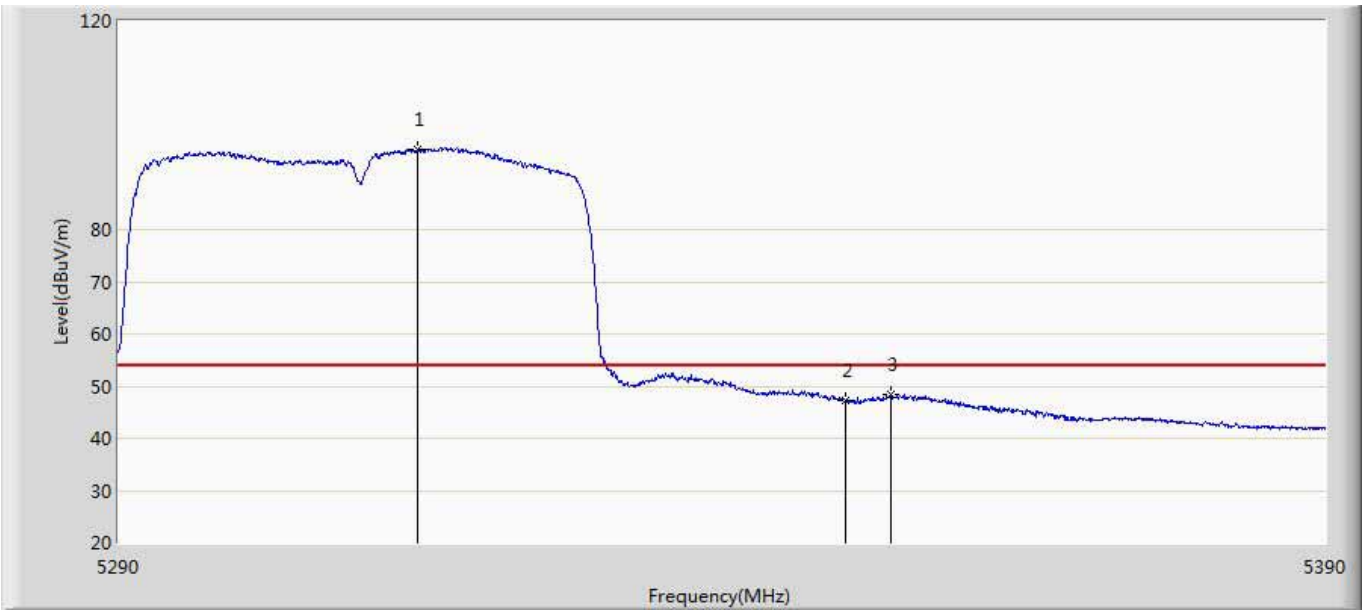

No	Mark	Frequency (MHz)	Measure Level (dBuV/m)	Reading Level (dBuV)	Over Limit (dB)	Limit (dBuV/m)	Factor (dB)	Type
1	*	5314.650	95.483	53.846	41.483	54.000	41.637	AV
2		5350.000	47.390	5.679	-6.610	54.000	41.711	AV
3		5353.850	48.499	6.779	-5.501	54.000	41.721	AV

Engineer: Damon	
Site: AC5	Time: 2017/04/28 - 05:24
Limit: FCC_Part15.209_RE(3m)	Margin: 0
Probe: Horn_3117_00167055(1-18GHz)	Polarity: Horizontal
EUT: Access Point	Power: PoE 57V
Note: Mode 5:Transmit at channel 5510MHz by 11AC40	

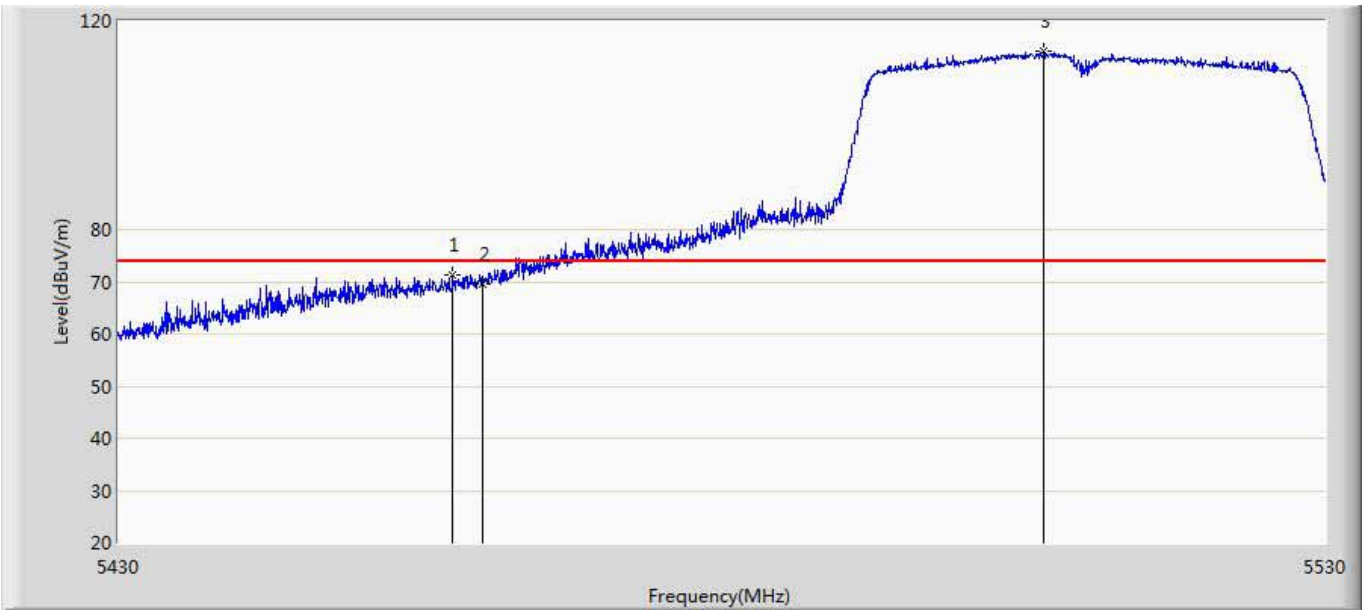

No	Mark	Frequency (MHz)	Measure Level (dBuV/m)	Reading Level (dBuV)	Over Limit (dB)	Limit (dBuV/m)	Factor (dB)	Type
1		5457.550	71.169	29.246	-2.831	74.000	41.924	PK
2		5460.000	69.669	27.750	-4.331	74.000	41.919	PK
3	*	5506.550	114.125	72.125	40.125	74.000	42.000	PK

Engineer: Damon	
Site: AC5	Time: 2017/04/28 - 05:27
Limit: FCC_Part15.209_RE(3m)	Margin: 0
Probe: Horn_3117_00167055(1-18GHz)	Polarity: Horizontal
EUT: Access Point	Power: PoE 57V
Note: Mode 5:Transmit at channel 5510MHz by 11AC40	

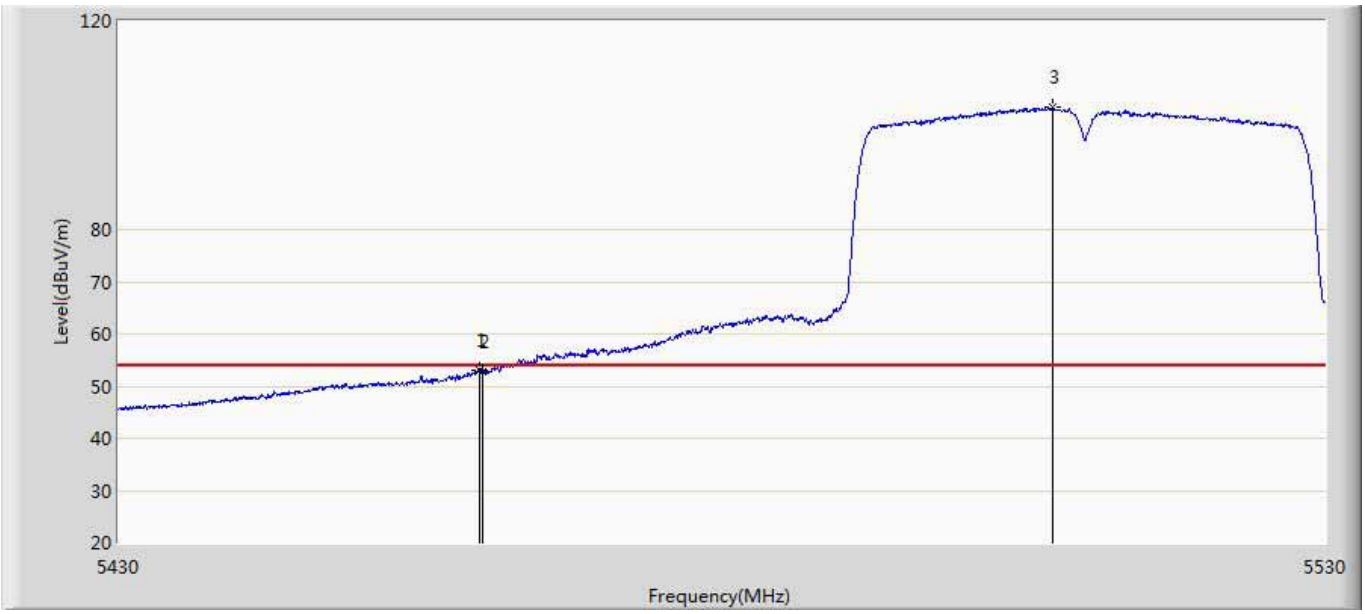

No	Mark	Frequency (MHz)	Measure Level (dBuV/m)	Reading Level (dBuV)	Over Limit (dB)	Limit (dBuV/m)	Factor (dB)	Type
1		5459.700	53.149	11.229	-0.851	54.000	41.920	AV
2		5460.000	52.896	10.977	-1.104	54.000	41.919	AV
3	*	5507.300	103.488	61.492	49.488	54.000	41.996	AV

Engineer: Damon	
Site: AC5	Time: 2017/04/28 - 05:30
Limit: FCC_Part15.209_RE(3m)	Margin: 0
Probe: Horn_3117_00167055(1-18GHz)	Polarity: Vertical
EUT: Access Point	Power: PoE 57V
Note: Mode 5:Transmit at channel 5510MHz by 11AC40	

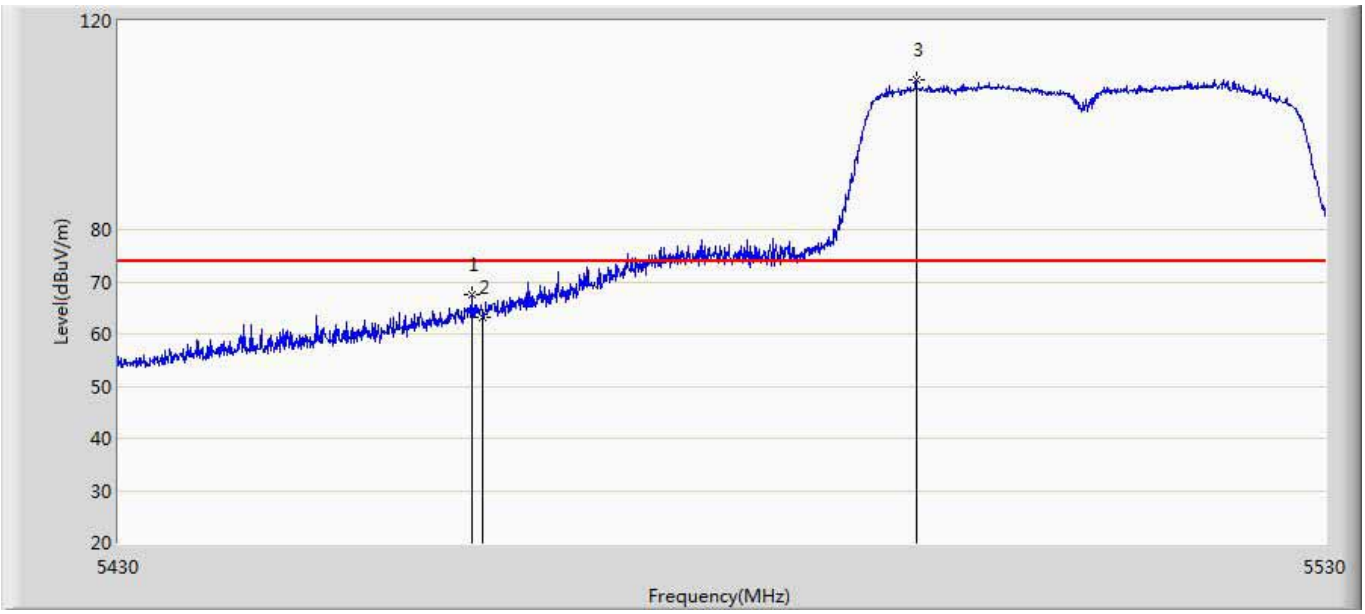

No	Mark	Frequency (MHz)	Measure Level (dBuV/m)	Reading Level (dBuV)	Over Limit (dB)	Limit (dBuV/m)	Factor (dB)	Type
1		5459.100	67.501	25.580	-6.499	74.000	41.921	PK
2		5460.000	63.210	21.291	-10.790	74.000	41.919	PK
3	*	5495.900	108.667	66.690	34.667	74.000	41.977	PK

Engineer: Damon	
Site: AC5	Time: 2017/04/28 - 05:32
Limit: FCC_Part15.209_RE(3m)	Margin: 0
Probe: Horn_3117_00167055(1-18GHz)	Polarity: Vertical
EUT: Access Point	Power: PoE 57V
Note: Mode 5:Transmit at channel 5510MHz by 11AC40	

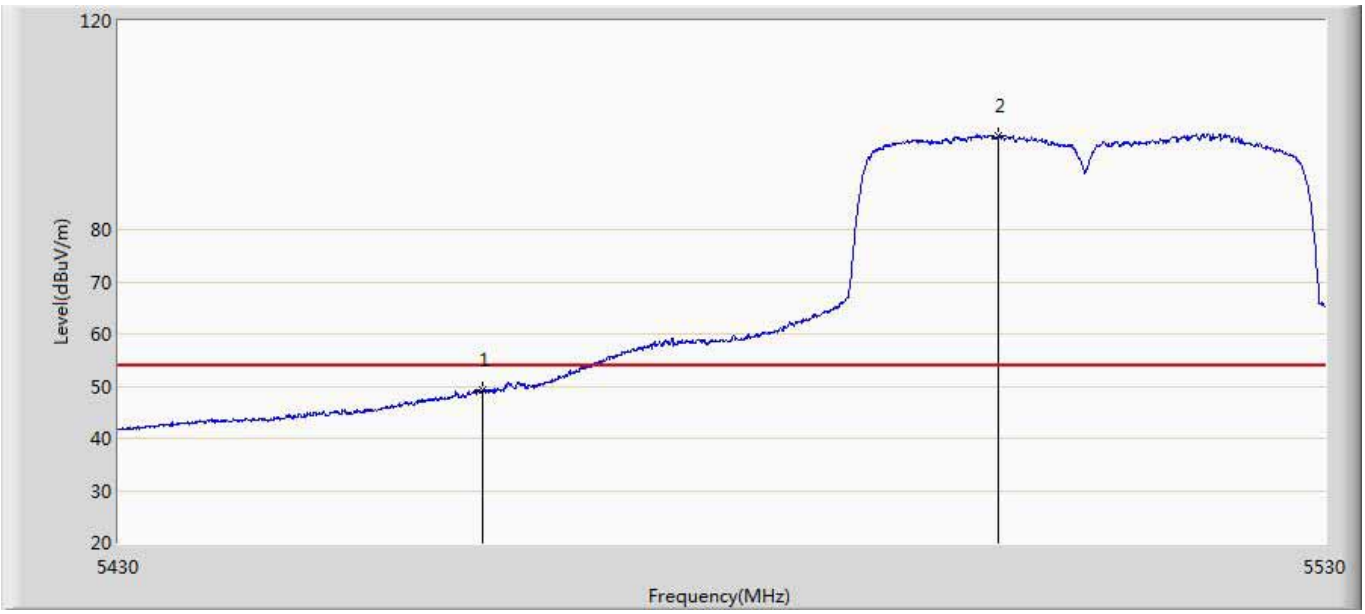

No	Mark	Frequency (MHz)	Measure Level (dBuV/m)	Reading Level (dBuV)	Over Limit (dB)	Limit (dBuV/m)	Factor (dB)	Type
1		5460.000	49.239	7.320	-4.761	54.000	41.919	AV
2	*	5502.800	98.114	56.114	44.114	54.000	42.001	AV

Engineer: Damon	
Site: AC5	Time: 2017/04/28 - 05:34
Limit: FCC_Part15.209_RE(3m)	Margin: 0
Probe: Horn_3117_00167055(1-18GHz)	Polarity: Horizontal
EUT: Access Point	Power: PoE 57V
Note: Mode 6:Transmit at channel 5290MHz by 11AC80	

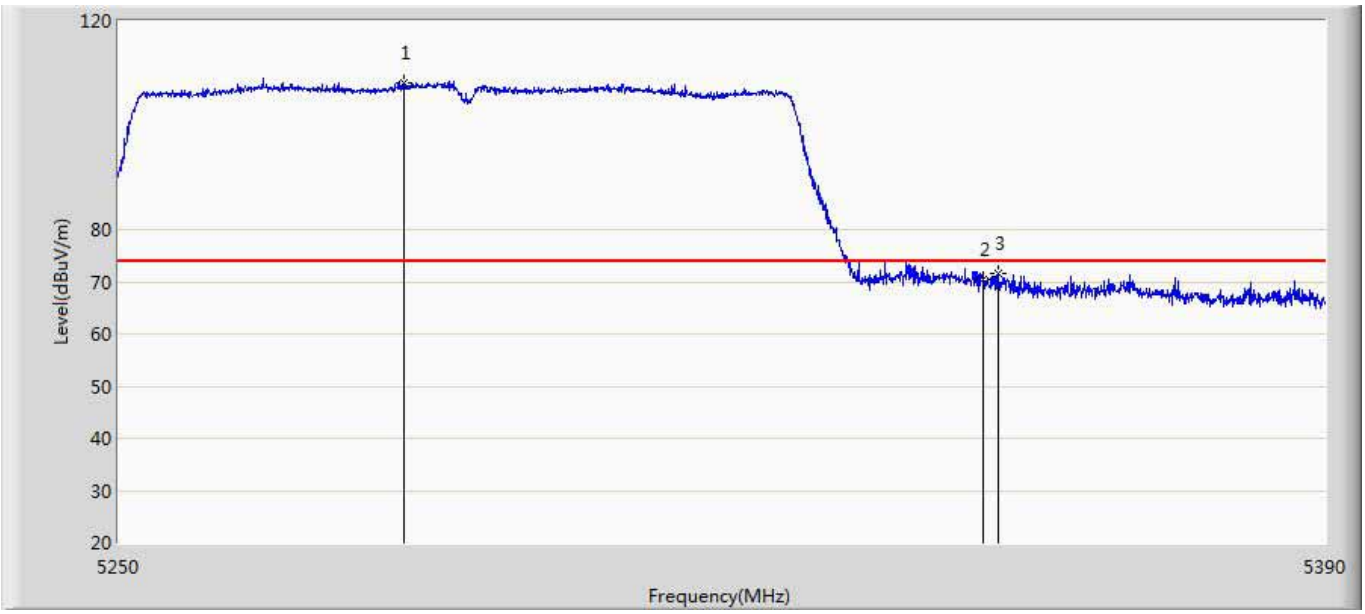

No	Mark	Frequency (MHz)	Measure Level (dBuV/m)	Reading Level (dBuV)	Over Limit (dB)	Limit (dBuV/m)	Factor (dB)	Type
1	*	5282.830	108.061	66.373	34.061	74.000	41.688	PK
2		5350.000	70.417	28.706	-3.583	74.000	41.711	PK
3		5351.710	71.524	29.794	-2.476	74.000	41.730	PK

Engineer: Damon	
Site: AC5	Time: 2017/04/28 - 05:41
Limit: FCC_Part15.209_RE(3m)	Margin: 0
Probe: Horn_3117_00167055(1-18GHz)	Polarity: Horizontal
EUT: Access Point	Power: PoE 57V
Note: Mode 6:Transmit at channel 5290MHz by 11AC80	

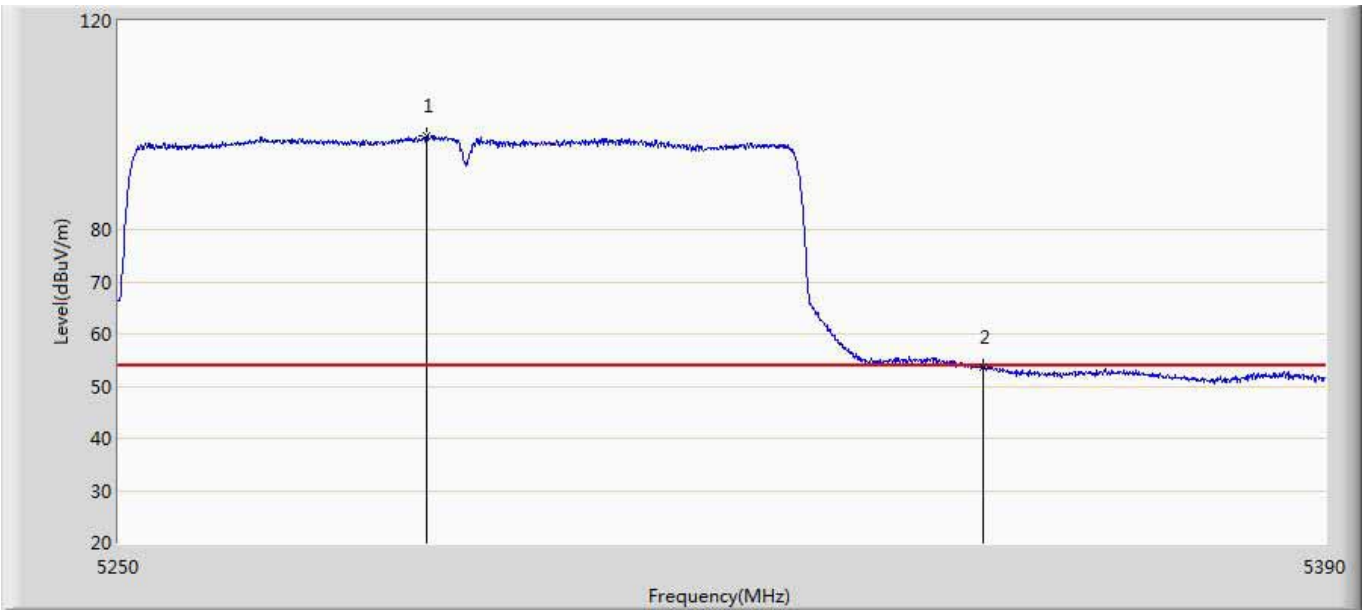

No	Mark	Frequency (MHz)	Measure Level (dBuV/m)	Reading Level (dBuV)	Over Limit (dB)	Limit (dBuV/m)	Factor (dB)	Type
1	*	5285.490	98.036	56.335	44.036	54.000	41.701	AV
2		5350.000	53.505	11.794	-0.495	54.000	41.711	AV

Engineer: Damon	
Site: AC5	Time: 2017/04/28 - 05:43
Limit: FCC_Part15.209_RE(3m)	Margin: 0
Probe: Horn_3117_00167055(1-18GHz)	Polarity: Vertical
EUT: Access Point	Power: PoE 57V
Note: Mode 6:Transmit at channel 5290MHz by 11AC80	

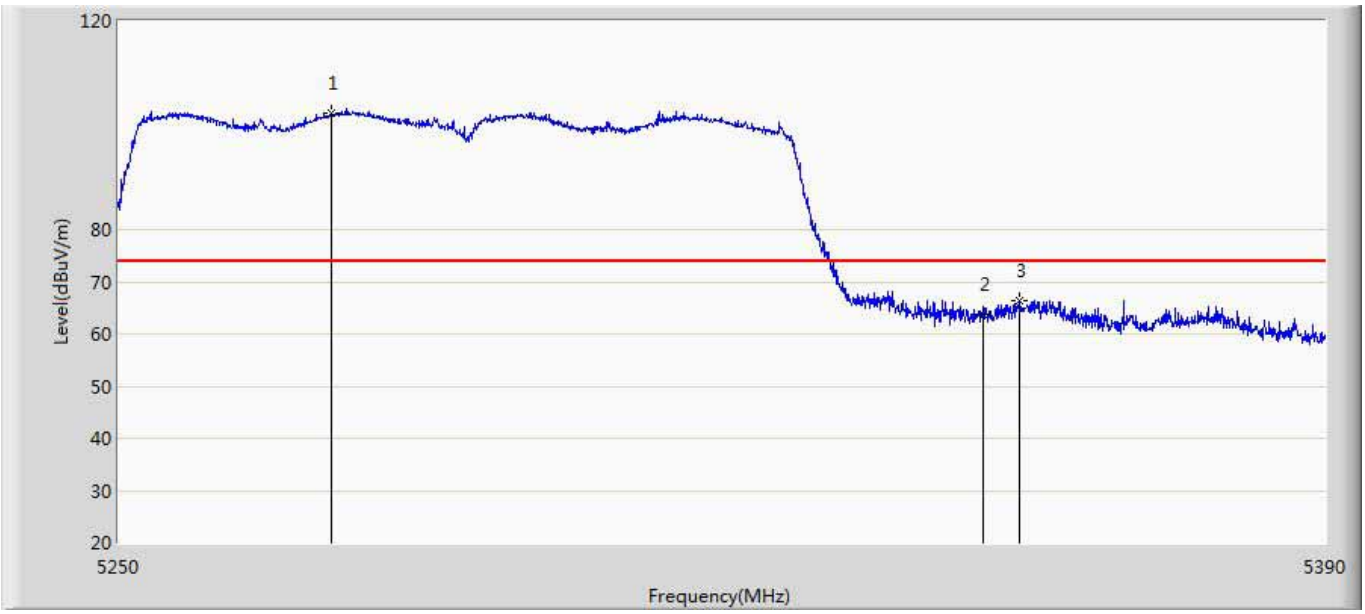

No	Mark	Frequency (MHz)	Measure Level (dBuV/m)	Reading Level (dBuV)	Over Limit (dB)	Limit (dBuV/m)	Factor (dB)	Type
1	*	5274.430	102.272	60.798	28.272	74.000	41.474	PK
2		5350.000	63.639	21.928	-10.361	74.000	41.711	PK
3		5354.300	66.399	24.682	-7.601	74.000	41.717	PK

Engineer: Damon	
Site: AC5	Time: 2017/04/28 - 05:44
Limit: FCC_Part15.209_RE(3m)	Margin: 0
Probe: Horn_3117_00167055(1-18GHz)	Polarity: Vertical
EUT: Access Point	Power: PoE 57V
Note: Mode 6:Transmit at channel 5290MHz by 11AC80	

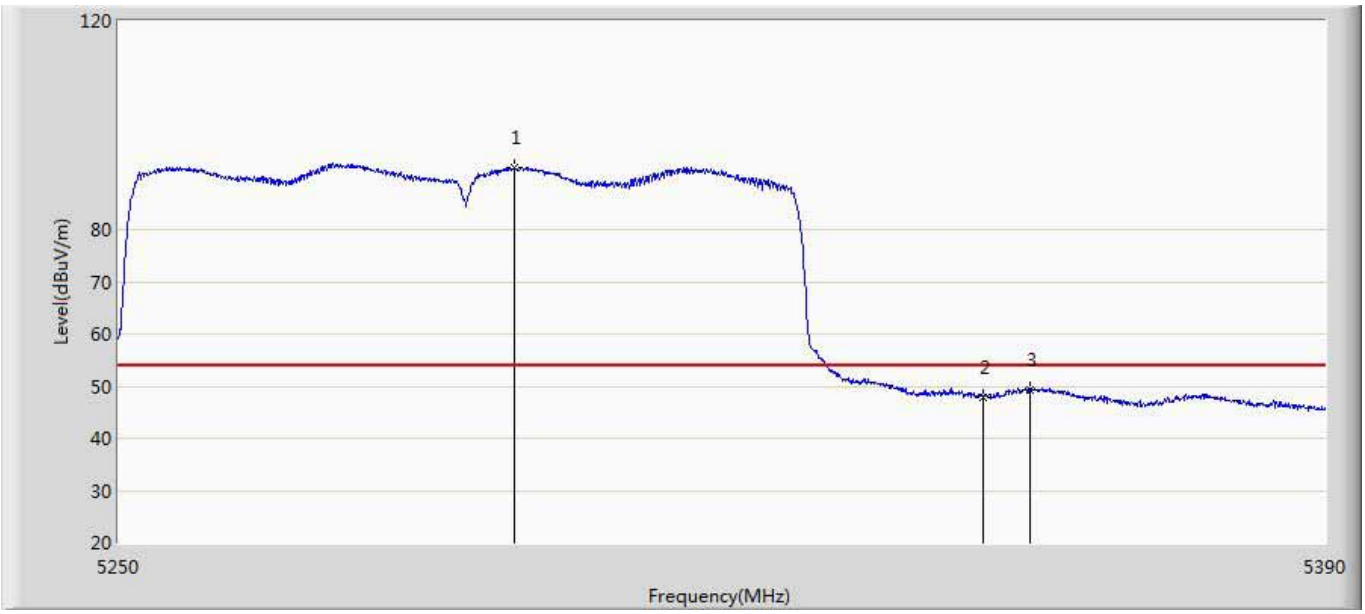

No	Mark	Frequency (MHz)	Measure Level (dBuV/m)	Reading Level (dBuV)	Over Limit (dB)	Limit (dBuV/m)	Factor (dB)	Type
1	*	5295.570	91.917	50.329	37.917	54.000	41.588	AV
2		5350.000	47.920	6.209	-6.080	54.000	41.711	AV
3		5355.420	49.417	7.707	-4.583	54.000	41.709	AV

Engineer: Damon	
Site: AC5	Time: 2017/04/28 - 05:46
Limit: FCC_Part15.209_RE(3m)	Margin: 0
Probe: Horn_3117_00167055(1-18GHz)	Polarity: Horizontal
EUT: Access Point	Power: PoE 57V
Note: Mode 6:Transmit at channel 5530MHz by 11AC80	

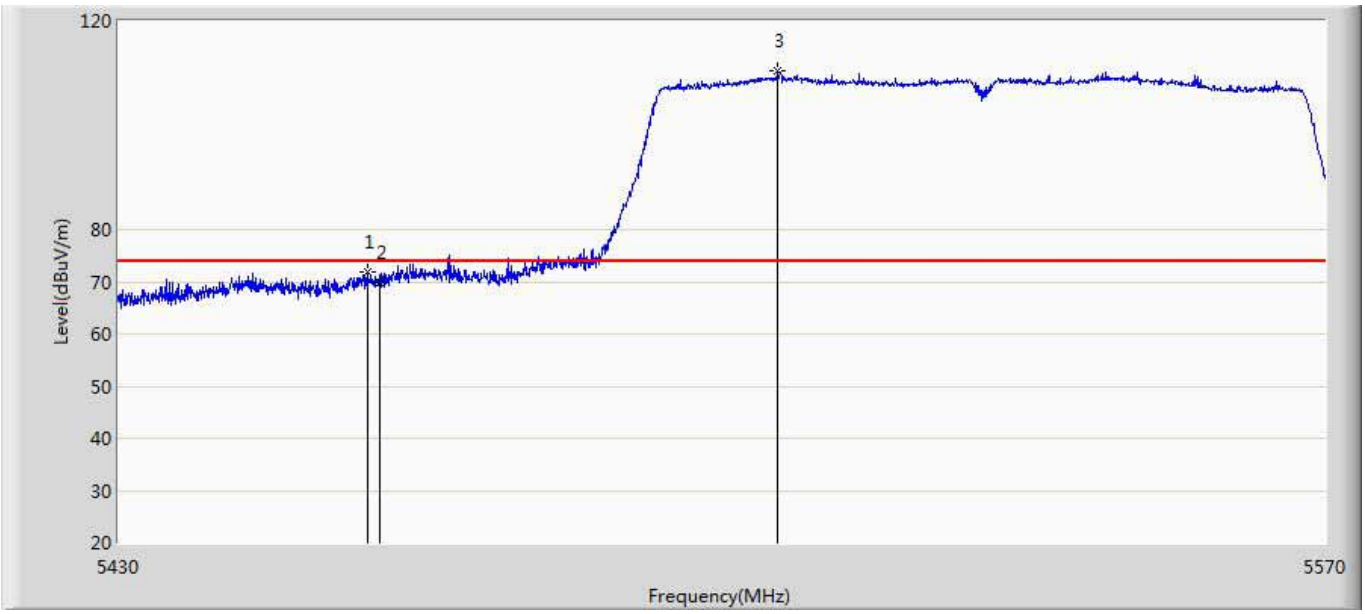

No	Mark	Frequency (MHz)	Measure Level (dBuV/m)	Reading Level (dBuV)	Over Limit (dB)	Limit (dBuV/m)	Factor (dB)	Type
1		5458.630	71.868	29.946	-2.132	74.000	41.922	PK
2		5460.000	69.834	27.915	-4.166	74.000	41.919	PK
3	*	5506.090	110.319	68.317	36.319	74.000	42.003	PK

Engineer: Damon	
Site: AC5	Time: 2017/04/28 - 05:48
Limit: FCC_Part15.209_RE(3m)	Margin: 0
Probe: Horn_3117_00167055(1-18GHz)	Polarity: Horizontal
EUT: Access Point	Power: PoE 57V
Note: Mode 6:Transmit at channel 5530MHz by 11AC80	

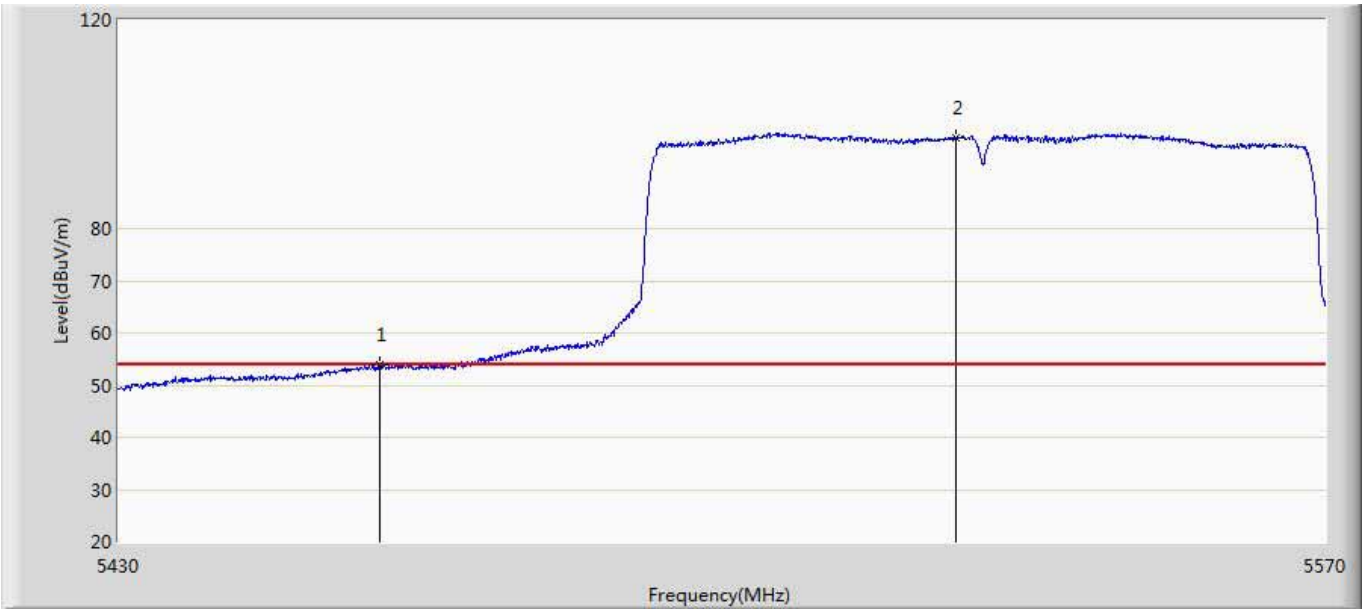

No	Mark	Frequency (MHz)	Measure Level (dBuV/m)	Reading Level (dBuV)	Over Limit (dB)	Limit (dBuV/m)	Factor (dB)	Type
1		5460.000	53.794	11.875	-0.206	54.000	41.919	AV
2	*	5526.880	97.514	55.533	43.514	54.000	41.981	AV

Engineer: Damon	
Site: AC5	Time: 2017/04/28 - 05:55
Limit: FCC_Part15.209_RE(3m)	Margin: 0
Probe: Horn_3117_00167055(1-18GHz)	Polarity: Vertical
EUT: Access Point	Power: PoE 57V
Note: Mode 6:Transmit at channel 5530MHz by 11AC80	

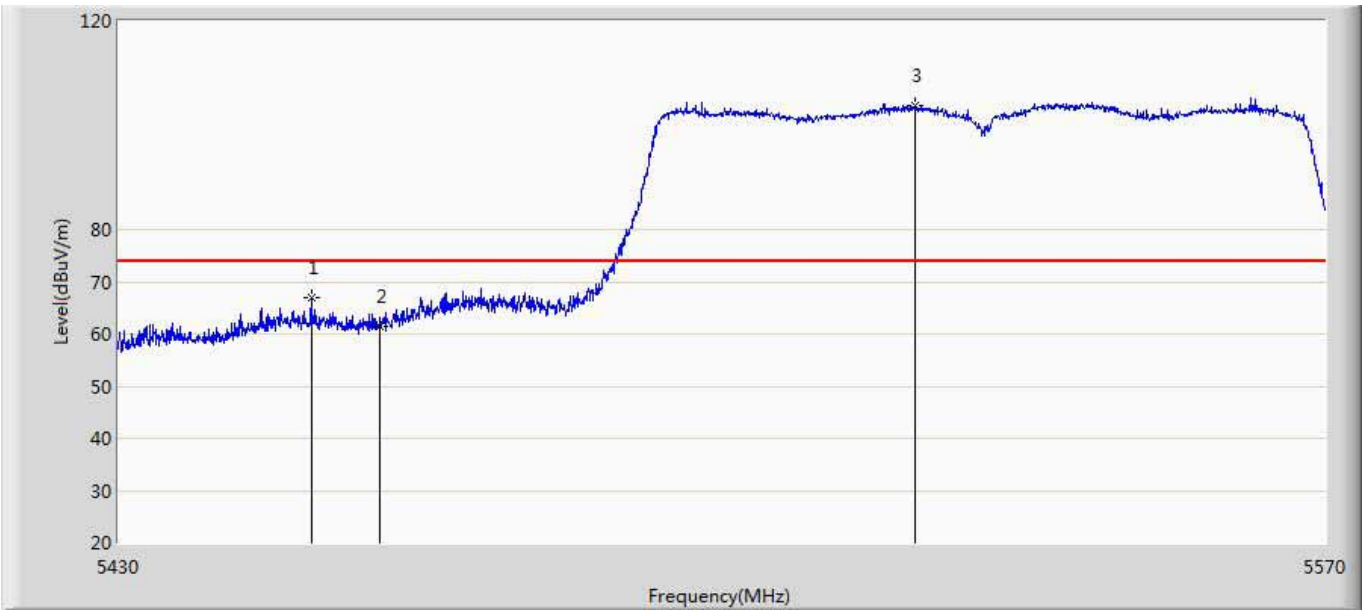

No	Mark	Frequency (MHz)	Measure Level (dBuV/m)	Reading Level (dBuV)	Over Limit (dB)	Limit (dBuV/m)	Factor (dB)	Type
1		5452.190	66.947	25.027	-7.053	74.000	41.919	PK
2		5460.000	61.556	19.637	-12.444	74.000	41.919	PK
3	*	5522.120	103.861	61.940	29.861	74.000	41.921	PK

Engineer: Damon	
Site: AC5	Time: 2017/04/28 - 05:57
Limit: FCC_Part15.209_RE(3m)	Margin: 0
Probe: Horn_3117_00167055(1-18GHz)	Polarity: Vertical
EUT: Access Point	Power: PoE 57V
Note: Mode 6:Transmit at channel 5530MHz by 11AC80	

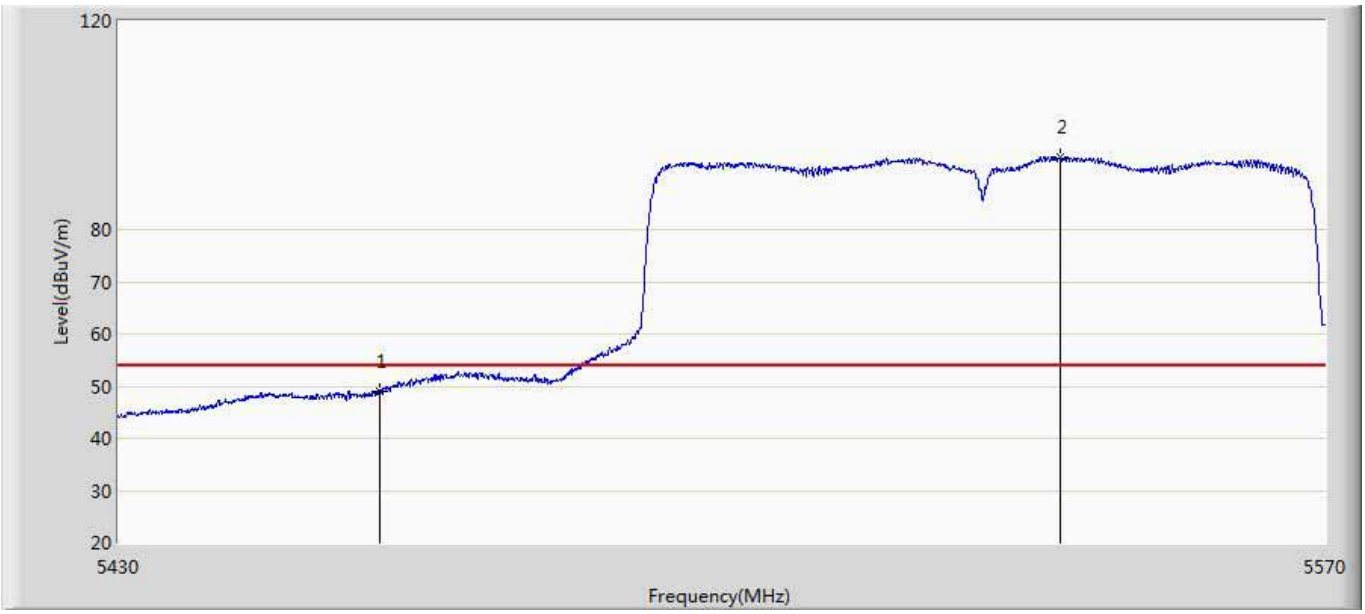

No	Mark	Frequency (MHz)	Measure Level (dBuV/m)	Reading Level (dBuV)	Over Limit (dB)	Limit (dBuV/m)	Factor (dB)	Type
1		5460.000	48.890	6.971	-5.110	54.000	41.919	AV
2	*	5538.920	93.806	51.675	39.806	54.000	42.131	AV

APEX0365 with Beamforming:

Engineer: Damon	
Site: AC5	Time: 2017/06/16 - 14:42
Limit: FCC_Part15.209_RE(3m)	Margin: 0
Probe: Horn_3117_00167055(1-18GHz)	Polarity: Horizontal
EUT: Access Point	Power: AC 120V/60Hz
Note: Mode 7:Transmit at channel 5320MHz by 11AC20	

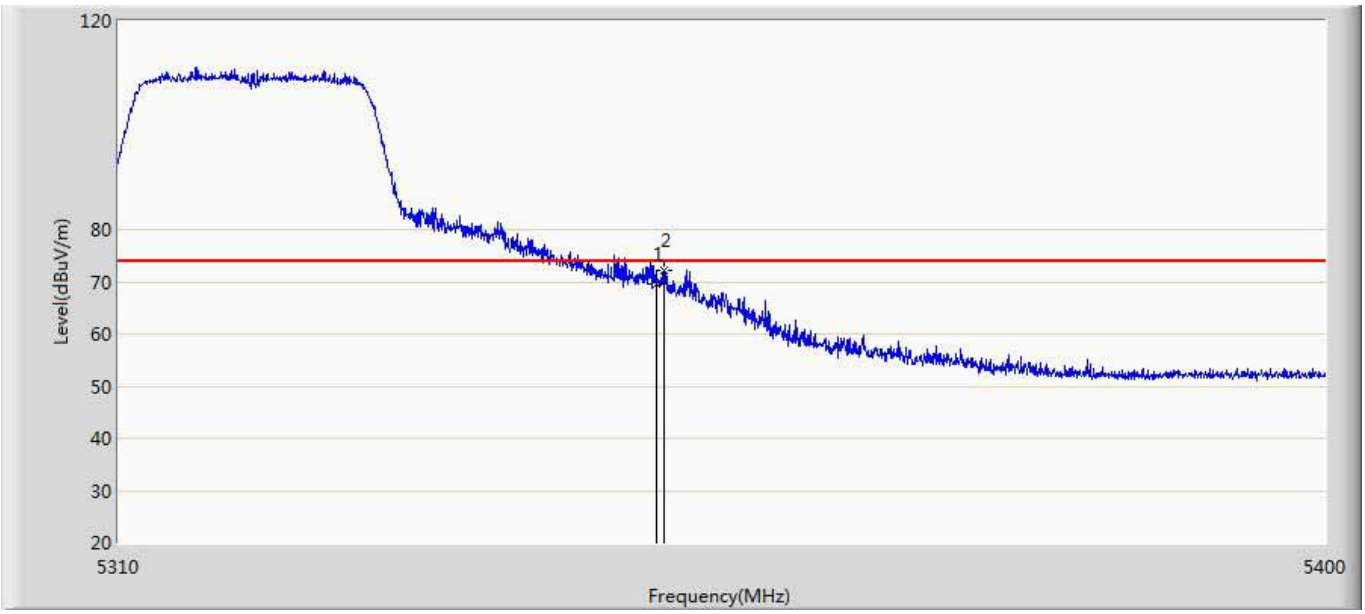

No	Mark	Frequency (MHz)	Measure Level (dBuV/m)	Reading Level (dBuV)	Over Limit (dB)	Limit (dBuV/m)	Factor (dB)	Type
1		5350.000	69.492	29.621	-4.508	74.000	39.871	PK
2	*	5350.545	72.217	32.346	-1.783	74.000	39.871	PK

Engineer: Damon	
Site: AC5	Time: 2017/06/16 - 14:38
Limit: FCC_Part15.209_RE(3m)	Margin: 0
Probe: Horn_3117_00167055(1-18GHz)	Polarity: Horizontal
EUT: Access Point	Power: AC 120V/60Hz
Note: Mode 7:Transmit at channel 5320MHz by 11AC20	

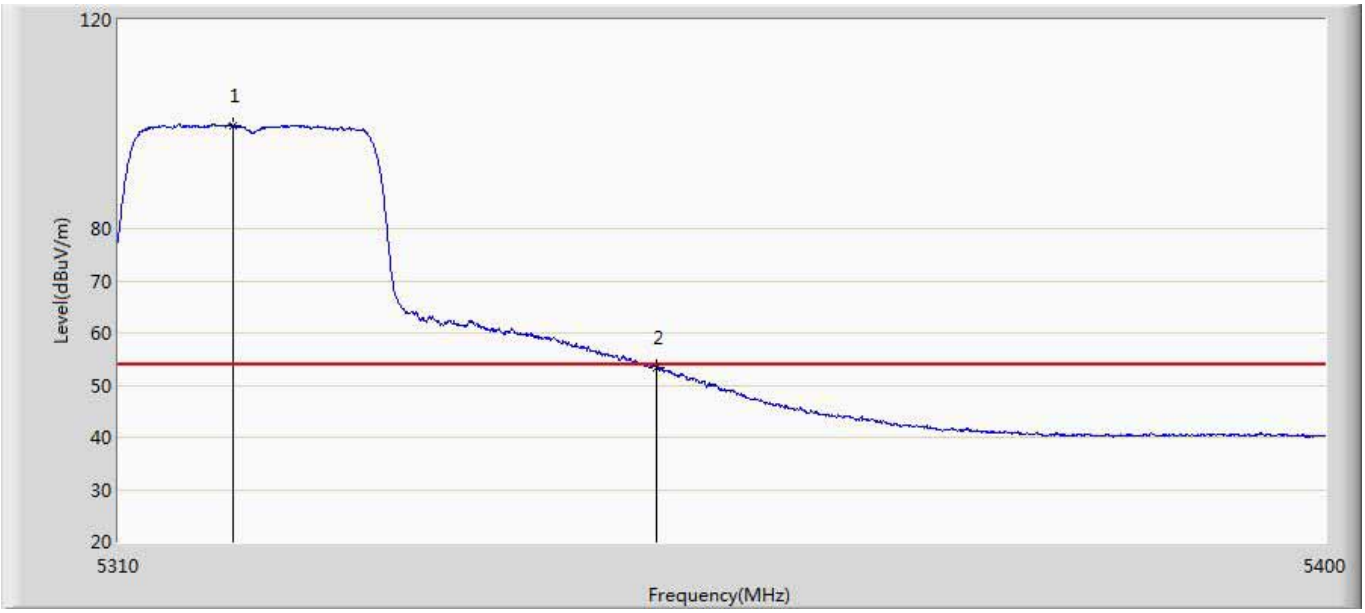

No	Mark	Frequency (MHz)	Measure Level (dBuV/m)	Reading Level (dBuV)	Over Limit (dB)	Limit (dBuV/m)	Factor (dB)	Type
1	*	5318.460	99.723	59.790	45.723	54.000	39.933	AV
2		5350.000	53.231	13.360	-0.769	54.000	39.871	AV

Engineer: Damon	
Site: AC5	Time: 2017/06/16 - 14:45
Limit: FCC_Part15.209_RE(3m)	Margin: 0
Probe: Horn_3117_00167055(1-18GHz)	Polarity: Vertical
EUT: Access Point	Power: AC 120V/60Hz
Note: Mode 7:Transmit at channel 5320MHz by 11AC20	

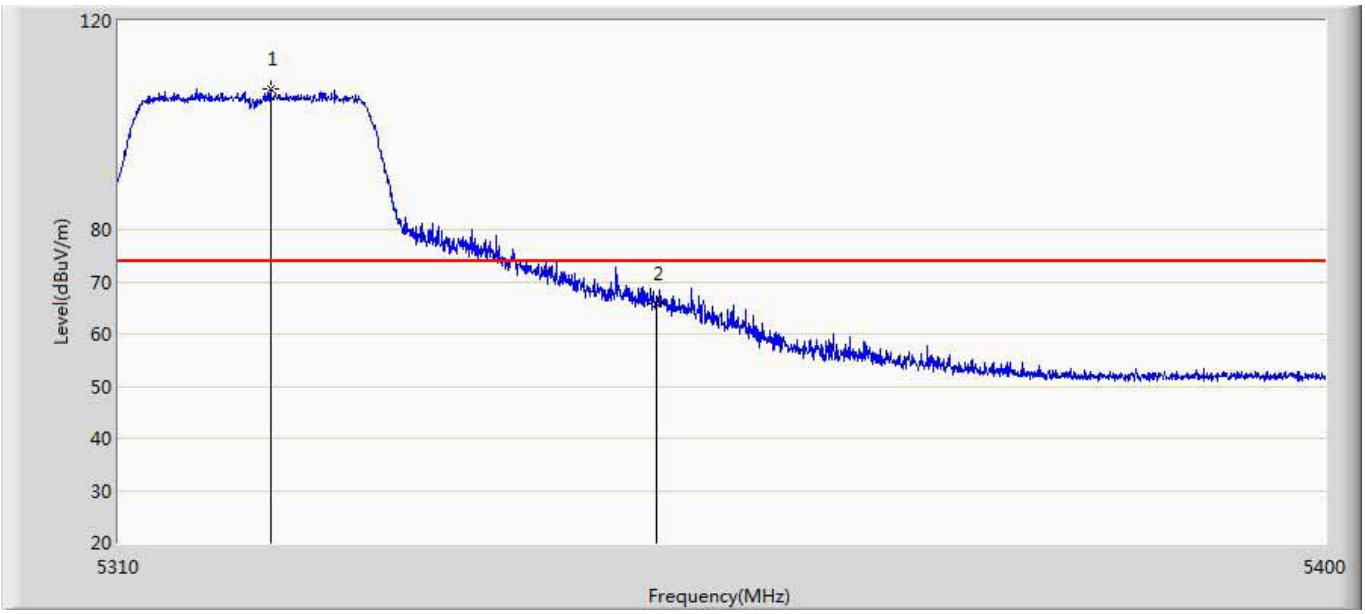

No	Mark	Frequency (MHz)	Measure Level (dBuV/m)	Reading Level (dBuV)	Over Limit (dB)	Limit (dBuV/m)	Factor (dB)	Type
1	*	5321.295	107.000	67.078	33.000	74.000	39.921	PK
2		5350.000	65.865	25.994	-8.135	74.000	39.871	PK

Engineer: Damon	
Site: AC5	Time: 2017/06/16 - 14:44
Limit: FCC_Part15.209_RE(3m)	Margin: 0
Probe: Horn_3117_00167055(1-18GHz)	Polarity: Vertical
EUT: Access Point	Power: AC 120V/60Hz
Note: Mode 7:Transmit at channel 5320MHz by 11AC20	

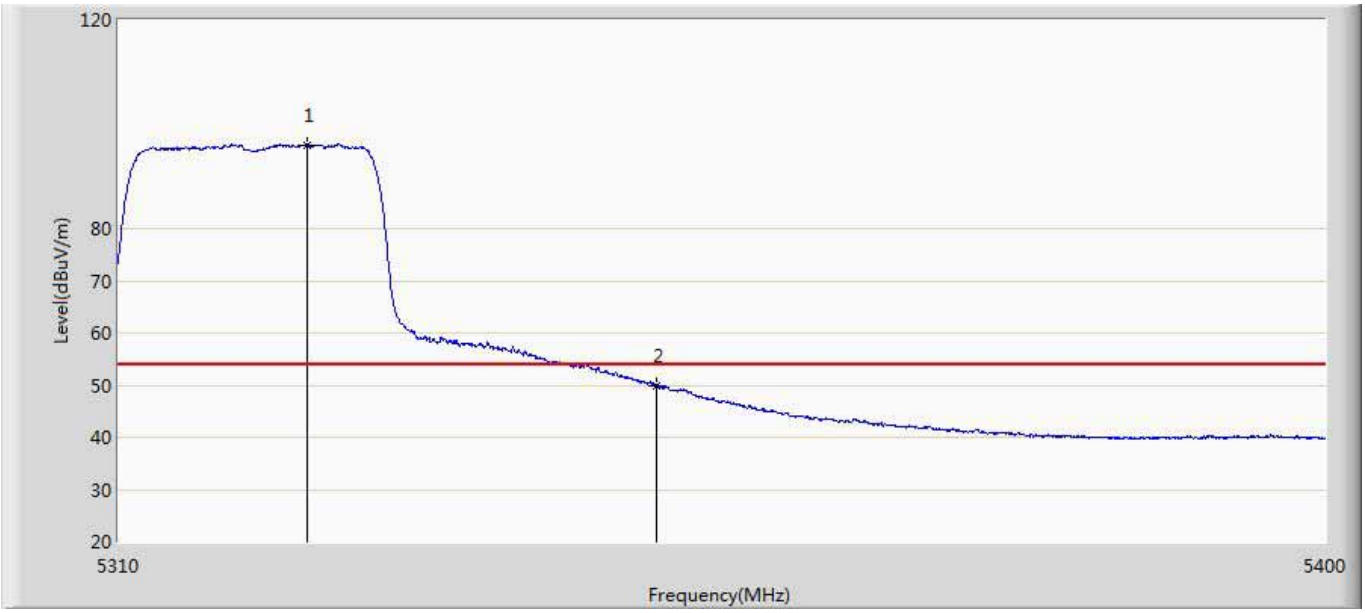

No	Mark	Frequency (MHz)	Measure Level (dBuV/m)	Reading Level (dBuV)	Over Limit (dB)	Limit (dBuV/m)	Factor (dB)	Type
1	*	5323.950	95.973	56.062	41.973	54.000	39.911	AV
2		5350.000	49.845	9.974	-4.155	54.000	39.871	AV

Engineer: Damon	
Site: AC5	Time: 2017/06/16 - 15:58
Limit: FCC_Part15.209_RE(3m)	Margin: 0
Probe: Horn_3117_00167055(1-18GHz)	Polarity: Horizontal
EUT: Access Point	Power: AC 120V/60Hz
Note: Mode 7:Transmit at channel 5500MHz by 11AC20	

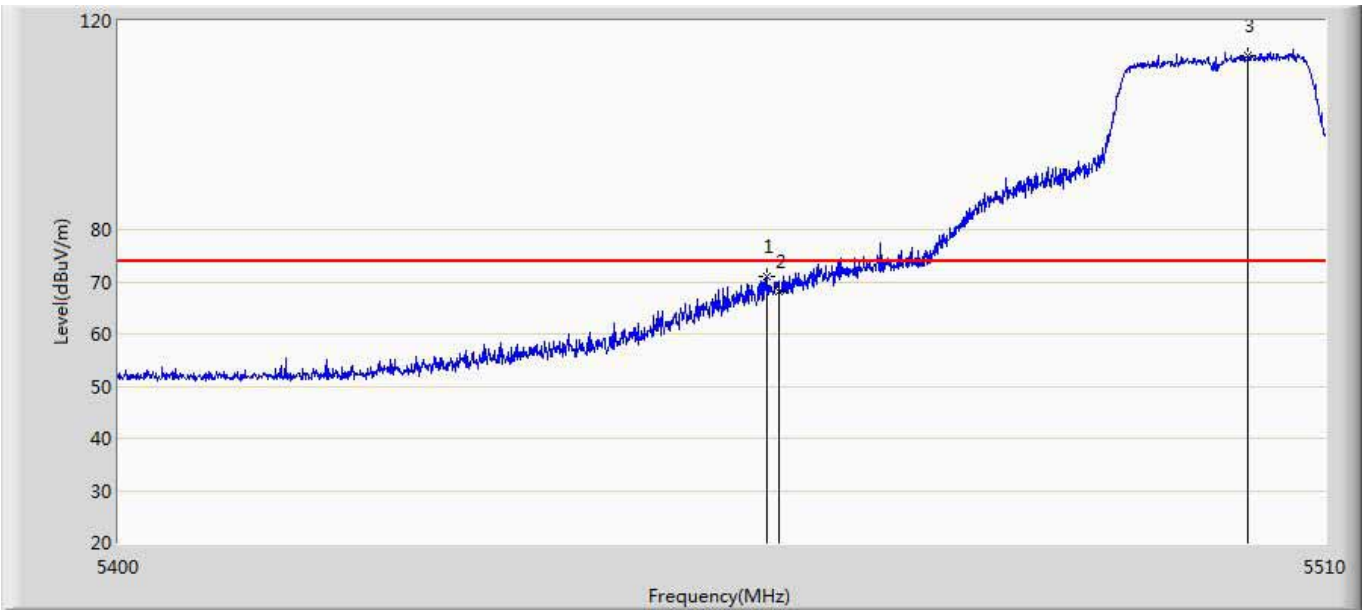

No	Mark	Frequency (MHz)	Measure Level (dBuV/m)	Reading Level (dBuV)	Over Limit (dB)	Limit (dBuV/m)	Factor (dB)	Type
1		5458.905	71.065	31.030	-2.935	74.000	40.035	PK
2		5460.000	68.212	28.178	-5.788	74.000	40.034	PK
3	*	5502.905	113.351	73.234	39.351	74.000	40.117	PK

Engineer: Damon	
Site: AC5	Time: 2017/06/16 - 14:47
Limit: FCC_Part15.209_RE(3m)	Margin: 0
Probe: Horn_3117_00167055(1-18GHz)	Polarity: Horizontal
EUT: Access Point	Power: AC 120V/60Hz
Note: Mode 7:Transmit at channel 5500MHz by 11AC20	

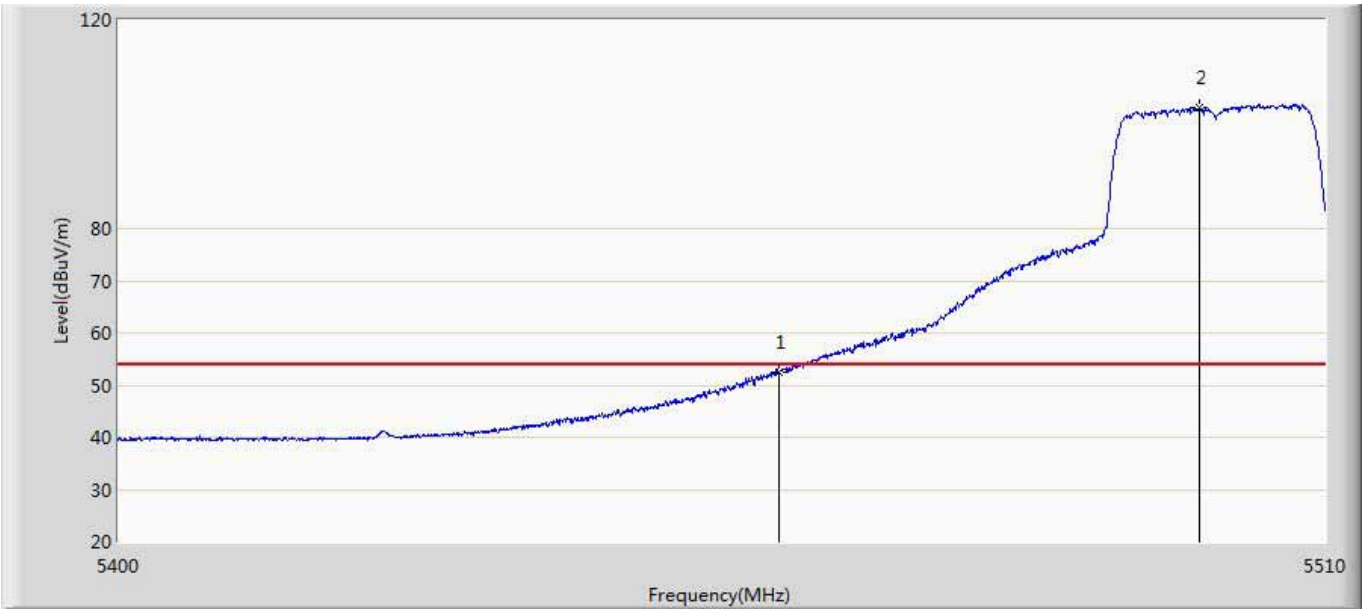

No	Mark	Frequency (MHz)	Measure Level (dBuV/m)	Reading Level (dBuV)	Over Limit (dB)	Limit (dBuV/m)	Factor (dB)	Type
1		5460.000	52.457	12.423	-1.543	54.000	40.034	AV
2	*	5498.395	103.100	62.970	49.100	54.000	40.130	AV

Engineer: Damon	
Site: AC5	Time: 2017/06/16 - 16:01
Limit: FCC_Part15.209_RE(3m)	Margin: 0
Probe: Horn_3117_00167055(1-18GHz)	Polarity: Vertical
EUT: Access Point	Power: AC 120V/60Hz
Note: Mode 7:Transmit at channel 5500MHz by 11AC20	

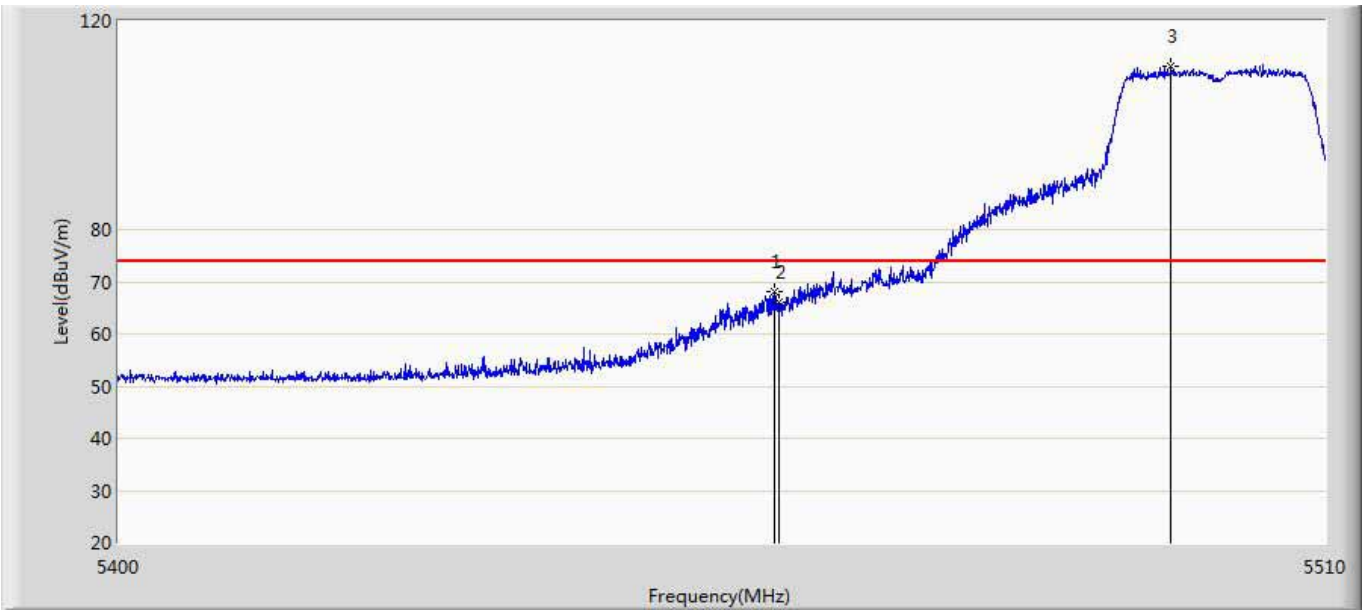

No	Mark	Frequency (MHz)	Measure Level (dBuV/m)	Reading Level (dBuV)	Over Limit (dB)	Limit (dBuV/m)	Factor (dB)	Type
1		5459.510	68.036	28.002	-5.964	74.000	40.035	PK
2		5460.000	65.957	25.923	-8.043	74.000	40.034	PK
3	*	5495.865	111.280	71.143	37.280	74.000	40.137	PK

Engineer: Damon	
Site: AC5	Time: 2017/06/16 - 15:59
Limit: FCC_Part15.209_RE(3m)	Margin: 0
Probe: Horn_3117_00167055(1-18GHz)	Polarity: Vertical
EUT: Access Point	Power: AC 120V/60Hz
Note: Mode 7:Transmit at channel 5500MHz by 11AC20	

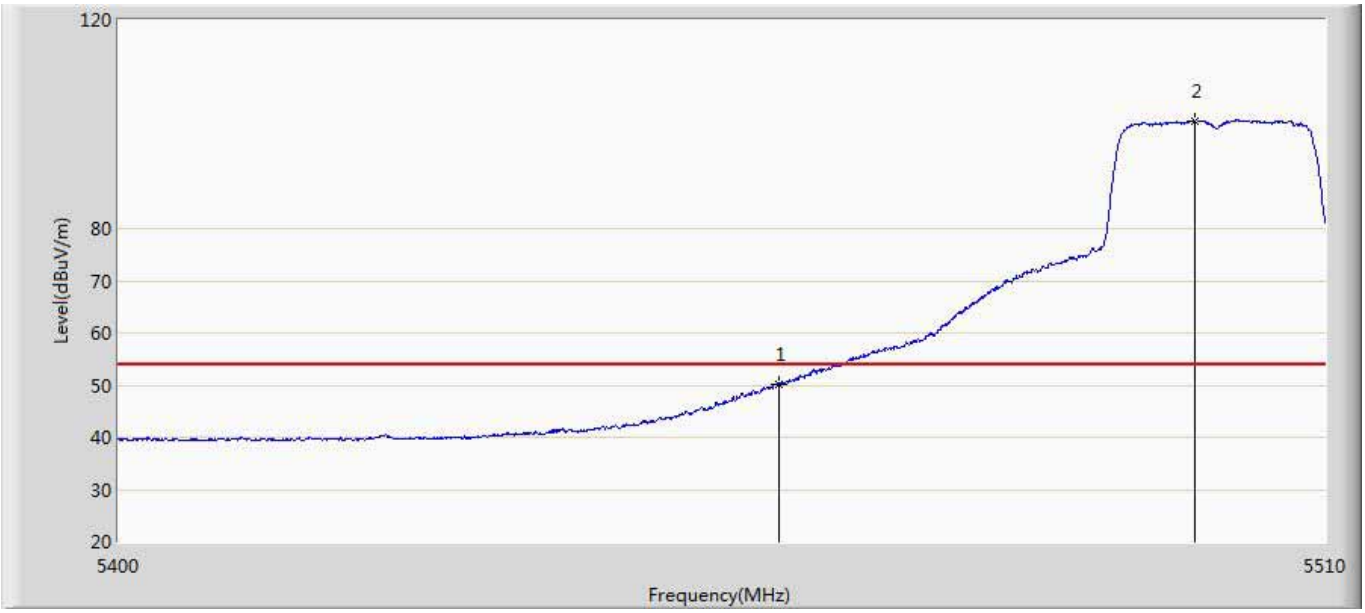

No	Mark	Frequency (MHz)	Measure Level (dBuV/m)	Reading Level (dBuV)	Over Limit (dB)	Limit (dBuV/m)	Factor (dB)	Type
1		5460.000	50.118	10.084	-3.882	54.000	40.034	AV
2	*	5498.010	100.624	60.493	46.624	54.000	40.131	AV

Engineer: Damon	
Site: AC5	Time: 2017/06/16 - 16:10
Limit: FCC_Part15.209_RE(3m)	Margin: 0
Probe: Horn_3117_00167055(1-18GHz)	Polarity: Horizontal
EUT: Access Point	Power: AC 120V/60Hz
Note: Mode 8:Transmit at channel 5310MHz by 11AC40	

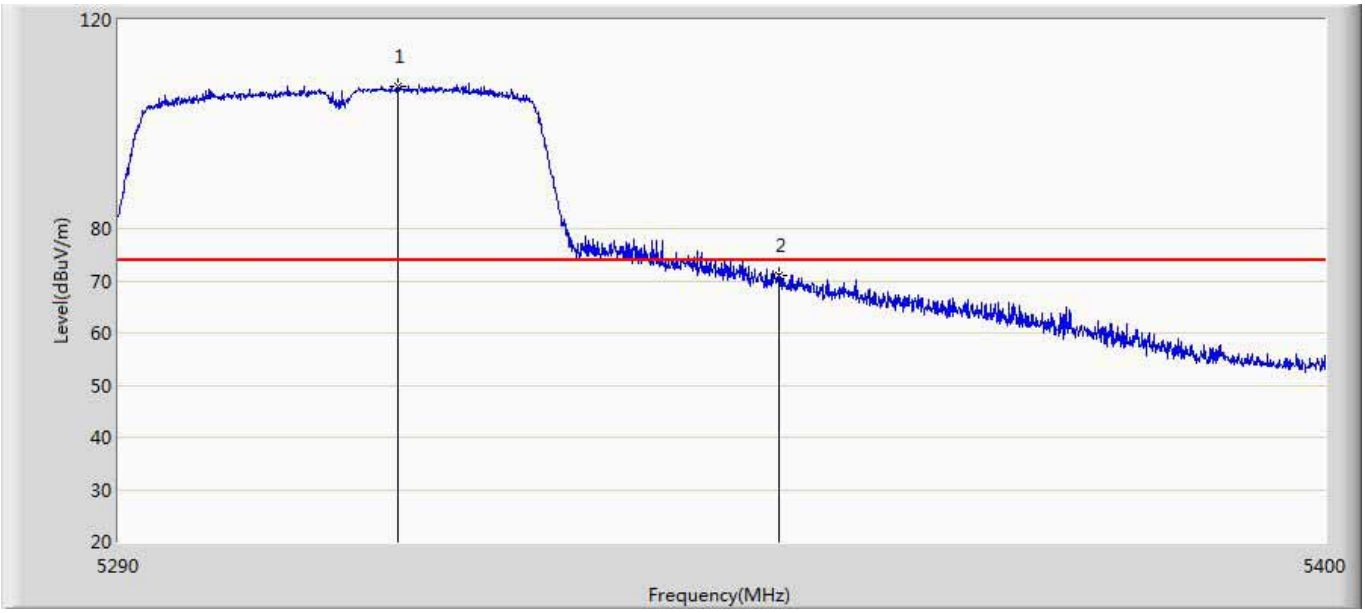

No	Mark	Frequency (MHz)	Measure Level (dBuV/m)	Reading Level (dBuV)	Over Limit (dB)	Limit (dBuV/m)	Factor (dB)	Type
1	*	5315.300	107.342	67.425	33.342	74.000	39.917	PK
2		5350.000	71.072	31.201	-2.928	74.000	39.871	PK

Engineer: Damon	
Site: AC5	Time: 2017/06/16 - 16:05
Limit: FCC_Part15.209_RE(3m)	Margin: 0
Probe: Horn_3117_00167055(1-18GHz)	Polarity: Horizontal
EUT: Access Point	Power: AC 120V/60Hz
Note: Mode 8:Transmit at channel 5310MHz by 11AC40	

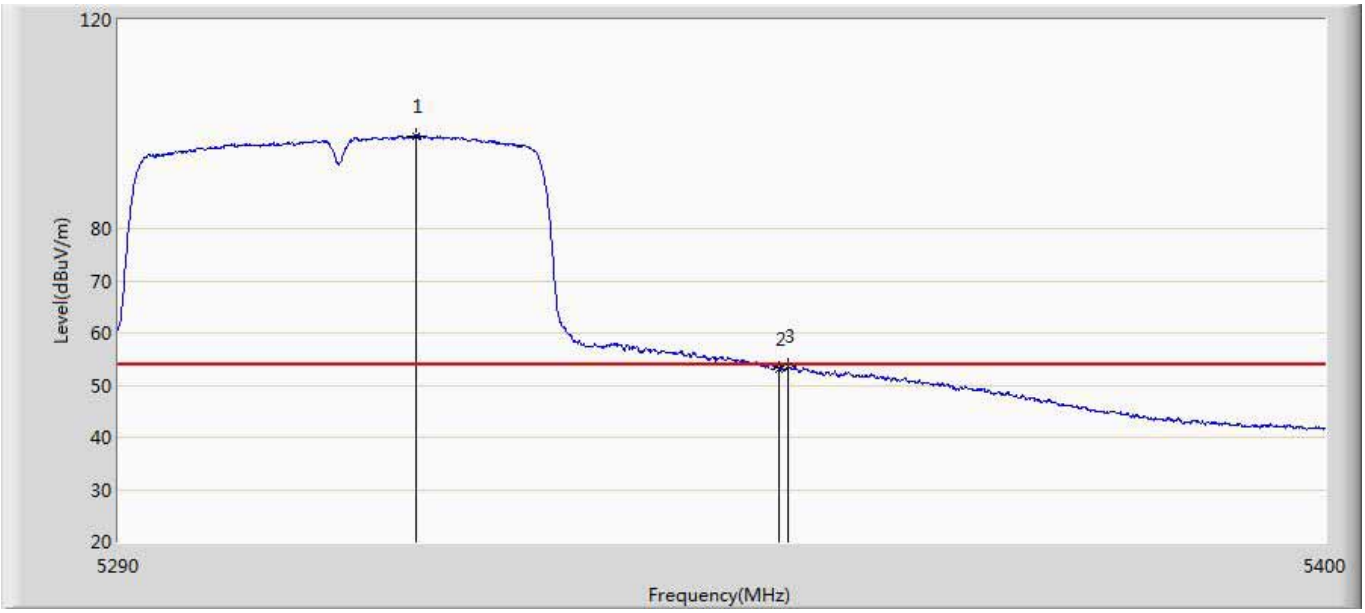

No	Mark	Frequency (MHz)	Measure Level (dBuV/m)	Reading Level (dBuV)	Over Limit (dB)	Limit (dBuV/m)	Factor (dB)	Type
1	*	5316.950	97.811	57.883	43.811	54.000	39.928	AV
2		5350.000	53.028	13.157	-0.972	54.000	39.871	AV
3		5350.775	53.571	13.700	-0.429	54.000	39.871	AV

Engineer: Damon	
Site: AC5	Time: 2017/06/16 - 16:15
Limit: FCC_Part15.209_RE(3m)	Margin: 0
Probe: Horn_3117_00167055(1-18GHz)	Polarity: Vertical
EUT: Access Point	Power: AC 120V/60Hz
Note: Mode 8:Transmit at channel 5310MHz by 11AC40	

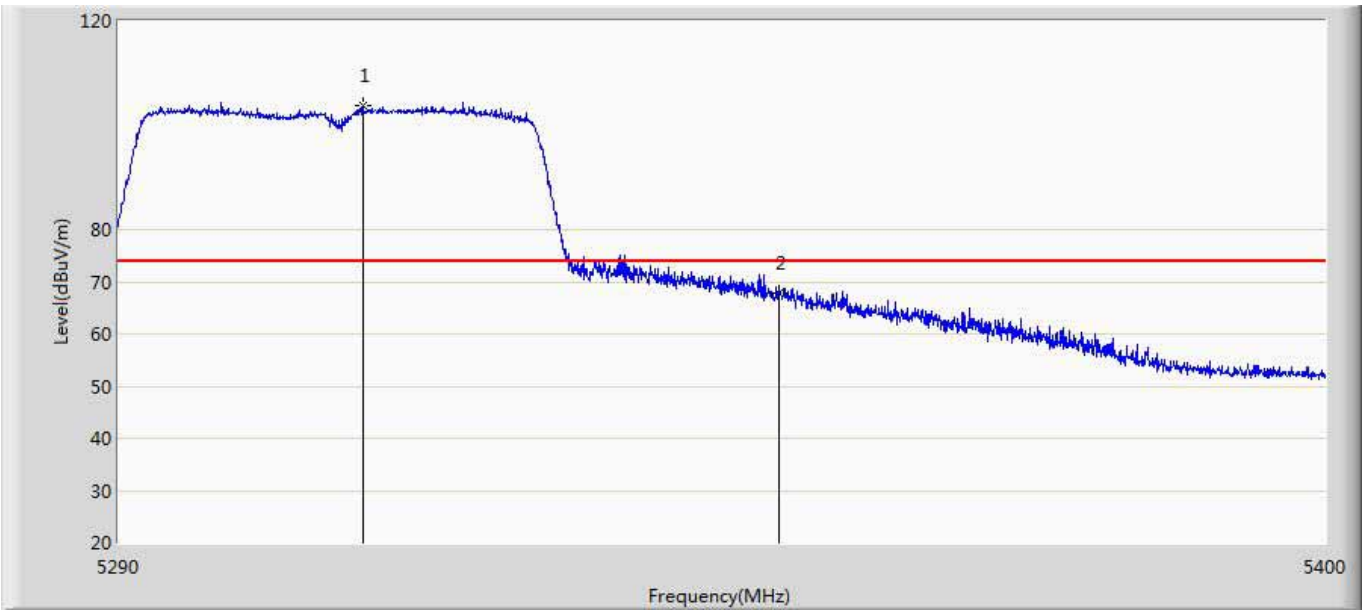

No	Mark	Frequency (MHz)	Measure Level (dBuV/m)	Reading Level (dBuV)	Over Limit (dB)	Limit (dBuV/m)	Factor (dB)	Type
1	*	5312.110	103.642	63.746	29.642	74.000	39.896	PK
2		5350.000	67.849	27.978	-6.151	74.000	39.871	PK

Engineer: Damon	
Site: AC5	Time: 2017/06/16 - 16:13
Limit: FCC_Part15.209_RE(3m)	Margin: 0
Probe: Horn_3117_00167055(1-18GHz)	Polarity: Vertical
EUT: Access Point	Power: AC 120V/60Hz
Note: Mode 8:Transmit at channel 5310MHz by 11AC40	

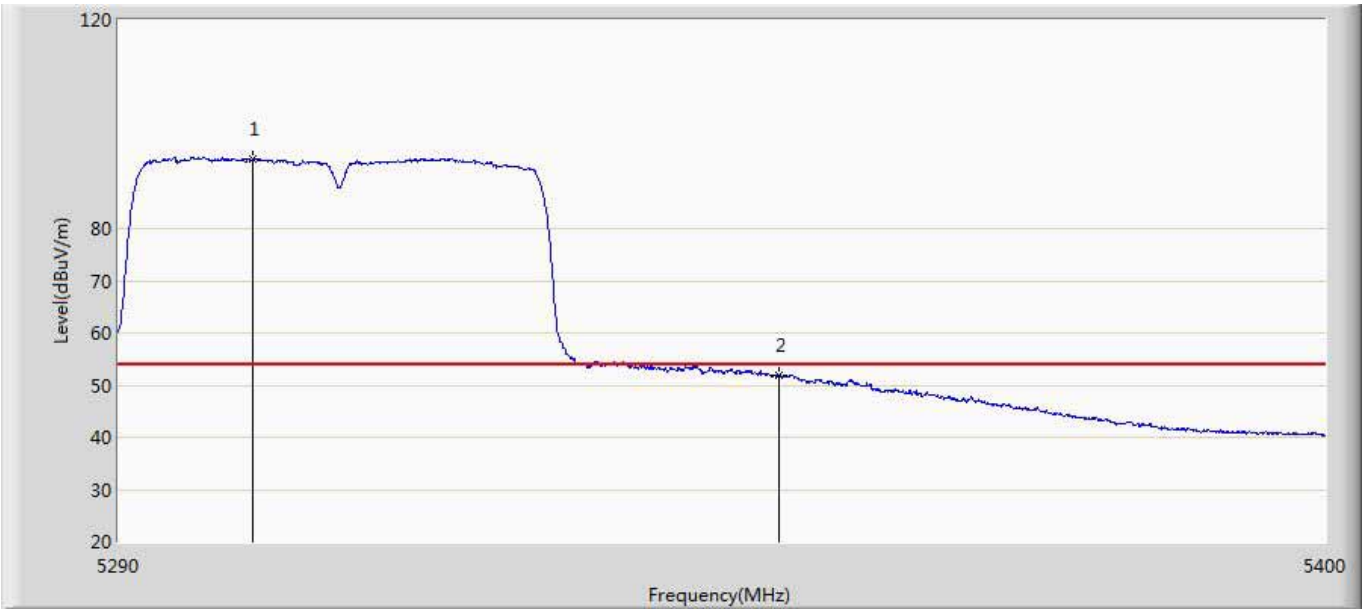

No	Mark	Frequency (MHz)	Measure Level (dBuV/m)	Reading Level (dBuV)	Over Limit (dB)	Limit (dBuV/m)	Factor (dB)	Type
1	*	5302.210	93.198	53.367	39.198	54.000	39.831	AV
2		5350.000	51.892	12.021	-2.108	54.000	39.871	AV

Engineer: Damon	
Site: AC5	Time: 2017/06/16 - 16:21
Limit: FCC_Part15.209_RE(3m)	Margin: 0
Probe: Horn_3117_00167055(1-18GHz)	Polarity: Horizontal
EUT: Access Point	Power: AC 120V/60Hz
Note: Mode 8:Transmit at channel 5510MHz by 11AC40	

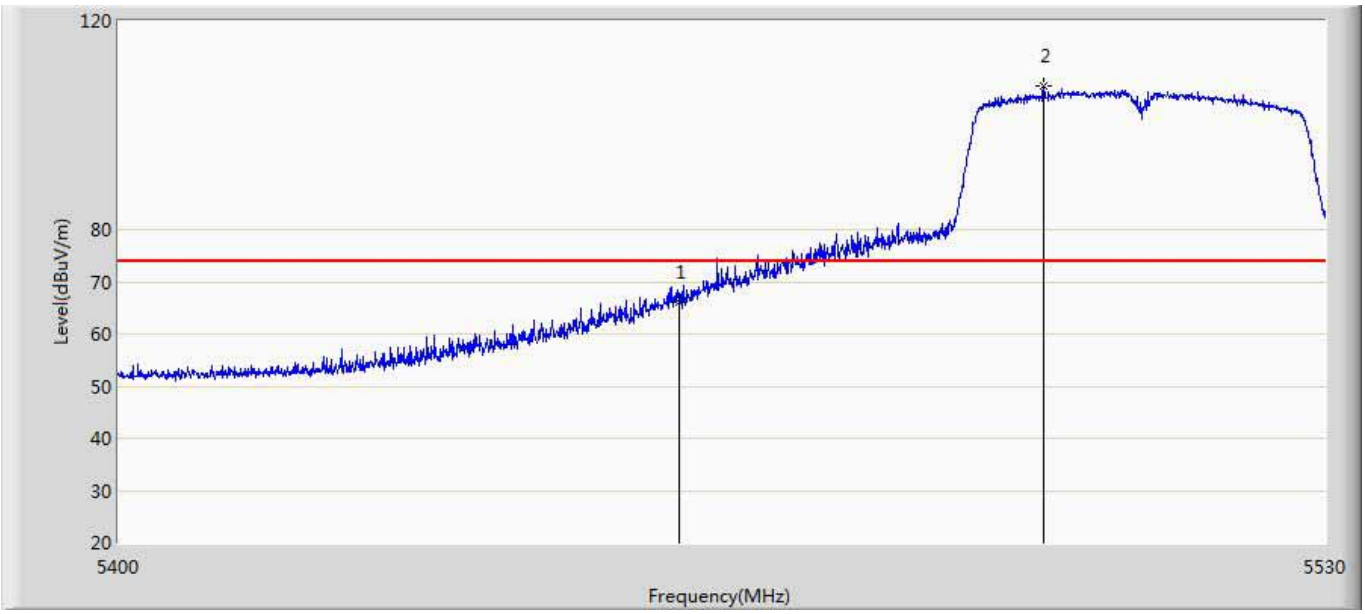

No	Mark	Frequency (MHz)	Measure Level (dBuV/m)	Reading Level (dBuV)	Over Limit (dB)	Limit (dBuV/m)	Factor (dB)	Type
1		5460.000	65.989	25.955	-8.011	74.000	40.034	PK
2	*	5499.385	107.623	67.496	33.623	74.000	40.127	PK

Engineer: Damon	
Site: AC5	Time: 2017/06/16 - 16:17
Limit: FCC_Part15.209_RE(3m)	Margin: 0
Probe: Horn_3117_00167055(1-18GHz)	Polarity: Horizontal
EUT: Access Point	Power: AC 120V/60Hz
Note: Mode 8:Transmit at channel 5510MHz by 11AC40	

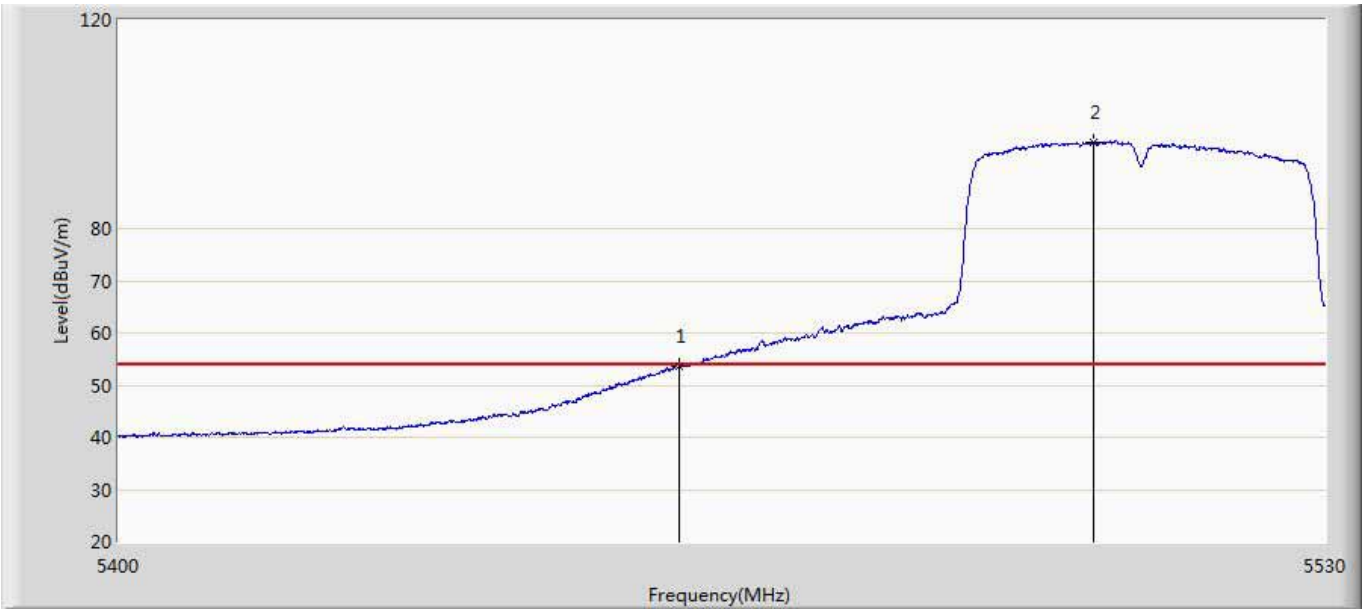

No	Mark	Frequency (MHz)	Measure Level (dBuV/m)	Reading Level (dBuV)	Over Limit (dB)	Limit (dBuV/m)	Factor (dB)	Type
1		5460.000	53.615	13.581	-0.385	54.000	40.034	AV
2	*	5504.910	96.558	56.447	42.558	54.000	40.111	AV

Engineer: Damon	
Site: AC5	Time: 2017/06/16 - 16:24
Limit: FCC_Part15.209_RE(3m)	Margin: 0
Probe: Horn_3117_00167055(1-18GHz)	Polarity: Vertical
EUT: Access Point	Power: AC 120V/60Hz
Note: Mode 8:Transmit at channel 5510MHz by 11AC40	

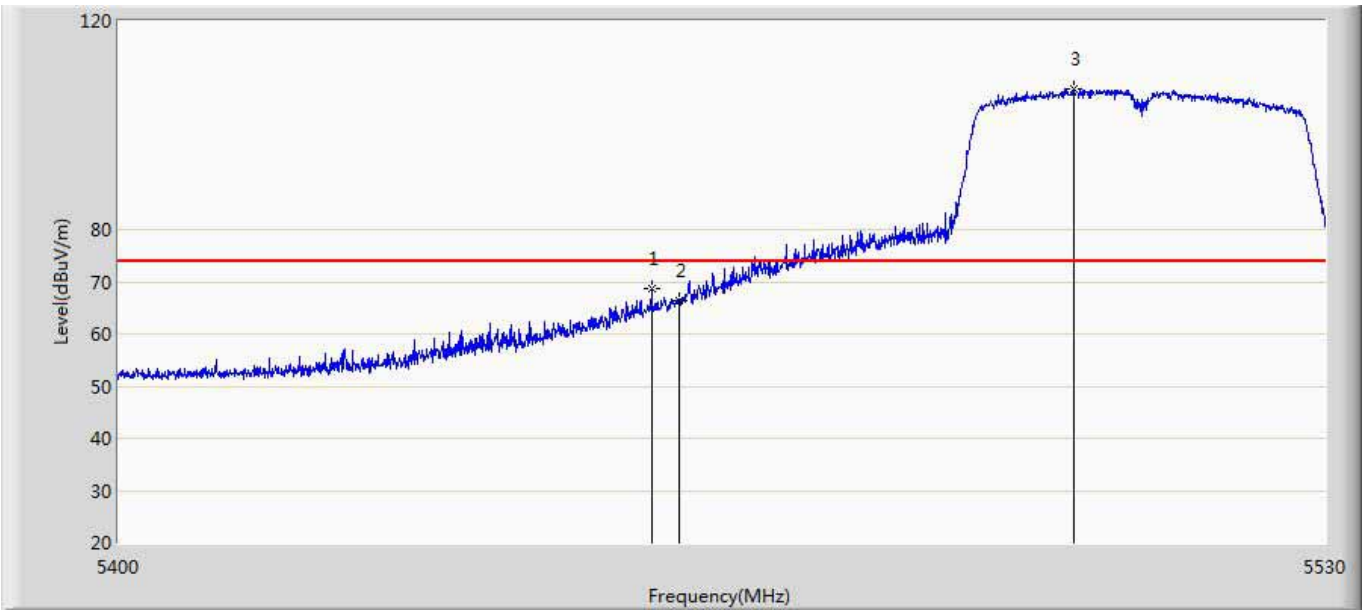

No	Mark	Frequency (MHz)	Measure Level (dBuV/m)	Reading Level (dBuV)	Over Limit (dB)	Limit (dBuV/m)	Factor (dB)	Type
1		5457.070	68.701	28.664	-5.299	74.000	40.037	PK
2		5460.000	66.508	26.474	-7.492	74.000	40.034	PK
3	*	5502.700	106.960	66.842	32.960	74.000	40.117	PK

Engineer: Damon	
Site: AC5	Time: 2017/06/16 - 16:23
Limit: FCC_Part15.209_RE(3m)	Margin: 0
Probe: Horn_3117_00167055(1-18GHz)	Polarity: Vertical
EUT: Access Point	Power: AC 120V/60Hz
Note: Mode 8:Transmit at channel 5510MHz by 11AC40	

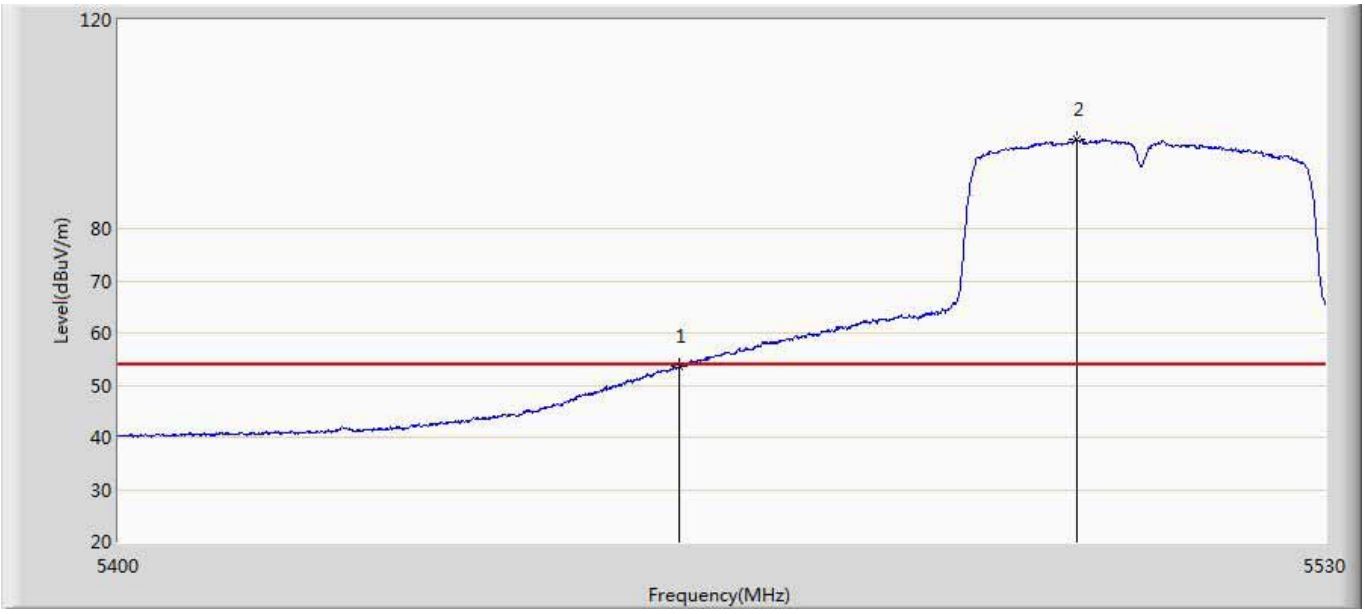

No	Mark	Frequency (MHz)	Measure Level (dBuV/m)	Reading Level (dBuV)	Over Limit (dB)	Limit (dBuV/m)	Factor (dB)	Type
1		5460.000	53.590	13.556	-0.410	54.000	40.034	AV
2	*	5503.025	97.038	56.921	43.038	54.000	40.117	AV

Engineer: Damon	
Site: AC5	Time: 2017/06/16 - 16:33
Limit: FCC_Part15.209_RE(3m)	Margin: 0
Probe: Horn_3117_00167055(1-18GHz)	Polarity: Horizontal
EUT: Access Point	Power: AC 120V/60Hz
Note: Mode 9:Transmit at channel 5290MHz by 11AC80	

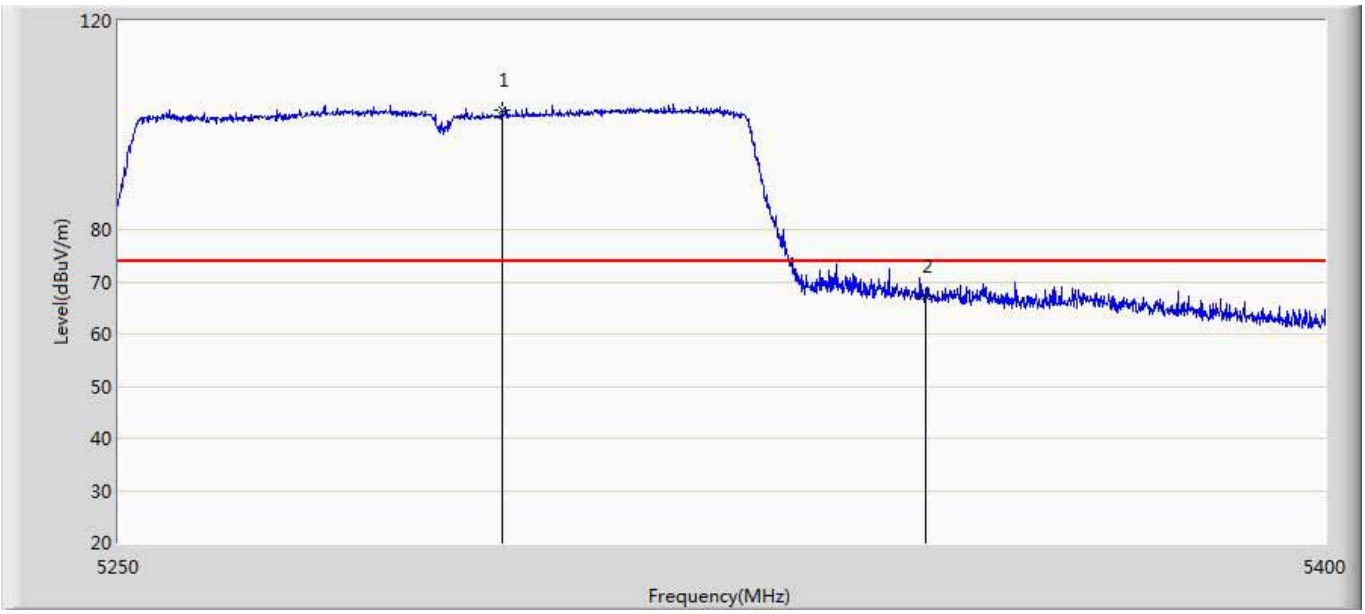

No	Mark	Frequency (MHz)	Measure Level (dBuV/m)	Reading Level (dBuV)	Over Limit (dB)	Limit (dBuV/m)	Factor (dB)	Type
1	*	5297.250	103.004	63.176	29.004	74.000	39.828	PK
2		5350.000	67.240	27.369	-6.760	74.000	39.871	PK

Engineer: Damon	
Site: AC5	Time: 2017/06/16 - 16:26
Limit: FCC_Part15.209_RE(3m)	Margin: 0
Probe: Horn_3117_00167055(1-18GHz)	Polarity: Horizontal
EUT: Access Point	Power: AC 120V/60Hz
Note: Mode 9:Transmit at channel 5290MHz by 11AC80	

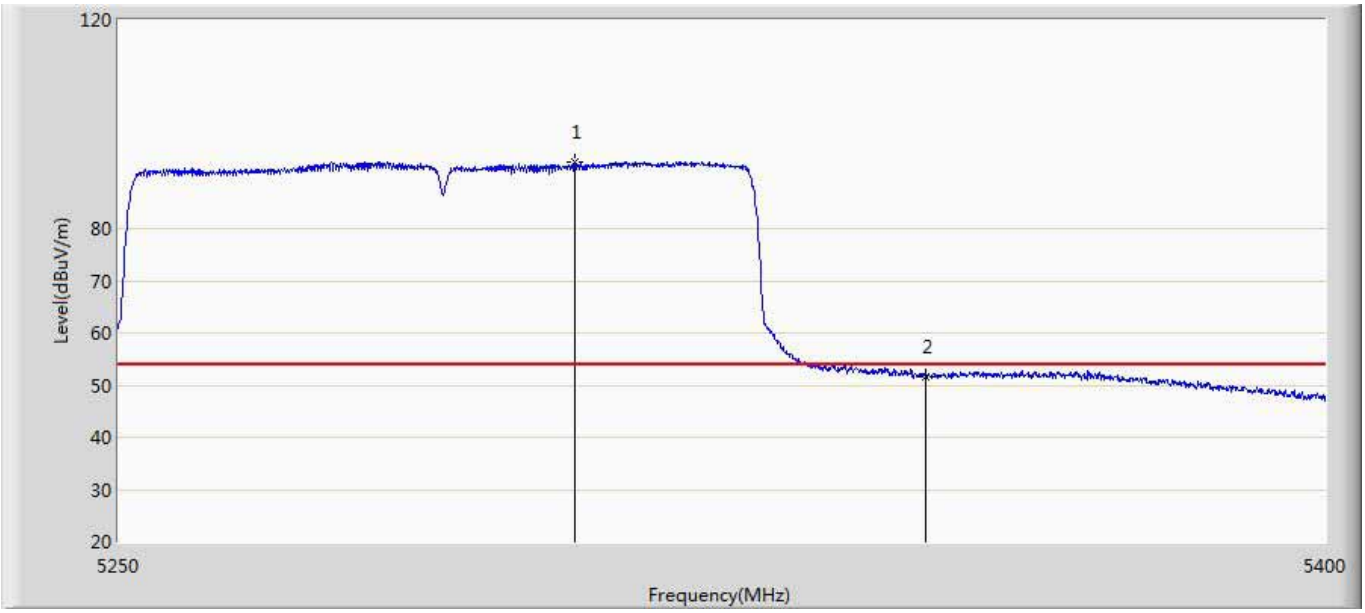

No	Mark	Frequency (MHz)	Measure Level (dBuV/m)	Reading Level (dBuV)	Over Limit (dB)	Limit (dBuV/m)	Factor (dB)	Type
1	*	5306.250	92.609	52.751	38.609	54.000	39.858	AV
2		5350.000	51.540	11.669	-2.460	54.000	39.871	AV

Engineer: Damon	
Site: AC5	Time: 2017/06/16 - 16:36
Limit: FCC_Part15.209_RE(3m)	Margin: 0
Probe: Horn_3117_00167055(1-18GHz)	Polarity: Vertical
EUT: Access Point	Power: AC 120V/60Hz
Note: Mode 9:Transmit at channel 5290MHz by 11AC80	

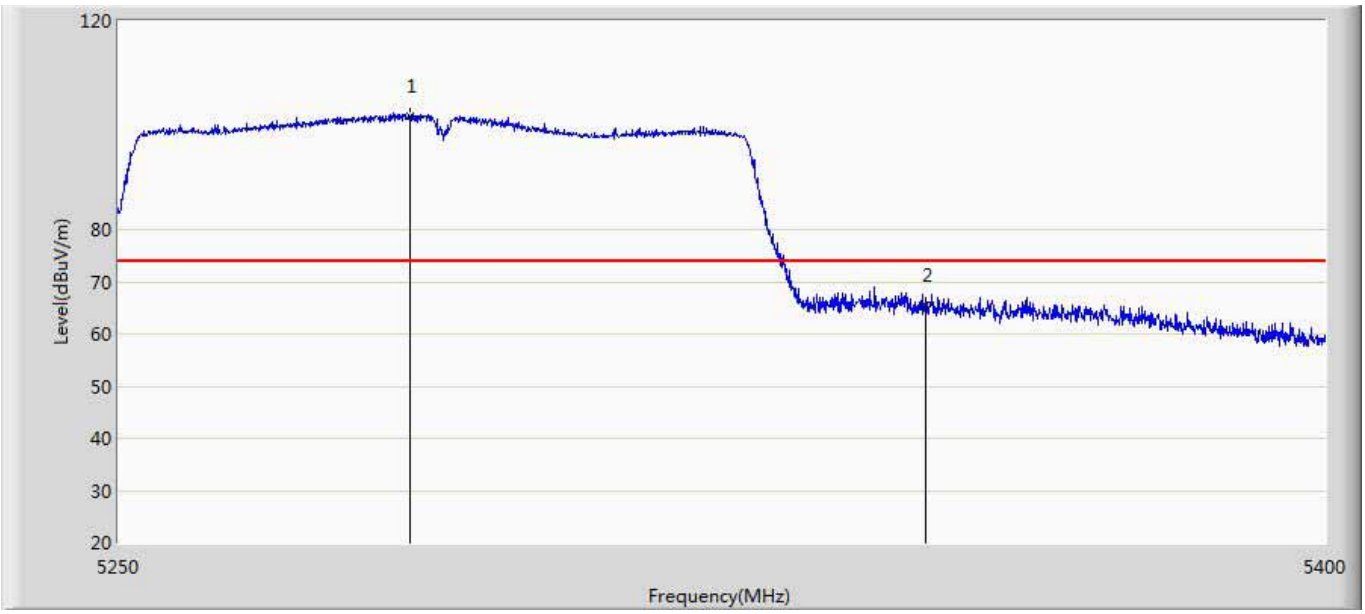

No	Mark	Frequency (MHz)	Measure Level (dBuV/m)	Reading Level (dBuV)	Over Limit (dB)	Limit (dBuV/m)	Factor (dB)	Type
1	*	5285.925	101.690	61.848	27.690	74.000	39.842	PK
2		5350.000	65.593	25.722	-8.407	74.000	39.871	PK

Engineer: Damon	
Site: AC5	Time: 2017/06/16 - 16:34
Limit: FCC_Part15.209_RE(3m)	Margin: 0
Probe: Horn_3117_00167055(1-18GHz)	Polarity: Vertical
EUT: Access Point	Power: AC 120V/60Hz
Note: Mode 9:Transmit at channel 5290MHz by 11AC80	

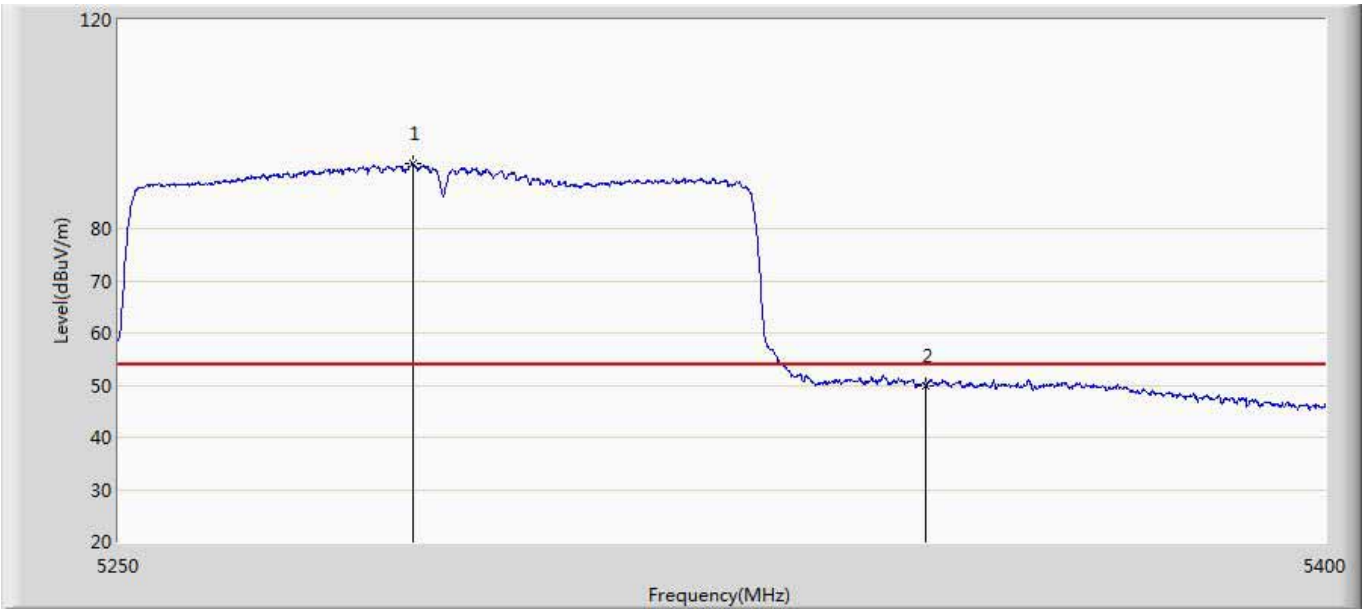

No	Mark	Frequency (MHz)	Measure Level (dBuV/m)	Reading Level (dBuV)	Over Limit (dB)	Limit (dBuV/m)	Factor (dB)	Type
1	*	5286.225	92.553	52.711	38.553	54.000	39.841	AV
2		5350.000	49.822	9.951	-4.178	54.000	39.871	AV

Engineer: Damon	
Site: AC5	Time: 2017/06/16 - 16:42
Limit: FCC_Part15.209_RE(3m)	Margin: 0
Probe: Horn_3117_00167055(1-18GHz)	Polarity: Horizontal
EUT: Access Point	Power: AC 120V/60Hz
Note: Mode 9:Transmit at channel 5530MHz by 11AC80	

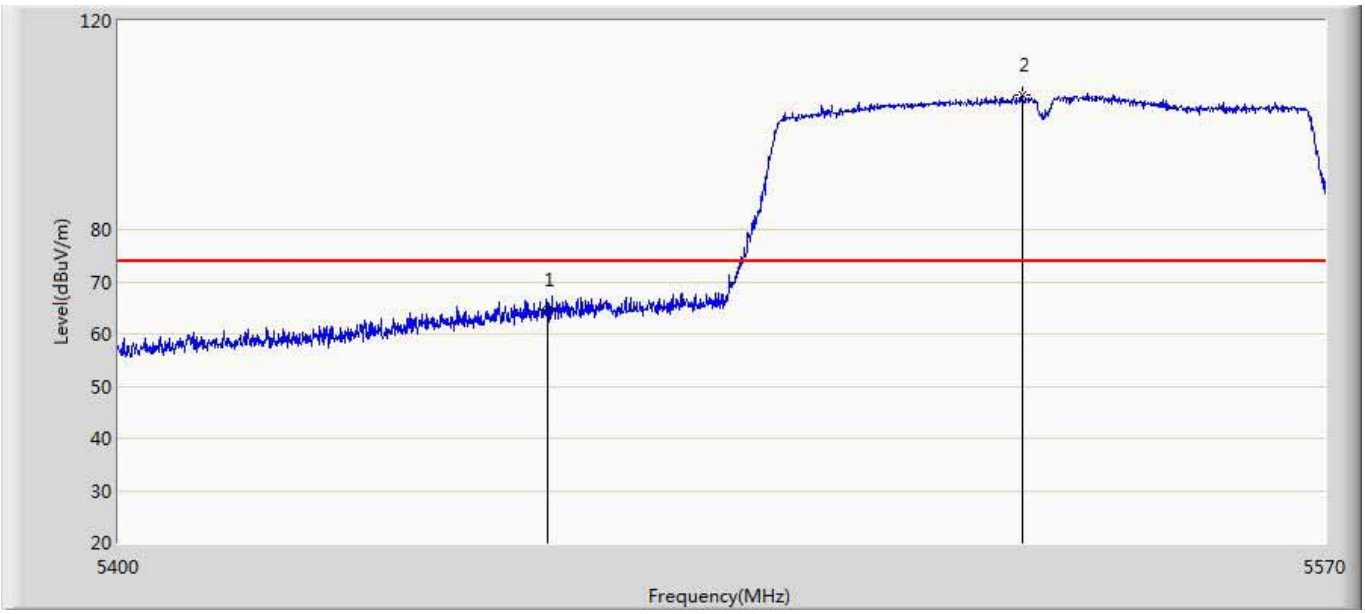

No	Mark	Frequency (MHz)	Measure Level (dBuV/m)	Reading Level (dBuV)	Over Limit (dB)	Limit (dBuV/m)	Factor (dB)	Type
1		5460.000	64.545	24.511	-9.455	74.000	40.034	PK
2	*	5526.820	105.717	65.535	31.717	74.000	40.183	PK

Engineer: Damon	
Site: AC5	Time: 2017/06/16 - 16:38
Limit: FCC_Part15.209_RE(3m)	Margin: 0
Probe: Horn_3117_00167055(1-18GHz)	Polarity: Horizontal
EUT: Access Point	Power: AC 120V/60Hz
Note: Mode 9:Transmit at channel 5530MHz by 11AC80	

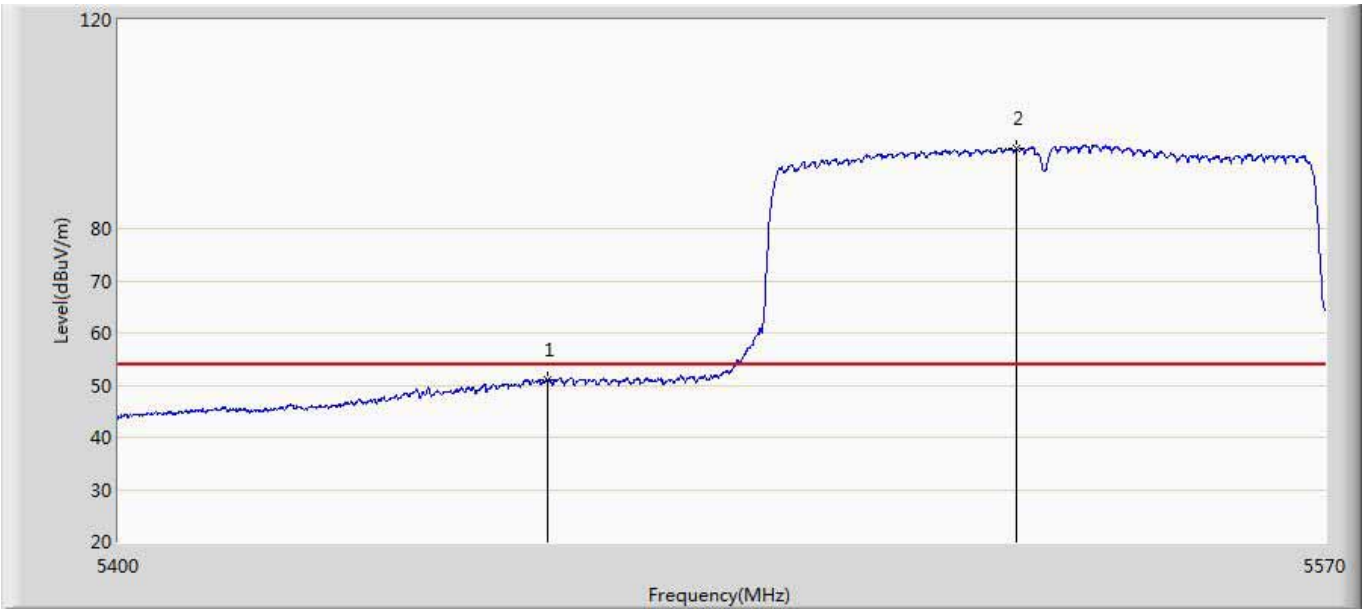

No	Mark	Frequency (MHz)	Measure Level (dBuV/m)	Reading Level (dBuV)	Over Limit (dB)	Limit (dBuV/m)	Factor (dB)	Type
1		5460.000	51.005	10.971	-2.995	54.000	40.034	AV
2	*	5526.055	95.462	55.288	41.462	54.000	40.174	AV

Engineer: Damon	
Site: AC5	Time: 2017/06/16 - 16:45
Limit: FCC_Part15.209_RE(3m)	Margin: 0
Probe: Horn_3117_00167055(1-18GHz)	Polarity: Vertical
EUT: Access Point	Power: AC 120V/60Hz
Note: Mode 9:Transmit at channel 5530MHz by 11AC80	

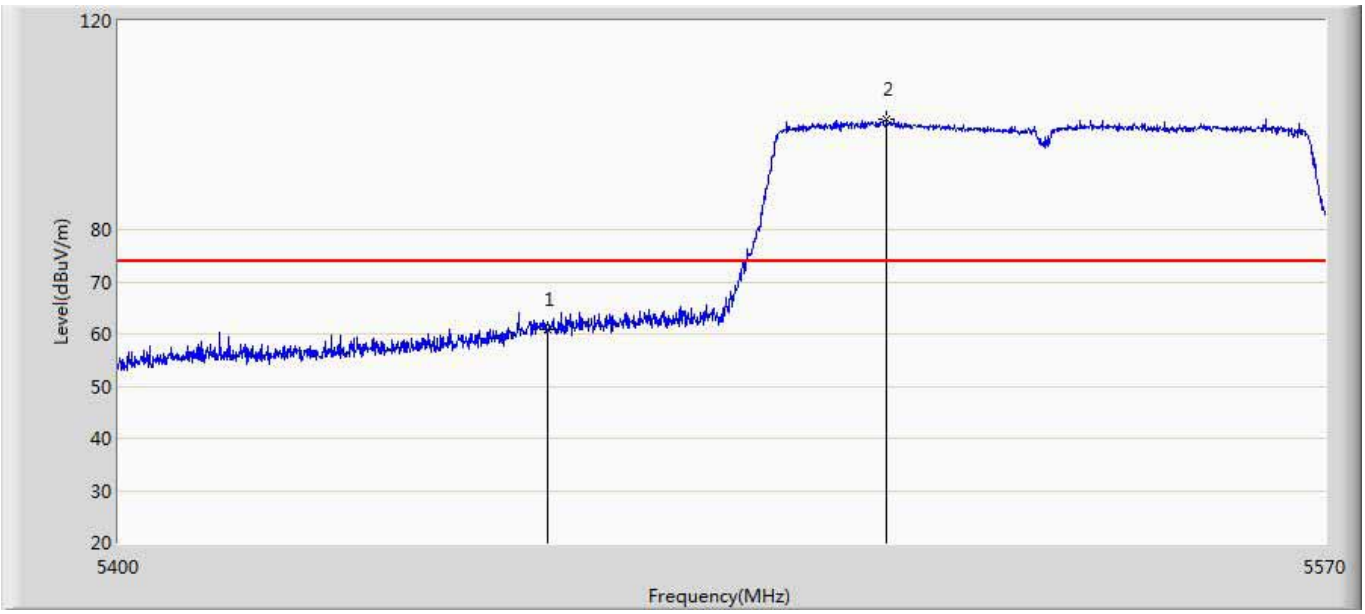

No	Mark	Frequency (MHz)	Measure Level (dBuV/m)	Reading Level (dBuV)	Over Limit (dB)	Limit (dBuV/m)	Factor (dB)	Type
1		5460.000	60.754	20.720	-13.246	74.000	40.034	PK
2	*	5507.610	101.294	61.180	27.294	74.000	40.114	PK

Engineer: Damon	
Site: AC5	Time: 2017/06/16 - 16:43
Limit: FCC_Part15.209_RE(3m)	Margin: 0
Probe: Horn_3117_00167055(1-18GHz)	Polarity: Vertical
EUT: Access Point	Power: AC 120V/60Hz
Note: Mode 9:Transmit at channel 5530MHz by 11AC80	

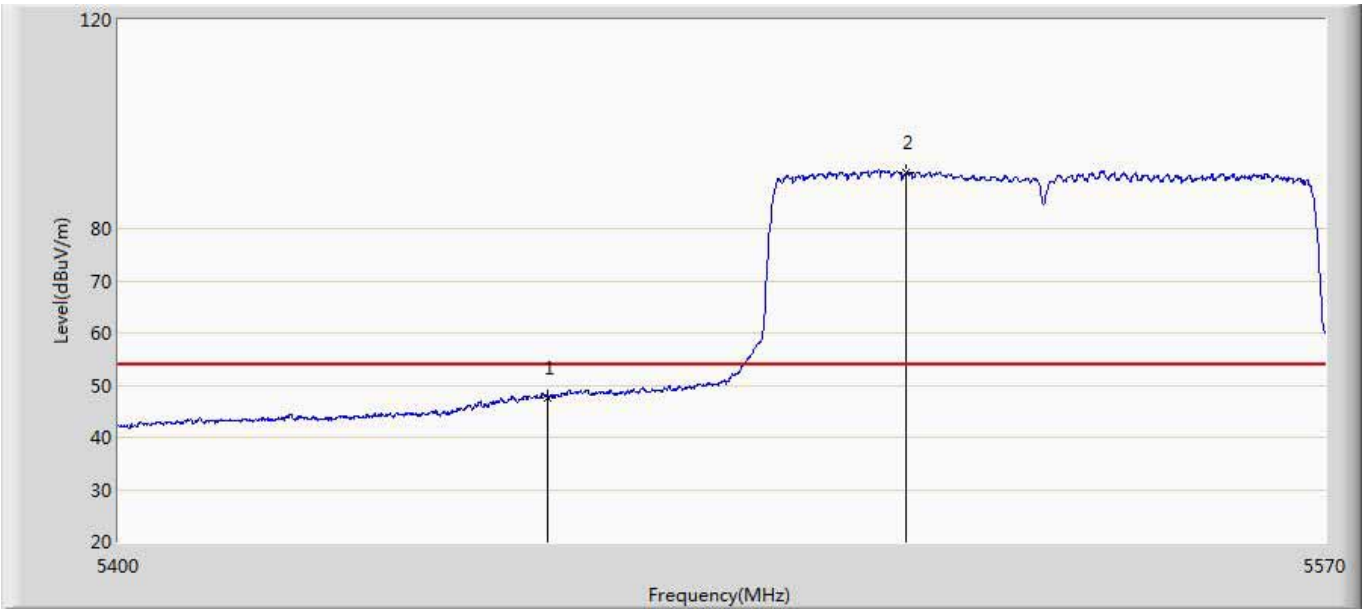

No	Mark	Frequency (MHz)	Measure Level (dBuV/m)	Reading Level (dBuV)	Over Limit (dB)	Limit (dBuV/m)	Factor (dB)	Type
1		5460.000	47.526	7.492	-6.474	54.000	40.034	AV
2	*	5510.415	90.708	50.591	36.708	54.000	40.117	AV

APEX0367:

Engineer: Damon	
Site: AC5	Time: 2017/04/28 - 07:32
Limit: FCC_Part15.209_RE(3m)	Margin: 0
Probe: Horn_3117_00167055(1-18GHz)	Polarity: Horizontal
EUT: Access Point	Power: PoE 57V
Note: Mode 1:Transmit at channel 5320MHz by 11A	

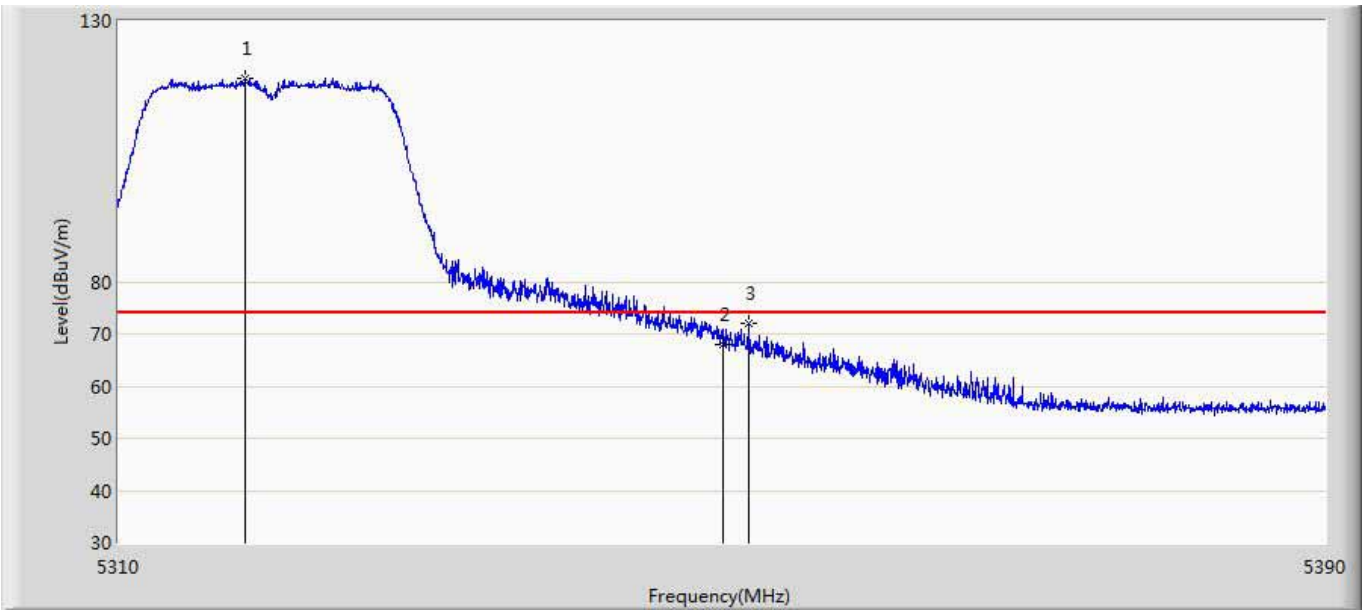

No	Mark	Frequency (MHz)	Measure Level (dBuV/m)	Reading Level (dBuV)	Over Limit (dB)	Limit (dBuV/m)	Factor (dB)	Type
1	*	5318.360	119.046	77.384	45.046	74.000	41.661	PK
2		5350.000	68.103	26.392	-5.897	74.000	41.711	PK
3		5351.640	71.910	30.181	-2.090	74.000	41.729	PK

Engineer: Damon	
Site: AC5	Time: 2017/04/28 - 07:38
Limit: FCC_Part15.209_RE(3m)	Margin: 0
Probe: Horn_3117_00167055(1-18GHz)	Polarity: Horizontal
EUT: Access Point	Power: PoE 57V
Note: Mode 1:Transmit at channel 5320MHz by 11A	

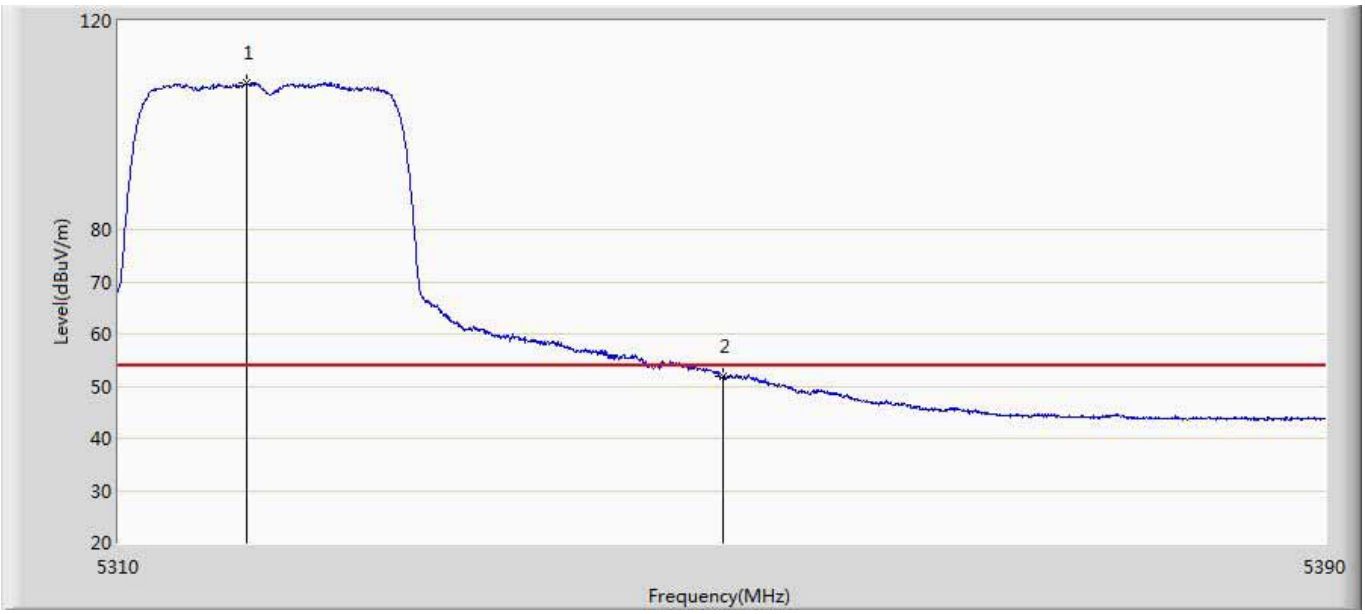

No	Mark	Frequency (MHz)	Measure Level (dBuV/m)	Reading Level (dBuV)	Over Limit (dB)	Limit (dBuV/m)	Factor (dB)	Type
1	*	5318.480	108.107	66.446	54.107	54.000	41.660	AV
2		5350.000	51.763	10.052	-2.237	54.000	41.711	AV

Engineer: Damon	
Site: AC5	Time: 2017/04/28 - 07:45
Limit: FCC_Part15.209_RE(3m)	Margin: 0
Probe: Horn_3117_00167055(1-18GHz)	Polarity: Vertical
EUT: Access Point	Power: PoE 57V
Note: Mode 1:Transmit at channel 5320MHz by 11A	

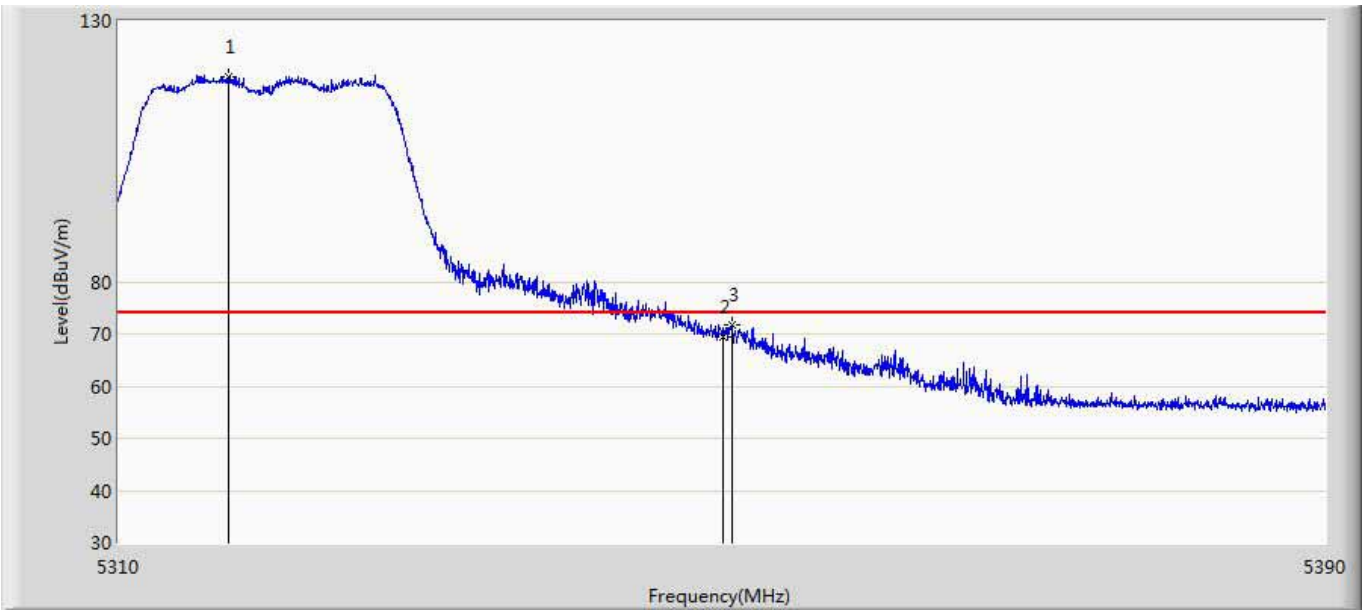

No	Mark	Frequency (MHz)	Measure Level (dBuV/m)	Reading Level (dBuV)	Over Limit (dB)	Limit (dBuV/m)	Factor (dB)	Type
1	*	5317.240	119.253	77.595	45.253	74.000	41.658	PK
2		5350.000	69.367	27.656	-4.633	74.000	41.711	PK
3		5350.520	71.712	29.995	-2.288	74.000	41.717	PK

Engineer: Damon	
Site: AC5	Time: 2017/04/28 - 07:47
Limit: FCC_Part15.209_RE(3m)	Margin: 0
Probe: Horn_3117_00167055(1-18GHz)	Polarity: Vertical
EUT: Access Point	Power: PoE 57V
Note: Mode 1:Transmit at channel 5320MHz by 11A	

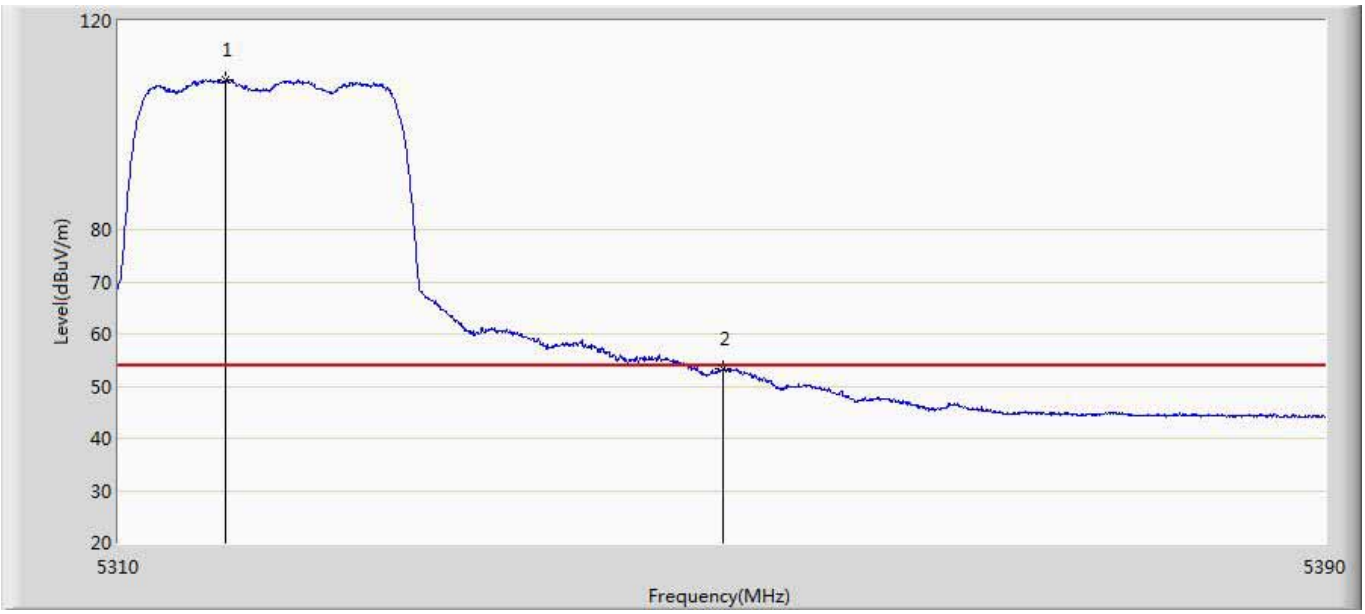

No	Mark	Frequency (MHz)	Measure Level (dBuV/m)	Reading Level (dBuV)	Over Limit (dB)	Limit (dBuV/m)	Factor (dB)	Type
1	*	5317.040	108.681	67.025	54.681	54.000	41.656	AV
2		5350.000	53.381	11.670	-0.619	54.000	41.711	AV

Engineer: Damon	
Site: AC5	Time: 2017/04/28 - 07:54
Limit: FCC_Part15.209_RE(3m)	Margin: 0
Probe: Horn_3117_00167055(1-18GHz)	Polarity: Horizontal
EUT: Access Point	Power: PoE 57V
Note: Mode 1:Transmit at channel 5500MHz by 11A	

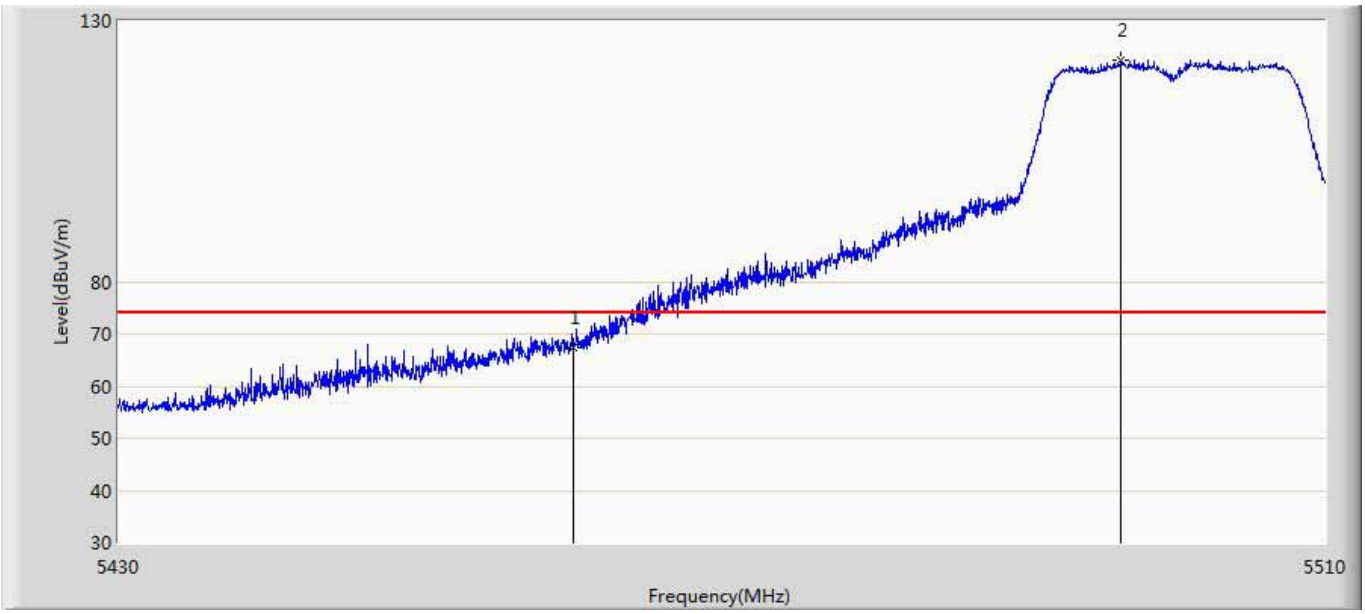

No	Mark	Frequency (MHz)	Measure Level (dBuV/m)	Reading Level (dBuV)	Over Limit (dB)	Limit (dBuV/m)	Factor (dB)	Type
1		5460.000	67.362	25.443	-6.638	74.000	41.919	PK
2	*	5496.400	122.491	80.512	48.491	74.000	41.978	PK

Engineer: Damon	
Site: AC5	Time: 2017/04/28 - 07:56
Limit: FCC_Part15.209_RE(3m)	Margin: 0
Probe: Horn_3117_00167055(1-18GHz)	Polarity: Horizontal
EUT: Access Point	Power: PoE 57V
Note: Mode 1:Transmit at channel 5500MHz by 11A	

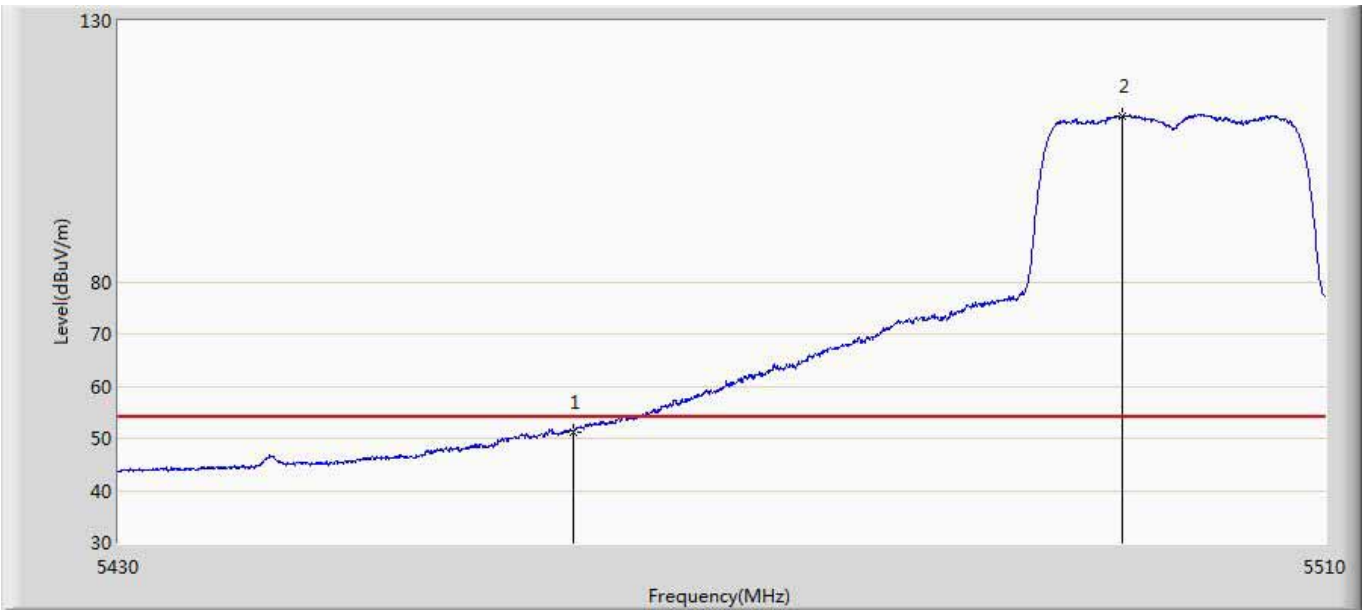

No	Mark	Frequency (MHz)	Measure Level (dBuV/m)	Reading Level (dBuV)	Over Limit (dB)	Limit (dBuV/m)	Factor (dB)	Type
1		5460.000	51.265	9.346	-2.735	54.000	41.919	AV
2	*	5496.480	111.880	69.901	57.880	54.000	41.978	AV

Engineer: Damon	
Site: AC5	Time: 2017/04/28 - 07:58
Limit: FCC_Part15.209_RE(3m)	Margin: 0
Probe: Horn_3117_00167055(1-18GHz)	Polarity: Vertical
EUT: Access Point	Power: PoE 57V
Note: Mode 1:Transmit at channel 5500MHz by 11A	

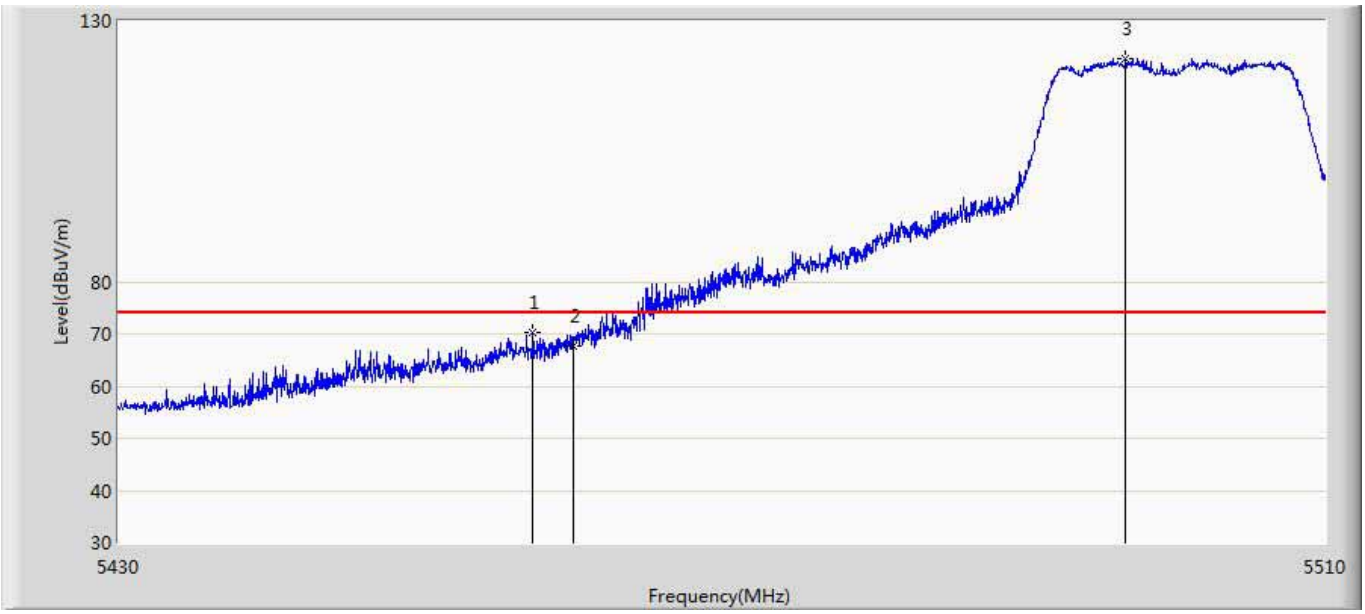

No	Mark	Frequency (MHz)	Measure Level (dBuV/m)	Reading Level (dBuV)	Over Limit (dB)	Limit (dBuV/m)	Factor (dB)	Type
1		5457.360	70.307	28.383	-3.693	74.000	41.923	PK
2		5460.000	67.681	25.762	-6.319	74.000	41.919	PK
3	*	5496.680	122.767	80.787	48.767	74.000	41.980	PK

Engineer: Damon	
Site: AC5	Time: 2017/04/28 - 07:59
Limit: FCC_Part15.209_RE(3m)	Margin: 0
Probe: Horn_3117_00167055(1-18GHz)	Polarity: Vertical
EUT: Access Point	Power: PoE 57V
Note: Mode 1:Transmit at channel 5500MHz by 11A	

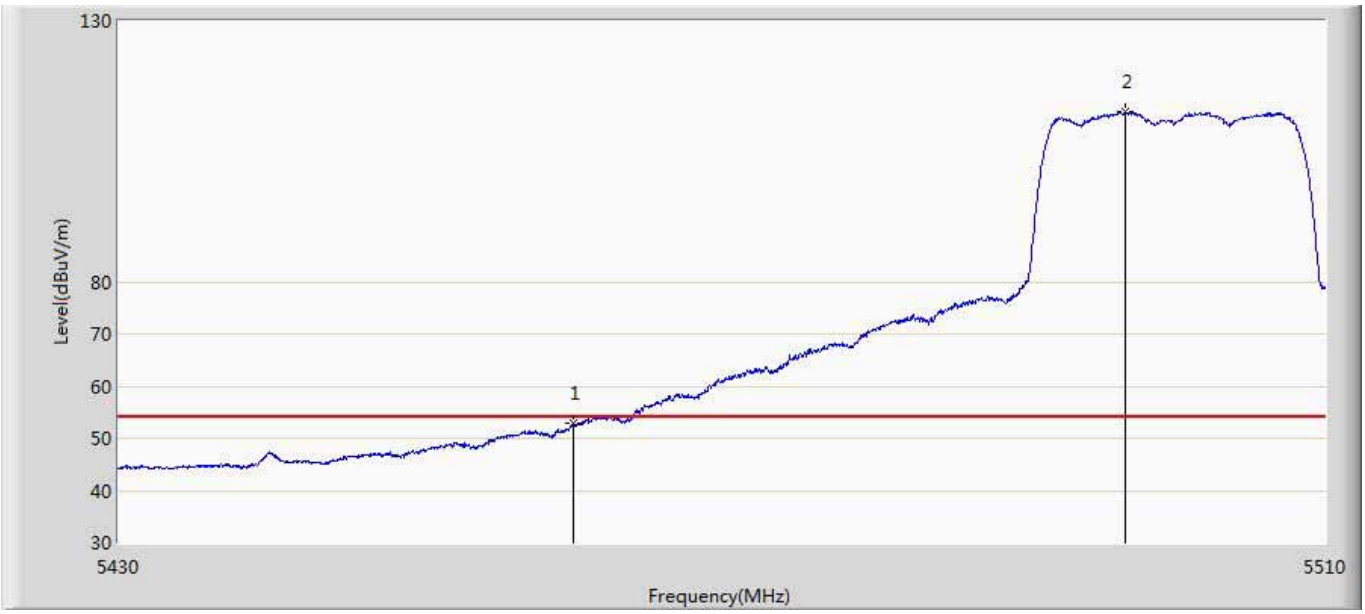

No	Mark	Frequency (MHz)	Measure Level (dBuV/m)	Reading Level (dBuV)	Over Limit (dB)	Limit (dBuV/m)	Factor (dB)	Type
1		5460.000	52.759	10.840	-1.241	54.000	41.919	AV
2	*	5496.720	112.548	70.568	58.548	54.000	41.980	AV

Engineer: Damon	
Site: AC5	Time: 2017/04/29 - 17:33
Limit: FCC_Part15.209_RE(3m)	Margin: 0
Probe: Horn_3117_00167055(1-18GHz)	Polarity: Horizontal
EUT: Access Point	Power: PoE 57V
Note: Mode 2:Transmit at channel 5320MHz by 11N20	

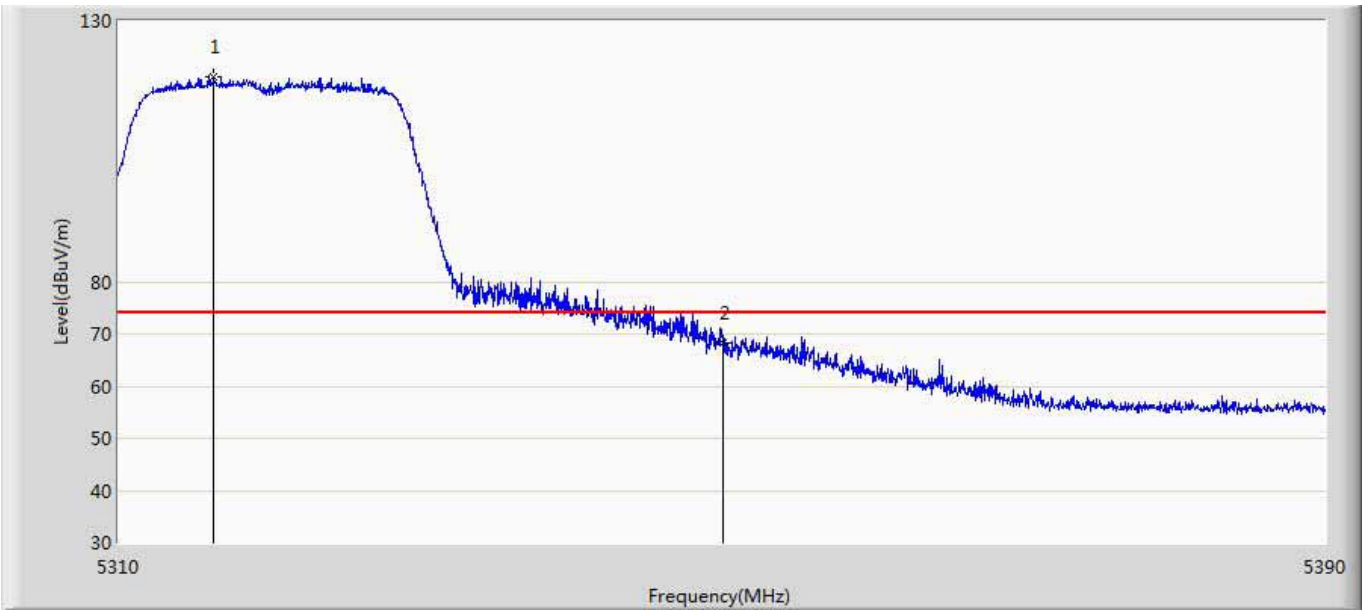

No	Mark	Frequency (MHz)	Measure Level (dBuV/m)	Reading Level (dBuV)	Over Limit (dB)	Limit (dBuV/m)	Factor (dB)	Type
1	*	5316.280	119.417	77.767	45.417	74.000	41.650	PK
2		5350.000	68.336	26.625	-5.664	74.000	41.711	PK

Engineer: Damon	
Site: AC5	Time: 2017/04/29 - 17:36
Limit: FCC_Part15.209_RE(3m)	Margin: 0
Probe: Horn_3117_00167055(1-18GHz)	Polarity: Horizontal
EUT: Access Point	Power: PoE 57V
Note: Mode 2:Transmit at channel 5320MHz by 11N20	

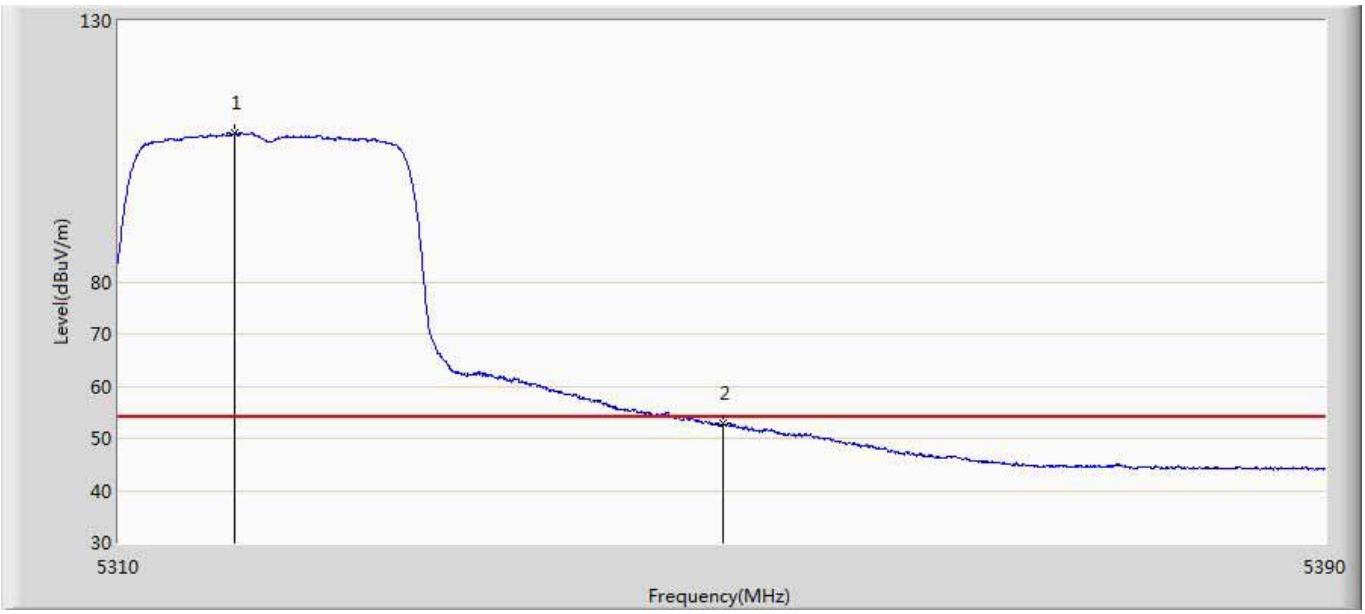

No	Mark	Frequency (MHz)	Measure Level (dBuV/m)	Reading Level (dBuV)	Over Limit (dB)	Limit (dBuV/m)	Factor (dB)	Type
1	*	5317.680	108.425	66.764	54.425	54.000	41.662	AV
2		5350.000	52.782	11.071	-1.218	54.000	41.711	AV

Engineer: Damon	
Site: AC5	Time: 2017/04/29 - 17:38
Limit: FCC_Part15.209_RE(3m)	Margin: 0
Probe: Horn_3117_00167055(1-18GHz)	Polarity: Vertical
EUT: Access Point	Power: PoE 57V
Note: Mode 2:Transmit at channel 5320MHz by 11N20	

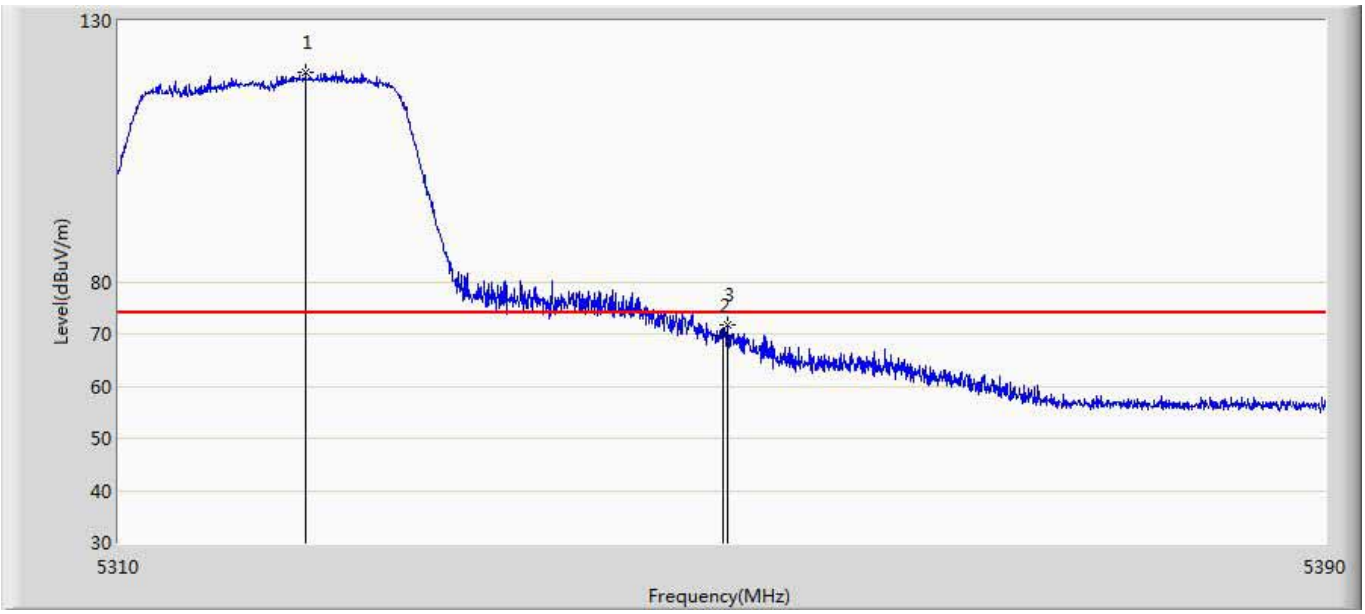

No	Mark	Frequency (MHz)	Measure Level (dBuV/m)	Reading Level (dBuV)	Over Limit (dB)	Limit (dBuV/m)	Factor (dB)	Type
1	*	5322.360	120.215	78.581	46.215	74.000	41.633	PK
2		5350.000	69.843	28.132	-4.157	74.000	41.711	PK
3		5350.280	71.725	30.011	-2.275	74.000	41.714	PK

Engineer: Damon	
Site: AC5	Time: 2017/04/29 - 17:39
Limit: FCC_Part15.209_RE(3m)	Margin: 0
Probe: Horn_3117_00167055(1-18GHz)	Polarity: Vertical
EUT: Access Point	Power: PoE 57V
Note: Mode 2:Transmit at channel 5320MHz by 11N20	

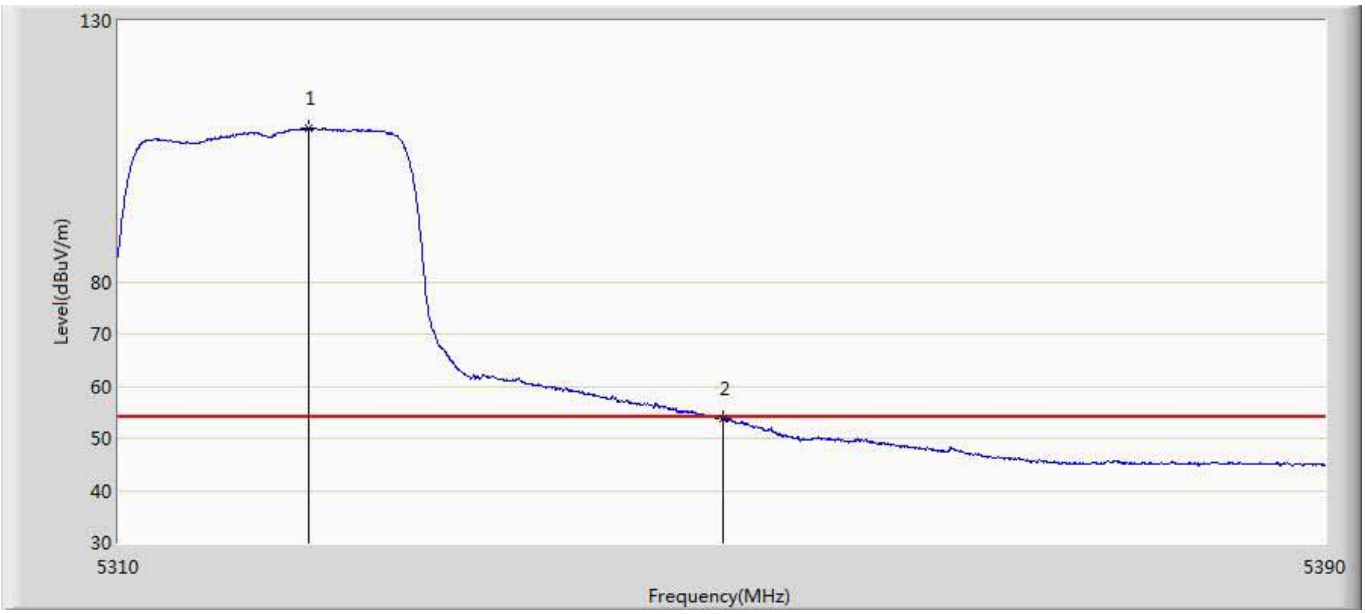

No	Mark	Frequency (MHz)	Measure Level (dBuV/m)	Reading Level (dBuV)	Over Limit (dB)	Limit (dBuV/m)	Factor (dB)	Type
1	*	5322.560	109.357	67.725	55.357	54.000	41.633	AV
2		5350.000	53.839	12.128	-0.161	54.000	41.711	AV

Engineer: Damon	
Site: AC5	Time: 2017/04/29 - 17:41
Limit: FCC_Part15.209_RE(3m)	Margin: 0
Probe: Horn_3117_00167055(1-18GHz)	Polarity: Horizontal
EUT: Access Point	Power: PoE 57V
Note: Mode 2:Transmit at channel 5500MHz by 11N20	

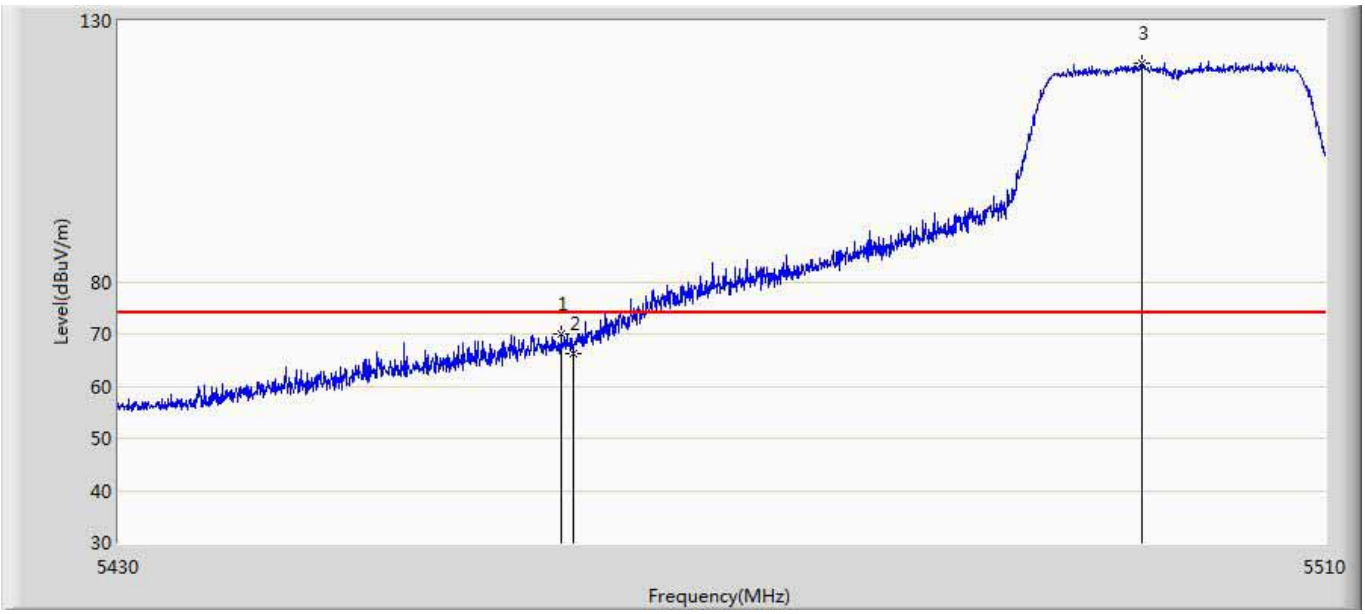

No	Mark	Frequency (MHz)	Measure Level (dBuV/m)	Reading Level (dBuV)	Over Limit (dB)	Limit (dBuV/m)	Factor (dB)	Type
1		5459.200	70.028	28.107	-3.972	74.000	41.921	PK
2		5460.000	66.318	24.399	-7.682	74.000	41.919	PK
3	*	5497.840	121.966	79.982	47.966	74.000	41.984	PK

Engineer: Damon	
Site: AC5	Time: 2017/04/29 - 17:44
Limit: FCC_Part15.209_RE(3m)	Margin: 0
Probe: Horn_3117_00167055(1-18GHz)	Polarity: Horizontal
EUT: Access Point	Power: PoE 57V
Note: Mode 2:Transmit at channel 5500MHz by 11N20	

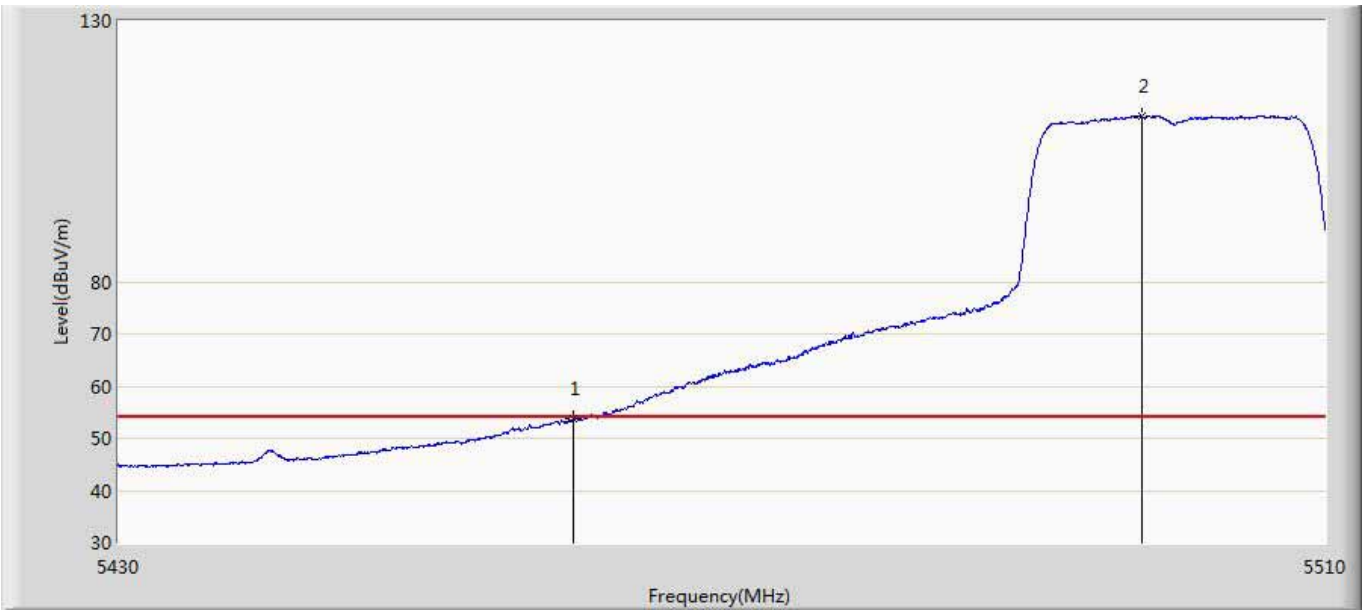

No	Mark	Frequency (MHz)	Measure Level (dBuV/m)	Reading Level (dBuV)	Over Limit (dB)	Limit (dBuV/m)	Factor (dB)	Type
1		5460.000	53.702	11.783	-0.298	54.000	41.919	AV
2	*	5497.760	111.872	69.889	57.872	54.000	41.983	AV

Engineer: Damon	
Site: AC5	Time: 2017/04/29 - 17:45
Limit: FCC_Part15.209_RE(3m)	Margin: 0
Probe: Horn_3117_00167055(1-18GHz)	Polarity: Vertical
EUT: Access Point	Power: PoE 57V
Note: Mode 2:Transmit at channel 5500MHz by 11N20	

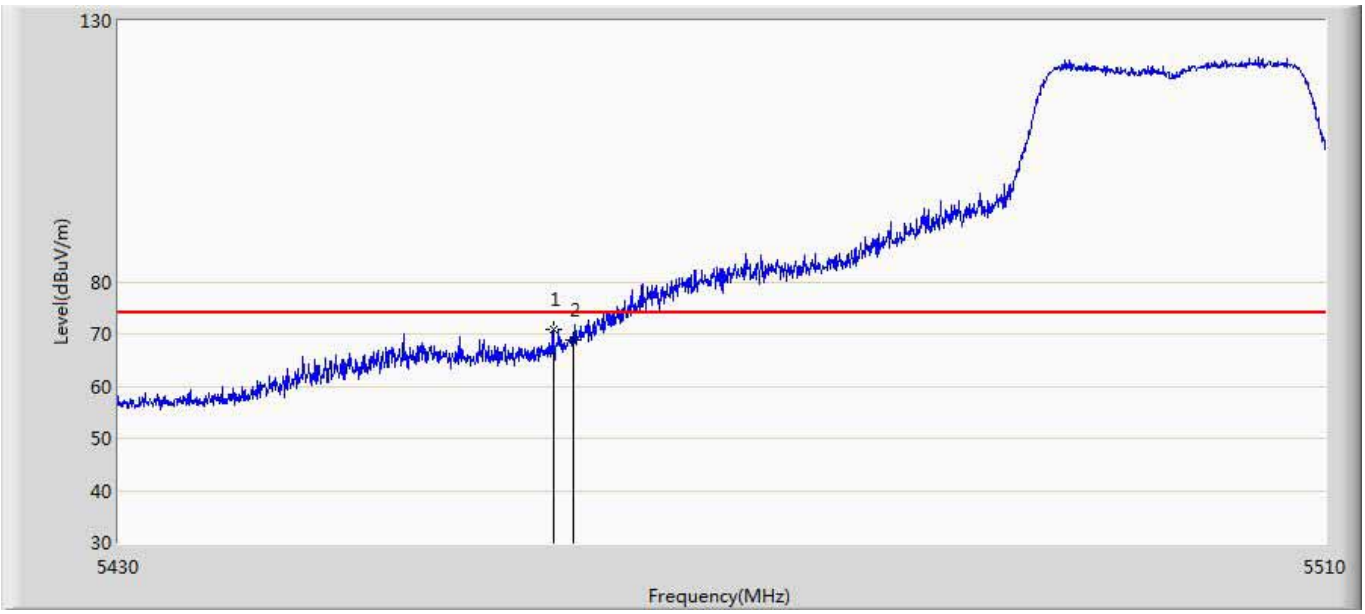

No	Mark	Frequency (MHz)	Measure Level (dBuV/m)	Reading Level (dBuV)	Over Limit (dB)	Limit (dBuV/m)	Factor (dB)	Type
1	*	5458.720	70.763	28.841	-3.237	74.000	41.922	PK
2		5460.000	68.939	27.020	-5.061	74.000	41.919	PK

Engineer: Damon	
Site: AC5	Time: 2017/04/29 - 17:47
Limit: FCC_Part15.209_RE(3m)	Margin: 0
Probe: Horn_3117_00167055(1-18GHz)	Polarity: Vertical
EUT: Access Point	Power: PoE 57V
Note: Mode 2:Transmit at channel 5500MHz by 11N20	

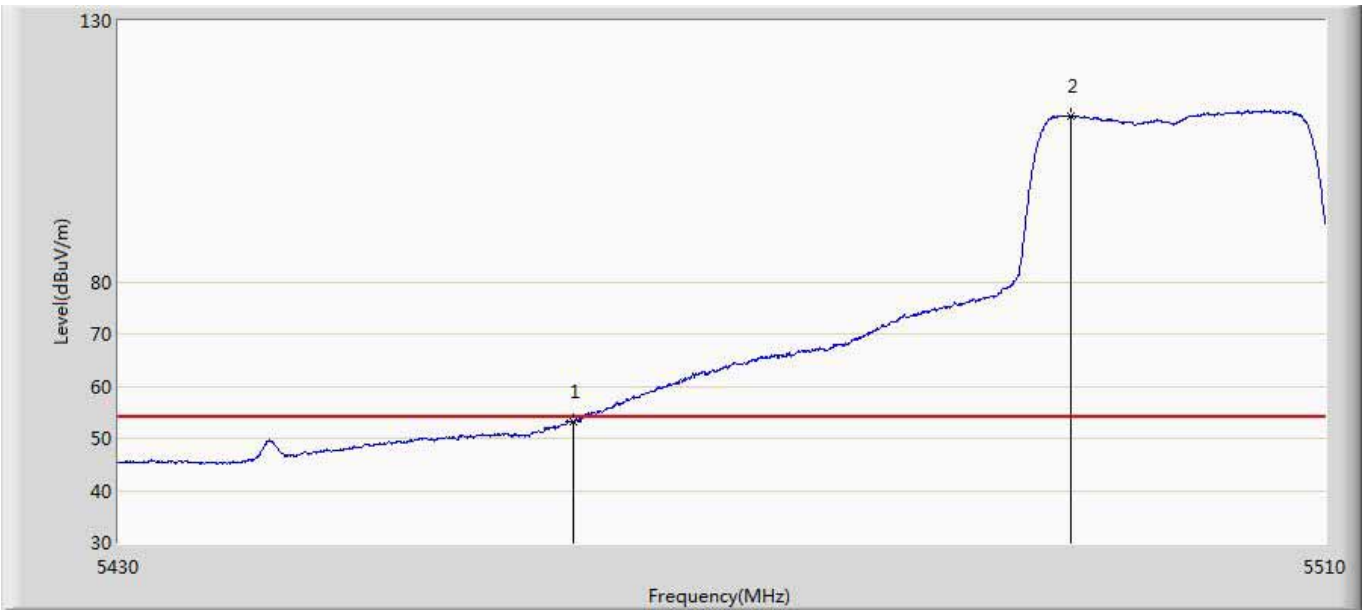

No	Mark	Frequency (MHz)	Measure Level (dBuV/m)	Reading Level (dBuV)	Over Limit (dB)	Limit (dBuV/m)	Factor (dB)	Type
1		5460.000	53.167	11.248	-0.833	54.000	41.919	AV
2	*	5493.040	111.841	69.874	57.841	54.000	41.968	AV

Engineer: Damon	
Site: AC5	Time: 2017/04/29 - 17:56
Limit: FCC_Part15.209_RE(3m)	Margin: 0
Probe: Horn_3117_00167055(1-18GHz)	Polarity: Horizontal
EUT: Access Point	Power: PoE 57V
Note: Mode 3:Transmit at channel 5320MHz by 11AC20	

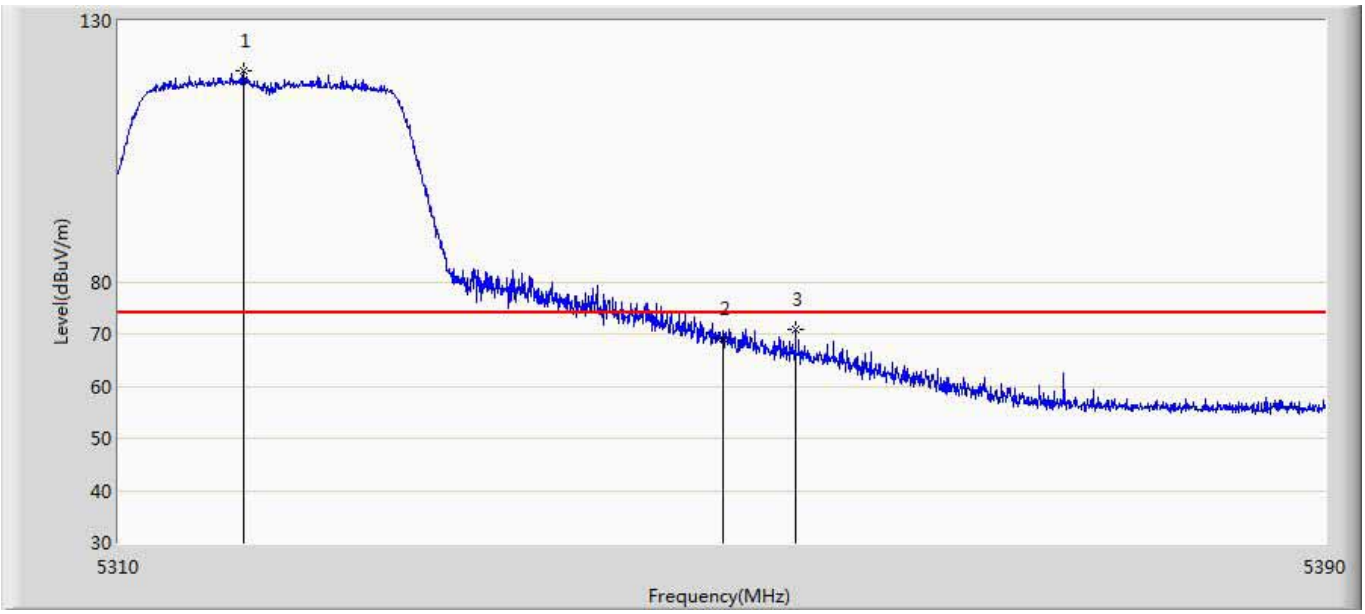

No	Mark	Frequency (MHz)	Measure Level (dBuV/m)	Reading Level (dBuV)	Over Limit (dB)	Limit (dBuV/m)	Factor (dB)	Type
1	*	5318.240	120.322	78.660	46.322	74.000	41.662	PK
2		5350.000	69.084	27.373	-4.916	74.000	41.711	PK
3		5354.760	70.950	29.236	-3.050	74.000	41.715	PK

Engineer: Damon	
Site: AC5	Time: 2017/04/29 - 17:59
Limit: FCC_Part15.209_RE(3m)	Margin: 0
Probe: Horn_3117_00167055(1-18GHz)	Polarity: Horizontal
EUT: Access Point	Power: PoE 57V
Note: Mode 3:Transmit at channel 5320MHz by 11AC20	

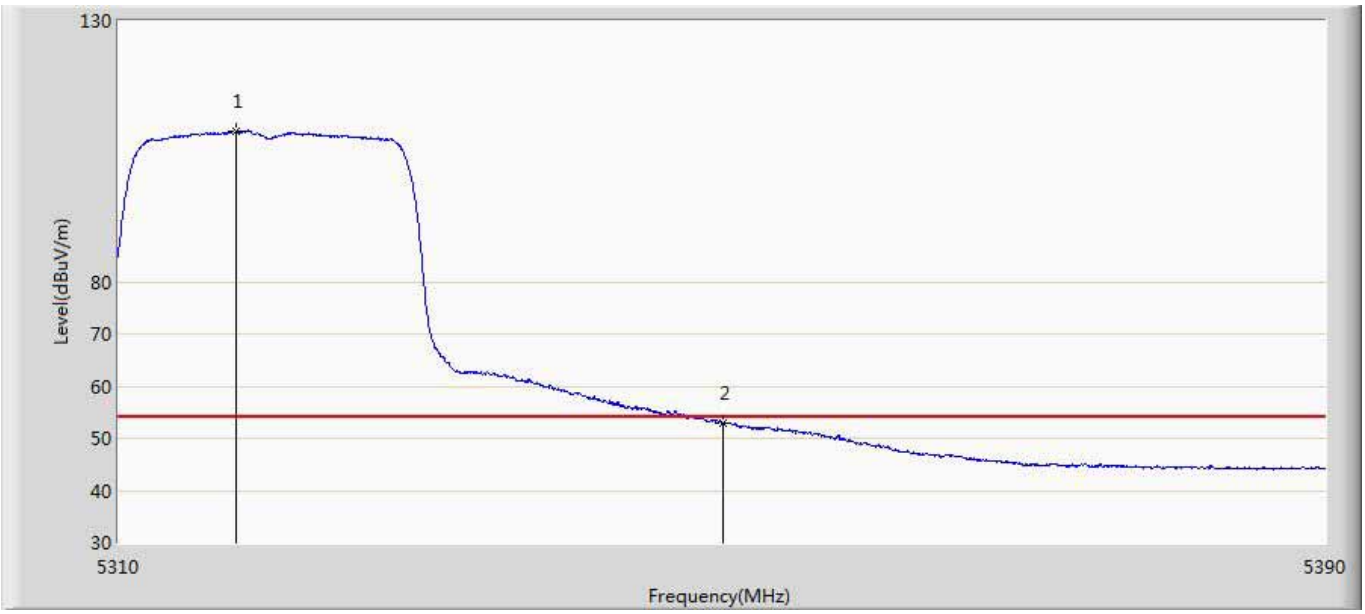

No	Mark	Frequency (MHz)	Measure Level (dBuV/m)	Reading Level (dBuV)	Over Limit (dB)	Limit (dBuV/m)	Factor (dB)	Type
1	*	5317.800	108.735	67.073	54.735	54.000	41.663	AV
2		5350.000	52.876	11.165	-1.124	54.000	41.711	AV

Engineer: Damon	
Site: AC5	Time: 2017/04/29 - 18:00
Limit: FCC_Part15.209_RE(3m)	Margin: 0
Probe: Horn_3117_00167055(1-18GHz)	Polarity: Vertical
EUT: Access Point	Power: PoE 57V
Note: Mode 3:Transmit at channel 5320MHz by 11AC20	

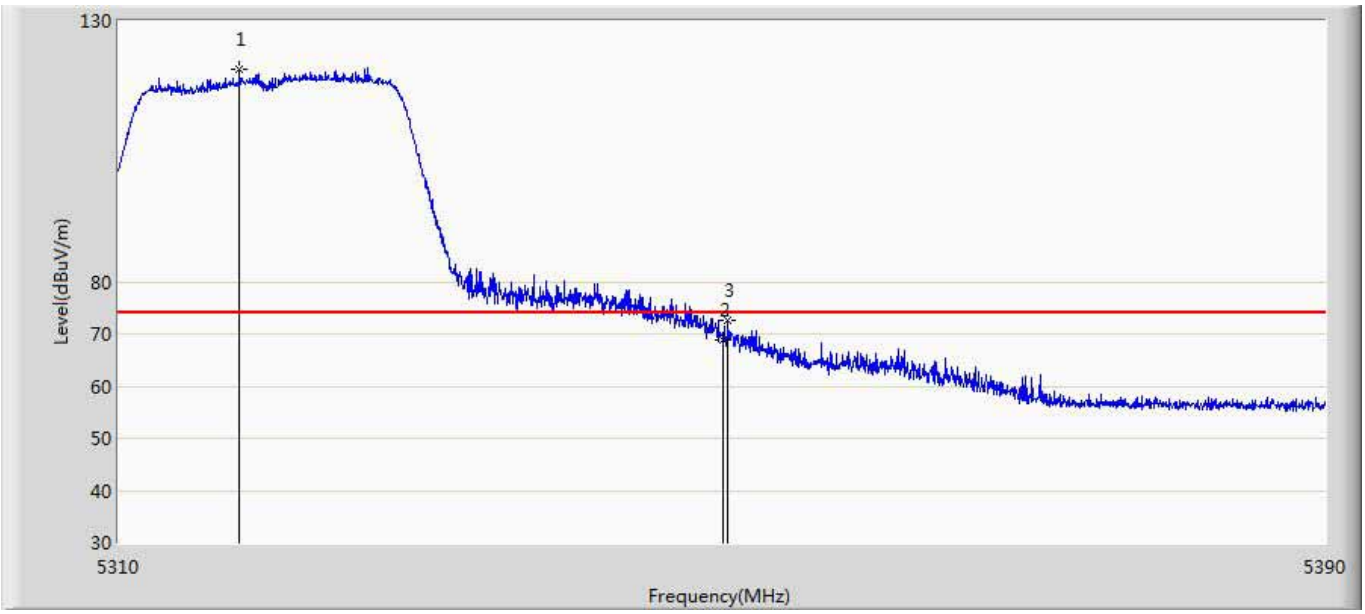

No	Mark	Frequency (MHz)	Measure Level (dBuV/m)	Reading Level (dBuV)	Over Limit (dB)	Limit (dBuV/m)	Factor (dB)	Type
1	*	5318.000	120.798	79.134	46.798	74.000	41.664	PK
2		5350.000	68.968	27.257	-5.032	74.000	41.711	PK
3		5350.280	72.486	30.772	-1.514	74.000	41.714	PK

Engineer: Damon	
Site: AC5	Time: 2017/04/29 - 18:20
Limit: FCC_Part15.209_RE(3m)	Margin: 0
Probe: Horn_3117_00167055(1-18GHz)	Polarity: Vertical
EUT: Access Point	Power: PoE 57V
Note: Mode 3:Transmit at channel 5320MHz by 11AC20	

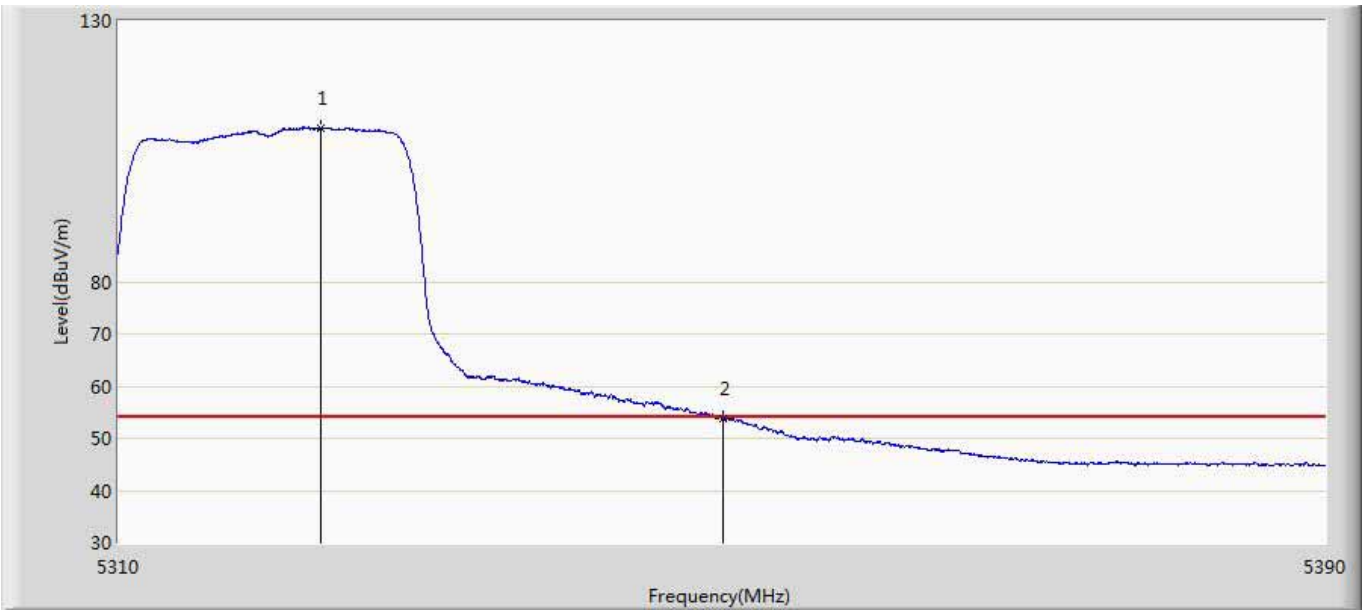

No	Mark	Frequency (MHz)	Measure Level (dBuV/m)	Reading Level (dBuV)	Over Limit (dB)	Limit (dBuV/m)	Factor (dB)	Type
1	*	5323.400	109.511	67.884	55.511	54.000	41.626	AV
2		5350.000	53.847	12.136	-0.153	54.000	41.711	AV

Engineer: Damon	
Site: AC5	Time: 2017/04/29 - 18:22
Limit: FCC_Part15.209_RE(3m)	Margin: 0
Probe: Horn_3117_00167055(1-18GHz)	Polarity: Horizontal
EUT: Access Point	Power: PoE 57V
Note: Mode 3:Transmit at channel 5500MHz by 11AC20	

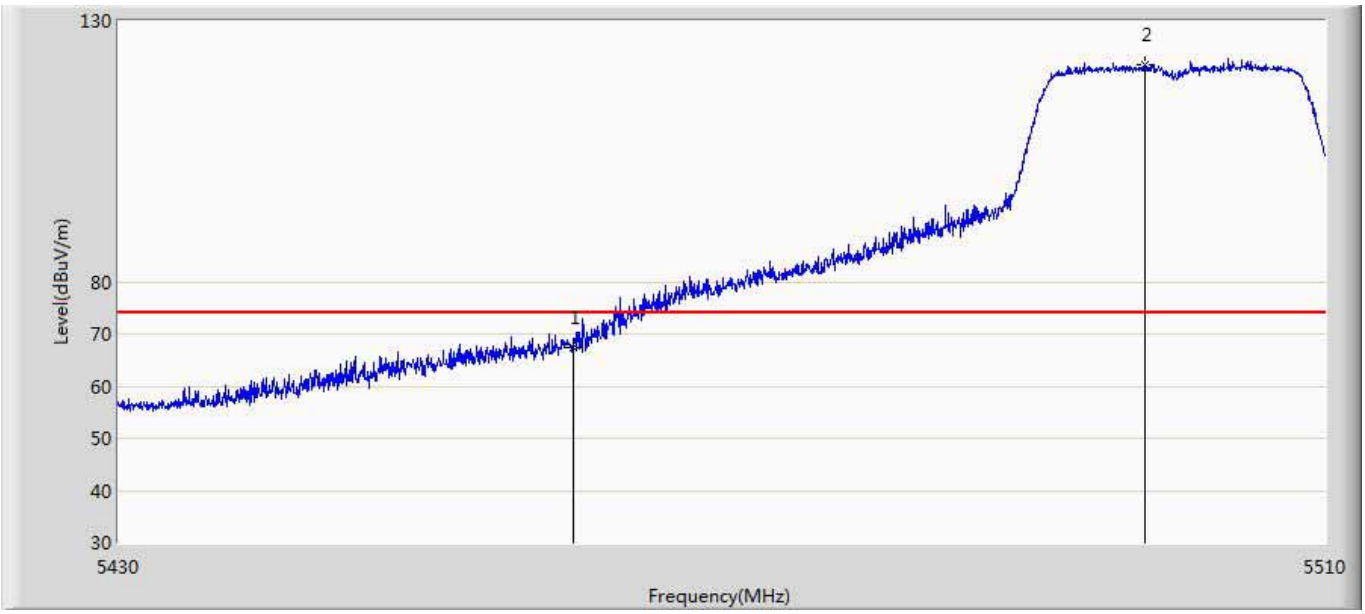

No	Mark	Frequency (MHz)	Measure Level (dBuV/m)	Reading Level (dBuV)	Over Limit (dB)	Limit (dBuV/m)	Factor (dB)	Type
1		5460.000	67.394	25.475	-6.606	74.000	41.919	PK
2	*	5497.960	121.526	79.542	47.526	74.000	41.984	PK

Engineer: Damon	
Site: AC5	Time: 2017/04/29 - 18:23
Limit: FCC_Part15.209_RE(3m)	Margin: 0
Probe: Horn_3117_00167055(1-18GHz)	Polarity: Horizontal
EUT: Access Point	Power: PoE 57V
Note: Mode 3:Transmit at channel 5500MHz by 11AC20	

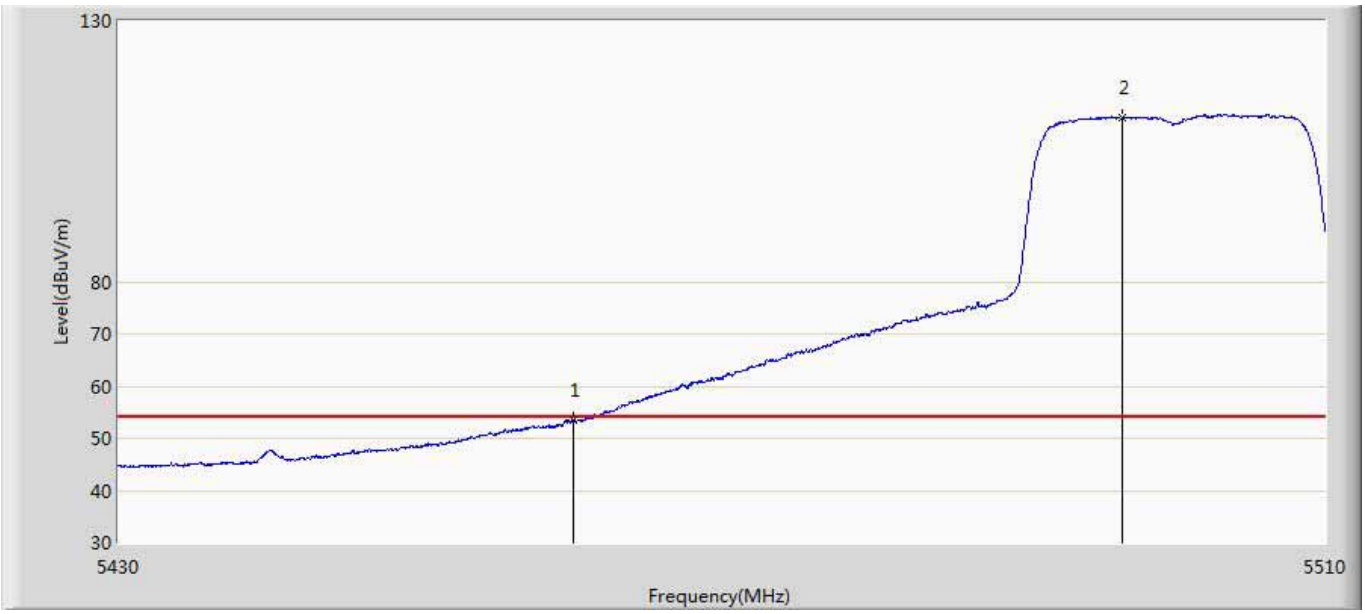

No	Mark	Frequency (MHz)	Measure Level (dBuV/m)	Reading Level (dBuV)	Over Limit (dB)	Limit (dBuV/m)	Factor (dB)	Type
1		5460.000	53.359	11.440	-0.641	54.000	41.919	AV
2	*	5496.520	111.536	69.557	57.536	54.000	41.980	AV

Engineer: Damon	
Site: AC5	Time: 2017/04/29 - 18:25
Limit: FCC_Part15.209_RE(3m)	Margin: 0
Probe: Horn_3117_00167055(1-18GHz)	Polarity: Vertical
EUT: Access Point	Power: PoE 57V
Note: Mode 3:Transmit at channel 5500MHz by 11AC20	

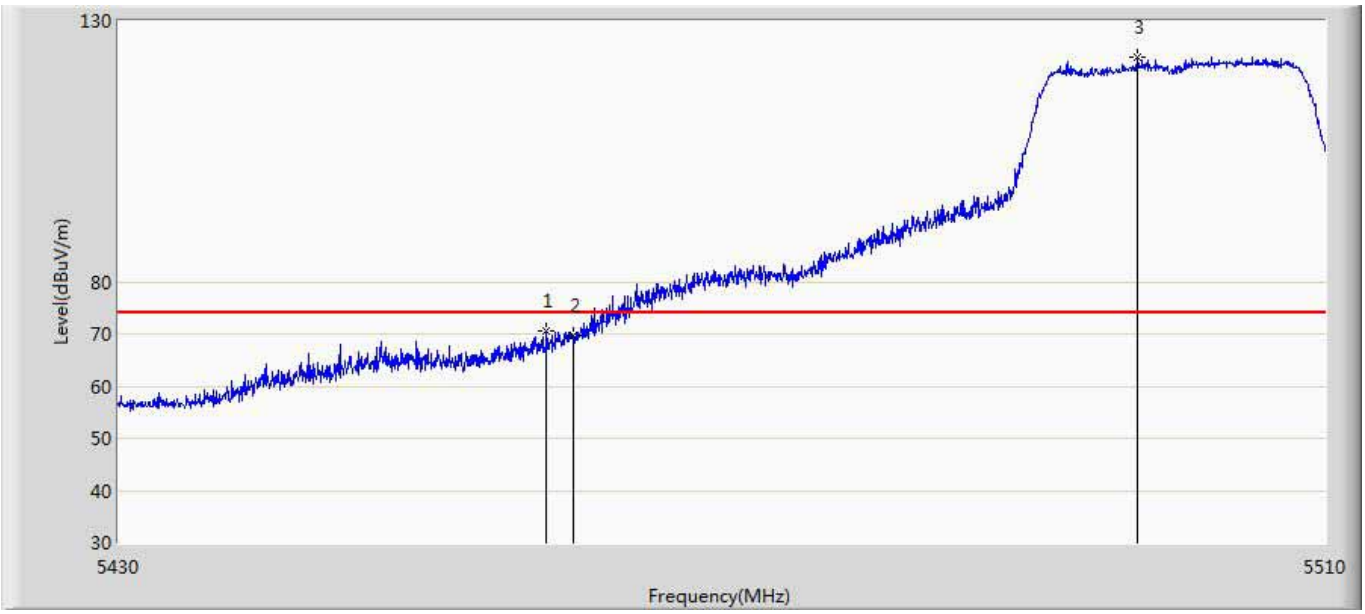

No	Mark	Frequency (MHz)	Measure Level (dBuV/m)	Reading Level (dBuV)	Over Limit (dB)	Limit (dBuV/m)	Factor (dB)	Type
1		5458.240	70.622	28.700	-3.378	74.000	41.922	PK
2		5460.000	69.654	27.735	-4.346	74.000	41.919	PK
3	*	5497.520	122.969	80.987	48.969	74.000	41.983	PK

Engineer: Damon	
Site: AC5	Time: 2017/04/29 - 18:26
Limit: FCC_Part15.209_RE(3m)	Margin: 0
Probe: Horn_3117_00167055(1-18GHz)	Polarity: Vertical
EUT: Access Point	Power: PoE 57V
Note: Mode 3:Transmit at channel 5500MHz by 11AC20	

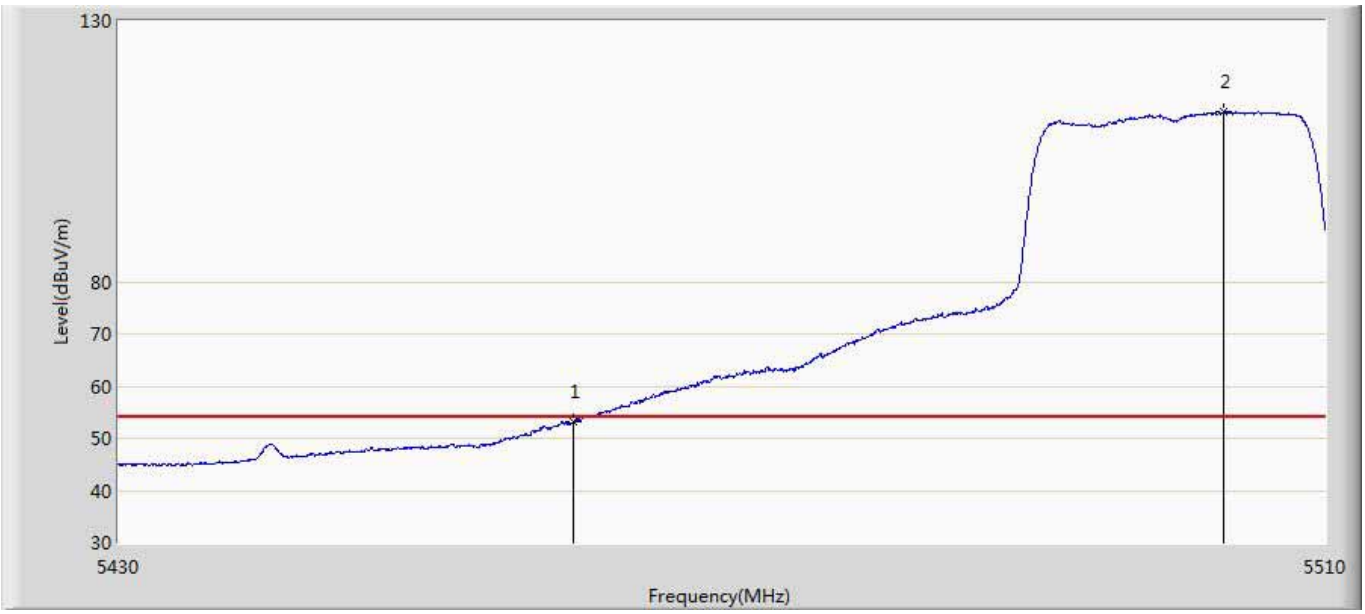

No	Mark	Frequency (MHz)	Measure Level (dBuV/m)	Reading Level (dBuV)	Over Limit (dB)	Limit (dBuV/m)	Factor (dB)	Type
1		5460.000	53.155	11.236	-0.845	54.000	41.919	AV
2	*	5503.240	112.468	70.466	58.468	54.000	42.002	AV

Engineer: Damon	
Site: AC5	Time: 2017/04/29 - 18:30
Limit: FCC_Part15.209_RE(3m)	Margin: 0
Probe: Horn_3117_00167055(1-18GHz)	Polarity: Horizontal
EUT: Access Point	Power: PoE 57V
Note: Mode 4:Transmit at channel 5310MHz by 11N40	

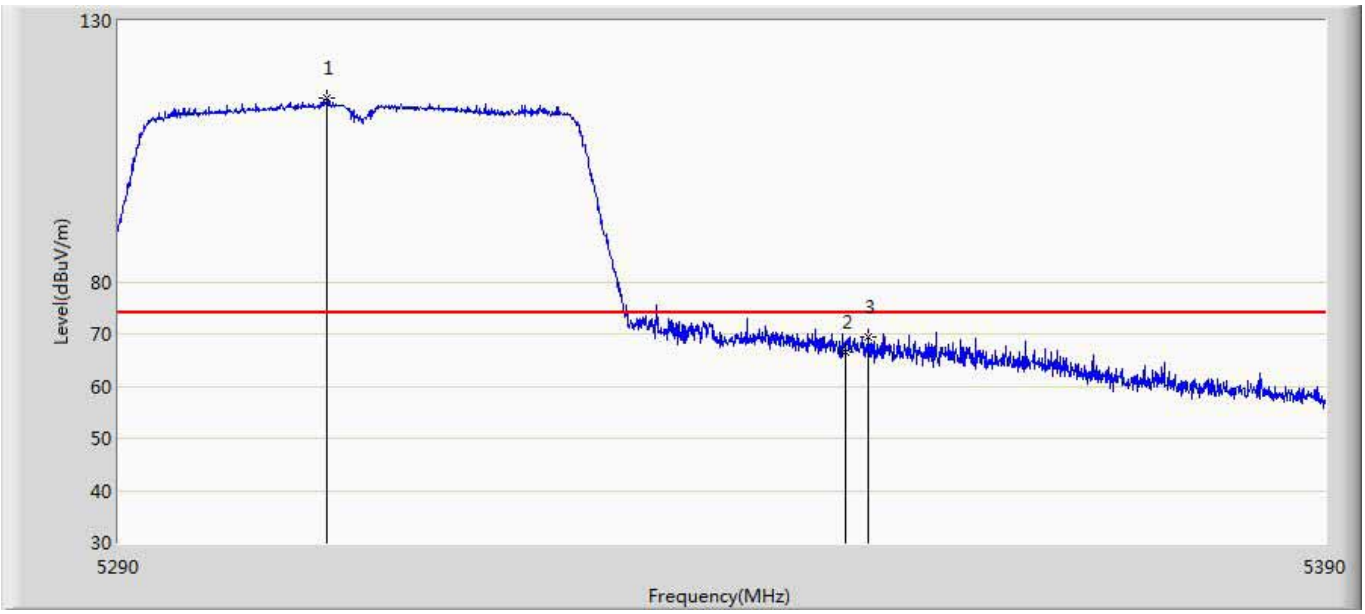

No	Mark	Frequency (MHz)	Measure Level (dBuV/m)	Reading Level (dBuV)	Over Limit (dB)	Limit (dBuV/m)	Factor (dB)	Type
1	*	5307.150	115.153	73.576	41.153	74.000	41.576	PK
2		5350.000	66.382	24.671	-7.618	74.000	41.711	PK
3		5351.950	69.322	27.590	-4.678	74.000	41.733	PK

Engineer: Damon	
Site: AC5	Time: 2017/04/29 - 18:32
Limit: FCC_Part15.209_RE(3m)	Margin: 0
Probe: Horn_3117_00167055(1-18GHz)	Polarity: Horizontal
EUT: Access Point	Power: PoE 57V
Note: Mode 4:Transmit at channel 5310MHz by 11N40	

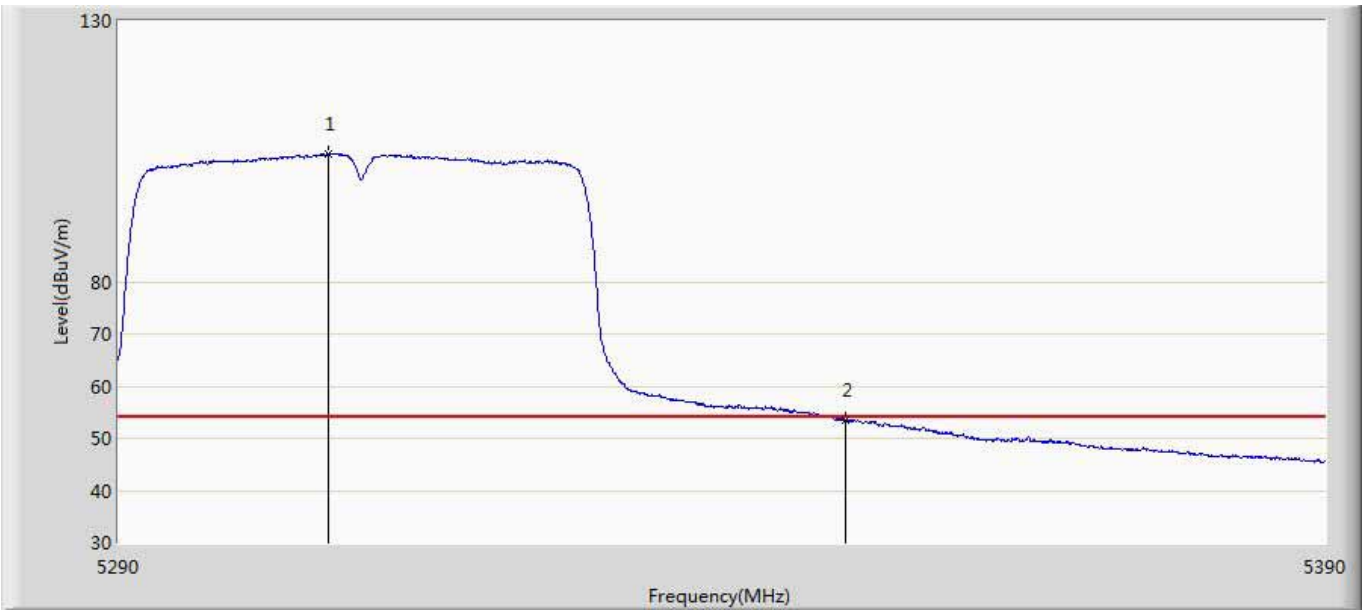

No	Mark	Frequency (MHz)	Measure Level (dBuV/m)	Reading Level (dBuV)	Over Limit (dB)	Limit (dBuV/m)	Factor (dB)	Type
1	*	5307.250	104.399	62.822	50.399	54.000	41.577	AV
2		5350.000	53.417	11.706	-0.583	54.000	41.711	AV

Engineer: Damon	
Site: AC5	Time: 2017/04/29 - 18:35
Limit: FCC_Part15.209_RE(3m)	Margin: 0
Probe: Horn_3117_00167055(1-18GHz)	Polarity: Vertical
EUT: Access Point	Power: PoE 57V
Note: Mode 4:Transmit at channel 5310MHz by 11N40	

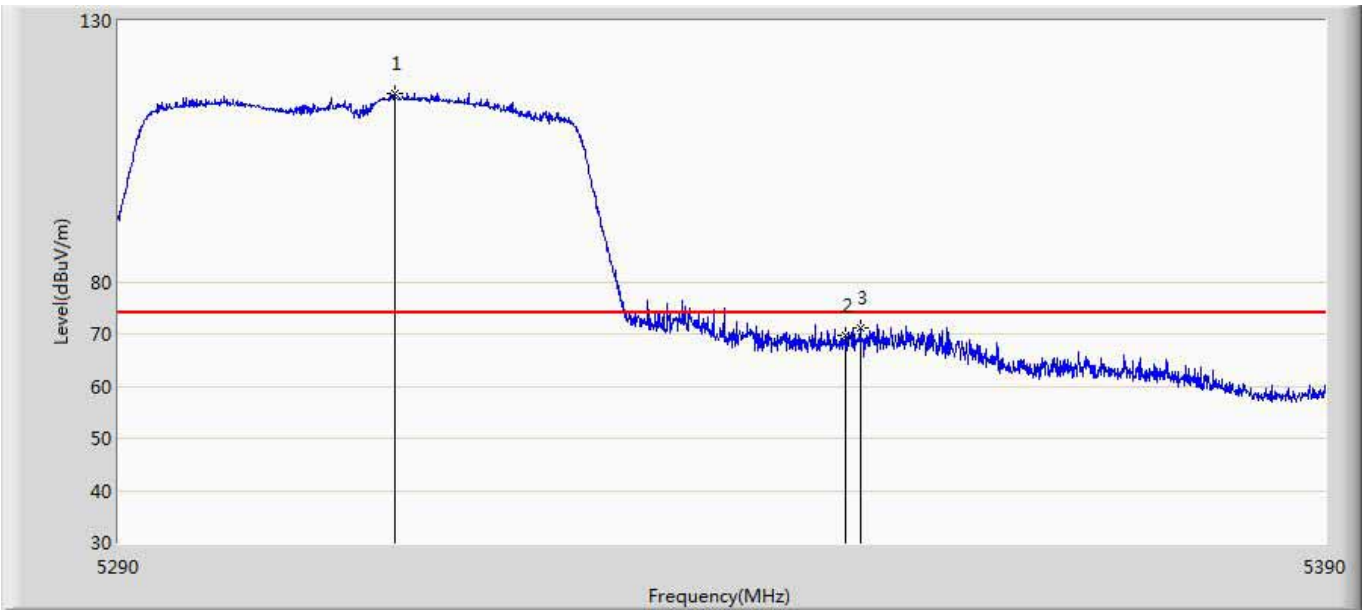

No	Mark	Frequency (MHz)	Measure Level (dBuV/m)	Reading Level (dBuV)	Over Limit (dB)	Limit (dBuV/m)	Factor (dB)	Type
1	*	5312.750	116.203	74.581	42.203	74.000	41.622	PK
2		5350.000	69.804	28.093	-4.196	74.000	41.711	PK
3		5351.300	71.182	29.457	-2.818	74.000	41.725	PK

Engineer: Damon	
Site: AC5	Time: 2017/04/29 - 18:37
Limit: FCC_Part15.209_RE(3m)	Margin: 0
Probe: Horn_3117_00167055(1-18GHz)	Polarity: Vertical
EUT: Access Point	Power: PoE 57V
Note: Mode 4:Transmit at channel 5310MHz by 11N40	

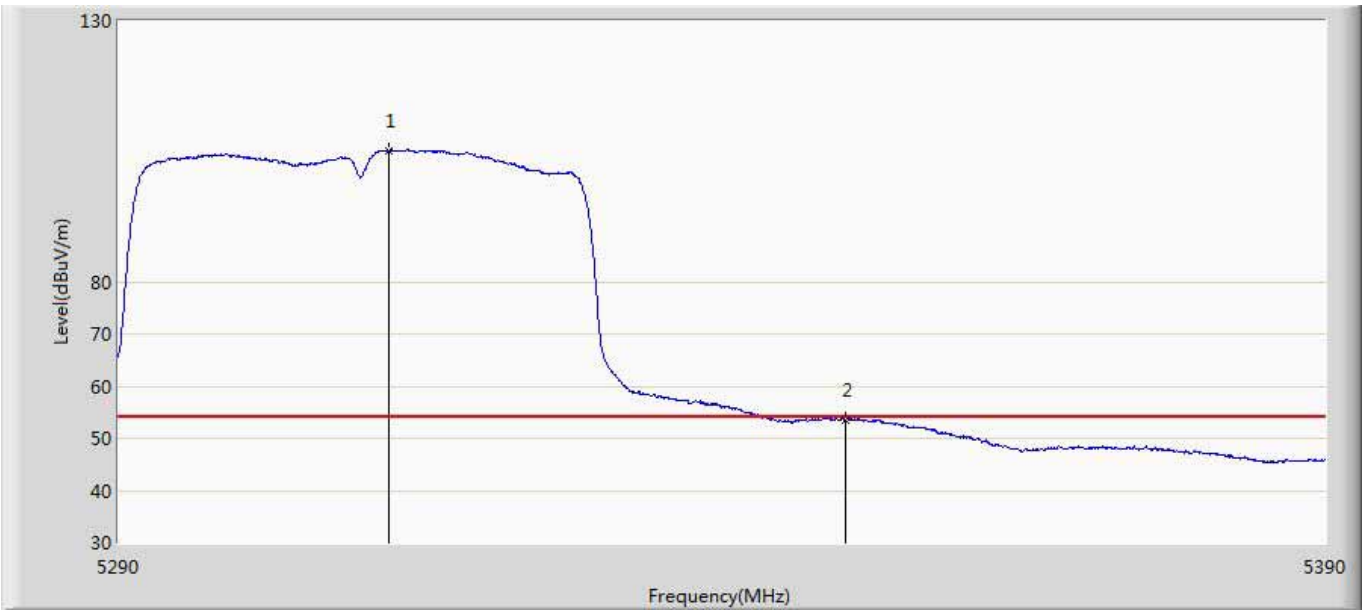

No	Mark	Frequency (MHz)	Measure Level (dBuV/m)	Reading Level (dBuV)	Over Limit (dB)	Limit (dBuV/m)	Factor (dB)	Type
1	*	5312.300	105.059	63.441	51.059	54.000	41.618	AV
2		5350.000	53.618	11.907	-0.382	54.000	41.711	AV

Engineer: Damon	
Site: AC5	Time: 2017/04/29 - 18:41
Limit: FCC_Part15.209_RE(3m)	Margin: 0
Probe: Horn_3117_00167055(1-18GHz)	Polarity: Horizontal
EUT: Access Point	Power: PoE 57V
Note: Mode 4:Transmit at channel 5510MHz by 11N40	

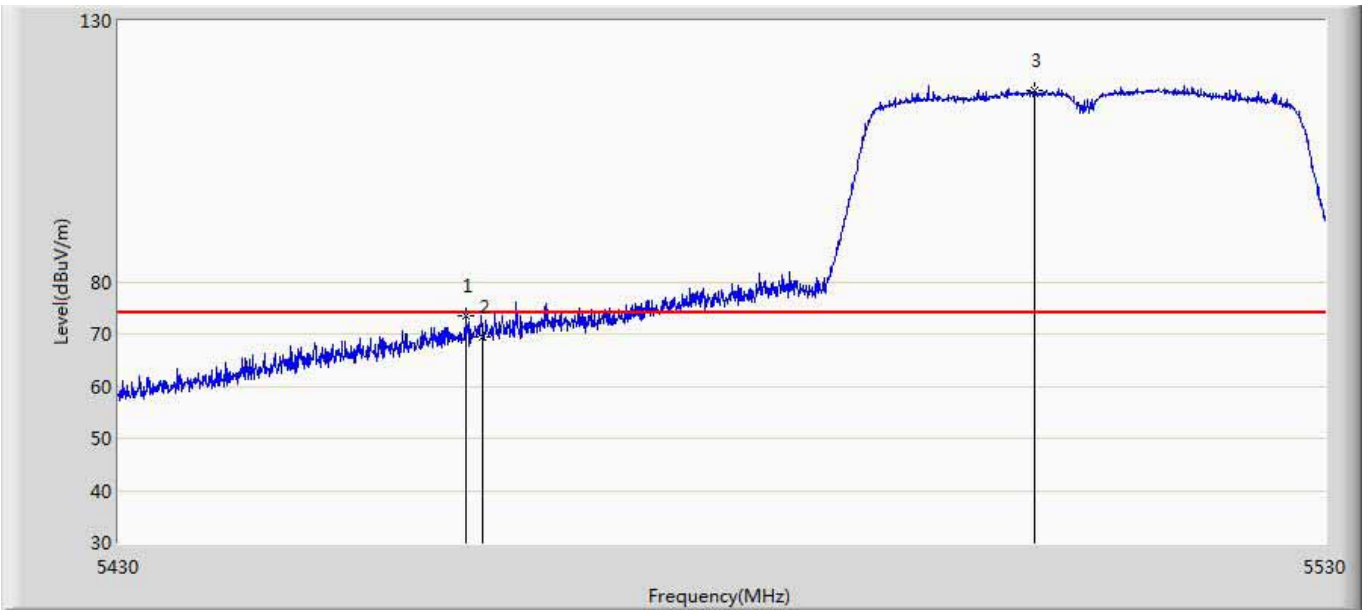

No	Mark	Frequency (MHz)	Measure Level (dBuV/m)	Reading Level (dBuV)	Over Limit (dB)	Limit (dBuV/m)	Factor (dB)	Type
1		5458.600	73.608	31.686	-0.392	74.000	41.922	PK
2		5460.000	69.475	27.556	-4.525	74.000	41.919	PK
3	*	5505.800	116.633	74.629	42.633	74.000	42.004	PK

Engineer: Damon	
Site: AC5	Time: 2017/04/29 - 18:42
Limit: FCC_Part15.209_RE(3m)	Margin: 0
Probe: Horn_3117_00167055(1-18GHz)	Polarity: Horizontal
EUT: Access Point	Power: PoE 57V
Note: Mode 4:Transmit at channel 5510MHz by 11N40	

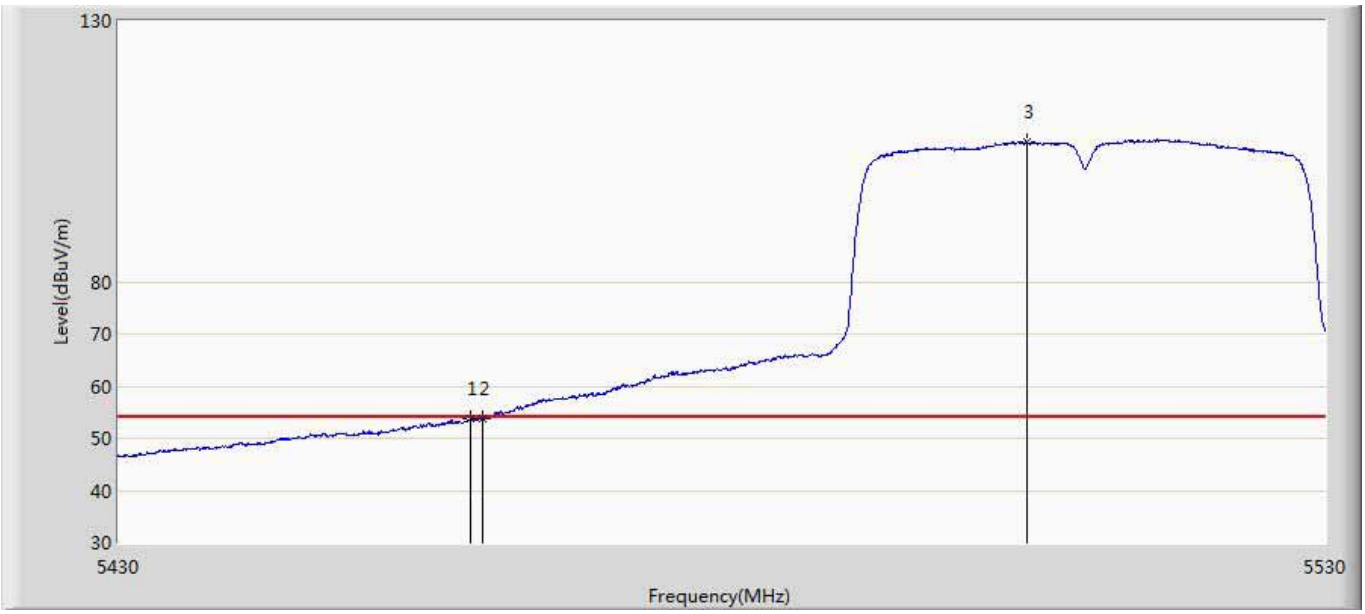

No	Mark	Frequency (MHz)	Measure Level (dBuV/m)	Reading Level (dBuV)	Over Limit (dB)	Limit (dBuV/m)	Factor (dB)	Type
1		5458.950	53.781	11.860	-0.219	54.000	41.921	AV
2		5460.000	53.773	11.854	-0.227	54.000	41.919	AV
3	*	5505.150	106.884	64.877	52.884	54.000	42.007	AV

Engineer: Damon	
Site: AC5	Time: 2017/04/29 - 18:46
Limit: FCC_Part15.209_RE(3m)	Margin: 0
Probe: Horn_3117_00167055(1-18GHz)	Polarity: Vertical
EUT: Access Point	Power: PoE 57V
Note: Mode 4:Transmit at channel 5510MHz by 11N40	

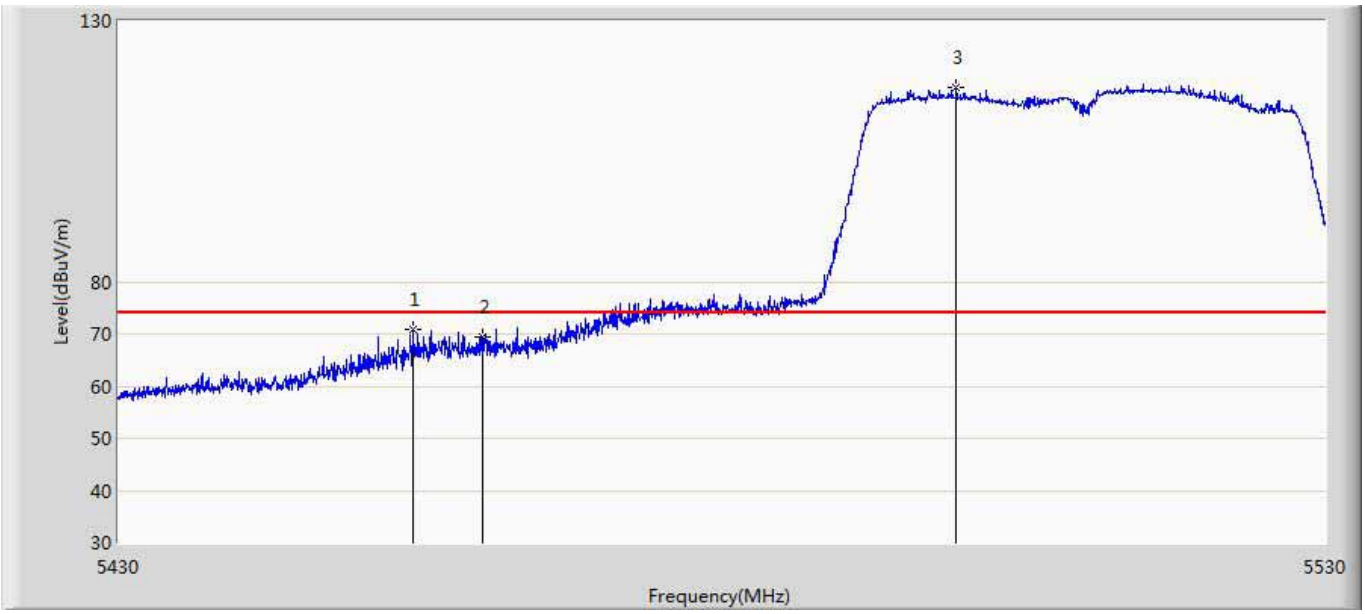

No	Mark	Frequency (MHz)	Measure Level (dBuV/m)	Reading Level (dBuV)	Over Limit (dB)	Limit (dBuV/m)	Factor (dB)	Type
1		5454.300	70.999	29.070	-3.001	74.000	41.928	PK
2		5460.000	69.456	27.537	-4.544	74.000	41.919	PK
3	*	5499.250	117.161	75.173	43.161	74.000	41.989	PK

Engineer: Damon	
Site: AC5	Time: 2017/04/29 - 18:52
Limit: FCC_Part15.209_RE(3m)	Margin: 0
Probe: Horn_3117_00167055(1-18GHz)	Polarity: Vertical
EUT: Access Point	Power: PoE 57V
Note: Mode 4:Transmit at channel 5510MHz by 11N40	

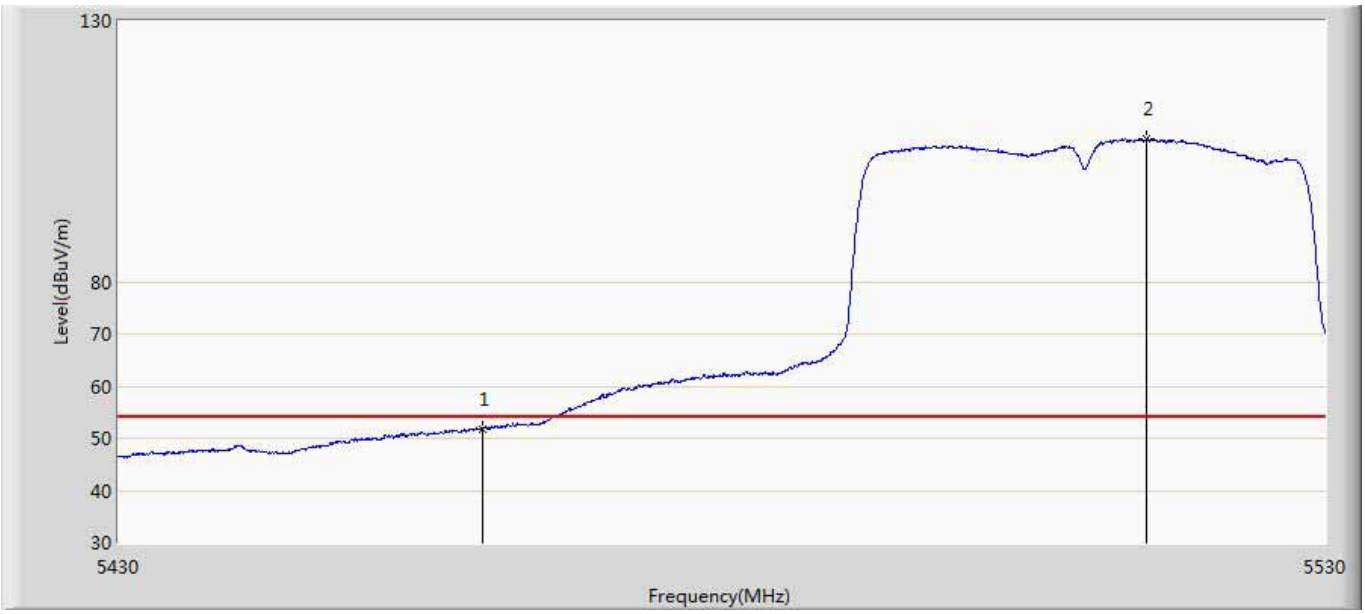

No	Mark	Frequency (MHz)	Measure Level (dBuV/m)	Reading Level (dBuV)	Over Limit (dB)	Limit (dBuV/m)	Factor (dB)	Type
1		5460.000	51.879	9.960	-2.121	54.000	41.919	AV
2	*	5515.050	107.263	65.307	53.263	54.000	41.956	AV

Engineer: Damon	
Site: AC5	Time: 2017/04/29 - 18:54
Limit: FCC_Part15.209_RE(3m)	Margin: 0
Probe: Horn_3117_00167055(1-18GHz)	Polarity: Horizontal
EUT: Access Point	Power: PoE 57V
Note: Mode 5:Transmit at channel 5310MHz by 11AC40	

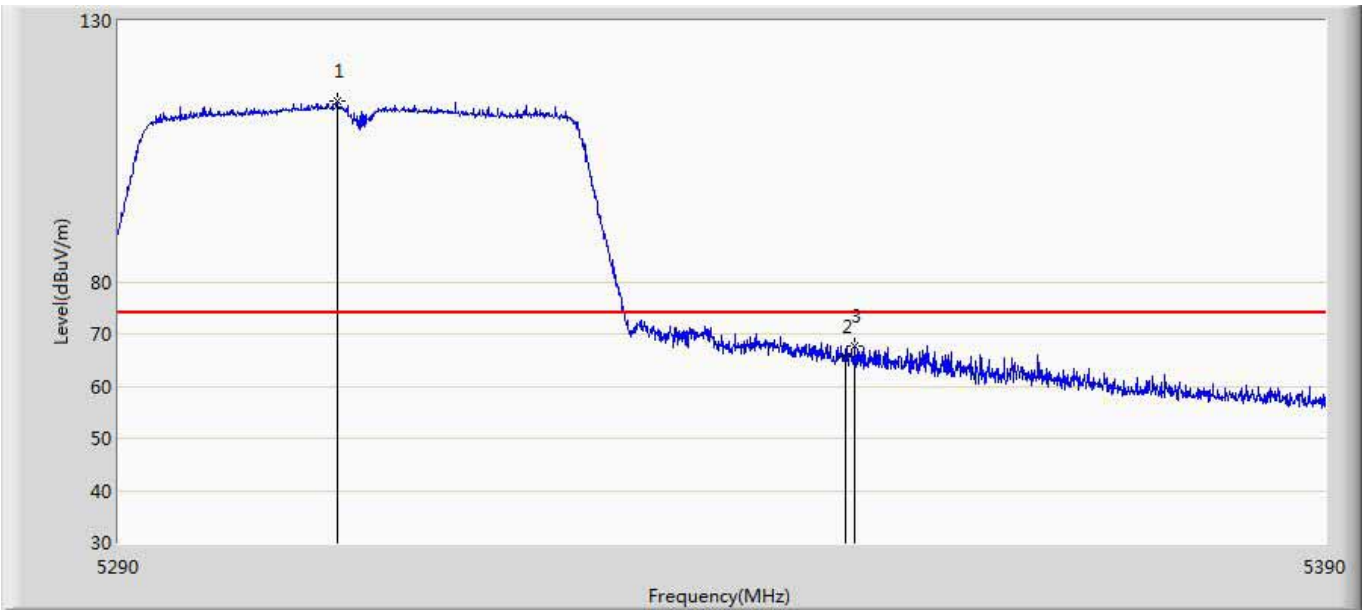

No	Mark	Frequency (MHz)	Measure Level (dBuV/m)	Reading Level (dBuV)	Over Limit (dB)	Limit (dBuV/m)	Factor (dB)	Type
1	*	5308.000	114.506	72.923	40.506	74.000	41.583	PK
2		5350.000	65.561	23.850	-8.439	74.000	41.711	PK
3		5350.800	67.633	25.913	-6.367	74.000	41.720	PK

Engineer: Damon	
Site: AC5	Time: 2017/04/29 - 18:56
Limit: FCC_Part15.209_RE(3m)	Margin: 0
Probe: Horn_3117_00167055(1-18GHz)	Polarity: Horizontal
EUT: Access Point	Power: PoE 57V
Note: Mode 5:Transmit at channel 5310MHz by 11AC40	

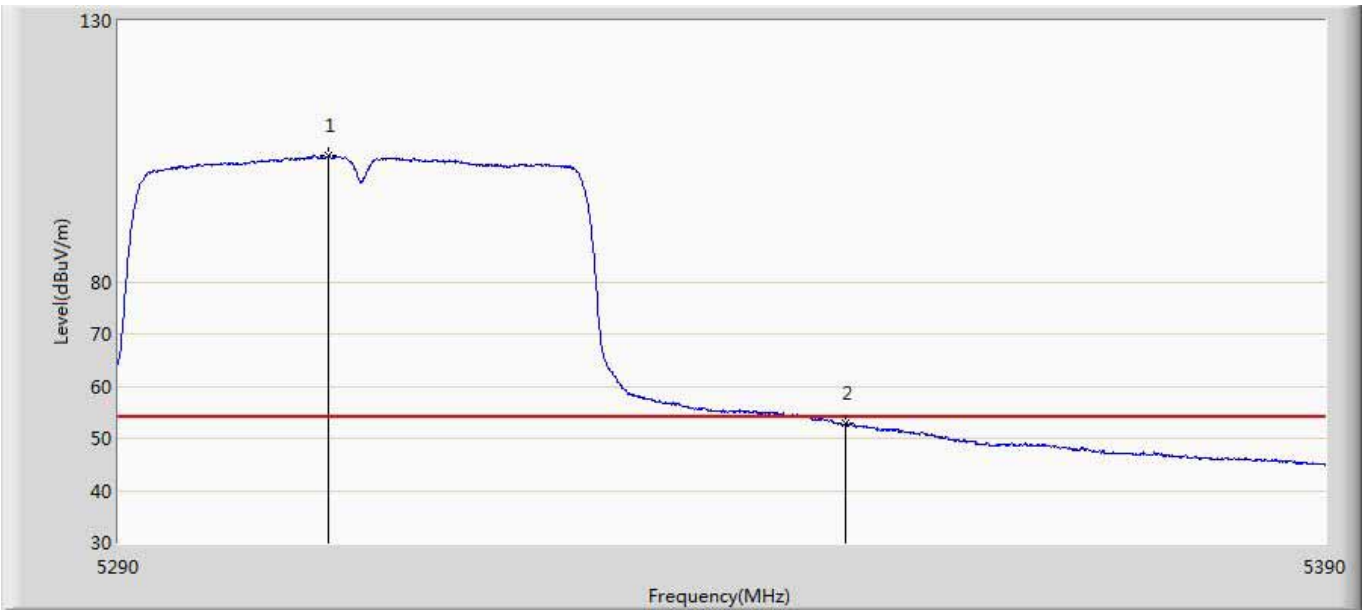

No	Mark	Frequency (MHz)	Measure Level (dBuV/m)	Reading Level (dBuV)	Over Limit (dB)	Limit (dBuV/m)	Factor (dB)	Type
1	*	5307.300	104.109	62.531	50.109	54.000	41.577	AV
2		5350.000	52.890	11.179	-1.110	54.000	41.711	AV

Engineer: Damon	
Site: AC5	Time: 2017/04/29 - 18:57
Limit: FCC_Part15.209_RE(3m)	Margin: 0
Probe: Horn_3117_00167055(1-18GHz)	Polarity: Vertical
EUT: Access Point	Power: PoE 57V
Note: Mode 5:Transmit at channel 5310MHz by 11AC40	

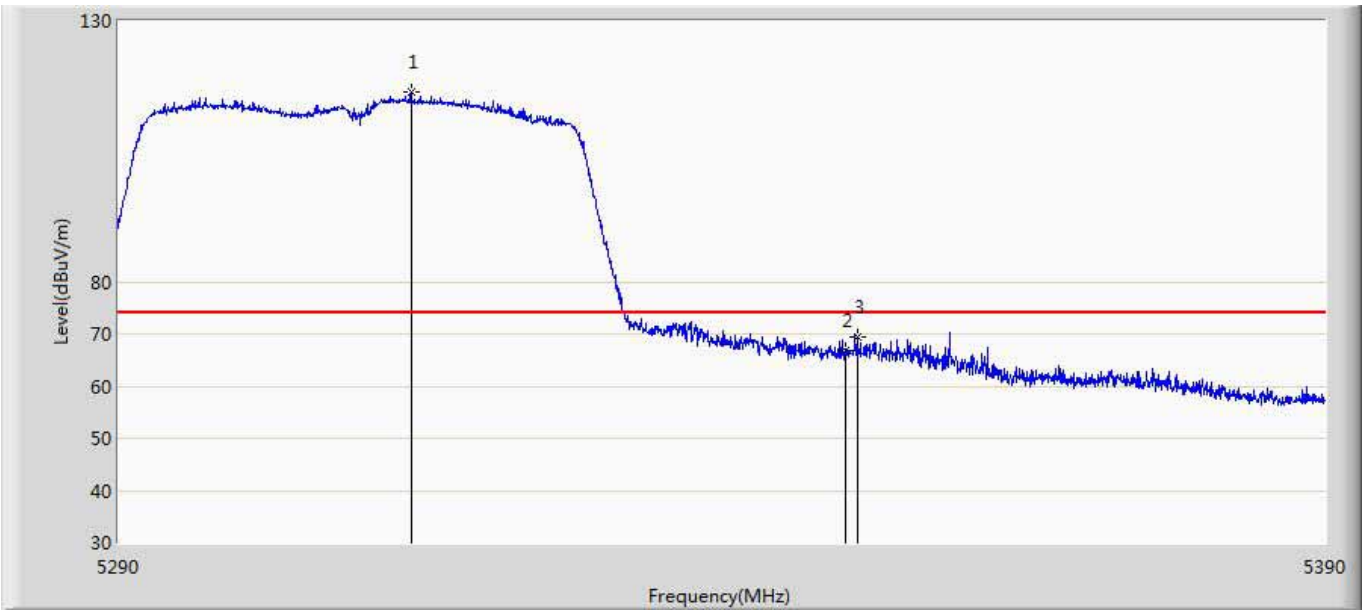

No	Mark	Frequency (MHz)	Measure Level (dBuV/m)	Reading Level (dBuV)	Over Limit (dB)	Limit (dBuV/m)	Factor (dB)	Type
1	*	5314.100	116.234	74.601	42.234	74.000	41.632	PK
2		5350.000	66.832	25.121	-7.168	74.000	41.711	PK
3		5351.000	69.533	27.811	-4.467	74.000	41.722	PK

Engineer: Damon	
Site: AC5	Time: 2017/04/29 - 18:59
Limit: FCC_Part15.209_RE(3m)	Margin: 0
Probe: Horn_3117_00167055(1-18GHz)	Polarity: Vertical
EUT: Access Point	Power: PoE 57V
Note: Mode 5:Transmit at channel 5310MHz by 11AC40	

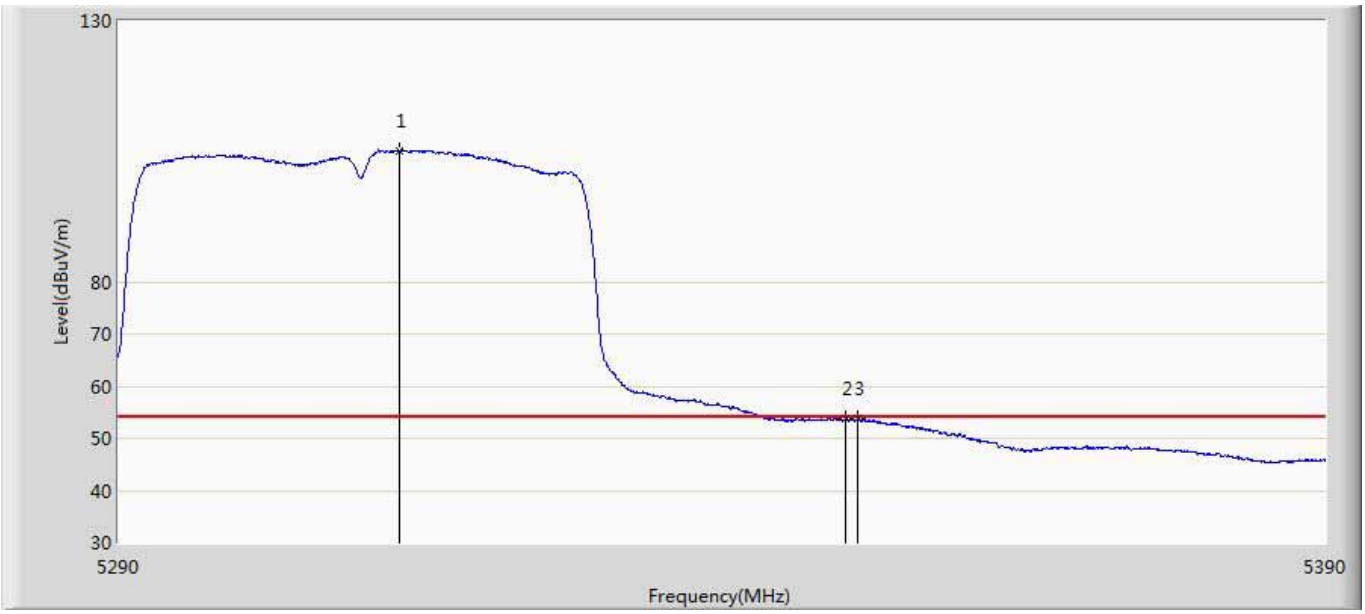

No	Mark	Frequency (MHz)	Measure Level (dBuV/m)	Reading Level (dBuV)	Over Limit (dB)	Limit (dBuV/m)	Factor (dB)	Type
1	*	5313.100	105.018	63.393	51.018	54.000	41.624	AV
2		5350.000	53.744	12.033	-0.256	54.000	41.711	AV
3		5351.050	53.813	12.090	-0.187	54.000	41.723	AV

Engineer: Damon	
Site: AC5	Time: 2017/04/29 - 19:01
Limit: FCC_Part15.209_RE(3m)	Margin: 0
Probe: Horn_3117_00167055(1-18GHz)	Polarity: Horizontal
EUT: Access Point	Power: PoE 57V
Note: Mode 5:Transmit at channel 5510MHz by 11AC40	

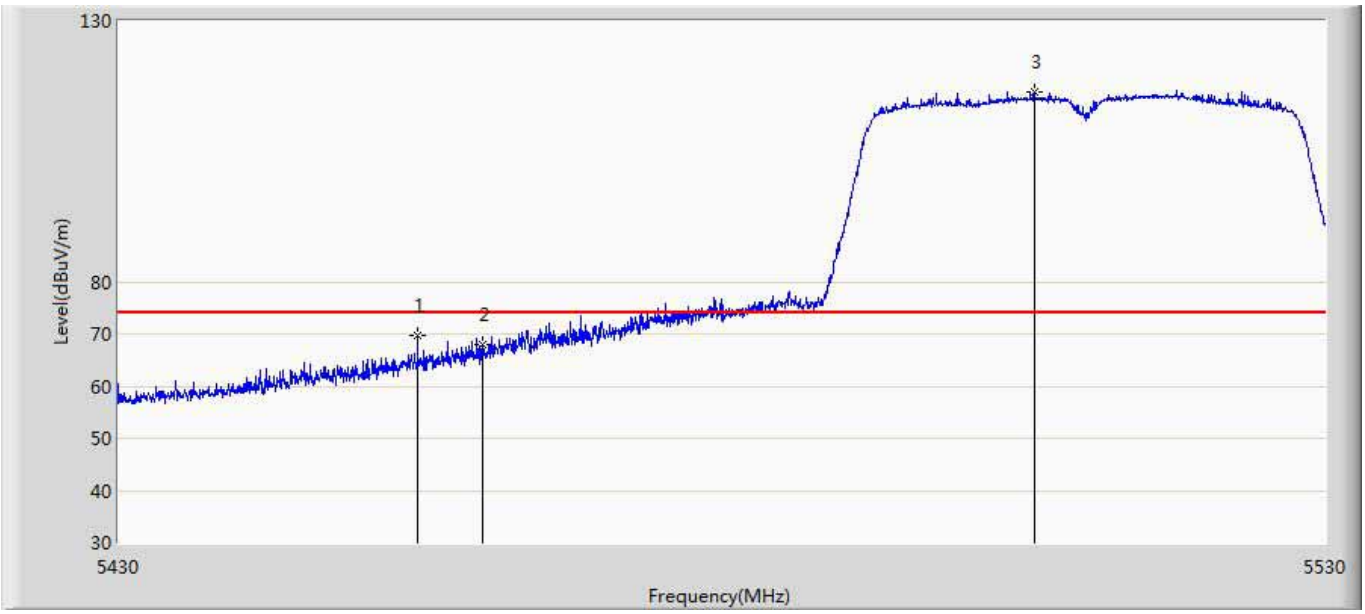

No	Mark	Frequency (MHz)	Measure Level (dBuV/m)	Reading Level (dBuV)	Over Limit (dB)	Limit (dBuV/m)	Factor (dB)	Type
1		5454.650	69.635	27.707	-4.365	74.000	41.928	PK
2		5460.000	67.878	25.959	-6.122	74.000	41.919	PK
3	*	5505.750	116.514	74.510	42.514	74.000	42.004	PK

Engineer: Damon	
Site: AC5	Time: 2017/04/29 - 19:03
Limit: FCC_Part15.209_RE(3m)	Margin: 0
Probe: Horn_3117_00167055(1-18GHz)	Polarity: Horizontal
EUT: Access Point	Power: PoE 57V
Note: Mode 5:Transmit at channel 5510MHz by 11AC40	

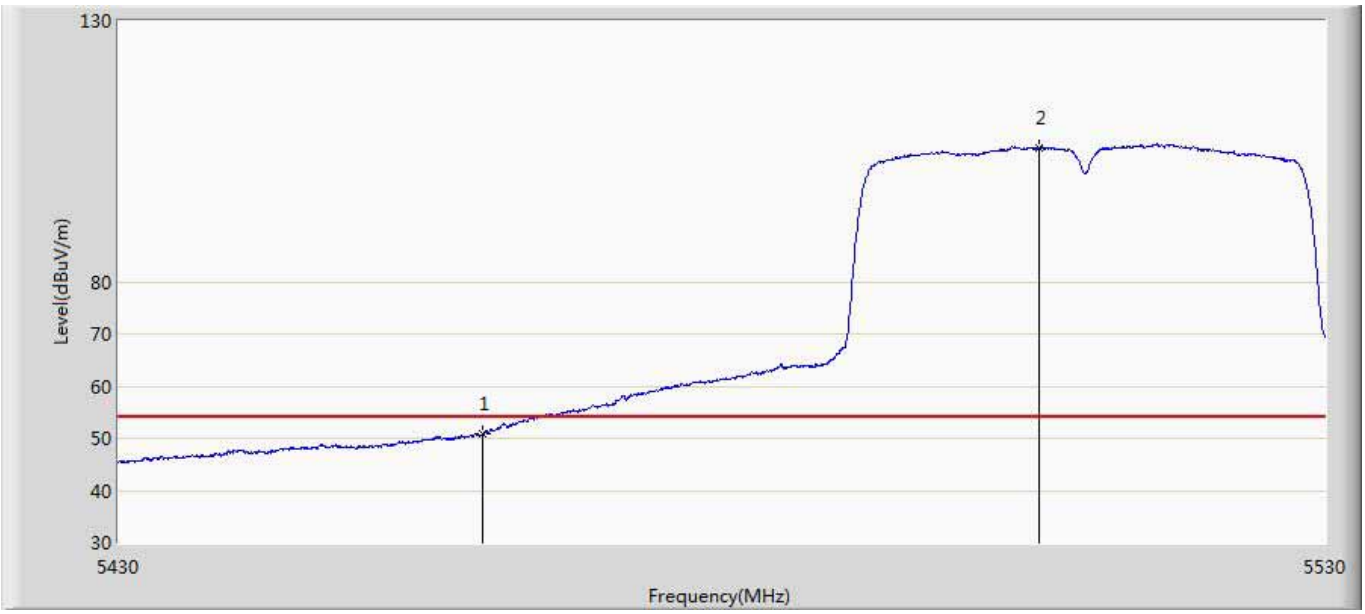

No	Mark	Frequency (MHz)	Measure Level (dBuV/m)	Reading Level (dBuV)	Over Limit (dB)	Limit (dBuV/m)	Factor (dB)	Type
1		5460.000	50.774	8.855	-3.226	54.000	41.919	AV
2	*	5506.150	105.723	63.721	51.723	54.000	42.002	AV

Engineer: Damon	
Site: AC5	Time: 2017/04/29 - 19:06
Limit: FCC_Part15.209_RE(3m)	Margin: 0
Probe: Horn_3117_00167055(1-18GHz)	Polarity: Vertical
EUT: Access Point	Power: PoE 57V
Note: Mode 5:Transmit at channel 5510MHz by 11AC40	

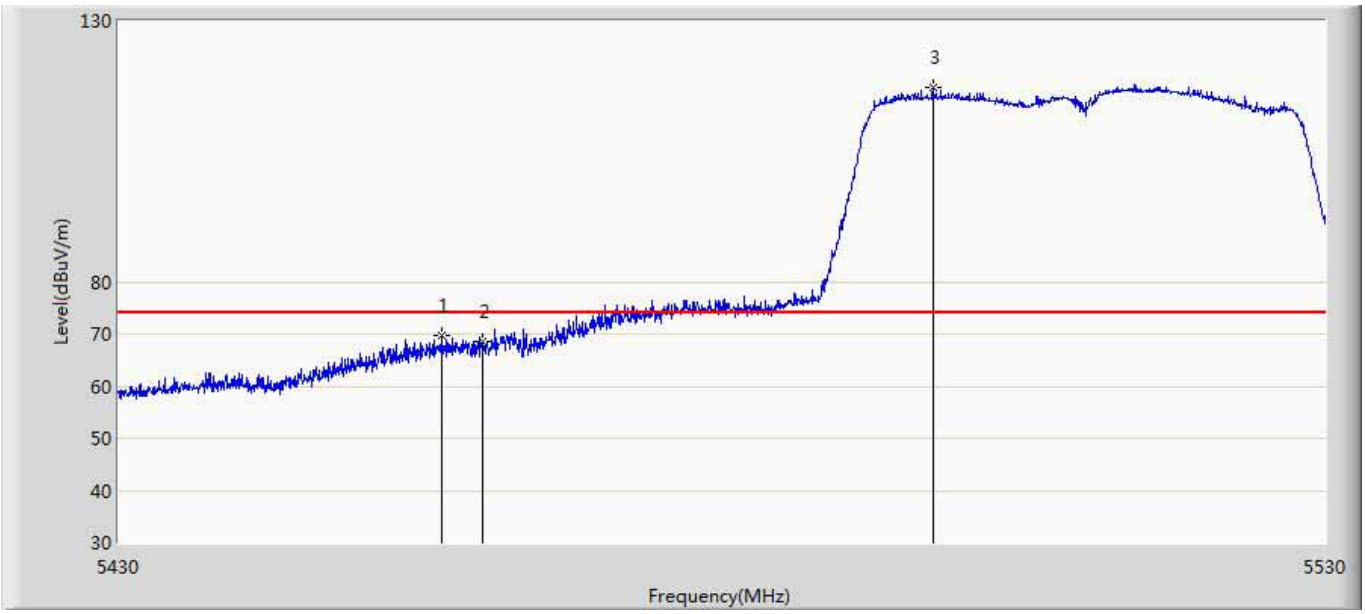

No	Mark	Frequency (MHz)	Measure Level (dBuV/m)	Reading Level (dBuV)	Over Limit (dB)	Limit (dBuV/m)	Factor (dB)	Type
1		5456.700	69.603	27.678	-4.397	74.000	41.925	PK
2		5460.000	68.453	26.534	-5.547	74.000	41.919	PK
3	*	5497.300	117.321	75.339	43.321	74.000	41.981	PK

Engineer: Damon	
Site: AC5	Time: 2017/04/29 - 19:10
Limit: FCC_Part15.209_RE(3m)	Margin: 0
Probe: Horn_3117_00167055(1-18GHz)	Polarity: Vertical
EUT: Access Point	Power: PoE 57V
Note: Mode 5:Transmit at channel 5510MHz by 11AC40	

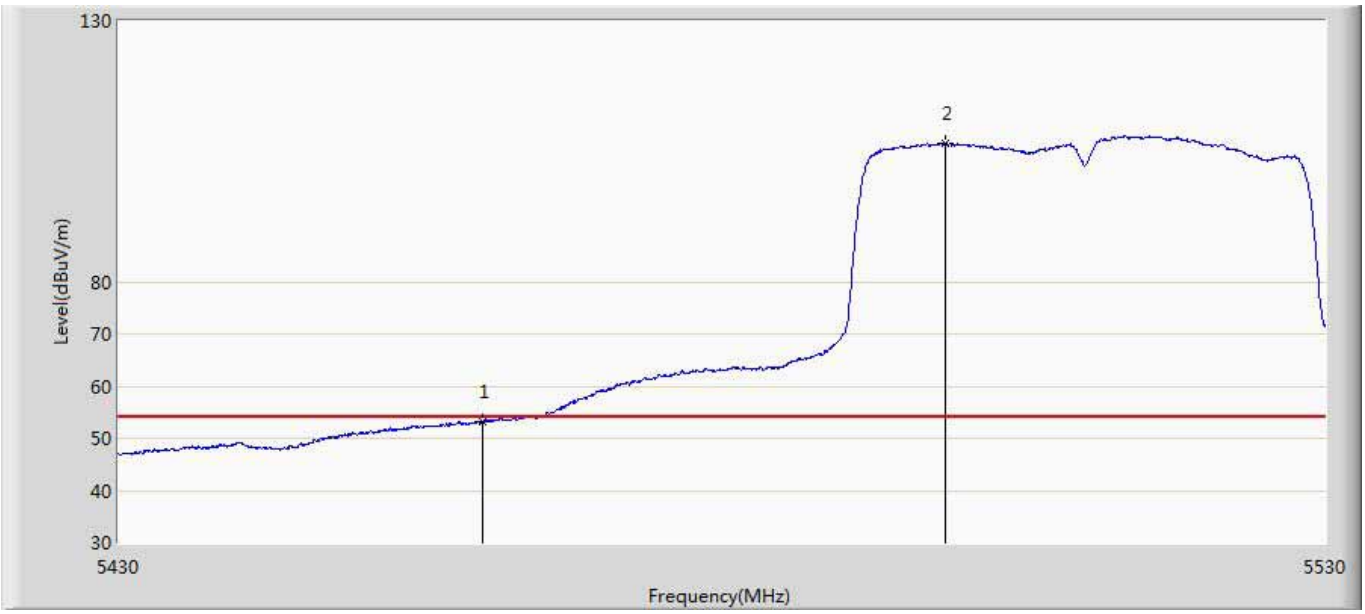

No	Mark	Frequency (MHz)	Measure Level (dBuV/m)	Reading Level (dBuV)	Over Limit (dB)	Limit (dBuV/m)	Factor (dB)	Type
1		5460.000	53.231	11.312	-0.769	54.000	41.919	AV
2	*	5498.300	106.590	64.605	52.590	54.000	41.986	AV

Engineer: Damon	
Site: AC5	Time: 2017/04/29 - 19:14
Limit: FCC_Part15.209_RE(3m)	Margin: 0
Probe: Horn_3117_00167055(1-18GHz)	Polarity: Horizontal
EUT: Access Point	Power: PoE 57V
Note: Mode 6:Transmit at channel 5290MHz by 11AC80	

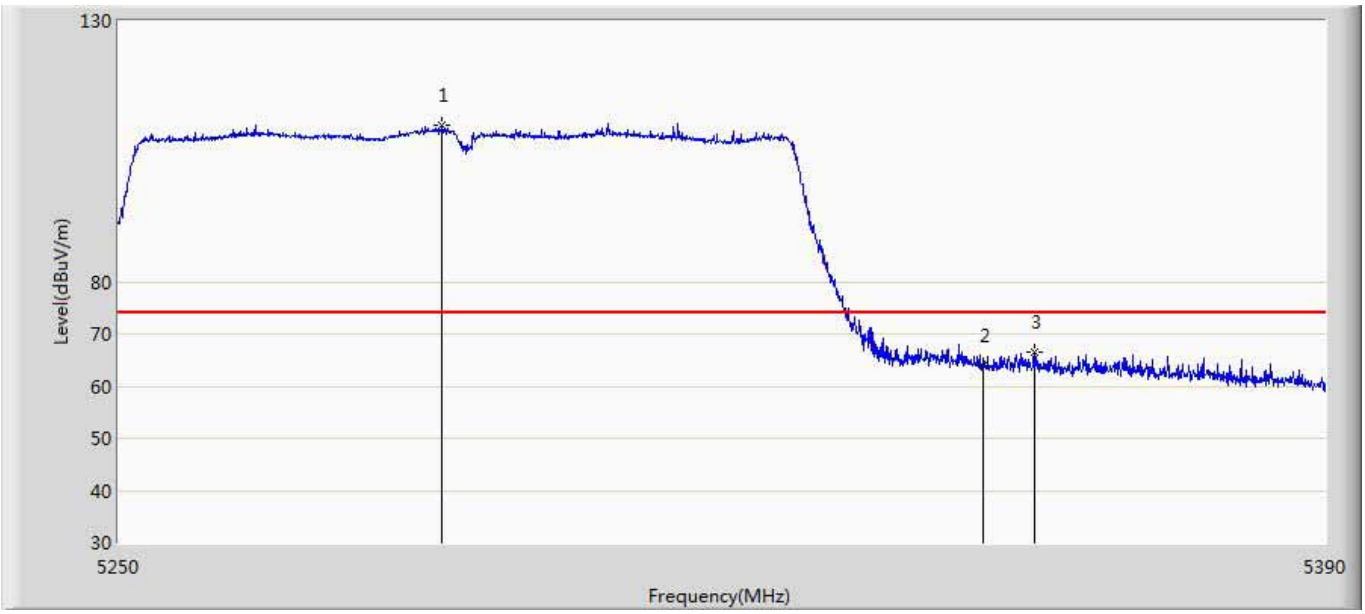

No	Mark	Frequency (MHz)	Measure Level (dBuV/m)	Reading Level (dBuV)	Over Limit (dB)	Limit (dBuV/m)	Factor (dB)	Type
1	*	5287.240	109.907	68.225	35.907	74.000	41.681	PK
2		5350.000	63.806	22.095	-10.194	74.000	41.711	PK
3		5355.910	66.488	24.781	-7.512	74.000	41.707	PK

Engineer: Damon	
Site: AC5	Time: 2017/04/29 - 19:16
Limit: FCC_Part15.209_RE(3m)	Margin: 0
Probe: Horn_3117_00167055(1-18GHz)	Polarity: Horizontal
EUT: Access Point	Power: PoE 57V
Note: Mode 6:Transmit at channel 5290MHz by 11AC80	

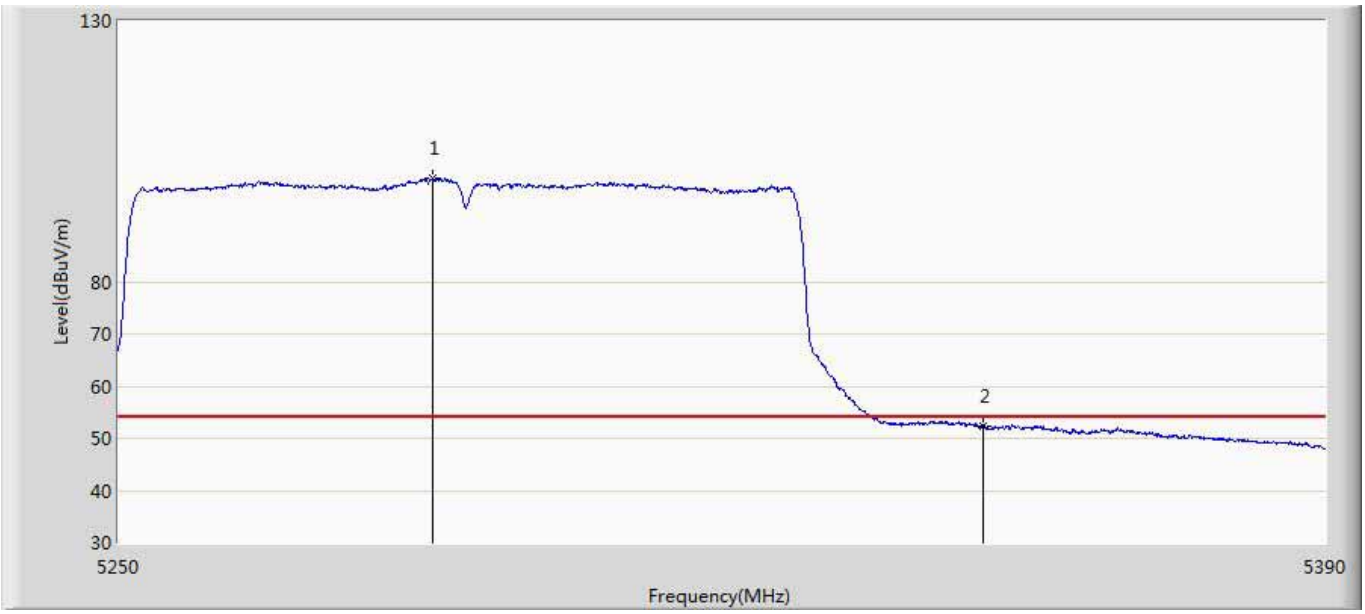

No	Mark	Frequency (MHz)	Measure Level (dBuV/m)	Reading Level (dBuV)	Over Limit (dB)	Limit (dBuV/m)	Factor (dB)	Type
1	*	5286.190	99.830	58.137	45.830	54.000	41.693	AV
2		5350.000	52.272	10.561	-1.728	54.000	41.711	AV

Engineer: Damon	
Site: AC5	Time: 2017/04/29 - 19:17
Limit: FCC_Part15.209_RE(3m)	Margin: 0
Probe: Horn_3117_00167055(1-18GHz)	Polarity: Vertical
EUT: Access Point	Power: PoE 57V
Note: Mode 6:Transmit at channel 5290MHz by 11AC80	

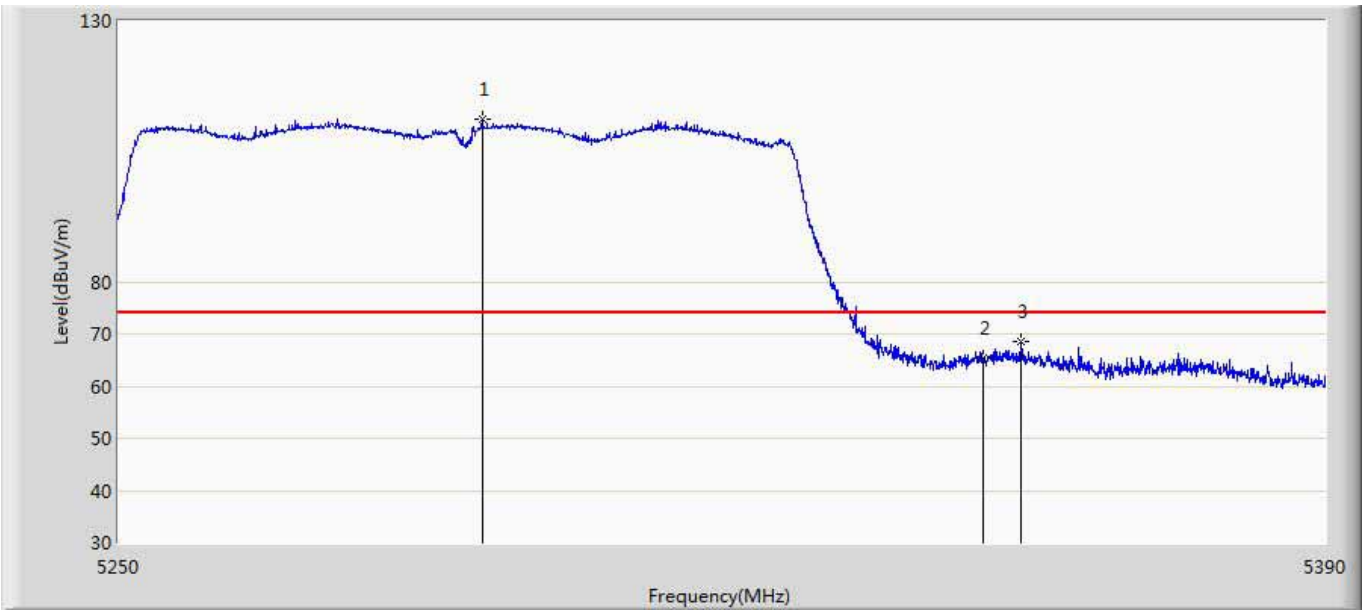

No	Mark	Frequency (MHz)	Measure Level (dBuV/m)	Reading Level (dBuV)	Over Limit (dB)	Limit (dBuV/m)	Factor (dB)	Type
1	*	5291.860	111.069	69.439	37.069	74.000	41.630	PK
2		5350.000	65.224	23.513	-8.776	74.000	41.711	PK
3		5354.370	68.564	26.847	-5.436	74.000	41.717	PK

Engineer: Damon	
Site: AC5	Time: 2017/04/29 - 19:18
Limit: FCC_Part15.209_RE(3m)	Margin: 0
Probe: Horn_3117_00167055(1-18GHz)	Polarity: Vertical
EUT: Access Point	Power: PoE 57V
Note: Mode 6:Transmit at channel 5290MHz by 11AC80	

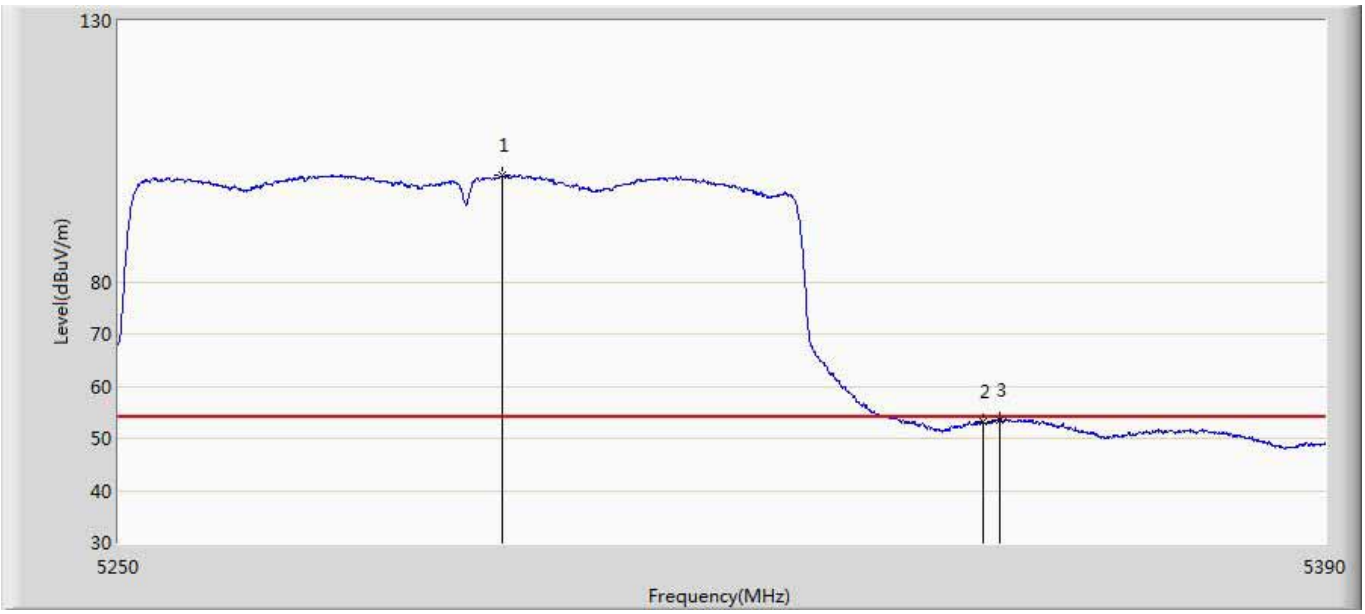

No	Mark	Frequency (MHz)	Measure Level (dBuV/m)	Reading Level (dBuV)	Over Limit (dB)	Limit (dBuV/m)	Factor (dB)	Type
1	*	5294.170	100.361	58.757	46.361	54.000	41.604	AV
2		5350.000	53.140	11.429	-0.860	54.000	41.711	AV
3		5351.850	53.478	11.747	-0.522	54.000	41.732	AV

Engineer: Damon	
Site: AC5	Time: 2017/04/29 - 19:26
Limit: FCC_Part15.209_RE(3m)	Margin: 0
Probe: Horn_3117_00167055(1-18GHz)	Polarity: Horizontal
EUT: Access Point	Power: PoE 57V
Note: Mode 6:Transmit at channel 5530MHz by 11AC80	

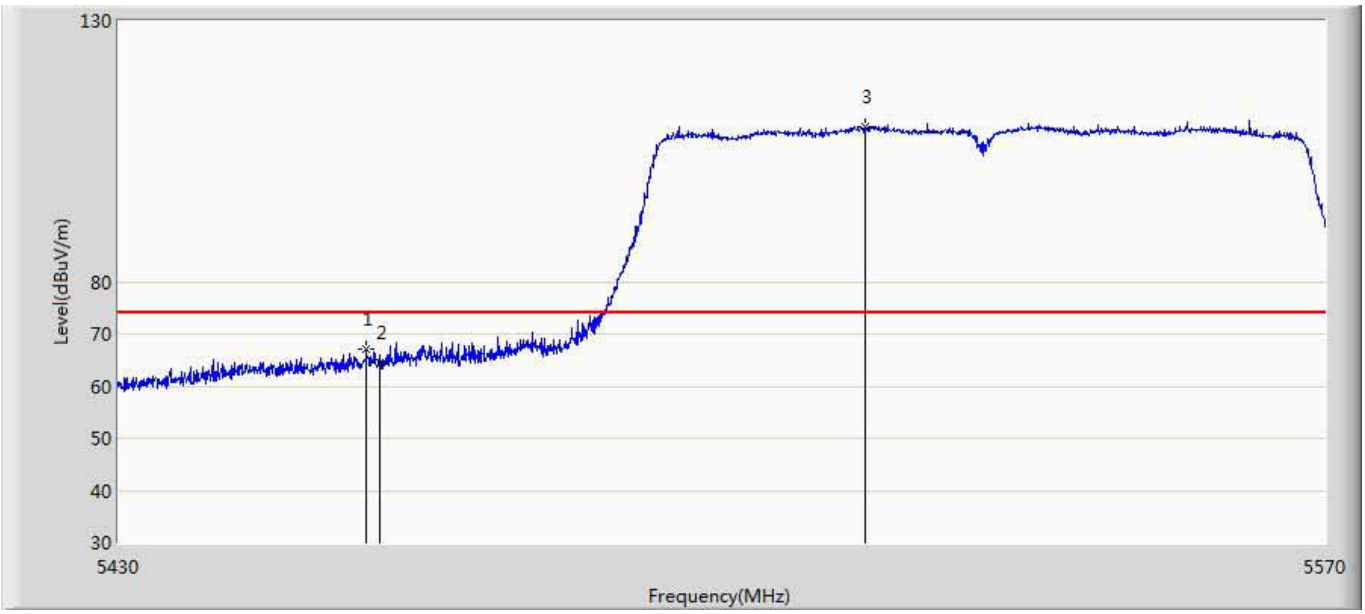

No	Mark	Frequency (MHz)	Measure Level (dBuV/m)	Reading Level (dBuV)	Over Limit (dB)	Limit (dBuV/m)	Factor (dB)	Type
1		5458.490	67.148	25.226	-6.852	74.000	41.921	PK
2		5460.000	64.598	22.679	-9.402	74.000	41.919	PK
3	*	5516.310	109.770	67.821	35.770	74.000	41.949	PK

Engineer: Damon	
Site: AC5	Time: 2017/04/29 - 19:26
Limit: FCC_Part15.209_RE(3m)	Margin: 0
Probe: Horn_3117_00167055(1-18GHz)	Polarity: Horizontal
EUT: Access Point	Power: PoE 57V
Note: Mode 6:Transmit at channel 5530MHz by 11AC80	

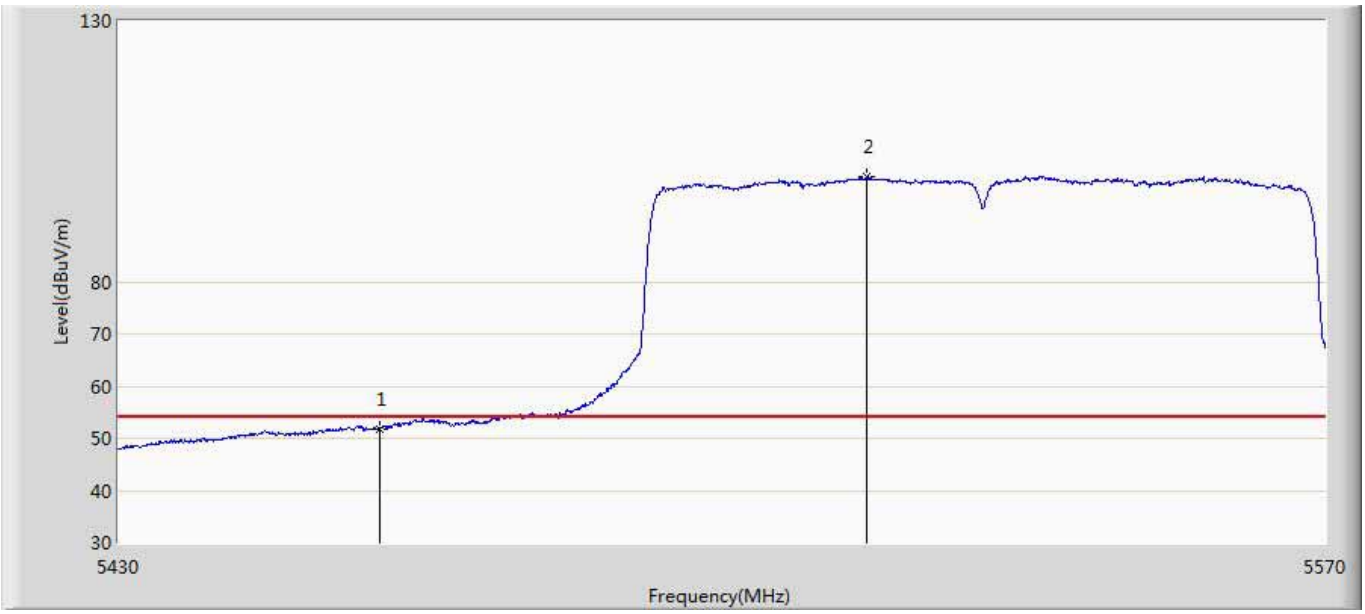

No	Mark	Frequency (MHz)	Measure Level (dBuV/m)	Reading Level (dBuV)	Over Limit (dB)	Limit (dBuV/m)	Factor (dB)	Type
1		5460.000	51.883	9.964	-2.117	54.000	41.919	AV
2	*	5516.450	100.047	58.098	46.047	54.000	41.949	AV

Engineer: Damon	
Site: AC5	Time: 2017/04/29 - 19:27
Limit: FCC_Part15.209_RE(3m)	Margin: 0
Probe: Horn_3117_00167055(1-18GHz)	Polarity: Vertical
EUT: Access Point	Power: PoE 57V
Note: Mode 6:Transmit at channel 5530MHz by 11AC80	

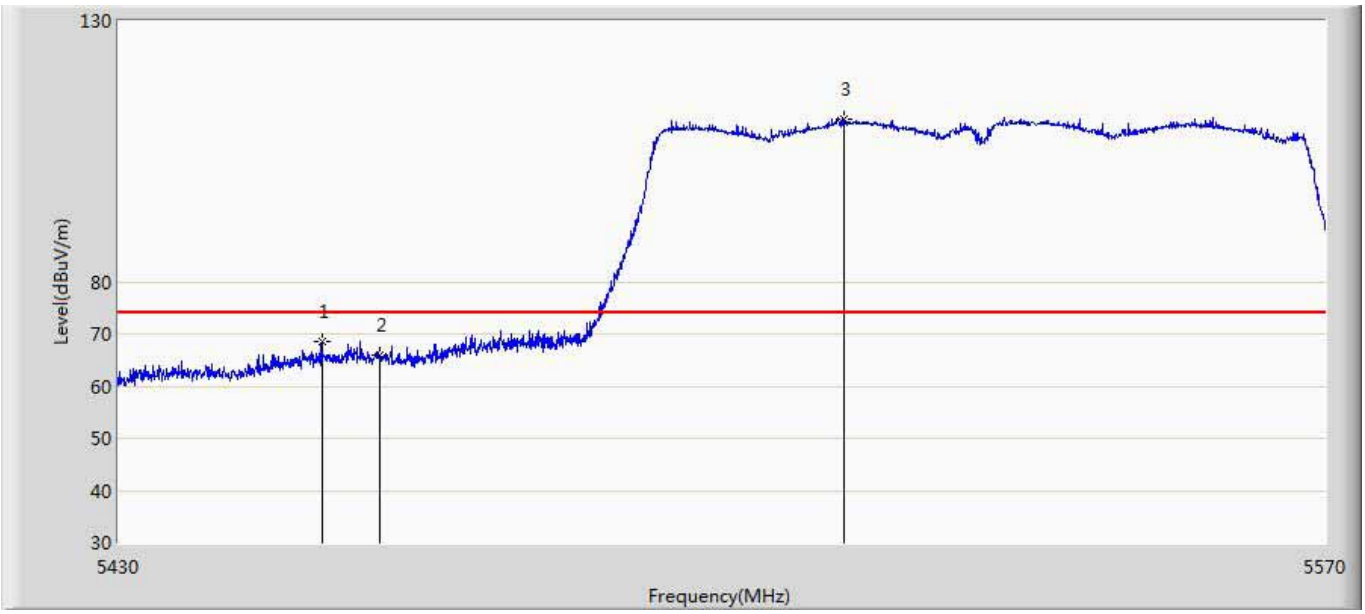

No	Mark	Frequency (MHz)	Measure Level (dBuV/m)	Reading Level (dBuV)	Over Limit (dB)	Limit (dBuV/m)	Factor (dB)	Type
1		5453.450	68.591	26.665	-5.409	74.000	41.926	PK
2		5460.000	65.827	23.908	-8.173	74.000	41.919	PK
3	*	5513.860	111.303	69.341	37.303	74.000	41.963	PK

Engineer: Damon	
Site: AC5	Time: 2017/04/29 - 19:27
Limit: FCC_Part15.209_RE(3m)	Margin: 0
Probe: Horn_3117_00167055(1-18GHz)	Polarity: Vertical
EUT: Access Point	Power: PoE 57V
Note: Mode 6:Transmit at channel 5530MHz by 11AC80	

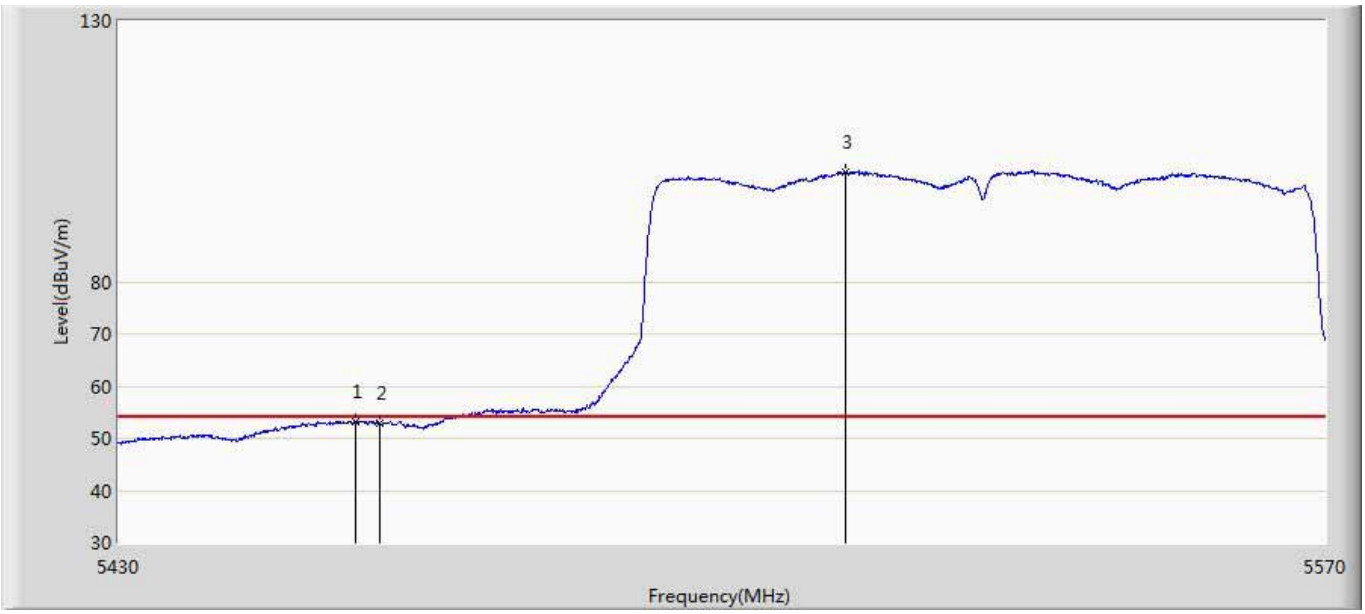

No	Mark	Frequency (MHz)	Measure Level (dBuV/m)	Reading Level (dBuV)	Over Limit (dB)	Limit (dBuV/m)	Factor (dB)	Type
1		5457.230	53.220	11.296	-0.780	54.000	41.924	AV
2		5460.000	52.936	11.017	-1.064	54.000	41.919	AV
3	*	5513.930	100.987	59.025	46.987	54.000	41.962	AV

APEX0367 With Beamforming:

Engineer: Damon	
Site: AC5	Time: 2017/06/16 - 17:11
Limit: FCC_Part15.209_RE(3m)	Margin: 0
Probe: Horn_3117_00167055(1-18GHz)	Polarity: Horizontal
EUT: Access Point	Power: AC 120V/60Hz
Note: Mode 7:Transmit at channel 5320MHz by 11AC20	

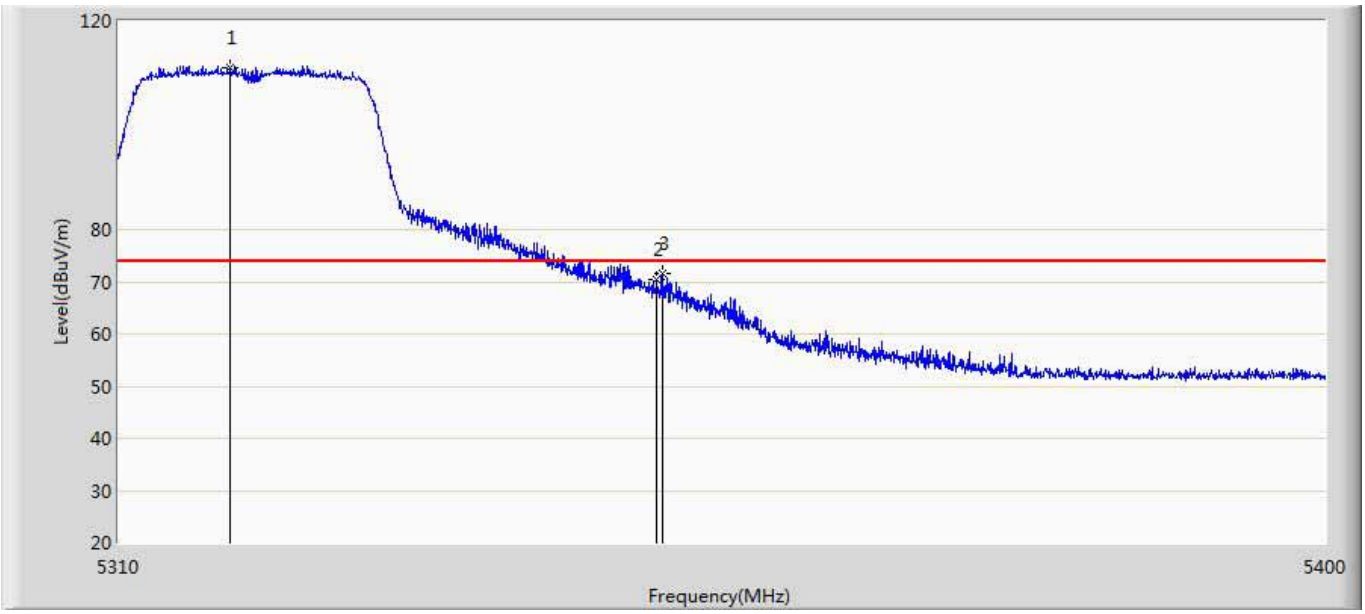

No	Mark	Frequency (MHz)	Measure Level (dBuV/m)	Reading Level (dBuV)	Over Limit (dB)	Limit (dBuV/m)	Factor (dB)	Type
1	*	5318.325	111.150	71.216	37.150	74.000	39.933	PK
2		5350.000	70.341	30.470	-3.659	74.000	39.871	PK
3		5350.455	71.506	31.635	-2.494	74.000	39.870	PK

Engineer: Damon	
Site: AC5	Time: 2017/06/16 - 17:09
Limit: FCC_Part15.209_RE(3m)	Margin: 0
Probe: Horn_3117_00167055(1-18GHz)	Polarity: Horizontal
EUT: Access Point	Power: AC 120V/60Hz
Note: Mode 7:Transmit at channel 5320MHz by 11AC20	

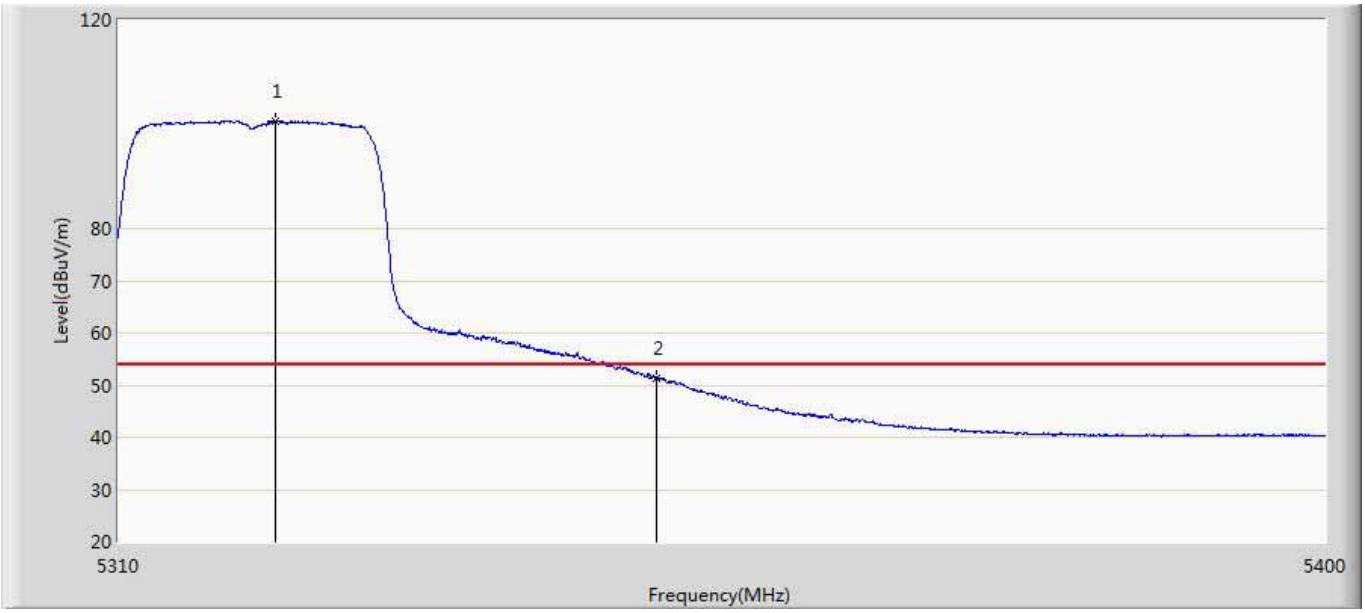

No	Mark	Frequency (MHz)	Measure Level (dBuV/m)	Reading Level (dBuV)	Over Limit (dB)	Limit (dBuV/m)	Factor (dB)	Type
1	*	5321.610	100.695	60.775	46.695	54.000	39.921	AV
2		5350.000	51.162	11.291	-2.838	54.000	39.871	AV

Engineer: Damon	
Site: AC5	Time: 2017/06/16 - 17:08
Limit: FCC_Part15.209_RE(3m)	Margin: 0
Probe: Horn_3117_00167055(1-18GHz)	Polarity: Vertical
EUT: Access Point	Power: AC 120V/60Hz
Note: Mode 7:Transmit at channel 5320MHz by 11AC20	

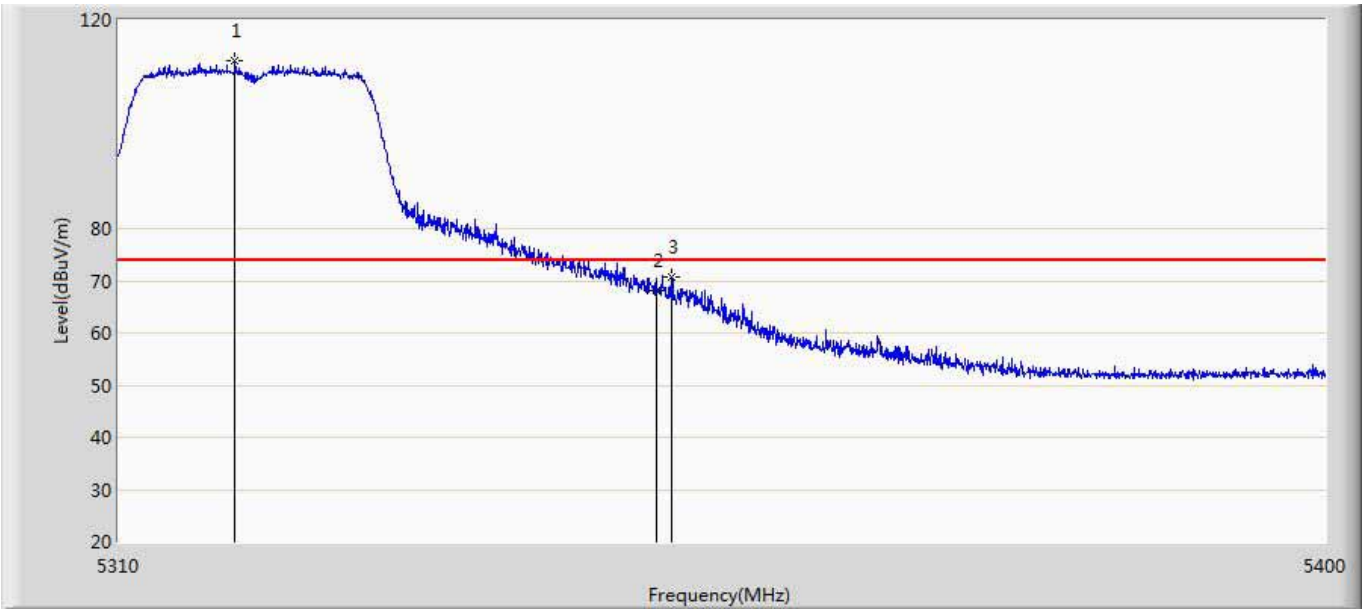

No	Mark	Frequency (MHz)	Measure Level (dBuV/m)	Reading Level (dBuV)	Over Limit (dB)	Limit (dBuV/m)	Factor (dB)	Type
1	*	5318.640	112.238	72.306	38.238	74.000	39.933	PK
2		5350.000	68.097	28.226	-5.903	74.000	39.871	PK
3		5351.130	70.740	30.869	-3.260	74.000	39.871	PK

Engineer: Damon	
Site: AC5	Time: 2017/06/16 - 17:02
Limit: FCC_Part15.209_RE(3m)	Margin: 0
Probe: Horn_3117_00167055(1-18GHz)	Polarity: Vertical
EUT: Access Point	Power: AC 120V/60Hz
Note: Mode 7:Transmit at channel 5320MHz by 11AC20	

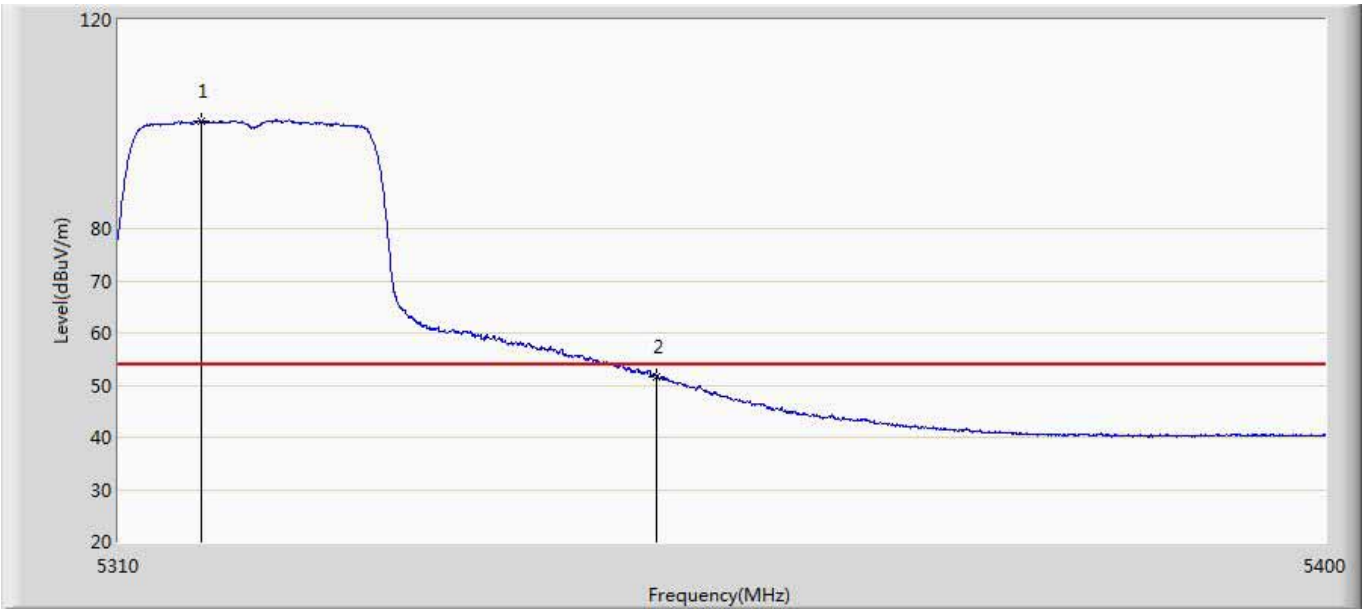

No	Mark	Frequency (MHz)	Measure Level (dBuV/m)	Reading Level (dBuV)	Over Limit (dB)	Limit (dBuV/m)	Factor (dB)	Type
1	*	5316.120	100.679	60.756	46.679	54.000	39.922	AV
2		5350.000	51.631	11.760	-2.369	54.000	39.871	AV

Engineer: Damon	
Site: AC5	Time: 2017/06/16 - 17:23
Limit: FCC_Part15.209_RE(3m)	Margin: 0
Probe: Horn_3117_00167055(1-18GHz)	Polarity: Horizontal
EUT: Access Point	Power: AC 120V/60Hz
Note: Mode 7:Transmit at channel 5500MHz by 11AC20	

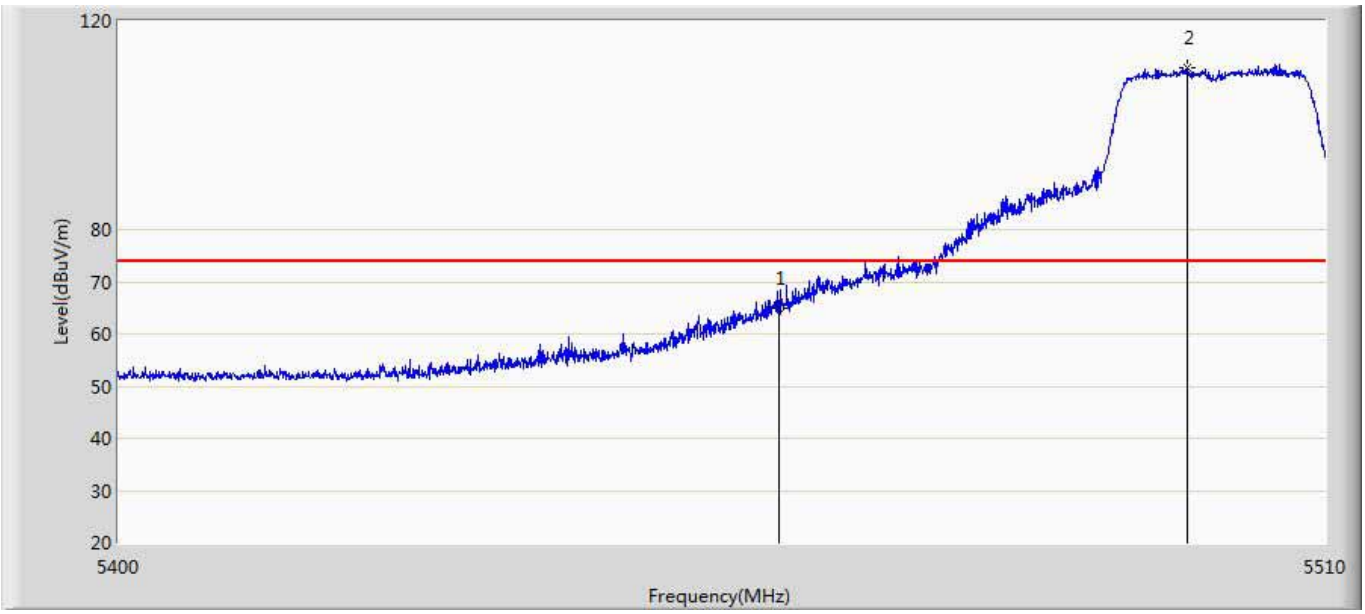

No	Mark	Frequency (MHz)	Measure Level (dBuV/m)	Reading Level (dBuV)	Over Limit (dB)	Limit (dBuV/m)	Factor (dB)	Type
1		5460.000	65.004	24.970	-8.996	74.000	40.034	PK
2	*	5497.295	110.982	70.849	36.982	74.000	40.133	PK

Engineer: Damon	
Site: AC5	Time: 2017/06/16 - 17:21
Limit: FCC_Part15.209_RE(3m)	Margin: 0
Probe: Horn_3117_00167055(1-18GHz)	Polarity: Horizontal
EUT: Access Point	Power: AC 120V/60Hz
Note: Mode 7:Transmit at channel 5500MHz by 11AC20	

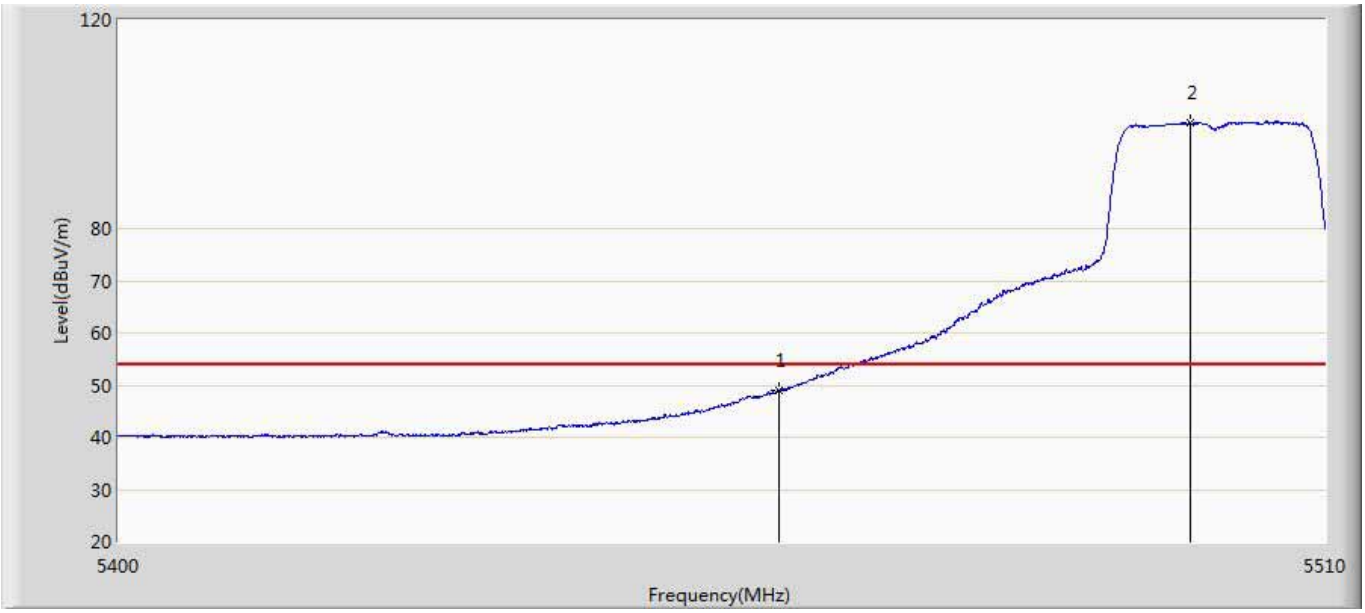

No	Mark	Frequency (MHz)	Measure Level (dBuV/m)	Reading Level (dBuV)	Over Limit (dB)	Limit (dBuV/m)	Factor (dB)	Type
1		5460.000	48.939	8.905	-5.061	54.000	40.034	AV
2	*	5497.570	100.385	60.253	46.385	54.000	40.133	AV

Engineer: Damon	
Site: AC5	Time: 2017/06/16 - 17:19
Limit: FCC_Part15.209_RE(3m)	Margin: 0
Probe: Horn_3117_00167055(1-18GHz)	Polarity: Vertical
EUT: Access Point	Power: AC 120V/60Hz
Note: Mode 7:Transmit at channel 5500MHz by 11AC20	

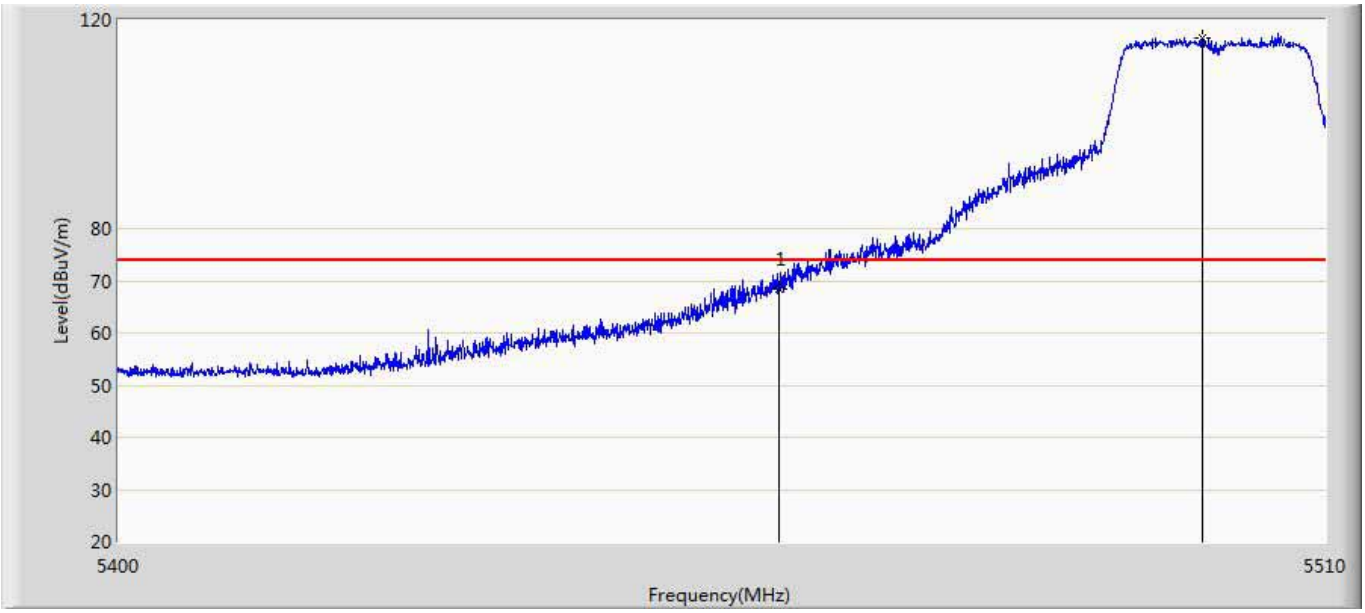

No	Mark	Frequency (MHz)	Measure Level (dBuV/m)	Reading Level (dBuV)	Over Limit (dB)	Limit (dBuV/m)	Factor (dB)	Type
1		5460.000	68.402	28.368	-5.598	74.000	40.034	PK
2	*	5498.670	116.609	76.480	42.609	74.000	40.129	PK

Engineer: Damon	
Site: AC5	Time: 2017/06/16 - 17:13
Limit: FCC_Part15.209_RE(3m)	Margin: 0
Probe: Horn_3117_00167055(1-18GHz)	Polarity: Vertical
EUT: Access Point	Power: AC 120V/60Hz
Note: Mode 7:Transmit at channel 5500MHz by 11AC20	

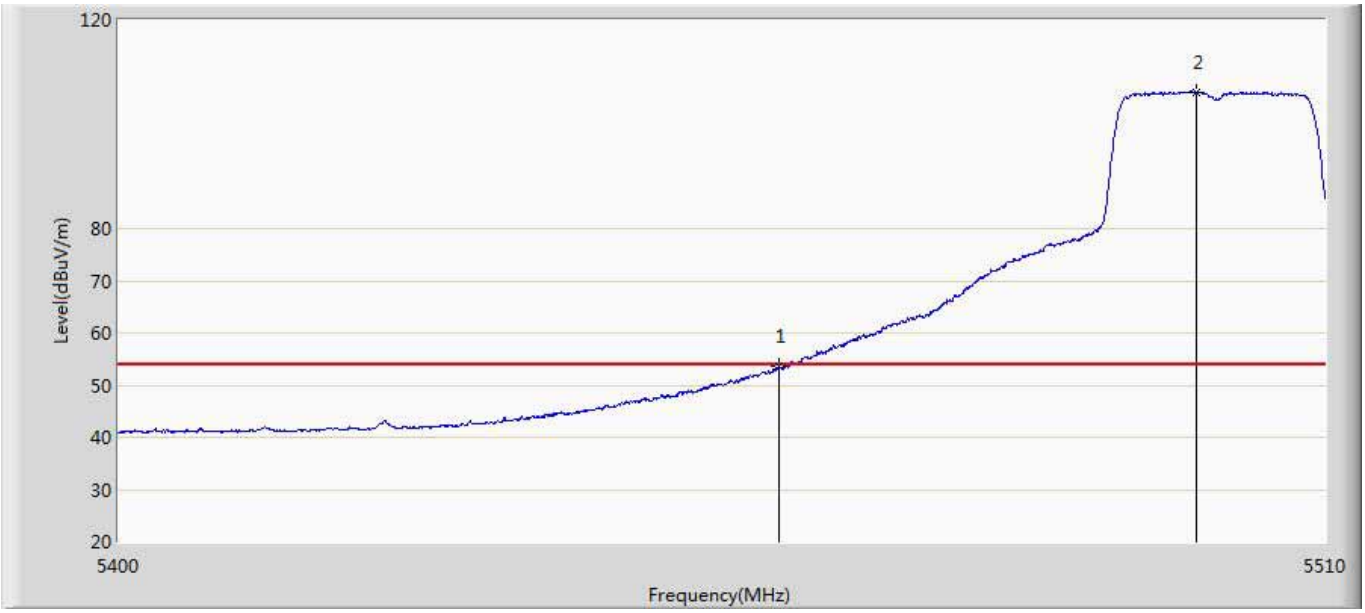

No	Mark	Frequency (MHz)	Measure Level (dBuV/m)	Reading Level (dBuV)	Over Limit (dB)	Limit (dBuV/m)	Factor (dB)	Type
1		5460.000	53.514	13.480	-0.486	54.000	40.034	AV
2	*	5498.120	106.188	66.057	52.188	54.000	40.130	AV

Engineer: Damon	
Site: AC5	Time: 2017/06/16 - 17:33
Limit: FCC_Part15.209_RE(3m)	Margin: 0
Probe: Horn_3117_00167055(1-18GHz)	Polarity: Horizontal
EUT: Access Point	Power: AC 120V/60Hz
Note: Mode 8:Transmit at channel 5310MHz by 11AC40	

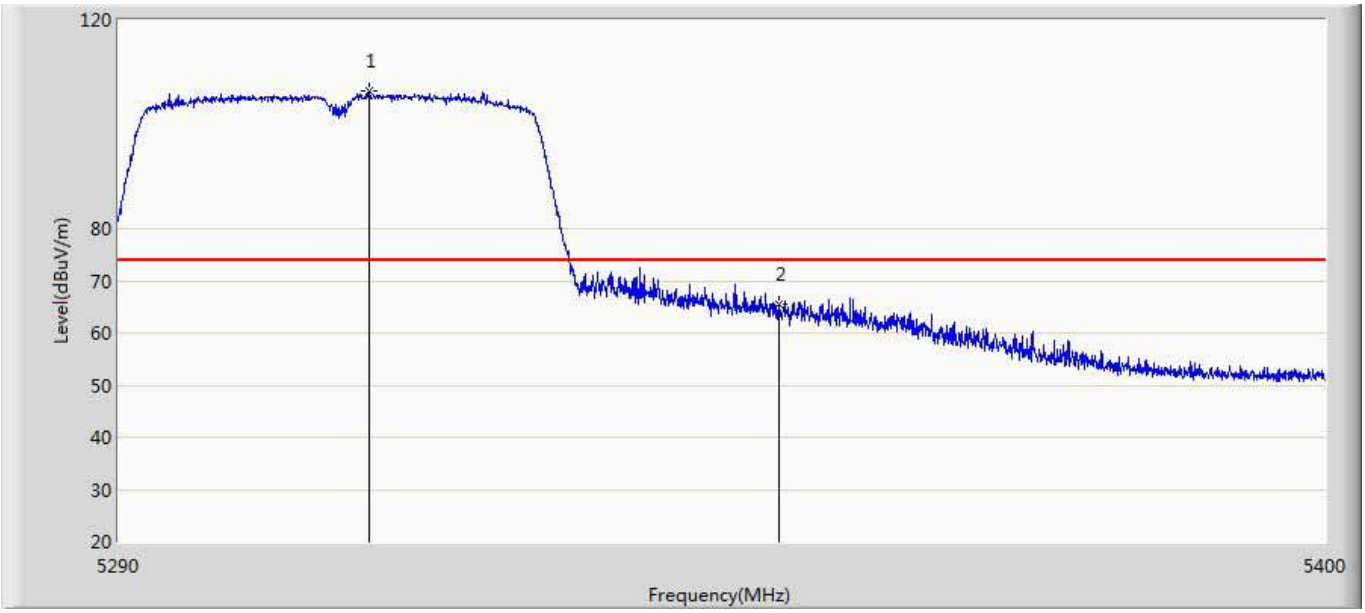

No	Mark	Frequency (MHz)	Measure Level (dBuV/m)	Reading Level (dBuV)	Over Limit (dB)	Limit (dBuV/m)	Factor (dB)	Type
1	*	5312.660	106.448	66.548	32.448	74.000	39.900	PK
2		5350.000	65.437	25.566	-8.563	74.000	39.871	PK

Engineer: Damon	
Site: AC5	Time: 2017/06/16 - 17:32
Limit: FCC_Part15.209_RE(3m)	Margin: 0
Probe: Horn_3117_00167055(1-18GHz)	Polarity: Horizontal
EUT: Access Point	Power: AC 120V/60Hz
Note: Mode 8:Transmit at channel 5310MHz by 11AC40	

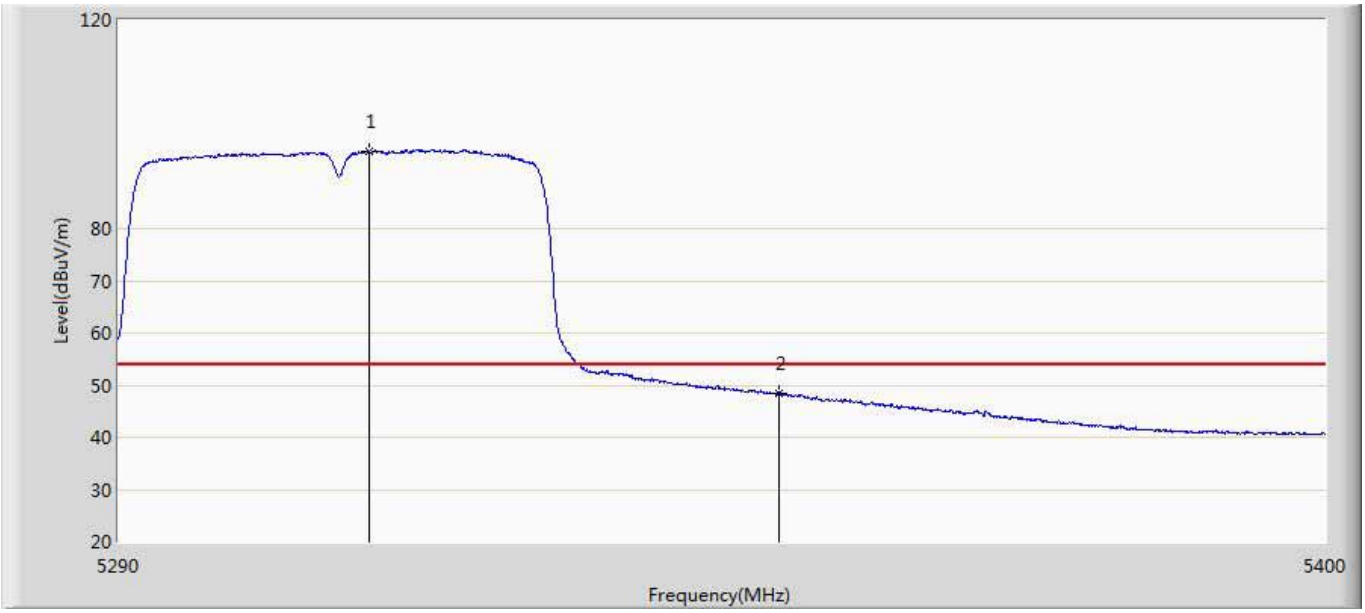

No	Mark	Frequency (MHz)	Measure Level (dBuV/m)	Reading Level (dBuV)	Over Limit (dB)	Limit (dBuV/m)	Factor (dB)	Type
1	*	5312.660	94.697	54.797	40.697	54.000	39.900	AV
2		5350.000	48.386	8.515	-5.614	54.000	39.871	AV

Engineer: Damon	
Site: AC5	Time: 2017/06/16 - 17:30
Limit: FCC_Part15.209_RE(3m)	Margin: 0
Probe: Horn_3117_00167055(1-18GHz)	Polarity: Vertical
EUT: Access Point	Power: AC 120V/60Hz
Note: Mode 8:Transmit at channel 5310MHz by 11AC40	

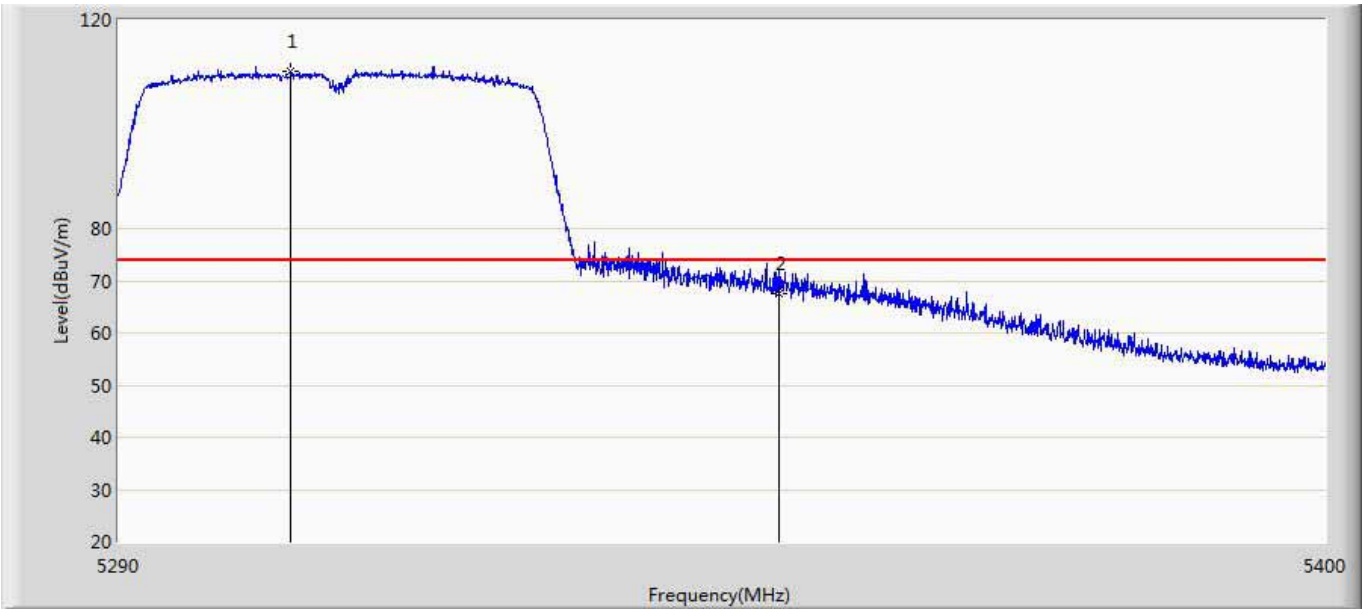

No	Mark	Frequency (MHz)	Measure Level (dBuV/m)	Reading Level (dBuV)	Over Limit (dB)	Limit (dBuV/m)	Factor (dB)	Type
1	*	5305.620	110.221	70.367	36.221	74.000	39.854	PK
2		5350.000	67.592	27.721	-6.408	74.000	39.871	PK

Engineer: Damon	
Site: AC5	Time: 2017/06/16 - 17:24
Limit: FCC_Part15.209_RE(3m)	Margin: 0
Probe: Horn_3117_00167055(1-18GHz)	Polarity: Vertical
EUT: Access Point	Power: AC 120V/60Hz
Note: Mode 8:Transmit at channel 5310MHz by 11AC40	

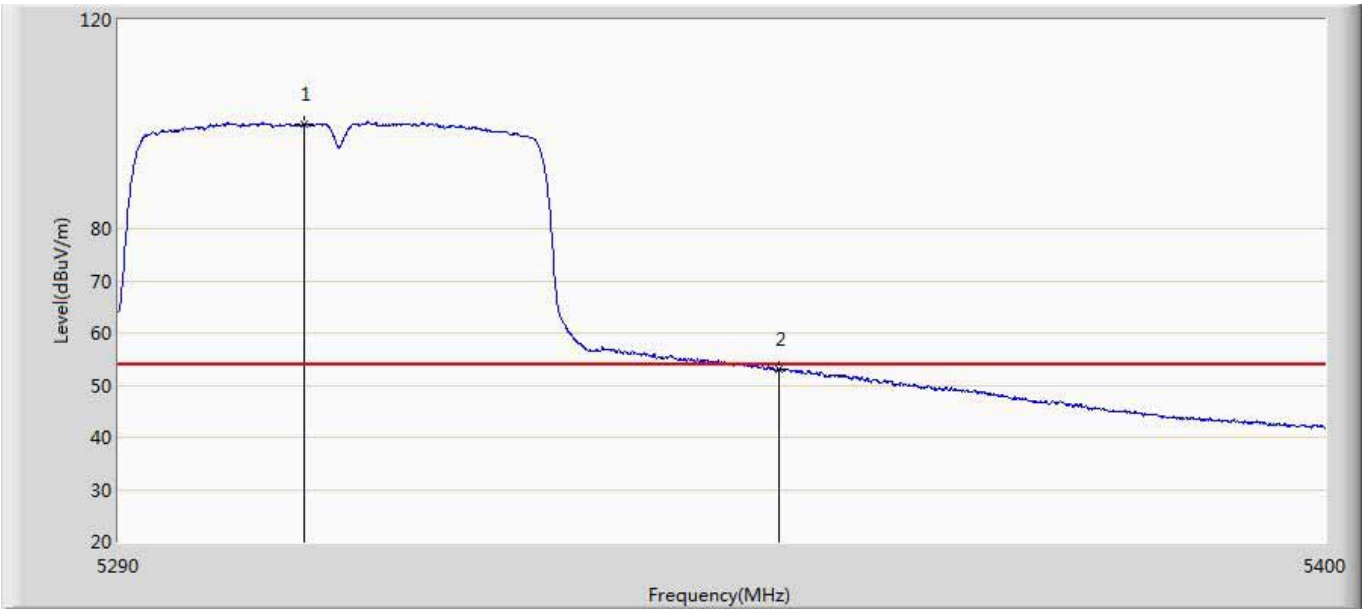

No	Mark	Frequency (MHz)	Measure Level (dBuV/m)	Reading Level (dBuV)	Over Limit (dB)	Limit (dBuV/m)	Factor (dB)	Type
1	*	5306.775	99.995	60.134	45.995	54.000	39.861	AV
2		5350.000	53.016	13.145	-0.984	54.000	39.871	AV

Engineer: Damon	
Site: AC5	Time: 2017/06/16 - 17:38
Limit: FCC_Part15.209_RE(3m)	Margin: 0
Probe: Horn_3117_00167055(1-18GHz)	Polarity: Horizontal
EUT: Access Point	Power: AC 120V/60Hz
Note: Mode 8:Transmit at channel 5510MHz by 11AC40	

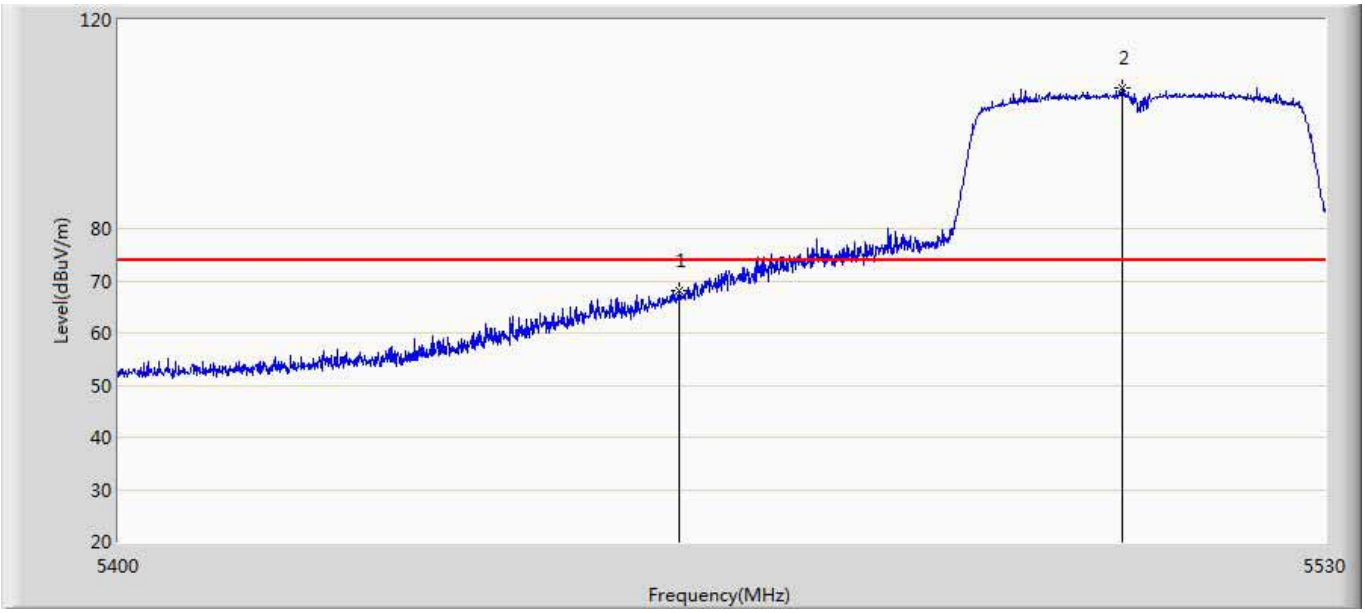

No	Mark	Frequency (MHz)	Measure Level (dBuV/m)	Reading Level (dBuV)	Over Limit (dB)	Limit (dBuV/m)	Factor (dB)	Type
1		5460.000	68.097	28.063	-5.903	74.000	40.034	PK
2	*	5507.965	106.827	66.713	32.827	74.000	40.114	PK

Engineer: Damon	
Site: AC5	Time: 2017/06/16 - 17:38
Limit: FCC_Part15.209_RE(3m)	Margin: 0
Probe: Horn_3117_00167055(1-18GHz)	Polarity: Horizontal
EUT: Access Point	Power: AC 120V/60Hz
Note: Mode 8:Transmit at channel 5510MHz by 11AC40	

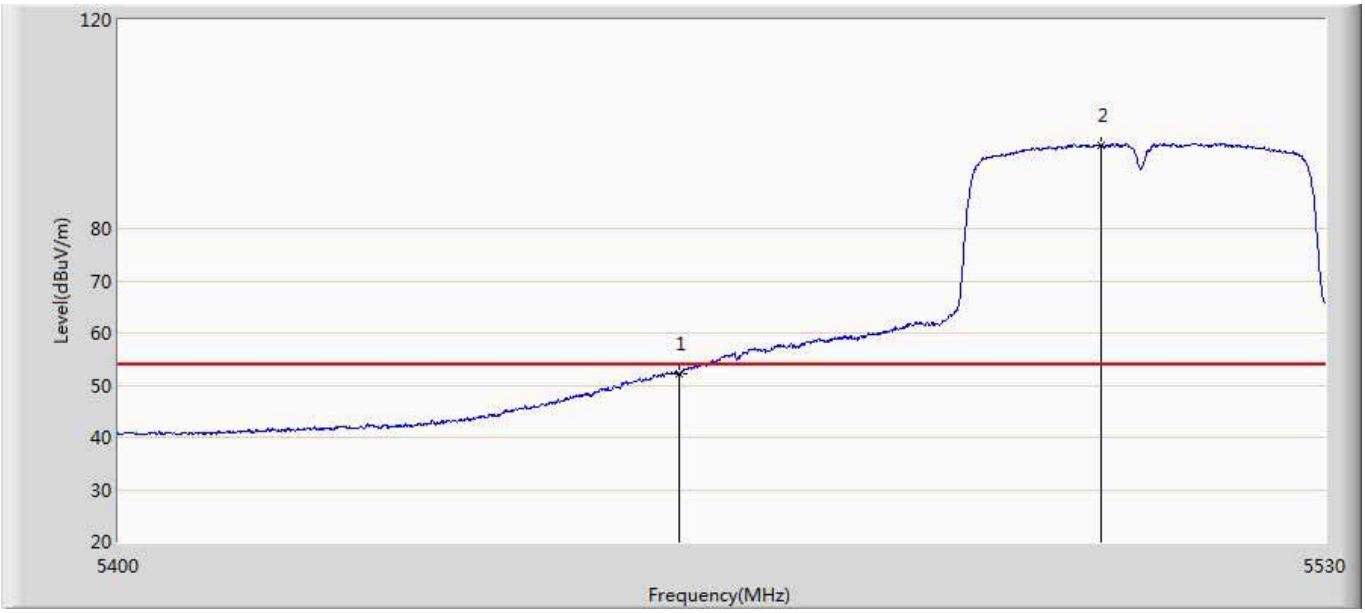

No	Mark	Frequency (MHz)	Measure Level (dBuV/m)	Reading Level (dBuV)	Over Limit (dB)	Limit (dBuV/m)	Factor (dB)	Type
1		5460.000	52.290	12.256	-1.710	54.000	40.034	AV
2	*	5505.690	96.037	55.925	42.037	54.000	40.112	AV

Engineer: Damon	
Site: AC5	Time: 2017/06/16 - 17:37
Limit: FCC_Part15.209_RE(3m)	Margin: 0
Probe: Horn_3117_00167055(1-18GHz)	Polarity: Vertical
EUT: Access Point	Power: AC 120V/60Hz
Note: Mode 8:Transmit at channel 5510MHz by 11AC40	

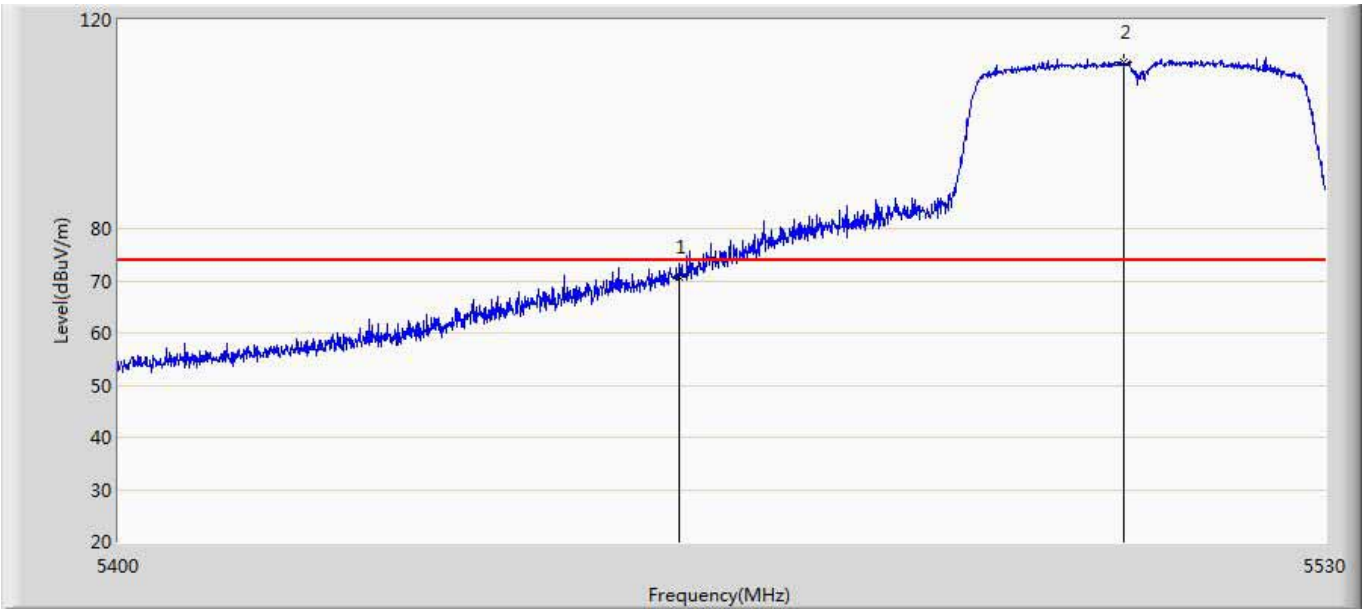

No	Mark	Frequency (MHz)	Measure Level (dBuV/m)	Reading Level (dBuV)	Over Limit (dB)	Limit (dBuV/m)	Factor (dB)	Type
1		5460.000	70.688	30.654	-3.312	74.000	40.034	PK
2	*	5508.160	111.886	71.771	37.886	74.000	40.114	PK

Engineer: Damon	
Site: AC5	Time: 2017/06/16 - 17:34
Limit: FCC_Part15.209_RE(3m)	Margin: 0
Probe: Horn_3117_00167055(1-18GHz)	Polarity: Vertical
EUT: Access Point	Power: AC 120V/60Hz
Note: Mode 8:Transmit at channel 5510MHz by 11AC40	

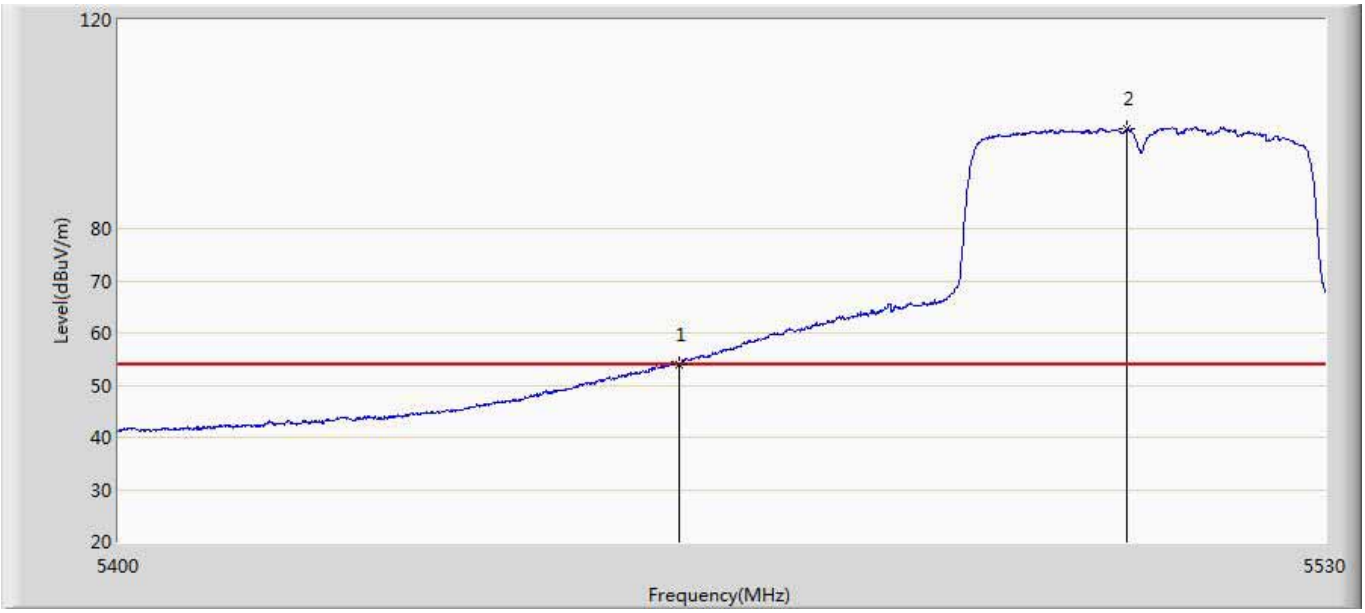

No	Mark	Frequency (MHz)	Measure Level (dBuV/m)	Reading Level (dBuV)	Over Limit (dB)	Limit (dBuV/m)	Factor (dB)	Type
1		5460.000	53.925	13.891	-0.075	54.000	40.034	AV
2	*	5508.485	99.085	58.970	45.085	54.000	40.115	AV

Engineer: Damon	
Site: AC5	Time: 2017/06/16 - 17:50
Limit: FCC_Part15.209_RE(3m)	Margin: 0
Probe: Horn_3117_00167055(1-18GHz)	Polarity: Horizontal
EUT: Access Point	Power: AC 120V/60Hz
Note: Mode 9:Transmit at channel 5290MHz by 11AC80	

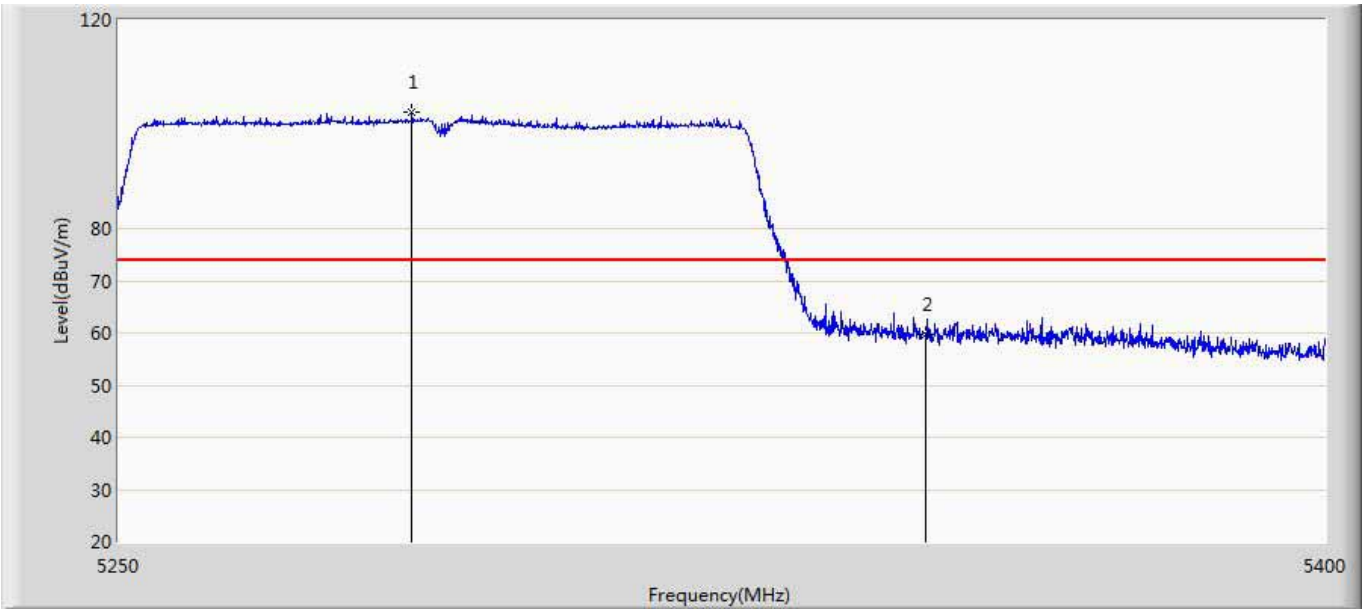

No	Mark	Frequency (MHz)	Measure Level (dBuV/m)	Reading Level (dBuV)	Over Limit (dB)	Limit (dBuV/m)	Factor (dB)	Type
1	*	5286.150	102.278	62.436	28.278	74.000	39.841	PK
2		5350.000	59.630	19.759	-14.370	74.000	39.871	PK

Engineer: Damon	
Site: AC5	Time: 2017/06/16 - 17:47
Limit: FCC_Part15.209_RE(3m)	Margin: 0
Probe: Horn_3117_00167055(1-18GHz)	Polarity: Horizontal
EUT: Access Point	Power: AC 120V/60Hz
Note: Mode 9:Transmit at channel 5290MHz by 11AC80	

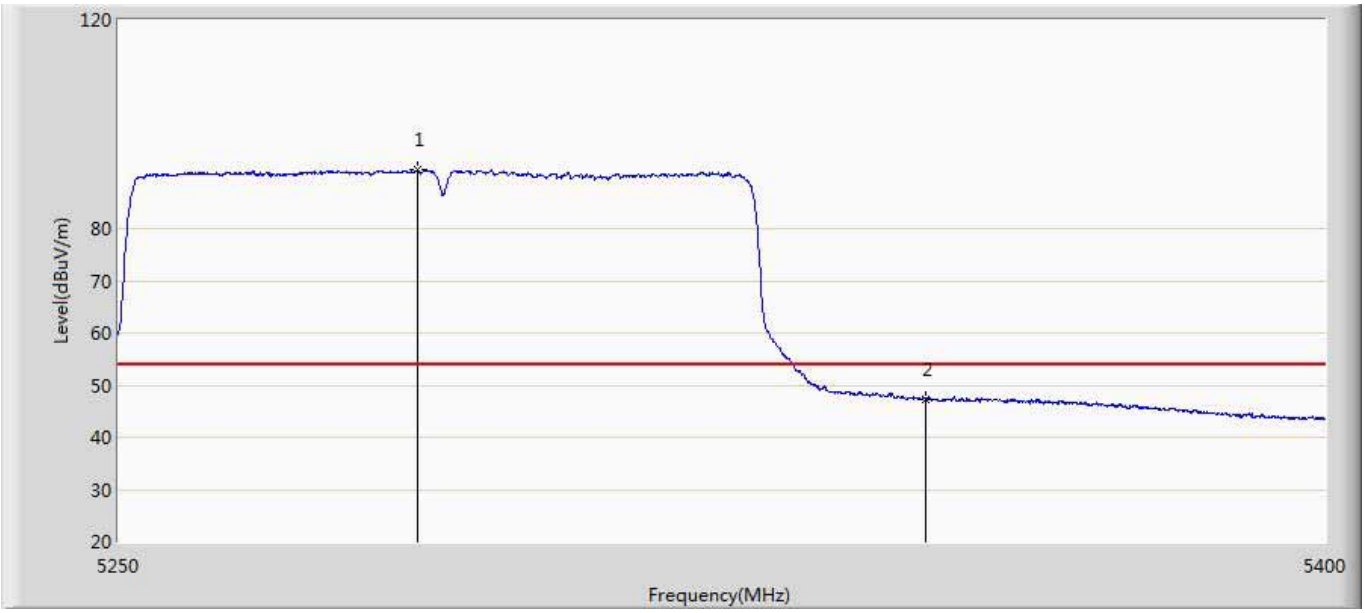

No	Mark	Frequency (MHz)	Measure Level (dBuV/m)	Reading Level (dBuV)	Over Limit (dB)	Limit (dBuV/m)	Factor (dB)	Type
1	*	5286.900	91.319	51.478	37.319	54.000	39.841	AV
2		5350.000	47.323	7.452	-6.677	54.000	39.871	AV

Engineer: Damon	
Site: AC5	Time: 2017/06/16 - 17:46
Limit: FCC_Part15.209_RE(3m)	Margin: 0
Probe: Horn_3117_00167055(1-18GHz)	Polarity: Vertical
EUT: Access Point	Power: AC 120V/60Hz
Note: Mode 9:Transmit at channel 5290MHz by 11AC80	

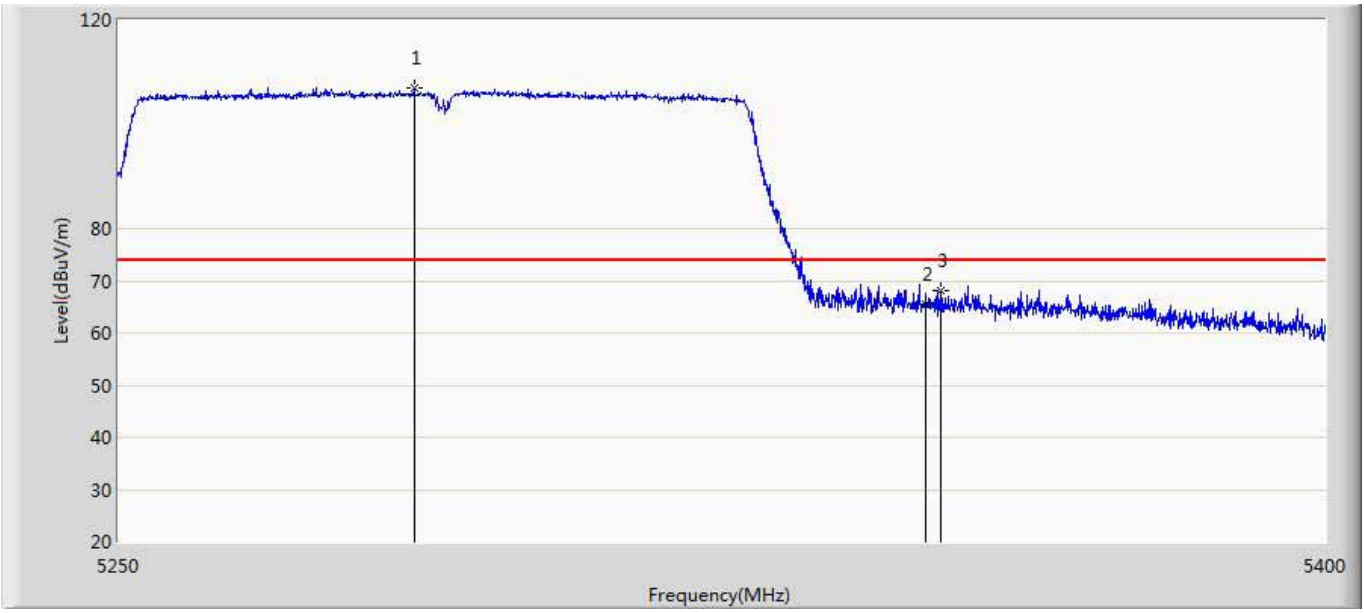

No	Mark	Frequency (MHz)	Measure Level (dBuV/m)	Reading Level (dBuV)	Over Limit (dB)	Limit (dBuV/m)	Factor (dB)	Type
1	*	5286.450	106.918	67.077	32.918	74.000	39.841	PK
2		5350.000	65.370	25.499	-8.630	74.000	39.871	PK
3		5351.850	67.982	28.111	-6.018	74.000	39.871	PK

Engineer: Damon	
Site: AC5	Time: 2017/06/16 - 17:41
Limit: FCC_Part15.209_RE(3m)	Margin: 0
Probe: Horn_3117_00167055(1-18GHz)	Polarity: Vertical
EUT: Access Point	Power: AC 120V/60Hz
Note: Mode 9:Transmit at channel 5290MHz by 11AC80	

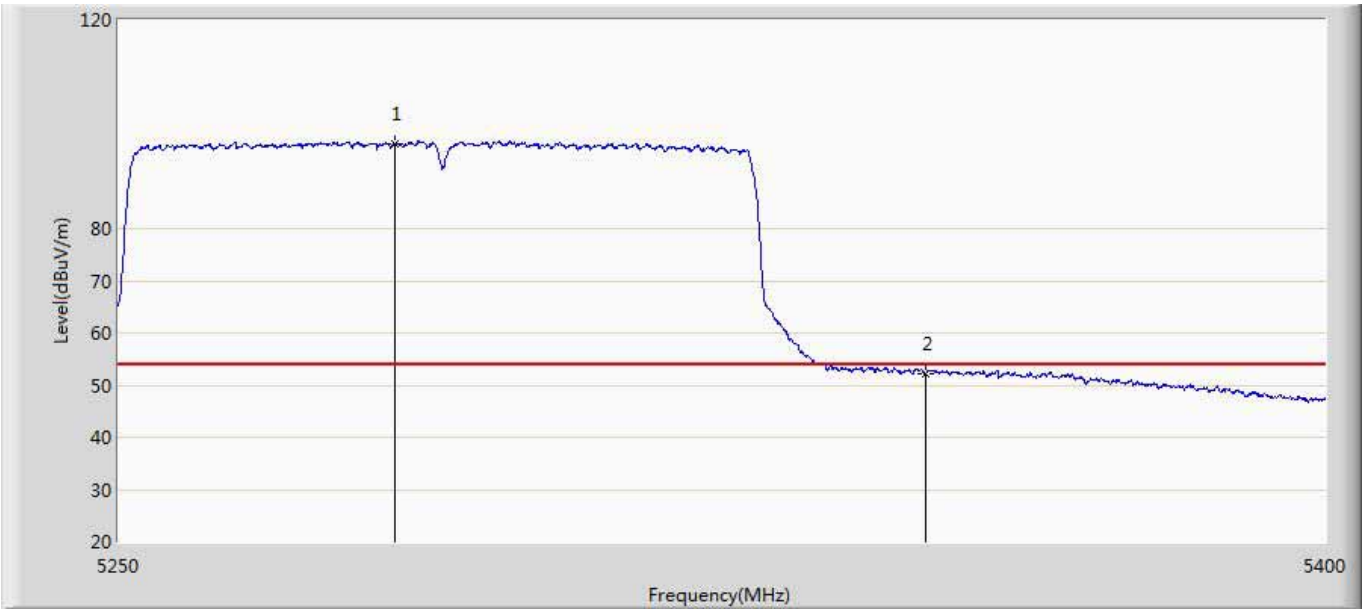

No	Mark	Frequency (MHz)	Measure Level (dBuV/m)	Reading Level (dBuV)	Over Limit (dB)	Limit (dBuV/m)	Factor (dB)	Type
1	*	5284.050	96.268	56.424	42.268	54.000	39.844	AV
2		5350.000	52.245	12.374	-1.755	54.000	39.871	AV

Engineer: Damon	
Site: AC5	Time: 2017/06/16 - 17:57
Limit: FCC_Part15.209_RE(3m)	Margin: 0
Probe: Horn_3117_00167055(1-18GHz)	Polarity: Horizontal
EUT: Access Point	Power: AC 120V/60Hz
Note: Mode 9:Transmit at channel 5530MHz by 11AC80	

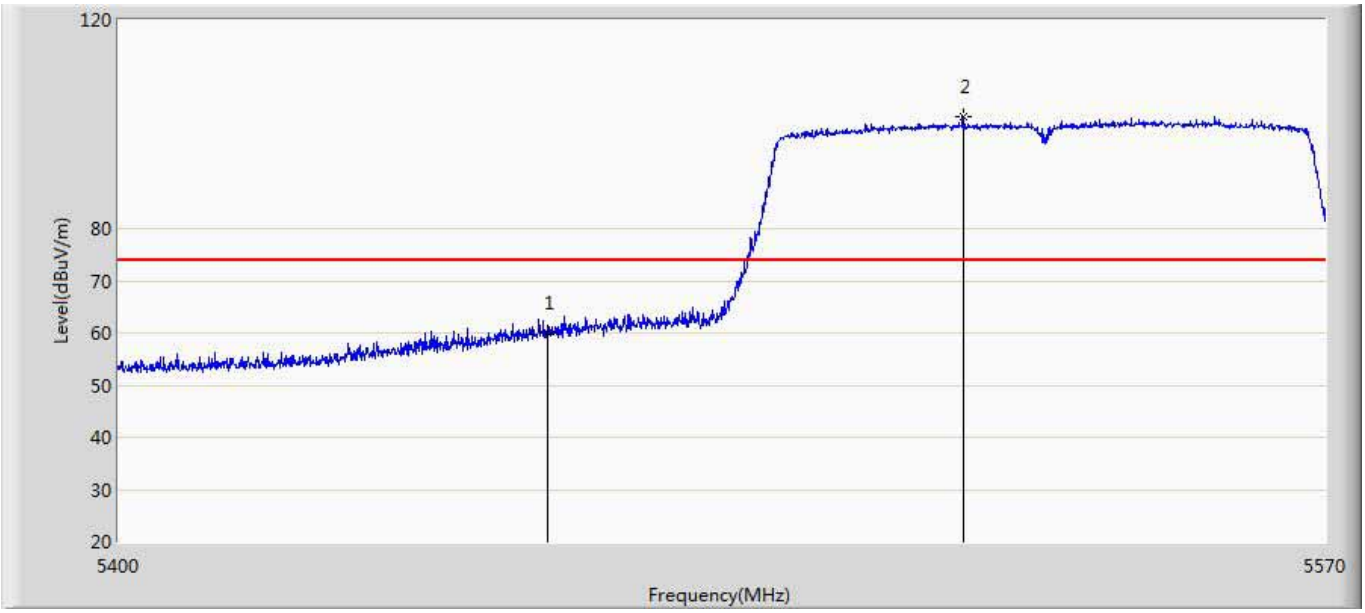

No	Mark	Frequency (MHz)	Measure Level (dBuV/m)	Reading Level (dBuV)	Over Limit (dB)	Limit (dBuV/m)	Factor (dB)	Type
1		5460.000	59.959	19.925	-14.041	74.000	40.034	PK
2	*	5518.575	101.527	61.401	27.527	74.000	40.126	PK

Engineer: Damon	
Site: AC5	Time: 2017/06/16 - 17:56
Limit: FCC_Part15.209_RE(3m)	Margin: 0
Probe: Horn_3117_00167055(1-18GHz)	Polarity: Horizontal
EUT: Access Point	Power: AC 120V/60Hz
Note: Mode 9:Transmit at channel 5530MHz by 11AC80	

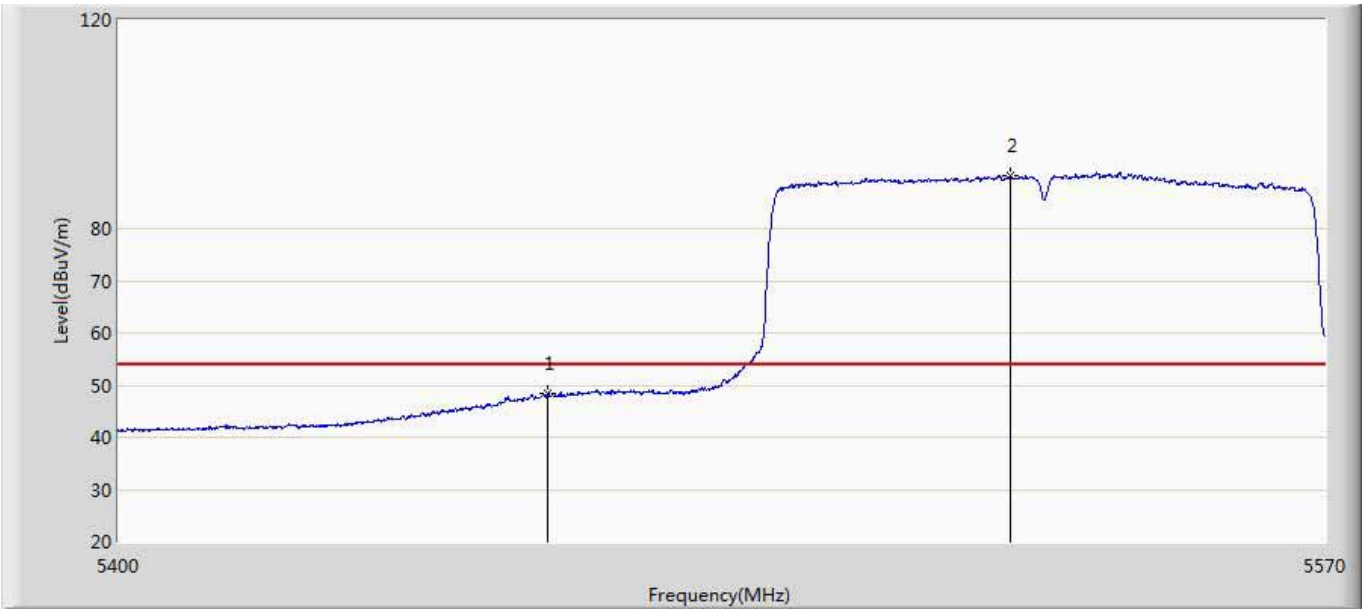

No	Mark	Frequency (MHz)	Measure Level (dBuV/m)	Reading Level (dBuV)	Over Limit (dB)	Limit (dBuV/m)	Factor (dB)	Type
1		5460.000	48.294	8.260	-5.706	54.000	40.034	AV
2	*	5525.205	90.001	49.836	36.001	54.000	40.165	AV

Engineer: Damon	
Site: AC5	Time: 2017/06/16 - 17:55
Limit: FCC_Part15.209_RE(3m)	Margin: 0
Probe: Horn_3117_00167055(1-18GHz)	Polarity: Vertical
EUT: Access Point	Power: AC 120V/60Hz
Note: Mode 9:Transmit at channel 5530MHz by 11AC80	

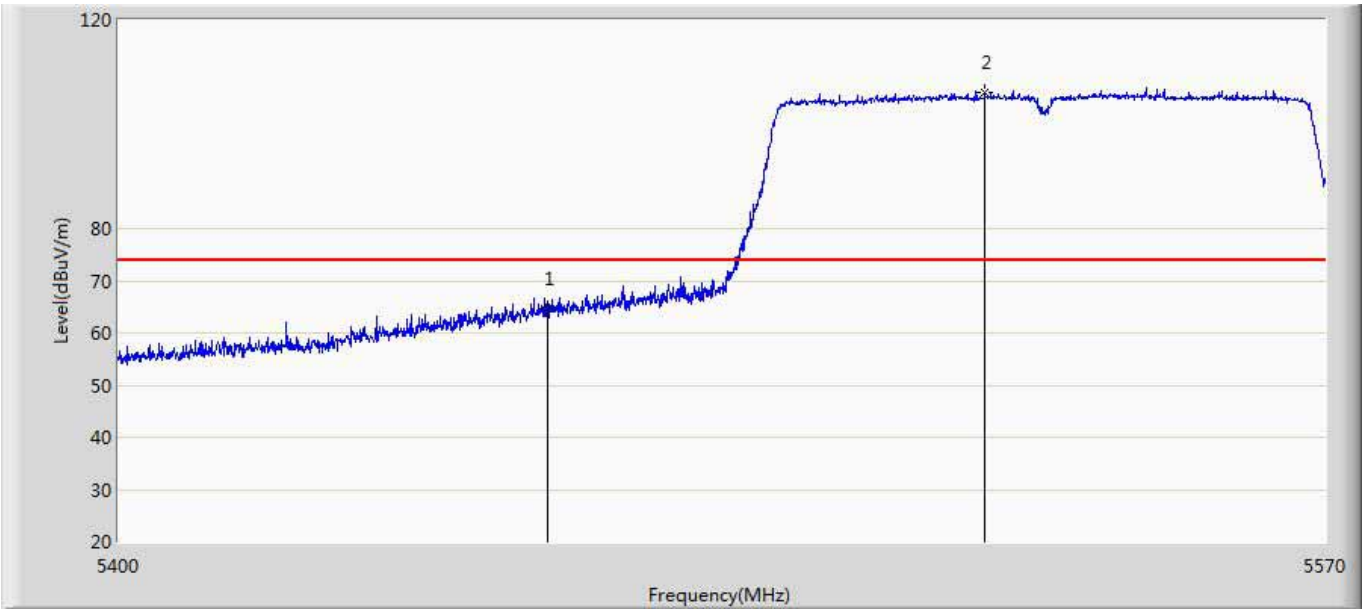

No	Mark	Frequency (MHz)	Measure Level (dBuV/m)	Reading Level (dBuV)	Over Limit (dB)	Limit (dBuV/m)	Factor (dB)	Type
1		5460.000	64.663	24.629	-9.337	74.000	40.034	PK
2	*	5521.550	106.098	65.969	32.098	74.000	40.129	PK

Engineer: Damon	
Site: AC5	Time: 2017/06/16 - 17:50
Limit: FCC_Part15.209_RE(3m)	Margin: 0
Probe: Horn_3117_00167055(1-18GHz)	Polarity: Vertical
EUT: Access Point	Power: AC 120V/60Hz
Note: Mode 9:Transmit at channel 5530MHz by 11AC80	

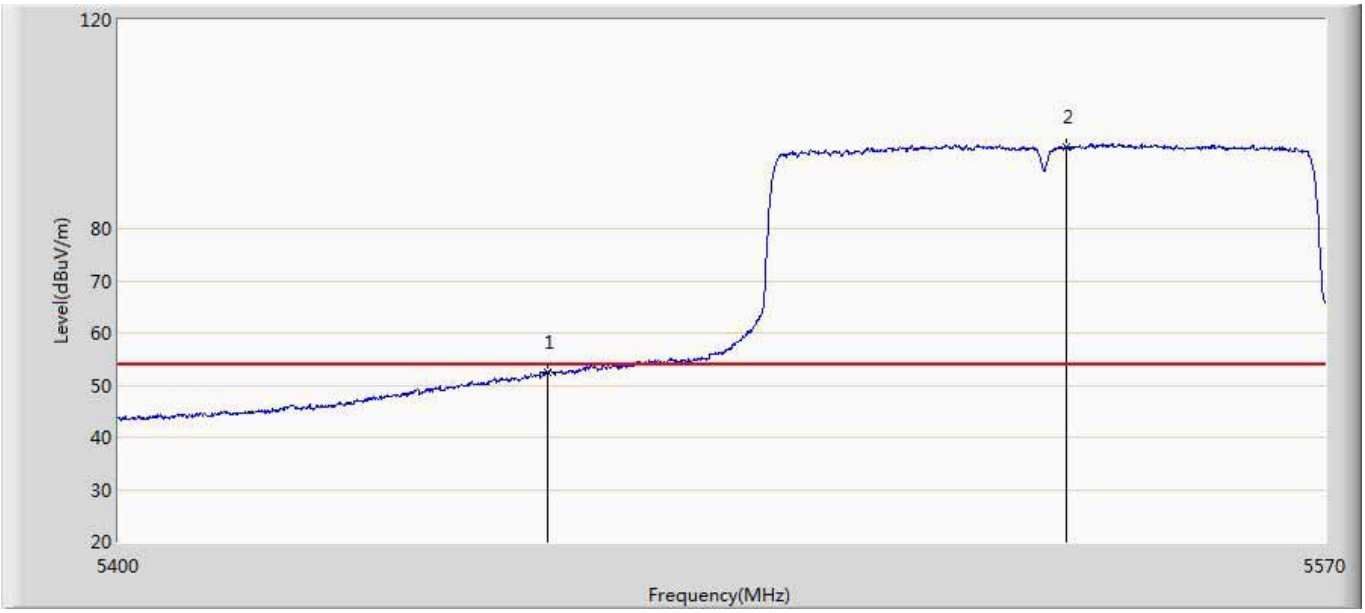

No	Mark	Frequency (MHz)	Measure Level (dBuV/m)	Reading Level (dBuV)	Over Limit (dB)	Limit (dBuV/m)	Factor (dB)	Type
1		5460.000	52.538	12.504	-1.462	54.000	40.034	AV
2	*	5533.025	95.754	55.504	41.754	54.000	40.251	AV

9. Frequency Stability

9.1. Test Equipment

Frequency Stability / TR-7					
Instrument	Manufacturer	Type No.	Serial No.	Cal. Date	Cal. Due Date
Spectrum Analyzer	Agilent	N9010A	MY48030494	2017.02.04	2018.02.04
EXA Spectrum Analyzer	Keysight	N9010A	MY55370495	2017.04.09	2018.04.09
MXA Signal Anlyzer	Keysight	N9020A	MY56060147	2017.04.09	2018.04.09
AC Power Supply	IDRC	CF-500TP	979422	2016.09.16	2017.09.16
DC Power Supply	IDRC	CD-035-020PR	977272	2016.09.16	2017.09.16
Programmable Temperature & Humidity Chamber	Gaoyu	TH-1P-B	WIT-05121302	2017.01.04	2018.01.03
Temperature/Humidity Meter	zhichen	ZC1-2	TR7-TH	2017.04.10	2018.04.10
Note: All equipments are calibrated with traceable calibrations. Each calibration is traceable to the national or international standards.					

9.2. Test Setup

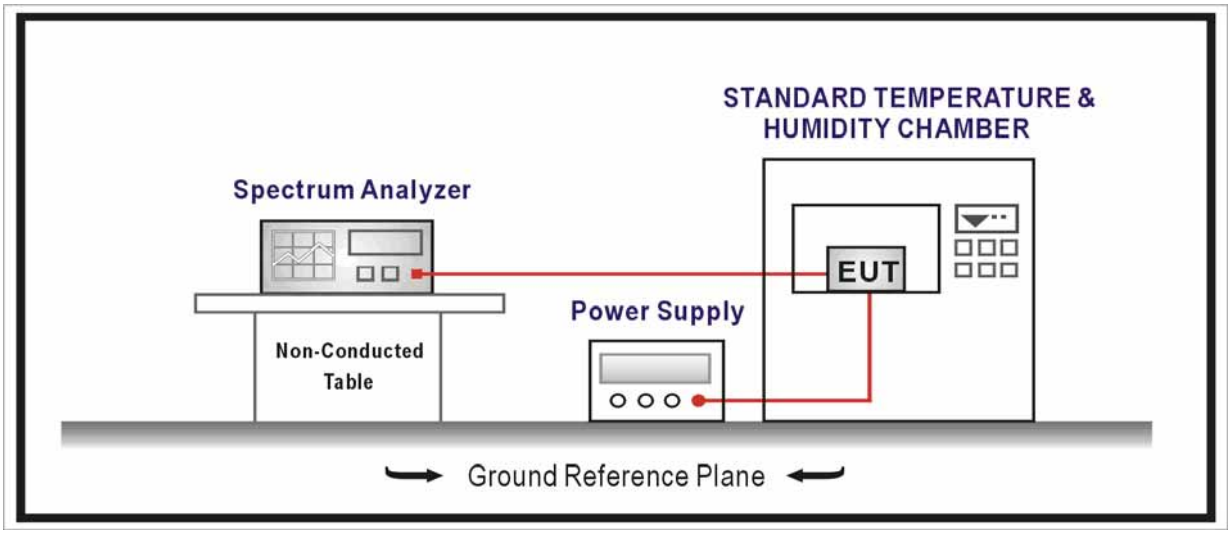

9.3. Limit

Frequency Stability Limit	
UNII Devices	
☒	In-band emission is maintained within the band of operation under all conditions of normal operation as specified in the user's manual.
IEEE Std. 802.11n-2009	
☒	The transmitter center frequency tolerance shall be ± 20 ppm maximum for the 5 GHz band and ± 25ppm maximum for the 2.4 GHz band.

9.4. Test Procedure

Frequency Stability Test Method				
	References Rule		Chapter	Description
☒	ANSI C63.10		6.8	Frequency stability tests
	☒	ANSI C63.10	6.8.1	Frequency stability with respect to ambient temperature
	☒	ANSI C63.10	6.8.2	Frequency stability when varying supply voltage

9.5. EUT test Axis definition

Item	Frequency Stability			
Device Category	☒	Outdoor AP		
	☐	Indoor AP		
	☐	Fixed point-to-point AP		
	☒	Outdoor fixed point-to-multipoint AP		
	☐	Client		
Test mode	Mode 1-9			
Test method	☐	Radiated		
		X Axis	Y Axis	Z Axis
			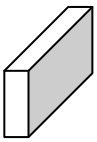	
		Worst Axis ☐	Worst Axis ☐	Worst Axis ☐
	☒	Conducted		
	☐	Chain 1		
	☒	Chain 1	Chain 2	
		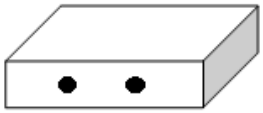		
	☐	Chain 1	Chain 2	Chain 3

9.6. Test Result

Product Name	:	Access Point	Power	:	PoE 57V
Model No.	:	APEX0365	Test Site	:	TR7
Test Mode	:	Carrier Wave	Test Date	:	2017.05.12

Frequency Stability under Temperature

Temperature Interval (℃)	Test Frequency (MHz)	rDeviation (Hz)	ppm
-30	5300.000	119	0.022
-20	5300.000	-109	-0.021
-10	5300.000	149	0.028
0	5300.000	114	0.022
10	5300.000	-94	-0.018
20	5300.000	87	0.016
30	5300.000	106	0.020
40	5300.000	99	0.019
50	5300.000	123	0.023
-30	5500.000	116	0.021
-20	5500.000	-153	-0.028
-10	5500.000	-119	-0.022
0	5500.000	123	0.022
10	5500.000	-84	-0.015
20	5500.000	-96	-0.017
30	5500.000	251	0.046
40	5500.000	178	0.032
50	5500.000	159	0.029

Frequency Stability under Voltage

AC Voltage (V)	Test Frequency (MHz)	Deviation (Hz)	ppm
93.5	5300.000	121	0.023
110	5300.000	101	0.019
126.5	5300.000	112	0.021
93.5	5500.000	115	0.021
110	5500.000	119	0.022
126.5	5500.000	-156	-0.028

Product Name	:	Access Point	Power	PoE 57V
Module No.	:	APEX0367	Test Site	TR7
Test Mode	:	Carrier Wave	Test Date	2017.05.12

Frequency Stability under Temperature

Temperature Interval (℃)	Test Frequency (MHz)	Deviation (Hz)	ppm
-30	5300.000	-158	-0.030
-20	5300.000	129	0.024
-10	5300.000	-149	-0.028
0	5300.000	102	0.019
10	5300.000	-94	-0.018
20	5300.000	-71	-0.013
30	5300.000	106	0.020
40	5300.000	118	0.022
50	5300.000	123	0.023
-30	5500.000	116	0.021
-20	5500.000	-131	-0.024
-10	5500.000	121	0.022
0	5500.000	94	0.017
10	5500.000	101	0.018
20	5500.000	-87	-0.016
30	5500.000	162	0.029
40	5500.000	174	0.032
50	5500.000	97	0.018

Frequency Stability under Voltage

AC Voltage (V)	Test Frequency (MHz)	Deviation (Hz)	ppm
93.5	5300.000	152	0.029
110	5300.000	-114	-0.022
126.5	5300.000	-124	-0.023
93.5	5500.000	101	0.018
110	5500.000	-148	-0.027
126.5	5500.000	114	0.021

10. Antenna Requirement

10.1. Limit

Antenna Requirement Limit
An intentional radiator shall be designed to ensure that no antenna other than that furnished by the responsible party shall be used with the device. The use of a permanently attached antenna or of an antenna that uses a unique coupling to the intentional radiator shall be considered sufficient to comply with the provisions of this section. The manufacturer may design the unit so that a broken antenna can be replaced by the user, but the use of a standard antenna jack or electrical connector is prohibited. This requirement does not apply to carrier current devices or to devices operated under the provisions of §15.211, §15.213, §15.217, §15.219, or §15.221. Further, this requirement does not apply to intentional radiators that must be professionally installed, such as perimeter protection systems and some field disturbance sensors, or to other intentional radiators which, in accordance with §15.31(d), must be measured at the installation site. However, the installer shall be responsible for ensuring that the proper antenna is employed so that the limits in this part are not exceeded.

10.2. Antenna Connector Construction

Antenna Connector Construction	
☐	The use of a permanently attached antenna
☐	The antenna use of a unique coupling to the intentional radiator
☒	The use of a nonstandard antenna jack or electrical connector
Please refer to the attached document “Internal Photograph” to show the antenna connector.	

The End