Site: AC1	Time: 2017/08/26 - 06:22
Limit: FCC_Part15.209_RE(3m)	Engineer: Kevin Ker
Probe: BBHA9120D_1GHz_18GHz	Polarity: Horizontal
EUT: ACCESS POINT	Power: POE (DC 57V)
Test Mode: Transmit by 802.11b at channel 2462MHz Ant 0 + 1 (CDD Mode)	

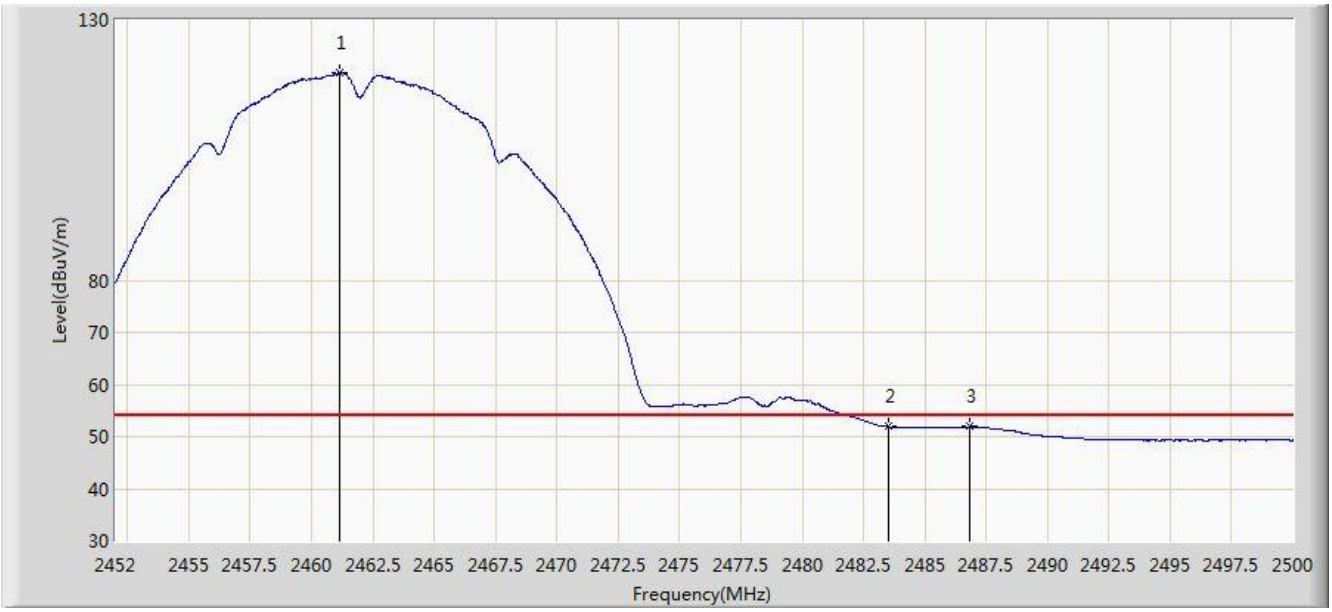

No	Flag	Mark	Frequency (MHz)	Measure Level (dBuV/m)	Reading Level (dBuV)	Over Limit (dB)	Limit (dBuV/m)	Factor (dB)	Type
1		*	2461.144	119.939	87.424	N/A	N/A	32.514	AV
2			2483.500	51.894	19.313	-2.106	54.000	32.580	AV
3			2486.824	51.897	19.306	-2.103	54.000	32.590	AV

Note: Measure Level (dBµV/m) = Reading Level (dBµV) + Factor (dB)

Factor (dB) = Cable Loss (dB) + Antenna Factor (dB/m)

Site: AC1	Time: 2017/08/26 - 06:19
Limit: FCC_Part15.209_RE(3m)	Engineer: Kevin Ker
Probe: BBHA9120D_1GHz_18GHz	Polarity: Vertical
EUT: ACCESS POINT	Power: POE (DC 57V)
Test Mode: Transmit by 802.11b at channel 2462MHz Ant 0 + 1 (CDD Mode)	

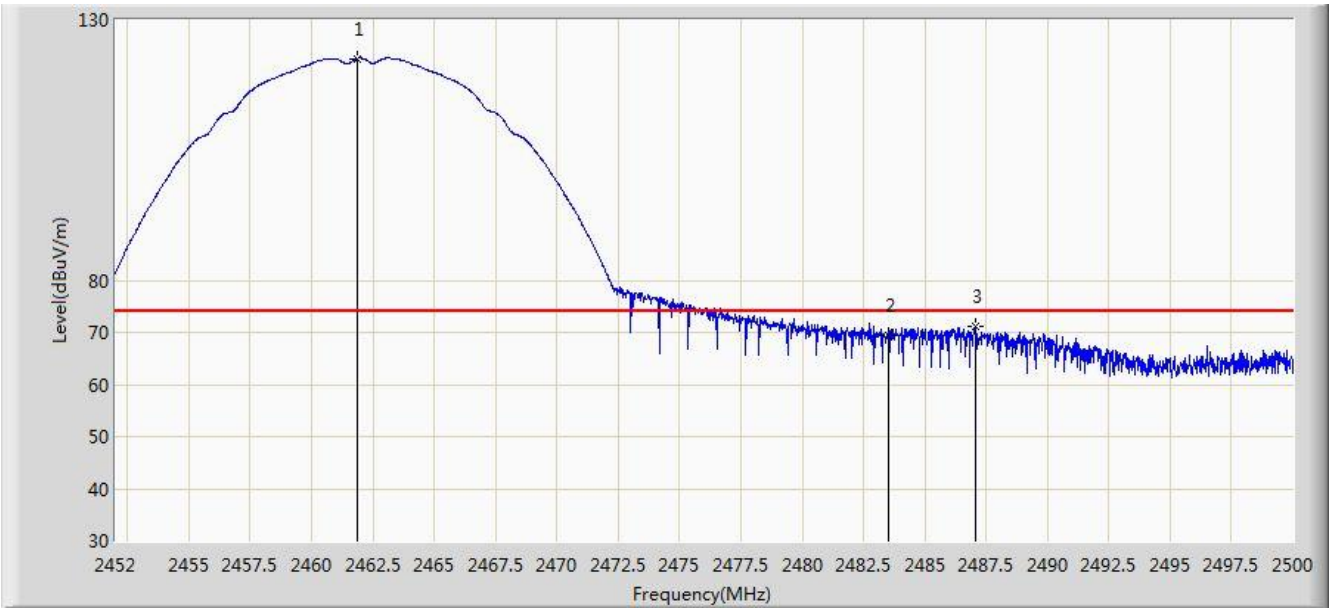

No	Flag	Mark	Frequency (MHz)	Measure Level (dBuV/m)	Reading Level (dBuV)	Over Limit (dB)	Limit (dBuV/m)	Factor (dB)	Type
1		*	2461.840	122.529	90.013	N/A	N/A	32.516	PK
2			2483.500	69.325	36.744	-4.675	74.000	32.580	PK
3			2487.088	71.123	38.532	-2.877	74.000	32.592	PK

Note: Measure Level (dBµV/m) = Reading Level (dBµV) + Factor (dB)

Factor (dB) = Cable Loss (dB) + Antenna Factor (dB/m)

Site: AC1	Time: 2017/08/26 - 06:20
Limit: FCC_Part15.209_RE(3m)	Engineer: Kevin Ker
Probe: BBHA9120D_1GHz_18GHz	Polarity: Vertical
EUT: ACCESS POINT	Power: POE (DC 57V)
Test Mode: Transmit by 802.11b at channel 2462MHz Ant 0 + 1 (CDD Mode)	

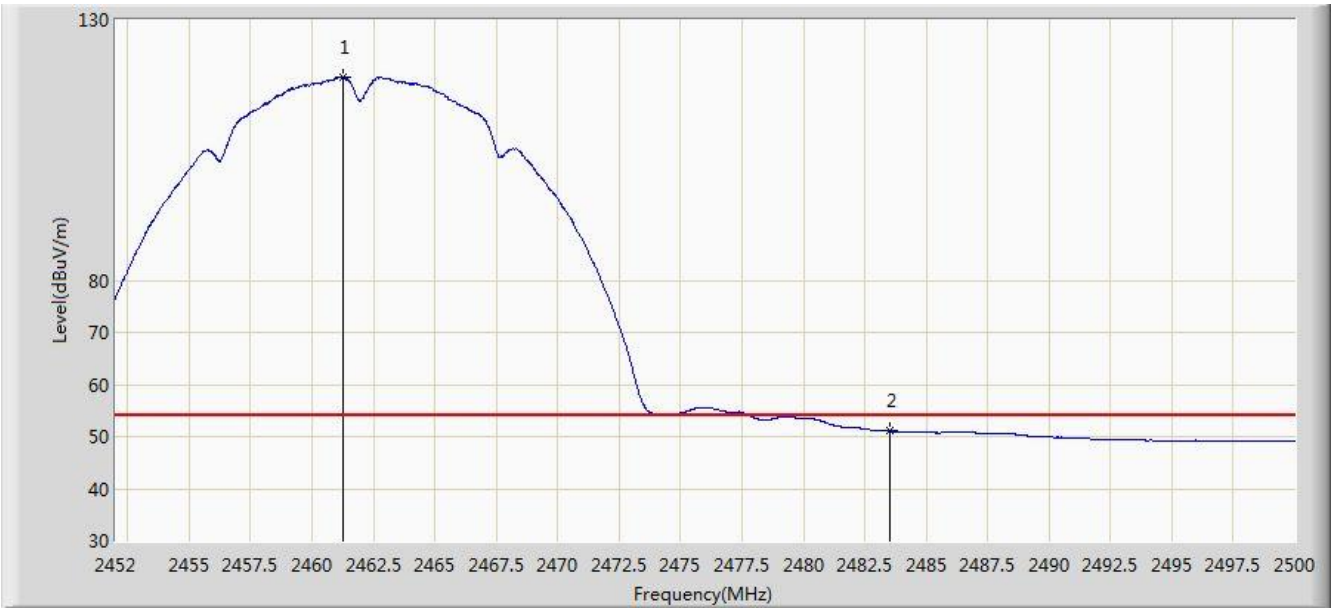

No	Flag	Mark	Frequency (MHz)	Measure Level (dBuV/m)	Reading Level (dBuV)	Over Limit (dB)	Limit (dBuV/m)	Factor (dB)	Type
1		*	2461.264	119.124	86.609	N/A	N/A	32.515	AV
2			2483.500	51.044	18.463	-2.956	54.000	32.580	AV

Note: Measure Level (dBµV/m) = Reading Level (dBµV) + Factor (dB)

Factor (dB) = Cable Loss (dB) + Antenna Factor (dB/m)

Site: AC1	Time: 2017/08/26 - 06:39
Limit: FCC_Part15.209_RE(3m)	Engineer: Kevin Ker
Probe: BBHA9120D_1GHz_18GHz	Polarity: Horizontal
EUT: ACCESS POINT	Power: POE (DC 57V)
Test Mode: Transmit by 802.11g at channel 2412MHz Ant 0 + 1 (CDD Mode)	

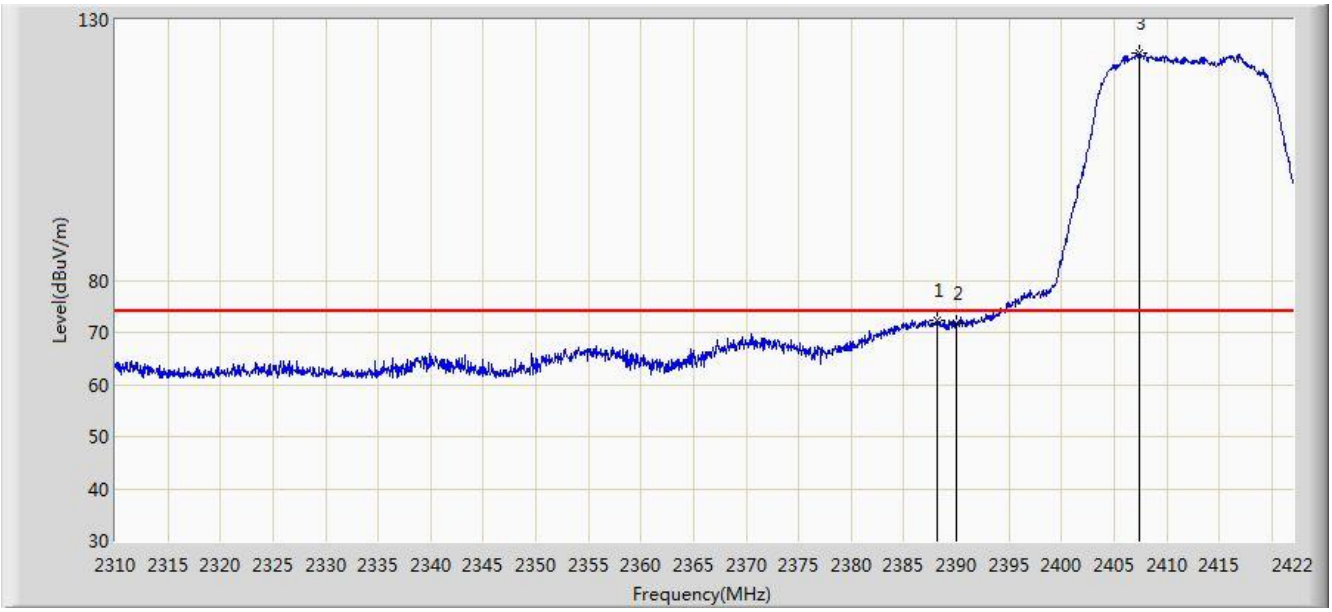

No	Flag	Mark	Frequency (MHz)	Measure Level (dBuV/m)	Reading Level (dBuV)	Over Limit (dB)	Limit (dBuV/m)	Factor (dB)	Type
1			2388.176	72.369	39.812	-1.631	74.000	32.557	PK
2			2390.000	71.745	39.191	-2.255	74.000	32.554	PK
3		*	2407.384	123.649	91.117	N/A	N/A	32.532	PK

Note: Measure Level (dBµV/m) = Reading Level (dBµV) + Factor (dB)

Factor (dB) = Cable Loss (dB) + Antenna Factor (dB/m)

Site: AC1	Time: 2017/08/26 - 06:40
Limit: FCC_Part15.209_RE(3m)	Engineer: Kevin Ker
Probe: BBHA9120D_1GHz_18GHz	Polarity: Horizontal
EUT: ACCESS POINT	Power: POE (DC 57V)
Test Mode: Transmit by 802.11g at channel 2412MHz Ant 0 + 1 (CDD Mode)	

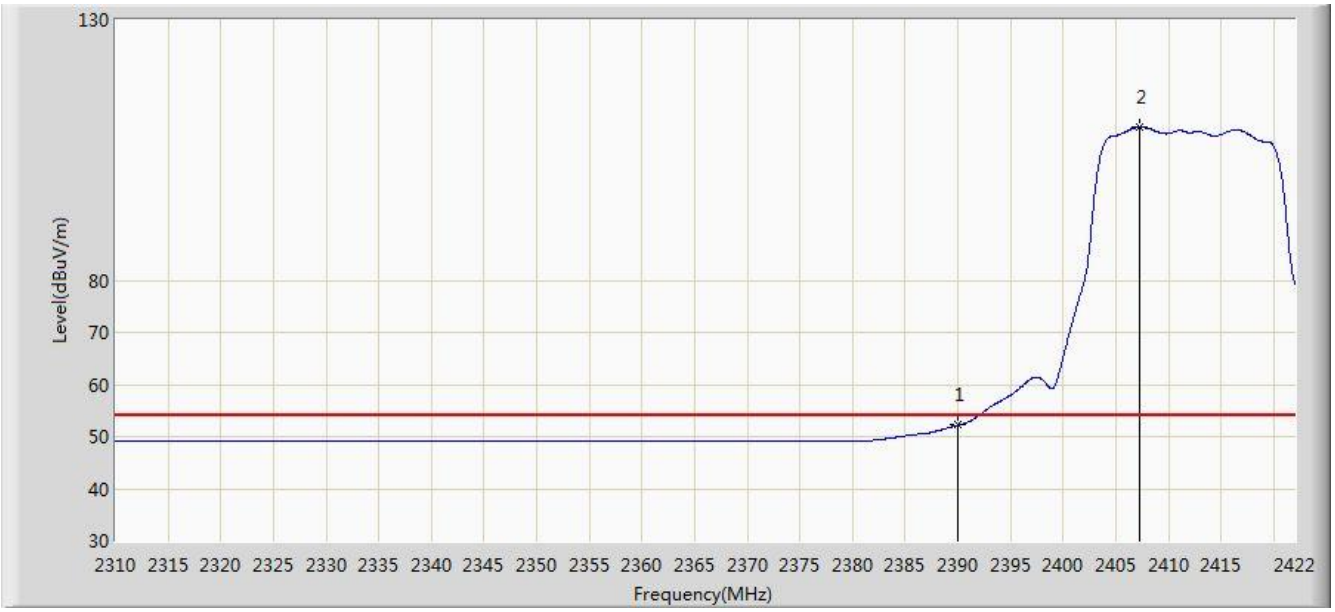

No	Flag	Mark	Frequency (MHz)	Measure Level (dBuV/m)	Reading Level (dBuV)	Over Limit (dB)	Limit (dBuV/m)	Factor (dB)	Type
1			2390.000	52.184	19.630	-1.816	54.000	32.554	AV
2		*	2407.328	109.388	76.856	N/A	N/A	32.532	AV

Note: Measure Level (dBµV/m) = Reading Level (dBµV) + Factor (dB)

Factor (dB) = Cable Loss (dB) + Antenna Factor (dB/m)

Site: AC1	Time: 2017/08/26 - 06:37
Limit: FCC_Part15.209_RE(3m)	Engineer: Kevin Ker
Probe: BBHA9120D_1GHz_18GHz	Polarity: Vertical
EUT: ACCESS POINT	Power: POE (DC 57V)
Test Mode: Transmit by 802.11g at channel 2412MHz Ant 0 + 1 (CDD Mode)	

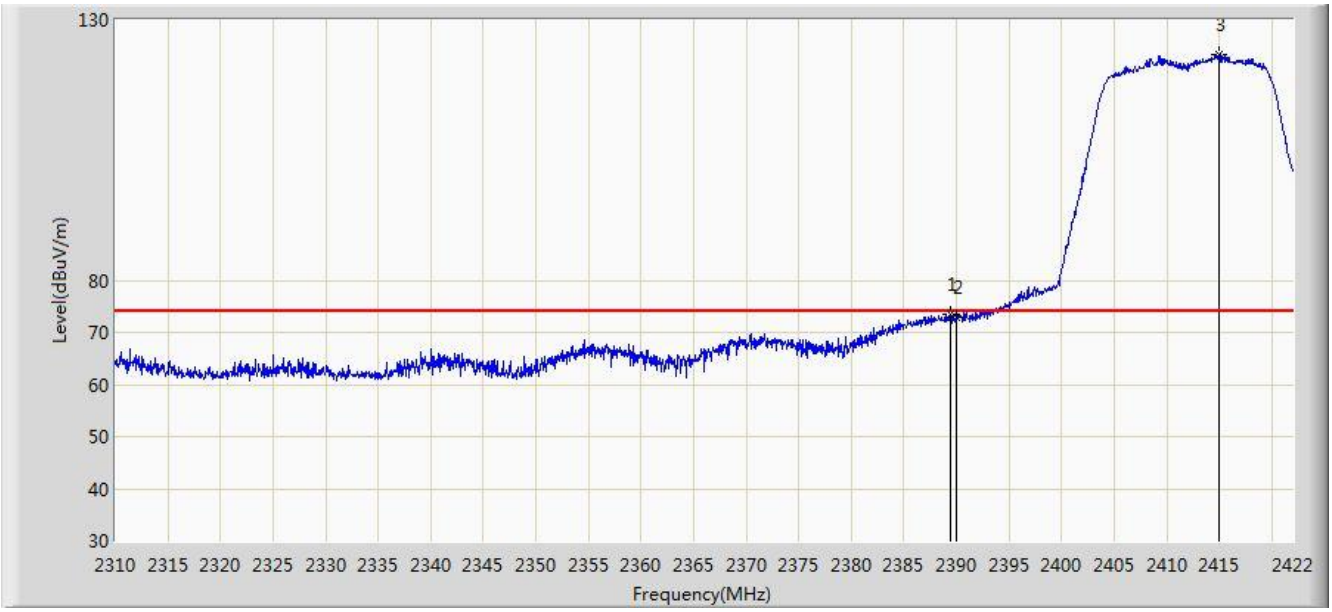

No	Flag	Mark	Frequency (MHz)	Measure Level (dBuV/m)	Reading Level (dBuV)	Over Limit (dB)	Limit (dBuV/m)	Factor (dB)	Type
1			2389.464	73.389	40.834	-0.611	74.000	32.555	PK
2			2390.000	73.014	40.460	-0.986	74.000	32.554	PK
3		*	2414.944	123.371	90.849	N/A	N/A	32.522	PK

Note: Measure Level (dBµV/m) = Reading Level (dBµV) + Factor (dB)

Factor (dB) = Cable Loss (dB) + Antenna Factor (dB/m)

Site: AC1	Time: 2017/08/26 - 06:36
Limit: FCC_Part15.209_RE(3m)	Engineer: Kevin Ker
Probe: BBHA9120D_1GHz_18GHz	Polarity: Vertical
EUT: ACCESS POINT	Power: POE (DC 57V)
Test Mode: Transmit by 802.11g at channel 2412MHz Ant 0 + 1 (CDD Mode)	

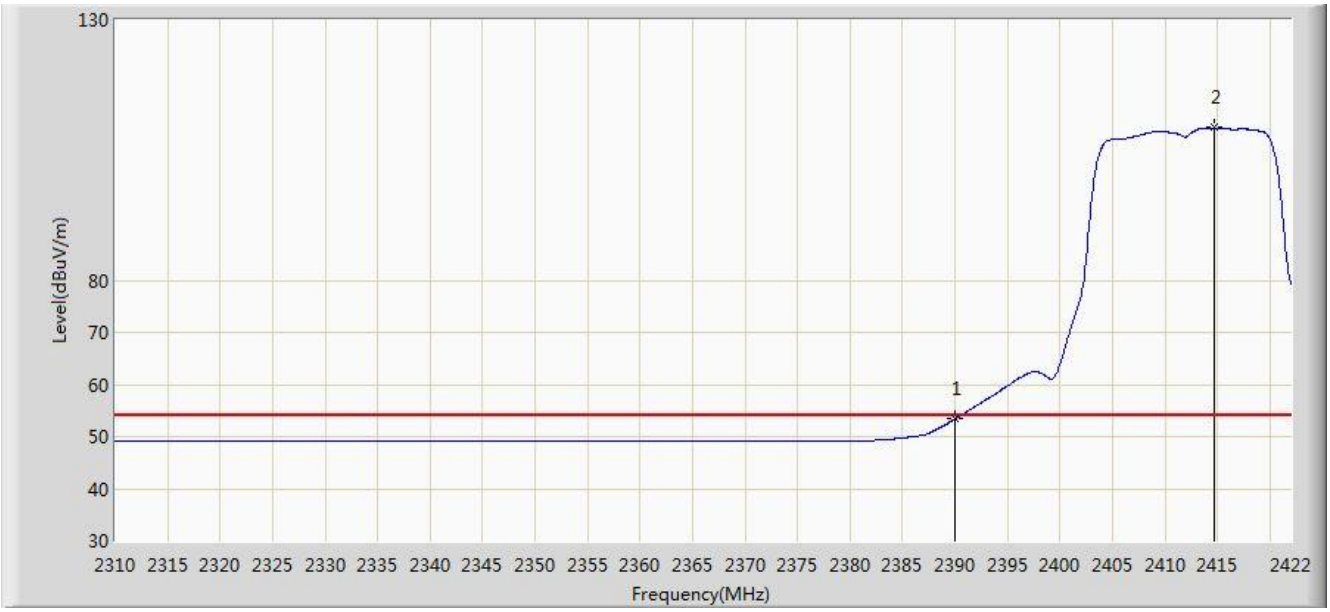

No	Flag	Mark	Frequency (MHz)	Measure Level (dBuV/m)	Reading Level (dBuV)	Over Limit (dB)	Limit (dBuV/m)	Factor (dB)	Type
1			2390.000	53.416	20.862	-0.584	54.000	32.554	AV
2		*	2414.664	109.291	76.769	N/A	N/A	32.522	AV

Note: Measure Level (dBµV/m) = Reading Level (dBµV) + Factor (dB)

Factor (dB) = Cable Loss (dB) + Antenna Factor (dB/m)

Site: AC1	Time: 2017/08/26 - 06:55
Limit: FCC_Part15.209_RE(3m)	Engineer: Kevin Ker
Probe: BBHA9120D_1GHz_18GHz	Polarity: Horizontal
EUT: ACCESS POINT	Power: POE (DC 57V)
Test Mode: Transmit by 802.11g at channel 2462MHz Ant 0 + 1 (CDD Mode)	

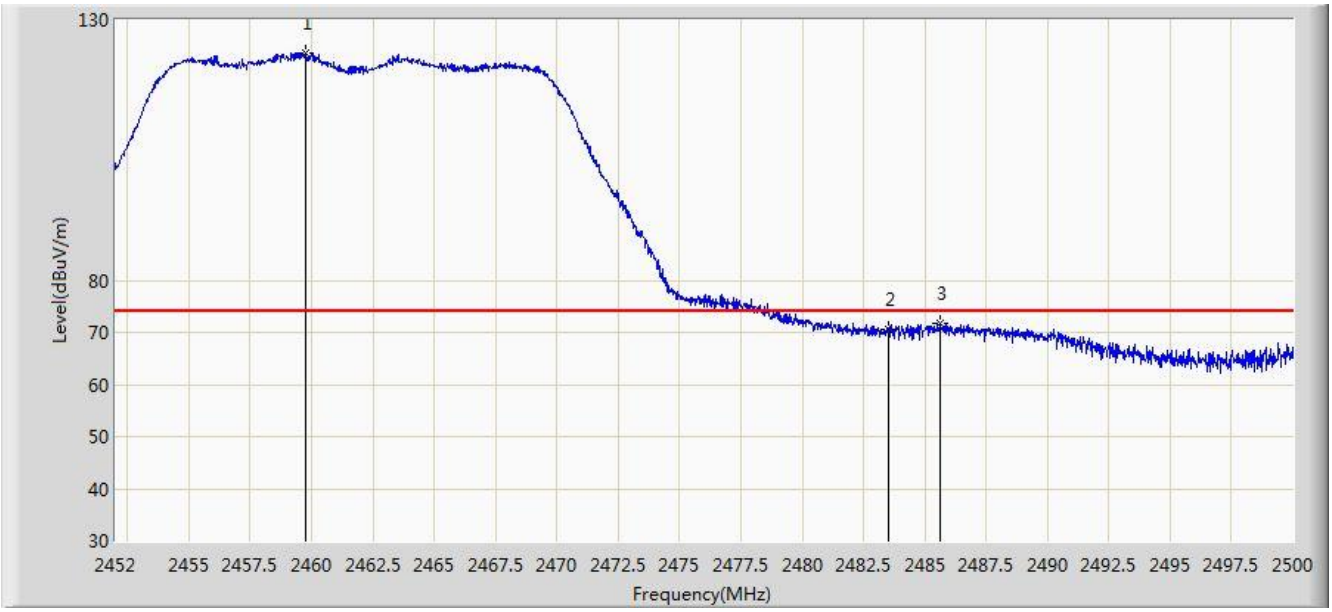

No	Flag	Mark	Frequency (MHz)	Measure Level (dBuV/m)	Reading Level (dBuV)	Over Limit (dB)	Limit (dBuV/m)	Factor (dB)	Type
1		*	2459.776	123.730	91.218	N/A	N/A	32.513	PK
2			2483.500	70.524	37.943	-3.476	74.000	32.580	PK
3			2485.624	71.677	39.090	-2.323	74.000	32.587	PK

Note: Measure Level (dBµV/m) = Reading Level (dBµV) + Factor (dB)

Factor (dB) = Cable Loss (dB) + Antenna Factor (dB/m)

Site: AC1	Time: 2017/08/26 - 06:55
Limit: FCC_Part15.209_RE(3m)	Engineer: Kevin Ker
Probe: BBHA9120D_1GHz_18GHz	Polarity: Horizontal
EUT: ACCESS POINT	Power: POE (DC 57V)
Test Mode: Transmit by 802.11g at channel 2462MHz Ant 0 + 1 (CDD Mode)	

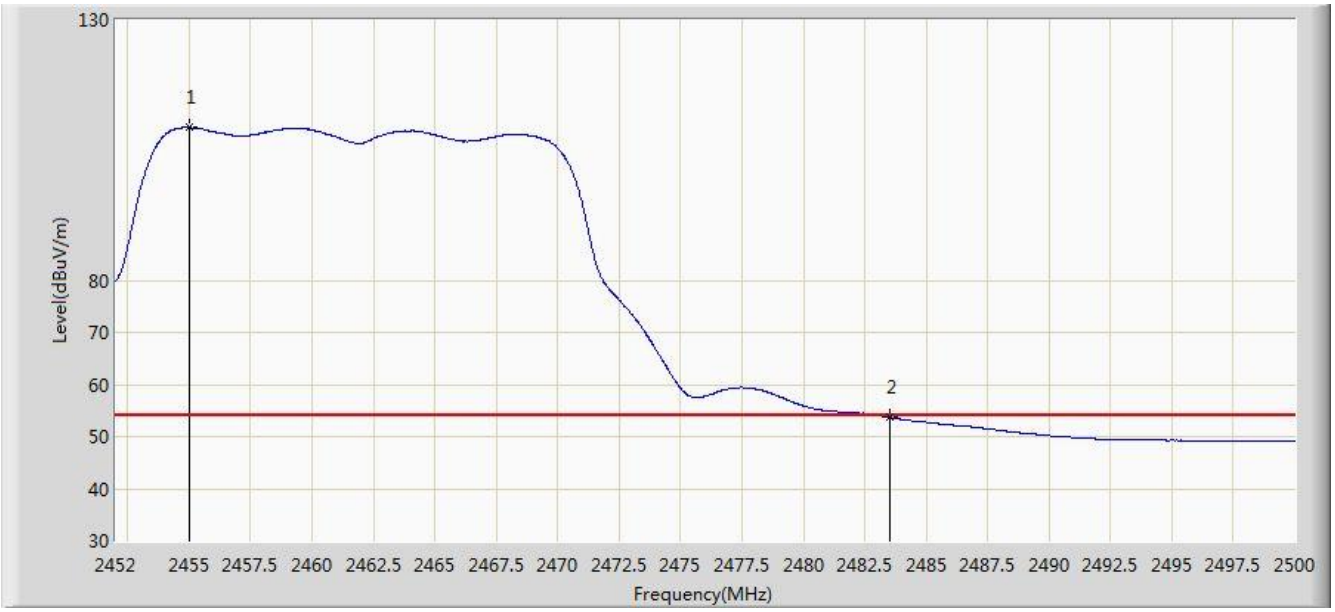

No	Flag	Mark	Frequency (MHz)	Measure Level (dBuV/m)	Reading Level (dBuV)	Over Limit (dB)	Limit (dBuV/m)	Factor (dB)	Type
1		*	2455.000	109.334	76.830	N/A	N/A	32.504	AV
2			2483.500	53.682	21.101	-0.318	54.000	32.580	AV

Note: Measure Level (dBµV/m) = Reading Level (dBµV) + Factor (dB)

Factor (dB) = Cable Loss (dB) + Antenna Factor (dB/m)

Site: AC1	Time: 2017/08/26 - 06:57
Limit: FCC_Part15.209_RE(3m)	Engineer: Kevin Ker
Probe: BBHA9120D_1GHz_18GHz	Polarity: Vertical
EUT: ACCESS POINT	Power: POE (DC 57V)
Test Mode: Transmit by 802.11g at channel 2462MHz Ant 0 + 1 (CDD Mode)	

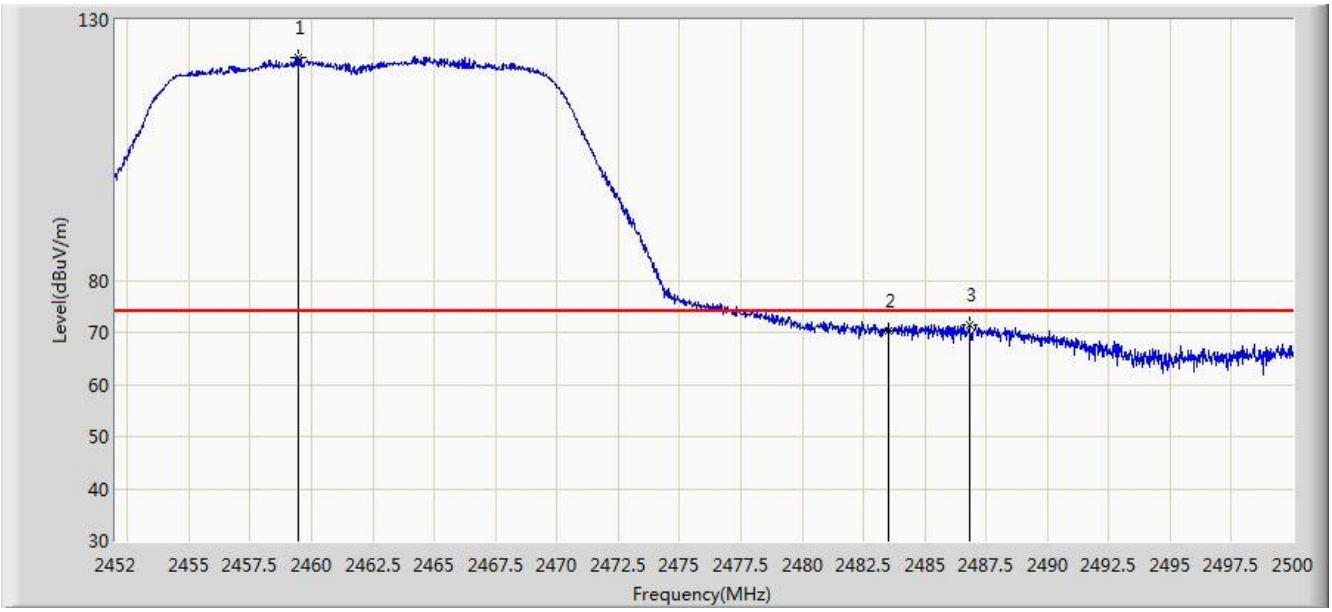

No	Flag	Mark	Frequency (MHz)	Measure Level (dBuV/m)	Reading Level (dBuV)	Over Limit (dB)	Limit (dBuV/m)	Factor (dB)	Type
1		*	2459.488	122.850	90.338	N/A	N/A	32.512	PK
2			2483.500	70.324	37.743	-3.676	74.000	32.580	PK
3			2486.824	71.538	38.947	-2.462	74.000	32.590	PK

Note: Measure Level (dBµV/m) = Reading Level (dBµV) + Factor (dB)

Factor (dB) = Cable Loss (dB) + Antenna Factor (dB/m)

Site: AC1	Time: 2017/08/26 - 06:58
Limit: FCC_Part15.209_RE(3m)	Engineer: Kevin Ker
Probe: BBHA9120D_1GHz_18GHz	Polarity: Vertical
EUT: ACCESS POINT	Power: POE (DC 57V)
Test Mode: Transmit by 802.11g at channel 2462MHz Ant 0 + 1 (CDD Mode)	

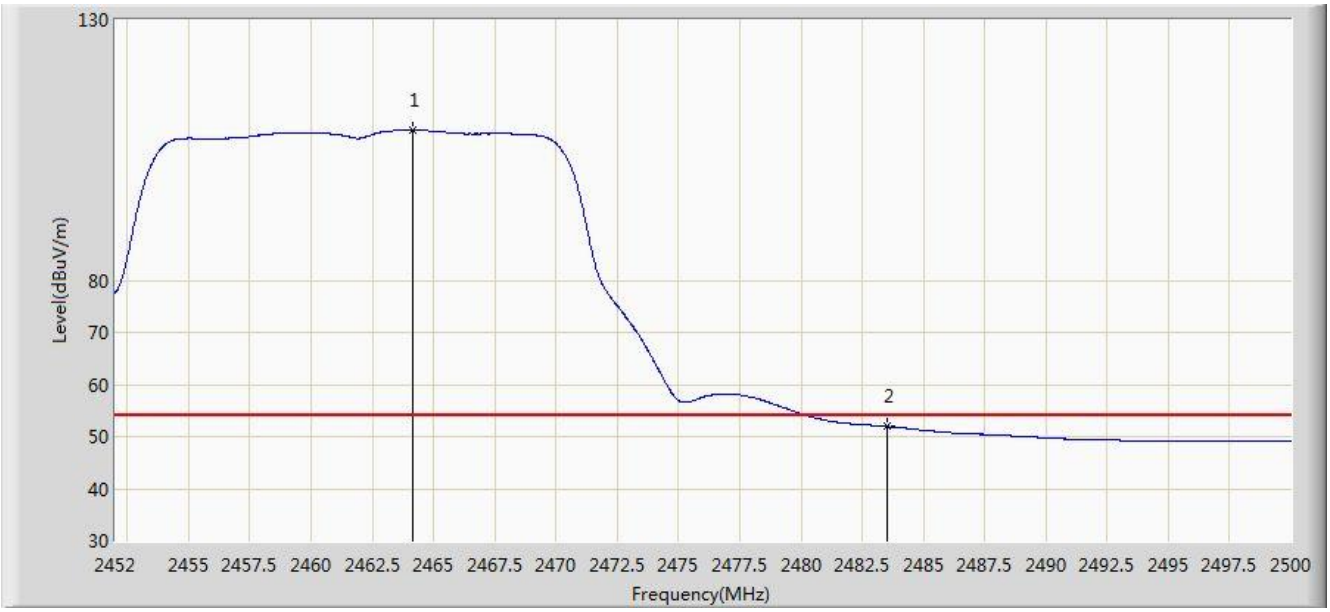

No	Flag	Mark	Frequency (MHz)	Measure Level (dBuV/m)	Reading Level (dBuV)	Over Limit (dB)	Limit (dBuV/m)	Factor (dB)	Type
1		*	2464.144	108.820	76.297	N/A	N/A	32.523	AV
2			2483.500	51.955	19.374	-2.045	54.000	32.580	AV

Note: Measure Level (dBµV/m) = Reading Level (dBµV) + Factor (dB)

Factor (dB) = Cable Loss (dB) + Antenna Factor (dB/m)

Site: AC1	Time: 2017/08/26 - 07:21
Limit: FCC_Part15.209_RE(3m)	Engineer: Kevin Ker
Probe: BBHA9120D_1GHz_18GHz	Polarity: Horizontal
EUT: ACCESS POINT	Power: POE (DC 57V)
Test Mode: Transmit by 802.11n-HT20 at channel 2412MHz Ant 0 + 1 (CDD Mode)	

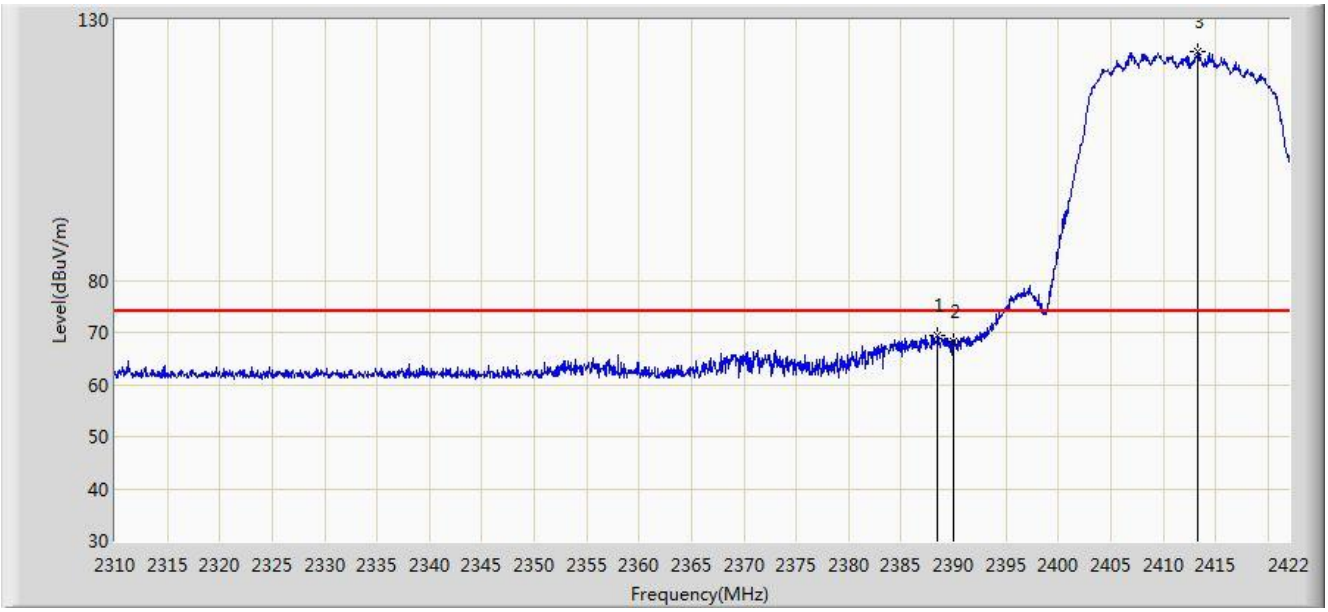

No	Flag	Mark	Frequency (MHz)	Measure Level (dBuV/m)	Reading Level (dBuV)	Over Limit (dB)	Limit (dBuV/m)	Factor (dB)	Type
1			2388.456	69.548	36.991	-4.452	74.000	32.556	PK
2			2390.000	68.192	35.638	-5.808	74.000	32.554	PK
3		*	2413.320	123.890	91.366	N/A	N/A	32.524	PK

Note: Measure Level (dBµV/m) = Reading Level (dBµV) + Factor (dB)

Factor (dB) = Cable Loss (dB) + Antenna Factor (dB/m)

Site: AC1	Time: 2017/08/26 - 07:22
Limit: FCC_Part15.209_RE(3m)	Engineer: Kevin Ker
Probe: BBHA9120D_1GHz_18GHz	Polarity: Horizontal
EUT: ACCESS POINT	Power: POE (DC 57V)
Test Mode: Transmit by 802.11n-HT20 at channel 2412MHz Ant 0 + 1 (CDD Mode)	

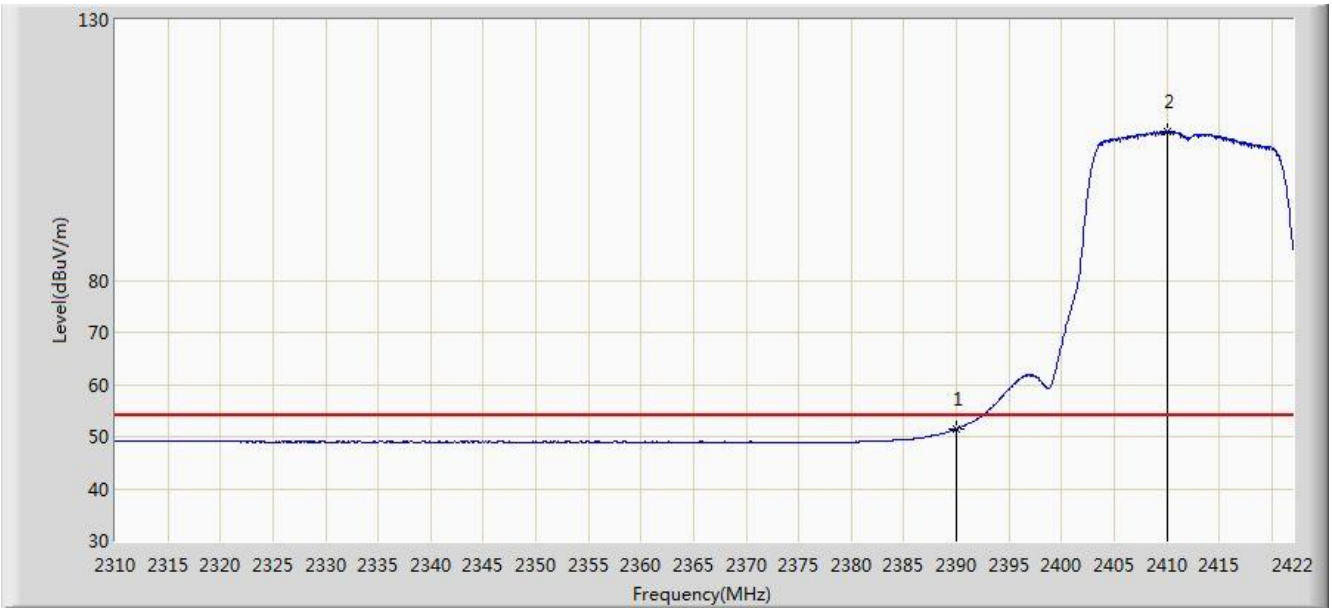

No	Flag	Mark	Frequency (MHz)	Measure Level (dBuV/m)	Reading Level (dBuV)	Over Limit (dB)	Limit (dBuV/m)	Factor (dB)	Type
1			2390.000	51.501	18.947	-2.499	54.000	32.554	AV
2		*	2410.016	108.568	76.040	N/A	N/A	32.528	AV

Note: Measure Level (dBµV/m) = Reading Level (dBµV) + Factor (dB)

Factor (dB) = Cable Loss (dB) + Antenna Factor (dB/m)

Site: AC1	Time: 2017/08/26 - 07:18
Limit: FCC_Part15.209_RE(3m)	Engineer: Kevin Ker
Probe: BBHA9120D_1GHz_18GHz	Polarity: Vertical
EUT: ACCESS POINT	Power: POE (DC 57V)
Test Mode: Transmit by 802.11n-HT20 at channel 2412MHz Ant 0 + 1 (CDD Mode)	

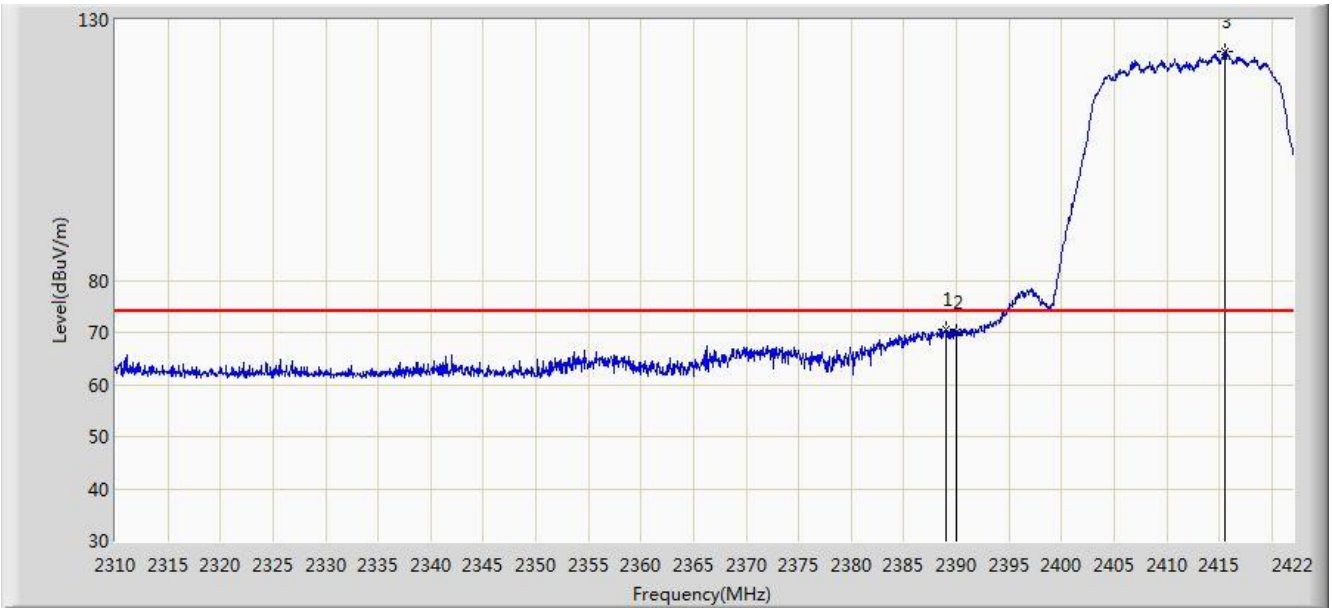

No	Flag	Mark	Frequency (MHz)	Measure Level (dBuV/m)	Reading Level (dBuV)	Over Limit (dB)	Limit (dBuV/m)	Factor (dB)	Type
1			2389.072	70.671	38.115	-3.329	74.000	32.556	PK
2			2390.000	69.945	37.391	-4.055	74.000	32.554	PK
3		*	2415.560	123.852	91.331	N/A	N/A	32.521	PK

Note: Measure Level (dBµV/m) = Reading Level (dBµV) + Factor (dB)

Factor (dB) = Cable Loss (dB) + Antenna Factor (dB/m)

Site: AC1	Time: 2017/08/26 - 07:15
Limit: FCC_Part15.209_RE(3m)	Engineer: Kevin Ker
Probe: BBHA9120D_1GHz_18GHz	Polarity: Vertical
EUT: ACCESS POINT	Power: POE (DC 57V)
Test Mode: Transmit by 802.11n-HT20 at channel 2412MHz Ant 0 + 1 (CDD Mode)	

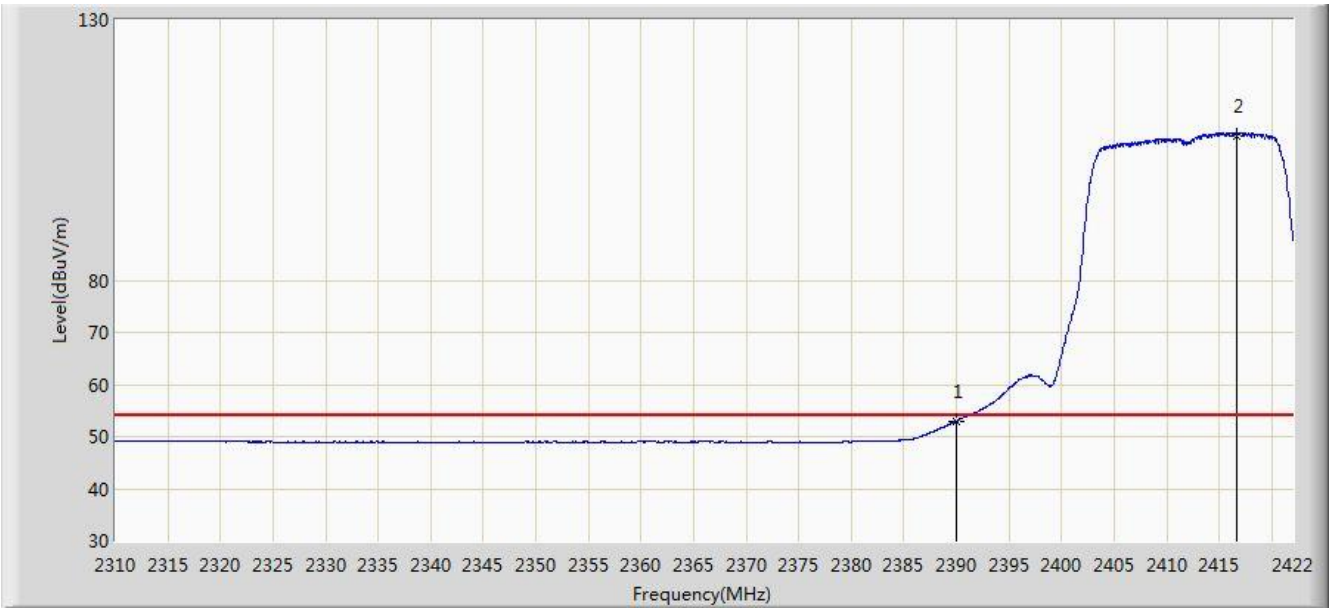

No	Flag	Mark	Frequency (MHz)	Measure Level (dBuV/m)	Reading Level (dBuV)	Over Limit (dB)	Limit (dBuV/m)	Factor (dB)	Type
1			2390.000	52.991	20.437	-1.009	54.000	32.554	AV
2		*	2416.680	107.667	75.147	N/A	N/A	32.520	AV

Note: Measure Level (dBµV/m) = Reading Level (dBµV) + Factor (dB)

Factor (dB) = Cable Loss (dB) + Antenna Factor (dB/m)

Site: AC1	Time: 2017/11/15 - 23:31
Limit: FCC_Part15.209_RE(3m)	Engineer: Kevin Ker
Probe: BBHA9120D_1GHz_18GHz	Polarity: Horizontal
EUT: ACCESS POINT	Power: POE (DC 57V)
Test Mode: Transmit by 802.11n-HT20 at channel 2417MHz Ant 0 + 1 (CDD Mode)	

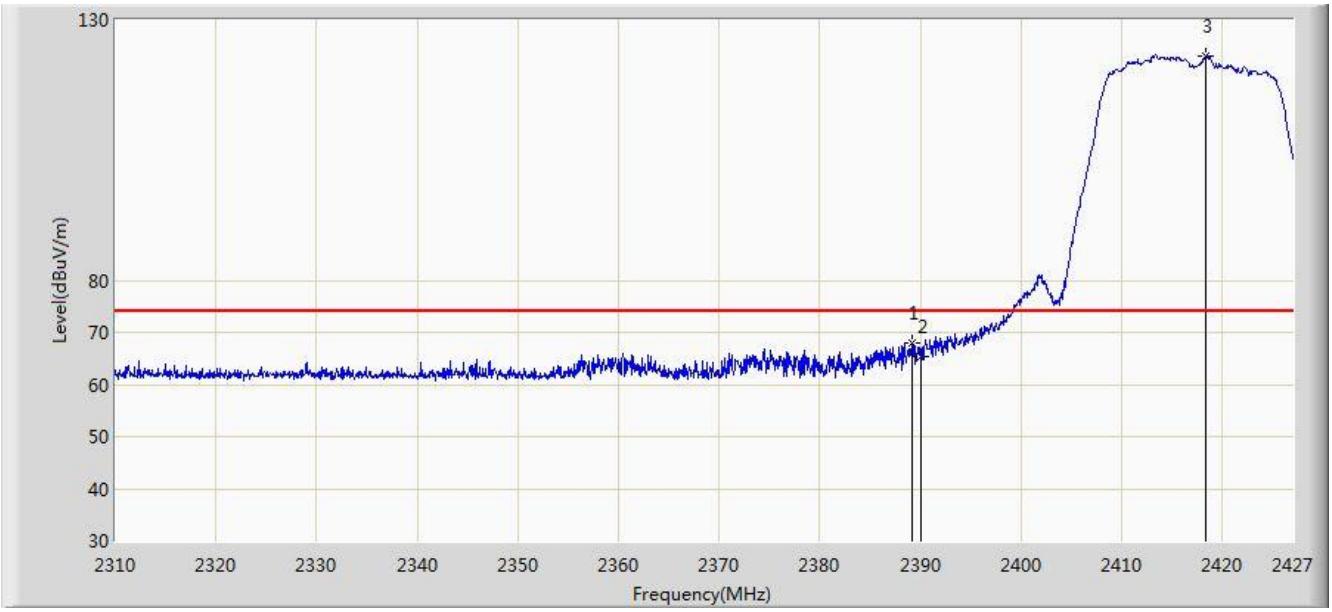

No	Flag	Mark	Frequency (MHz)	Measure Level (dBuV/m)	Reading Level (dBuV)	Over Limit (dB)	Limit (dBuV/m)	Factor (dB)	Type
1			2389.121	67.922	35.366	-6.078	74.000	32.556	PK
2			2390.000	65.239	32.685	-8.761	74.000	32.554	PK
3		*	2418.395	123.097	90.579	N/A	N/A	32.518	PK

Note: Measure Level (dBµV/m) = Reading Level (dBµV) + Factor (dB)

Factor (dB) = Cable Loss (dB) + Antenna Factor (dB/m)

Site: AC1	Time: 2017/11/15 - 23:33
Limit: FCC_Part15.209_RE(3m)	Engineer: Kevin Ker
Probe: BBHA9120D_1GHz_18GHz	Polarity: Horizontal
EUT: ACCESS POINT	Power: POE (DC 57V)
Test Mode: Transmit by 802.11n-HT20 at channel 2417MHz Ant 0 + 1 (CDD Mode)	

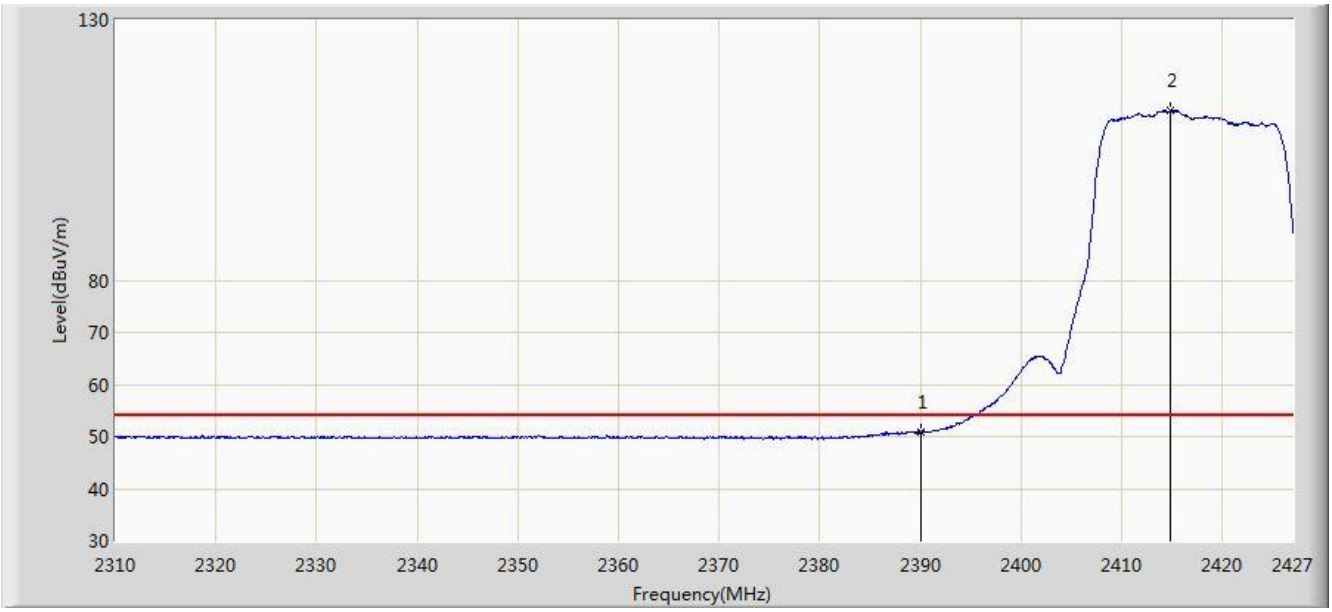

No	Flag	Mark	Frequency (MHz)	Measure Level (dBuV/m)	Reading Level (dBuV)	Over Limit (dB)	Limit (dBuV/m)	Factor (dB)	Type
1			2390.000	50.807	18.253	-3.193	54.000	32.554	AV
2		*	2414.902	112.484	79.962	N/A	N/A	32.523	AV

Note: Measure Level (dBµV/m) = Reading Level (dBµV) + Factor (dB)

Factor (dB) = Cable Loss (dB) + Antenna Factor (dB/m)

Site: AC1	Time: 2017/11/15 - 23:28
Limit: FCC_Part15.209_RE(3m)	Engineer: Kevin Ker
Probe: BBHA9120D_1GHz_18GHz	Polarity: Vertical
EUT: ACCESS POINT	Power: POE (DC 57V)
Test Mode: Transmit by 802.11n-HT20 at channel 2417MHz Ant 0 + 1 (CDD Mode)	

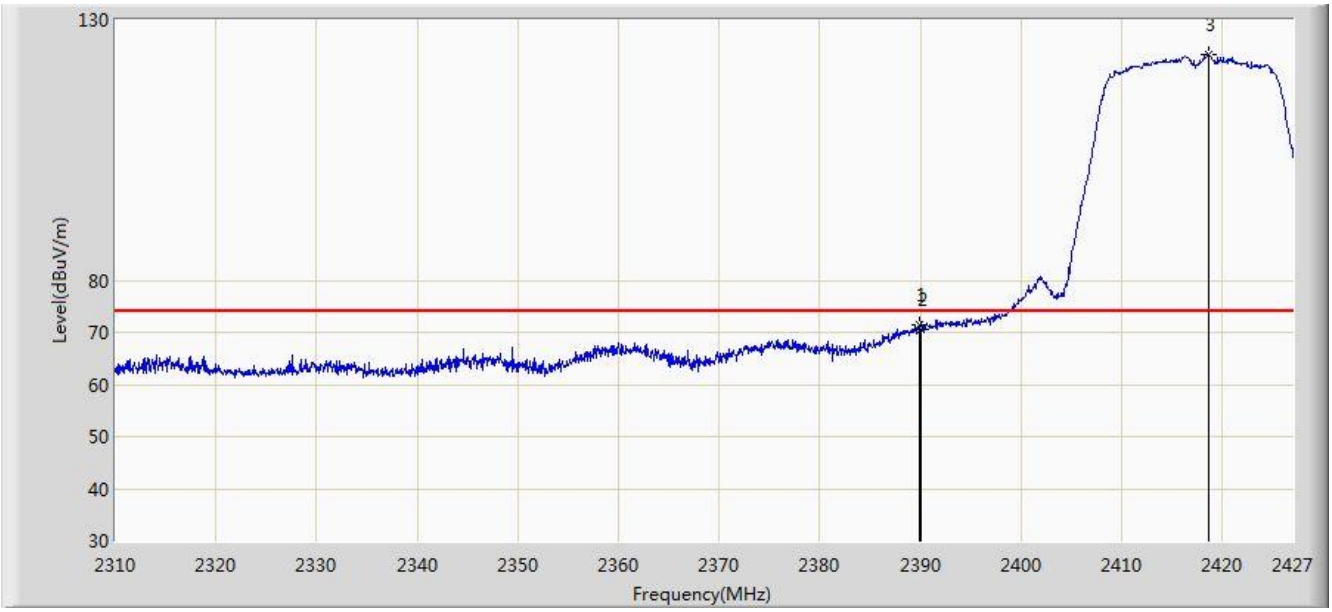

No	Flag	Mark	Frequency (MHz)	Measure Level (dBuV/m)	Reading Level (dBuV)	Over Limit (dB)	Limit (dBuV/m)	Factor (dB)	Type
1			2389.883	71.440	38.885	-2.560	74.000	32.555	PK
2			2390.000	70.577	38.023	-3.423	74.000	32.554	PK
3		*	2418.585	123.422	90.904	N/A	N/A	32.518	PK

Note: Measure Level (dBµV/m) = Reading Level (dBµV) + Factor (dB)

Factor (dB) = Cable Loss (dB) + Antenna Factor (dB/m)

Site: AC1	Time: 2017/11/15 - 23:31
Limit: FCC_Part15.209_RE(3m)	Engineer: Kevin Ker
Probe: BBHA9120D_1GHz_18GHz	Polarity: Vertical
EUT: ACCESS POINT	Power: POE (DC 57V)
Test Mode: Transmit by 802.11n-HT20 at channel 2417MHz Ant 0 + 1 (CDD Mode)	

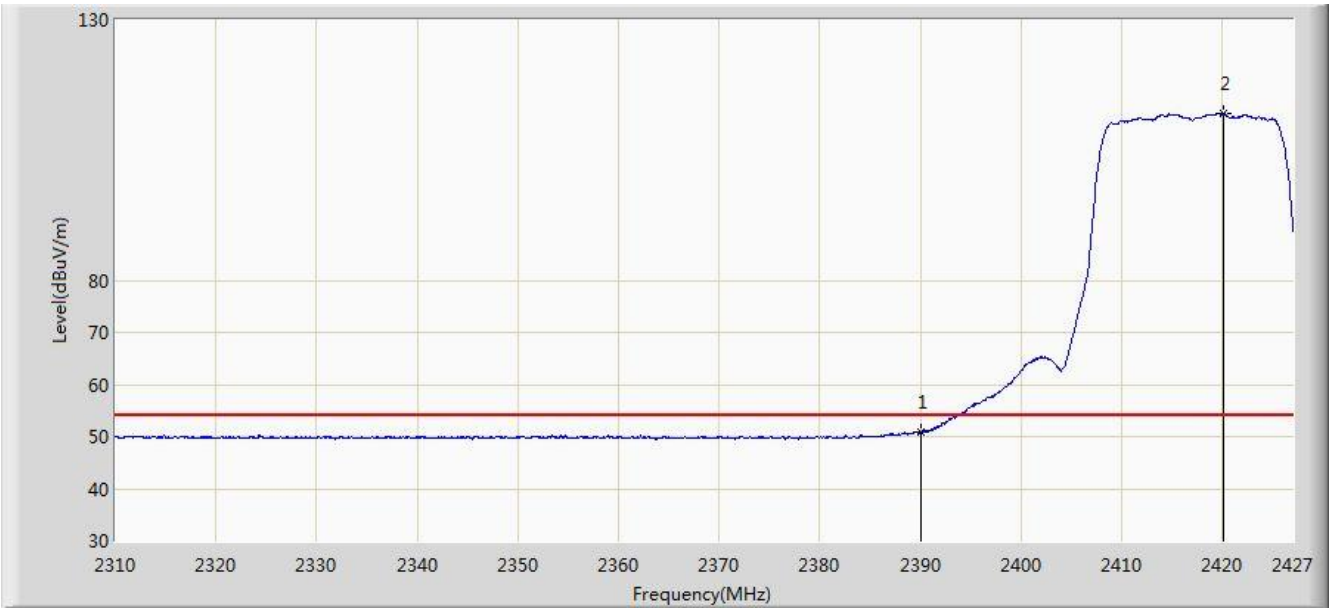

No	Flag	Mark	Frequency (MHz)	Measure Level (dBuV/m)	Reading Level (dBuV)	Over Limit (dB)	Limit (dBuV/m)	Factor (dB)	Type
1			2390.000	50.868	18.314	-3.132	54.000	32.554	AV
2		*	2420.173	111.918	79.402	N/A	N/A	32.516	AV

Note: Measure Level (dBµV/m) = Reading Level (dBµV) + Factor (dB)

Factor (dB) = Cable Loss (dB) + Antenna Factor (dB/m)

Site: AC1	Time: 2017/11/16 - 00:10
Limit: FCC_Part15.209_RE(3m)	Engineer: Kevin Ker
Probe: BBHA9120D_1GHz_18GHz	Polarity: Horizontal
EUT: ACCESS POINT	Power: POE (DC 57V)
Test Mode: Transmit by 802.11n-HT20 at channel 2457MHz Ant 0 + 1 (CDD Mode)	

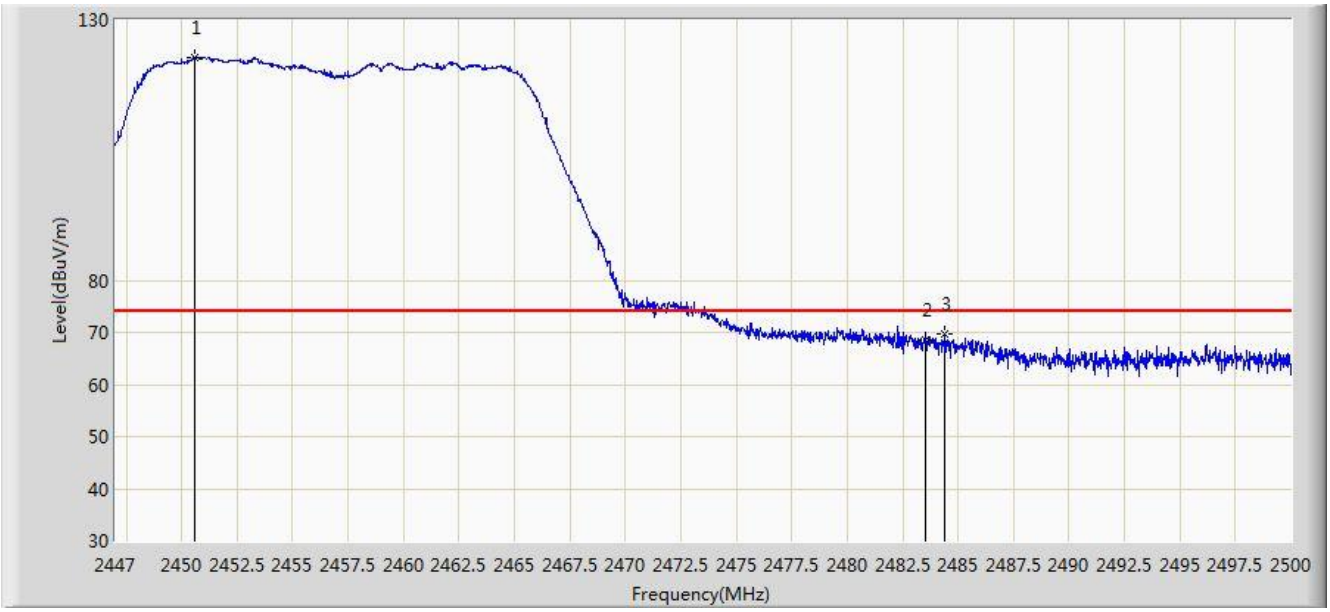

No	Flag	Mark	Frequency (MHz)	Measure Level (dBuV/m)	Reading Level (dBuV)	Over Limit (dB)	Limit (dBuV/m)	Factor (dB)	Type
1			2450.604	122.861	90.365	N/A	N/A	32.496	PK
2			2483.500	68.484	35.903	-5.516	74.000	32.580	PK
3		*	2484.418	69.759	37.176	-4.241	74.000	32.583	PK

Note: Measure Level (dBµV/m) = Reading Level (dBµV) + Factor (dB)

Factor (dB) = Cable Loss (dB) + Antenna Factor (dB/m)

Site: AC1	Time: 2017/11/16 - 00:08
Limit: FCC_Part15.209_RE(3m)	Engineer: Kevin Ker
Probe: BBHA9120D_1GHz_18GHz	Polarity: Horizontal
EUT: ACCESS POINT	Power: POE (DC 57V)
Test Mode: Transmit by 802.11n-HT20 at channel 2457MHz Ant 0 + 1 (CDD Mode)	

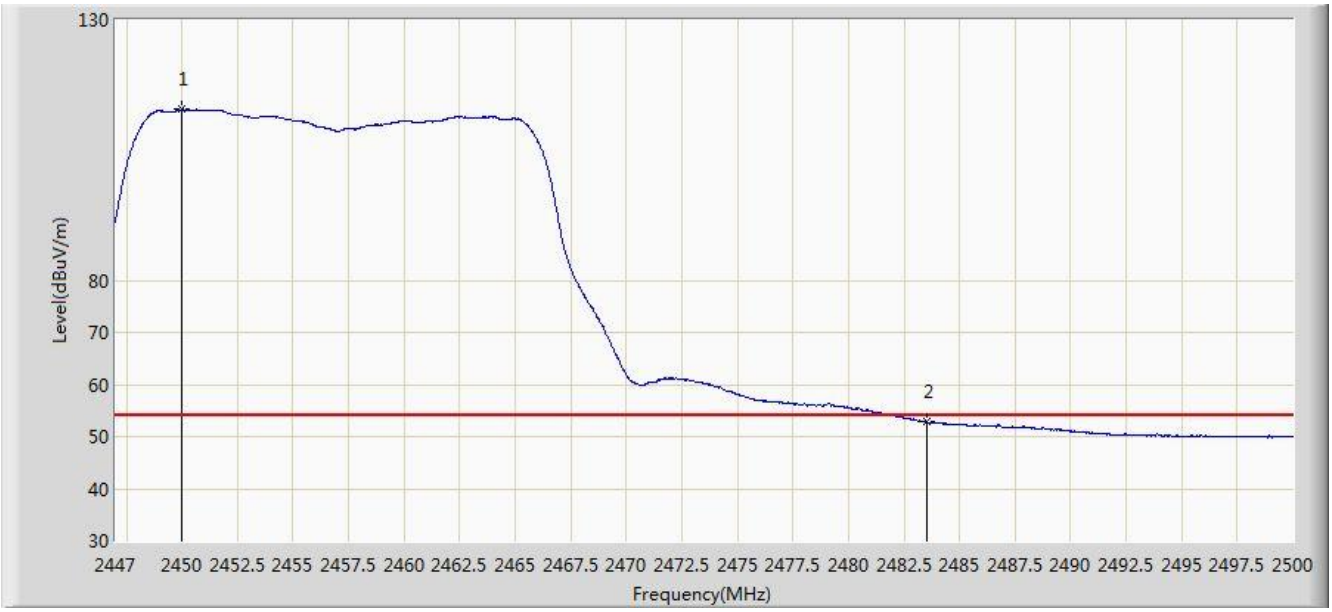

No	Flag	Mark	Frequency (MHz)	Measure Level (dBuV/m)	Reading Level (dBuV)	Over Limit (dB)	Limit (dBuV/m)	Factor (dB)	Type
1			2449.994	112.785	80.290	N/A	N/A	32.495	AV
2		*	2483.500	52.775	20.194	-1.225	54.000	32.580	AV

Note: Measure Level (dBµV/m) = Reading Level (dBµV) + Factor (dB)

Factor (dB) = Cable Loss (dB) + Antenna Factor (dB/m)

Site: AC1	Time: 2017/11/16 - 00:11
Limit: FCC_Part15.209_RE(3m)	Engineer: Kevin Ker
Probe: BBHA9120D_1GHz_18GHz	Polarity: Vertical
EUT: ACCESS POINT	Power: POE (DC 57V)
Test Mode: Transmit by 802.11n-HT20 at channel 2457MHz Ant 0 + 1 (CDD Mode)	

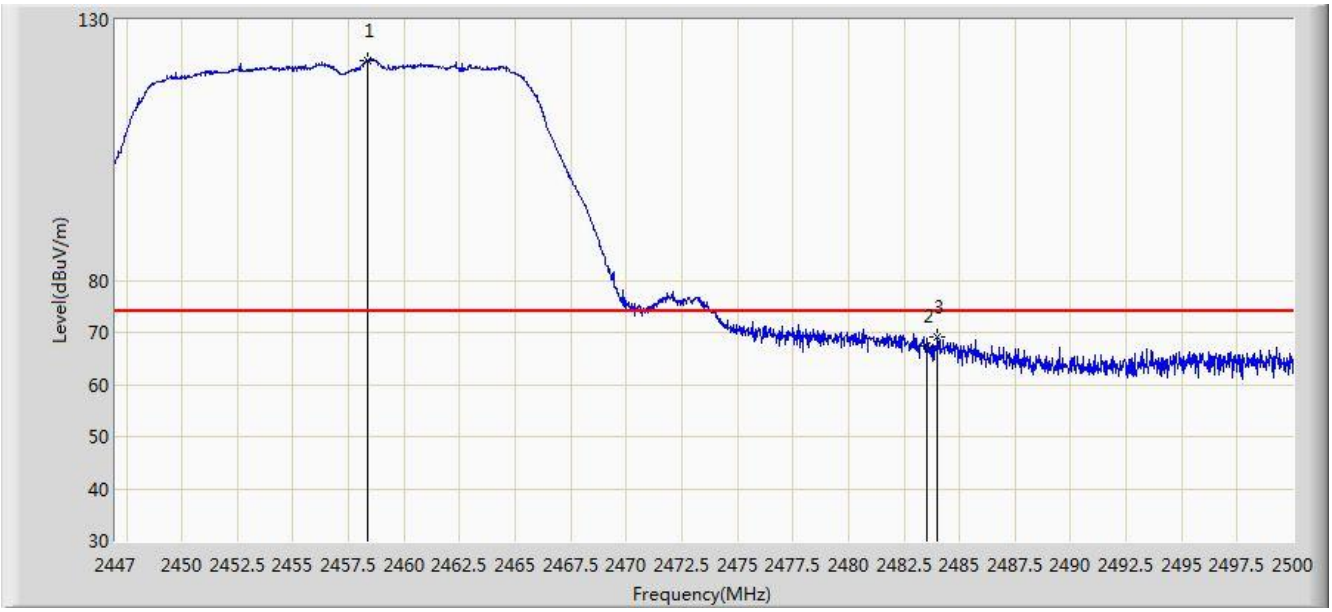

No	Flag	Mark	Frequency (MHz)	Measure Level (dBuV/m)	Reading Level (dBuV)	Over Limit (dB)	Limit (dBuV/m)	Factor (dB)	Type
1			2458.342	122.085	89.575	N/A	N/A	32.510	PK
2			2483.500	67.361	34.780	-6.639	74.000	32.580	PK
3		*	2483.994	69.029	36.447	-4.971	74.000	32.582	PK

Note: Measure Level (dBµV/m) = Reading Level (dBµV) + Factor (dB)

Factor (dB) = Cable Loss (dB) + Antenna Factor (dB/m)

Site: AC1	Time: 2017/11/16 - 00:12
Limit: FCC_Part15.209_RE(3m)	Engineer: Kevin Ker
Probe: BBHA9120D_1GHz_18GHz	Polarity: Vertical
EUT: ACCESS POINT	Power: POE (DC 57V)
Test Mode: Transmit by 802.11n-HT20 at channel 2457MHz Ant 0 + 1 (CDD Mode)	

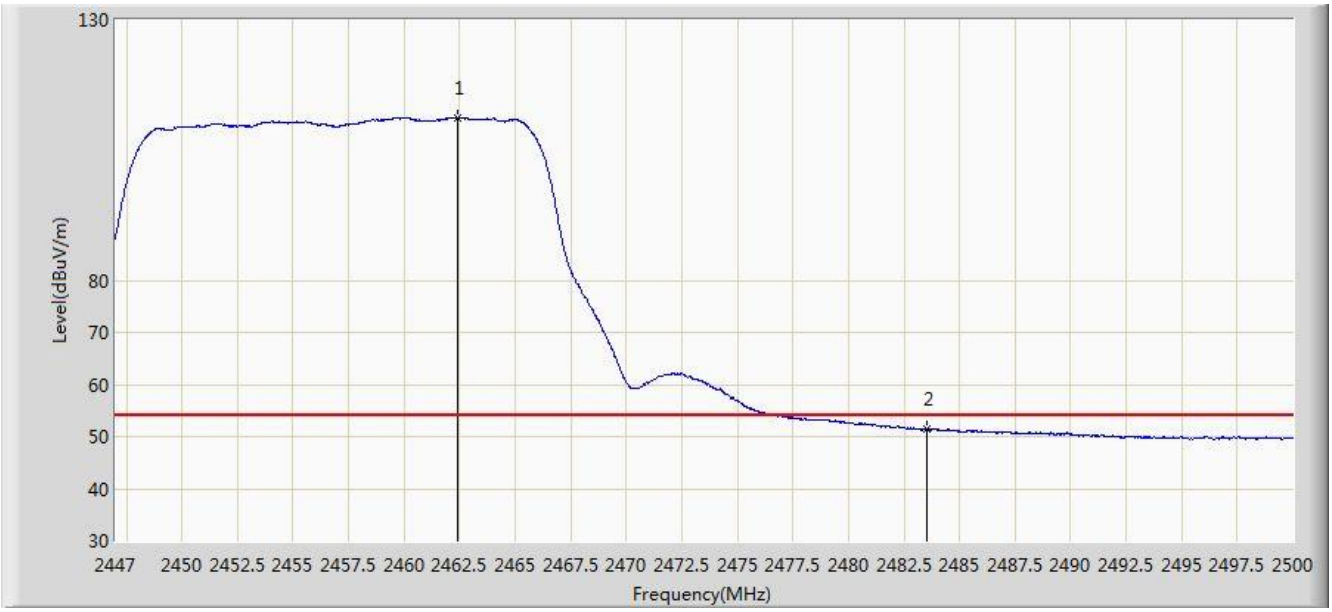

No	Flag	Mark	Frequency (MHz)	Measure Level (dBuV/m)	Reading Level (dBuV)	Over Limit (dB)	Limit (dBuV/m)	Factor (dB)	Type
1			2462.396	111.266	78.749	N/A	N/A	32.518	AV
2		*	2483.500	51.459	18.878	-2.541	54.000	32.580	AV

Note: Measure Level (dBµV/m) = Reading Level (dBµV) + Factor (dB)

Factor (dB) = Cable Loss (dB) + Antenna Factor (dB/m)

Site: AC1	Time: 2017/08/26 - 07:34
Limit: FCC_Part15.209_RE(3m)	Engineer: Kevin Ker
Probe: BBHA9120D_1GHz_18GHz	Polarity: Horizontal
EUT: ACCESS POINT	Power: POE (DC 57V)
Test Mode: Transmit by 802.11n-HT20 at channel 2462MHz Ant 0 + 1 (CDD Mode)	

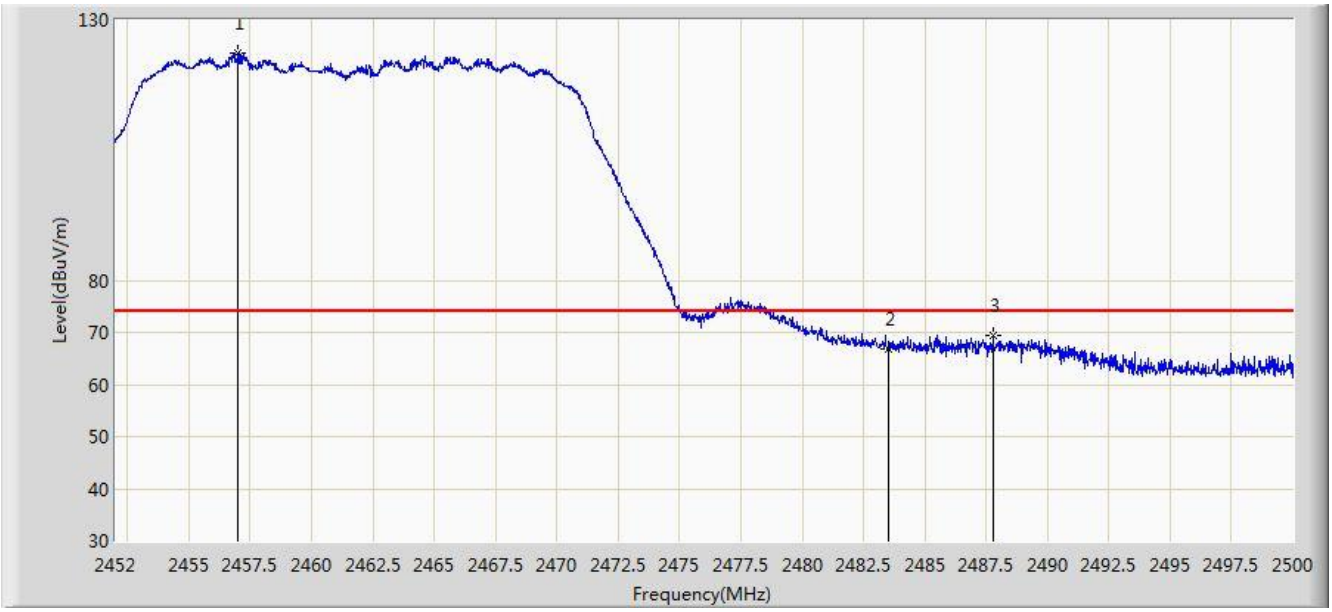

No	Flag	Mark	Frequency (MHz)	Measure Level (dBuV/m)	Reading Level (dBuV)	Over Limit (dB)	Limit (dBuV/m)	Factor (dB)	Type
1		*	2456.992	123.649	91.141	N/A	N/A	32.507	PK
2			2483.500	66.924	34.343	-7.076	74.000	32.580	PK
3			2487.784	69.398	36.805	-4.602	74.000	32.593	PK

Note: Measure Level (dBµV/m) = Reading Level (dBµV) + Factor (dB)

Factor (dB) = Cable Loss (dB) + Antenna Factor (dB/m)

Site: AC1	Time: 2017/08/26 - 07:31
Limit: FCC_Part15.209_RE(3m)	Engineer: Kevin Ker
Probe: BBHA9120D_1GHz_18GHz	Polarity: Horizontal
EUT: ACCESS POINT	Power: POE (DC 57V)
Test Mode: Transmit by 802.11n-HT20 at channel 2462MHz Ant 0 + 1 (CDD Mode)	

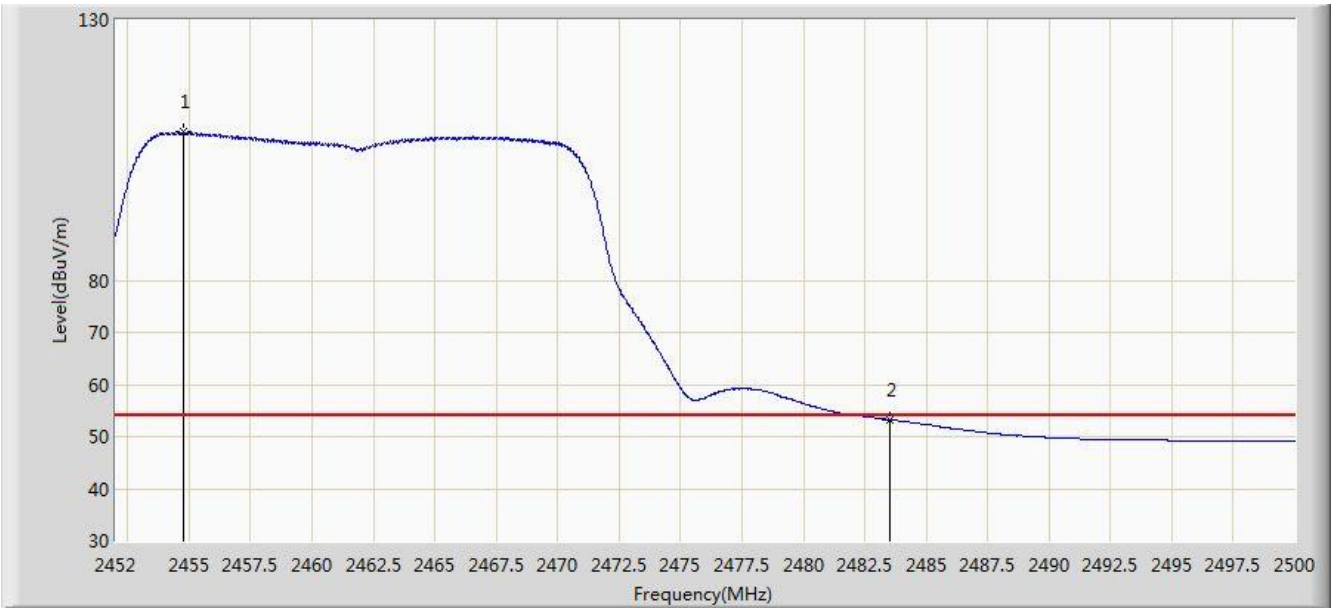

No	Flag	Mark	Frequency (MHz)	Measure Level (dBuV/m)	Reading Level (dBuV)	Over Limit (dB)	Limit (dBuV/m)	Factor (dB)	Type
1		*	2454.784	108.413	75.909	N/A	N/A	32.504	AV
2			2483.500	53.261	20.680	-0.739	54.000	32.580	AV

Note: Measure Level (dBµV/m) = Reading Level (dBµV) + Factor (dB)

Factor (dB) = Cable Loss (dB) + Antenna Factor (dB/m)

Site: AC1	Time: 2017/08/26 - 07:36
Limit: FCC_Part15.209_RE(3m)	Engineer: Kevin Ker
Probe: BBHA9120D_1GHz_18GHz	Polarity: Vertical
EUT: ACCESS POINT	Power: POE (DC 57V)
Test Mode: Transmit by 802.11n-HT20 at channel 2462MHz Ant 0 + 1 (CDD Mode)	

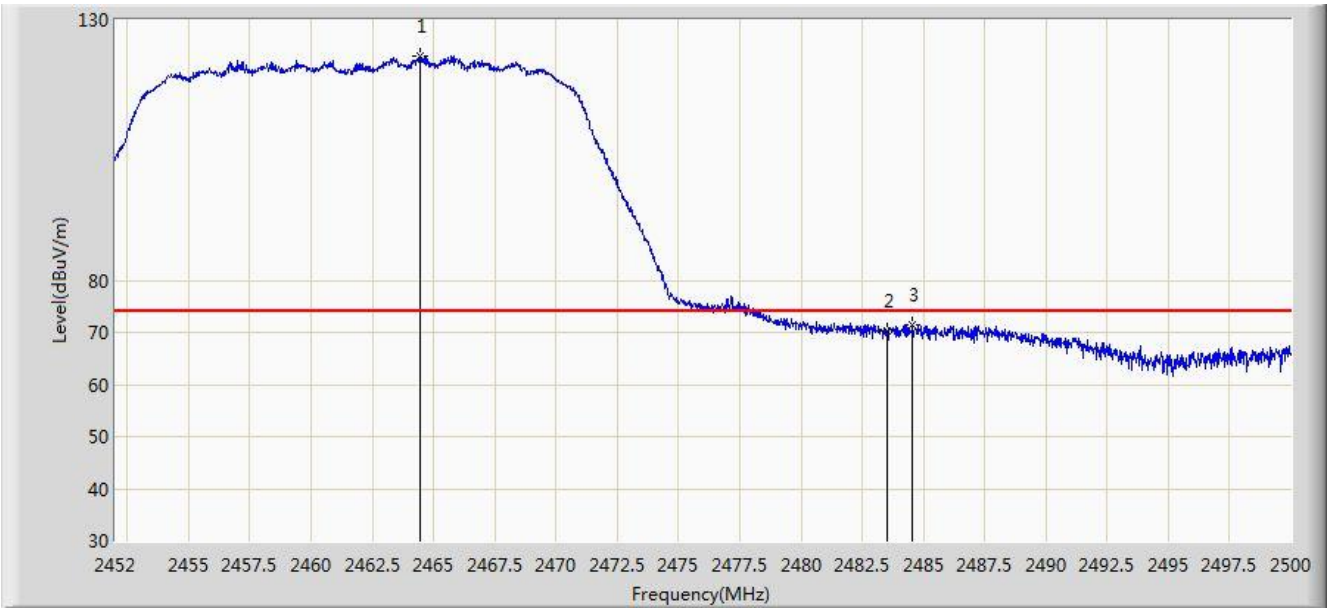

No	Flag	Mark	Frequency (MHz)	Measure Level (dBuV/m)	Reading Level (dBuV)	Over Limit (dB)	Limit (dBuV/m)	Factor (dB)	Type
1		*	2464.480	123.020	90.496	N/A	N/A	32.523	PK
2			2483.500	70.280	37.699	-3.720	74.000	32.580	PK
3			2484.568	71.522	38.938	-2.478	74.000	32.584	PK

Note: Measure Level (dBµV/m) = Reading Level (dBµV) + Factor (dB)

Factor (dB) = Cable Loss (dB) + Antenna Factor (dB/m)

Site: AC1	Time: 2017/08/26 - 07:37
Limit: FCC_Part15.209_RE(3m)	Engineer: Kevin Ker
Probe: BBHA9120D_1GHz_18GHz	Polarity: Vertical
EUT: ACCESS POINT	Power: POE (DC 57V)
Test Mode: Transmit by 802.11n-HT20 at channel 2462MHz Ant 0 + 1 (CDD Mode)	

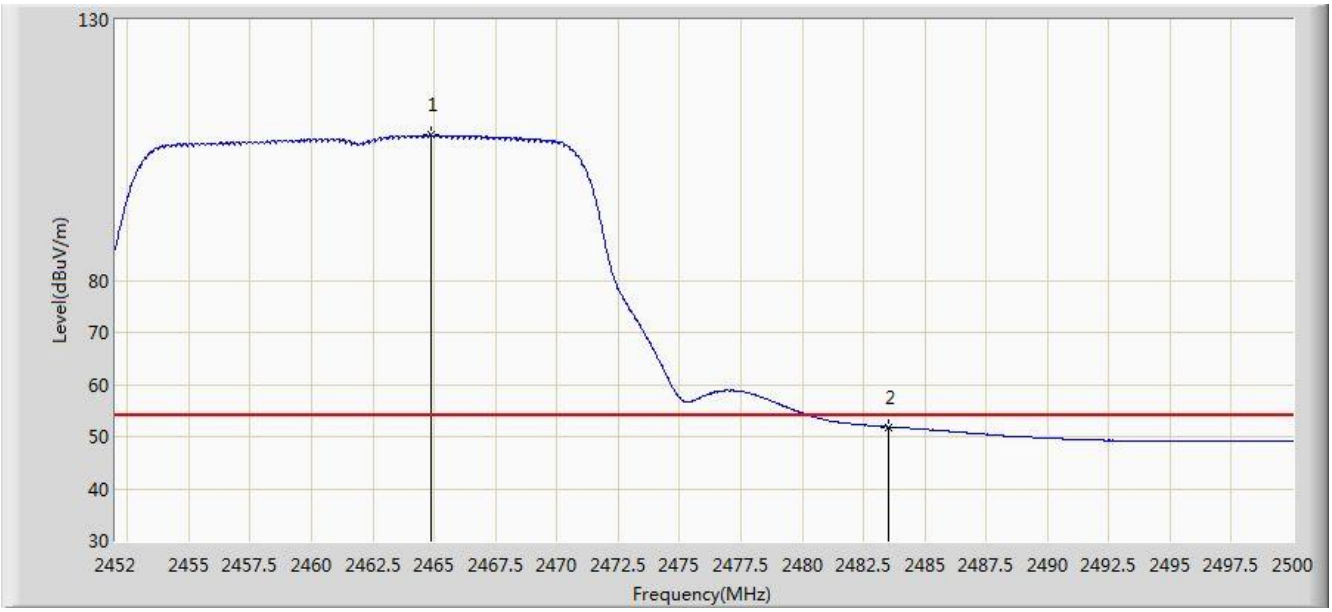

No	Flag	Mark	Frequency (MHz)	Measure Level (dBuV/m)	Reading Level (dBuV)	Over Limit (dB)	Limit (dBuV/m)	Factor (dB)	Type
1		*	2464.864	107.860	75.335	N/A	N/A	32.525	AV
2			2483.500	51.879	19.298	-2.121	54.000	32.580	AV

Note: Measure Level (dBµV/m) = Reading Level (dBµV) + Factor (dB)

Factor (dB) = Cable Loss (dB) + Antenna Factor (dB/m)

Site: AC1	Time: 2017/08/26 - 07:46
Limit: FCC_Part15.209_RE(3m)	Engineer: Kevin Ker
Probe: BBHA9120D_1GHz_18GHz	Polarity: Horizontal
EUT: ACCESS POINT	Power: POE (DC 57V)
Test Mode: Transmit by 802.11n-HT40 at channel 2422MHz Ant 0 + 1 (CDD Mode)	

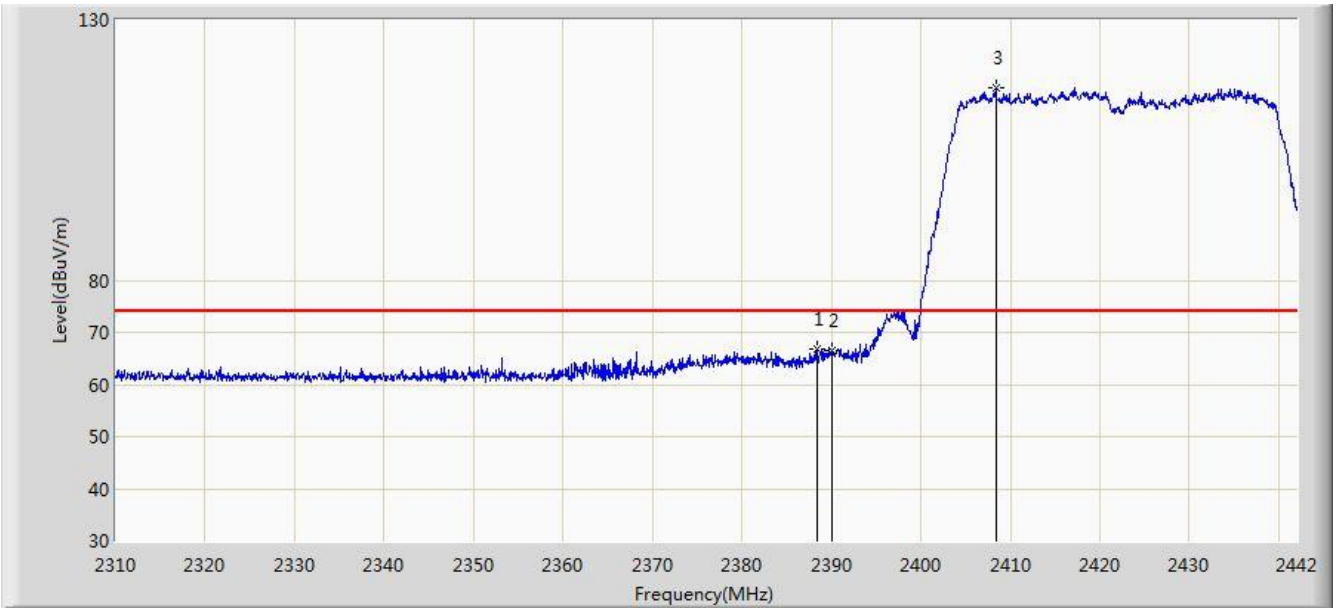

No	Flag	Mark	Frequency (MHz)	Measure Level (dBuV/m)	Reading Level (dBuV)	Over Limit (dB)	Limit (dBuV/m)	Factor (dB)	Type
1			2388.342	66.939	34.382	-7.061	74.000	32.557	PK
2			2390.000	66.503	33.949	-7.497	74.000	32.554	PK
3		*	2408.340	116.968	84.438	N/A	N/A	32.531	PK

Note: Measure Level (dBµV/m) = Reading Level (dBµV) + Factor (dB)

Factor (dB) = Cable Loss (dB) + Antenna Factor (dB/m)

Site: AC1	Time: 2017/08/26 - 07:47
Limit: FCC_Part15.209_RE(3m)	Engineer: Kevin Ker
Probe: BBHA9120D_1GHz_18GHz	Polarity: Horizontal
EUT: ACCESS POINT	Power: POE (DC 57V)
Test Mode: Transmit by 802.11n-HT40 at channel 2422MHz Ant 0 + 1 (CDD Mode)	

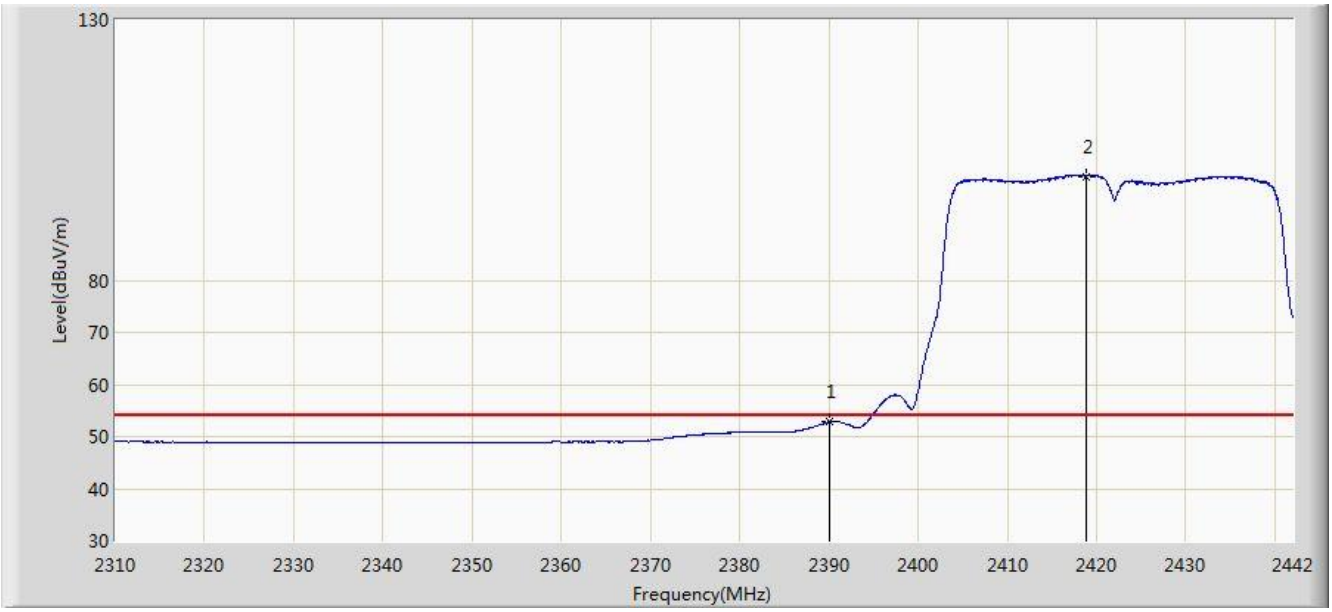

No	Flag	Mark	Frequency (MHz)	Measure Level (dBuV/m)	Reading Level (dBuV)	Over Limit (dB)	Limit (dBuV/m)	Factor (dB)	Type
1			2390.000	52.768	20.214	-1.232	54.000	32.554	AV
2		*	2418.834	99.823	67.306	N/A	N/A	32.517	AV

Note: Measure Level (dBµV/m) = Reading Level (dBµV) + Factor (dB)

Factor (dB) = Cable Loss (dB) + Antenna Factor (dB/m)

Site: AC1	Time: 2017/08/26 - 07:45
Limit: FCC_Part15.209_RE(3m)	Engineer: Kevin Ker
Probe: BBHA9120D_1GHz_18GHz	Polarity: Vertical
EUT: ACCESS POINT	Power: POE (DC 57V)
Test Mode: Transmit by 802.11n-HT40 at channel 2422MHz Ant 0 + 1 (CDD Mode)	

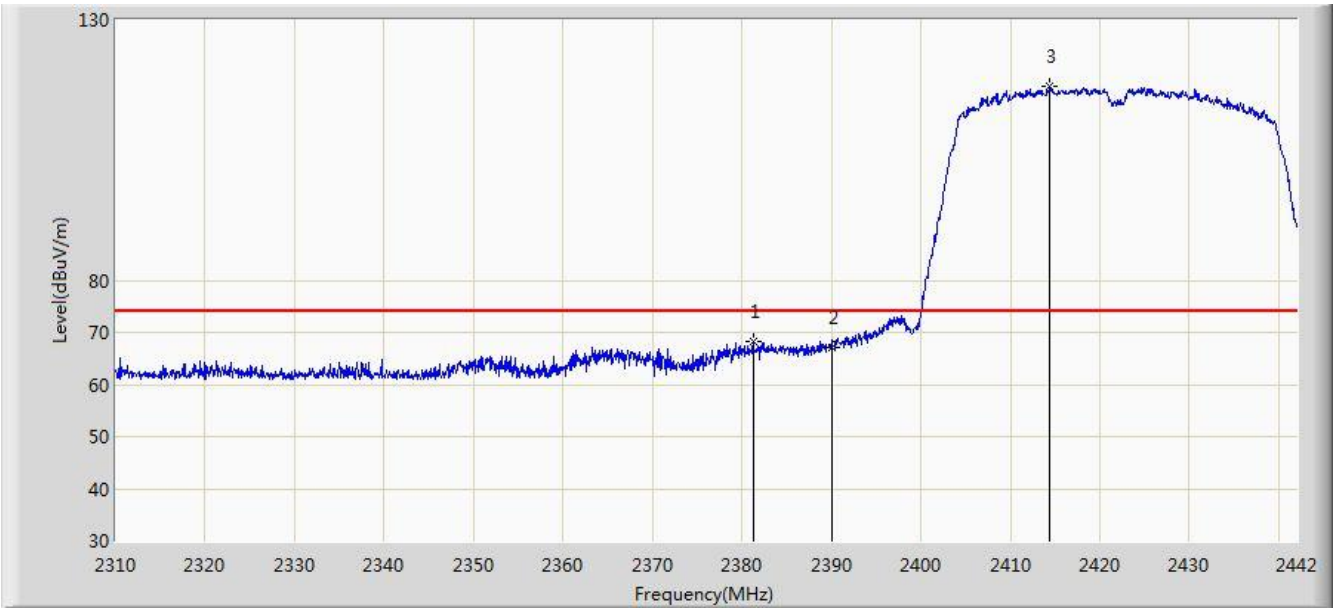

No	Flag	Mark	Frequency (MHz)	Measure Level (dBuV/m)	Reading Level (dBuV)	Over Limit (dB)	Limit (dBuV/m)	Factor (dB)	Type
1			2381.214	68.376	35.810	-5.624	74.000	32.566	PK
2			2390.000	67.188	34.634	-6.812	74.000	32.554	PK
3		*	2414.412	117.292	84.769	N/A	N/A	32.523	PK

Note: Measure Level (dBµV/m) = Reading Level (dBµV) + Factor (dB)

Factor (dB) = Cable Loss (dB) + Antenna Factor (dB/m)

Site: AC1	Time: 2017/08/26 - 07:44
Limit: FCC_Part15.209_RE(3m)	Engineer: Kevin Ker
Probe: BBHA9120D_1GHz_18GHz	Polarity: Vertical
EUT: ACCESS POINT	Power: POE (DC 57V)
Test Mode: Transmit by 802.11n-HT40 at channel 2422MHz Ant 0 + 1 (CDD Mode)	

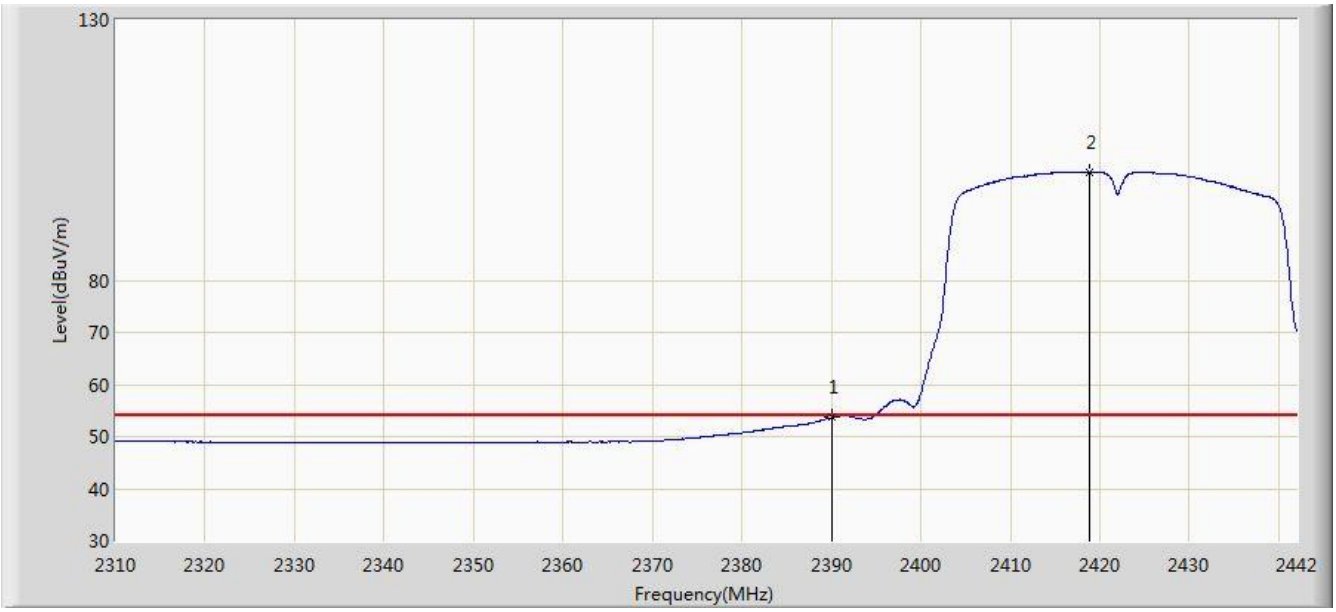

No	Flag	Mark	Frequency (MHz)	Measure Level (dBuV/m)	Reading Level (dBuV)	Over Limit (dB)	Limit (dBuV/m)	Factor (dB)	Type
1			2390.000	53.669	21.115	-0.331	54.000	32.554	AV
2		*	2418.768	100.805	68.287	N/A	N/A	32.517	AV

Note: Measure Level (dBµV/m) = Reading Level (dBµV) + Factor (dB)

Factor (dB) = Cable Loss (dB) + Antenna Factor (dB/m)

Site: AC1	Time: 2017/08/26 - 07:54
Limit: FCC_Part15.209_RE(3m)	Engineer: Kevin Ker
Probe: BBHA9120D_1GHz_18GHz	Polarity: Horizontal
EUT: ACCESS POINT	Power: POE (DC 57V)
Test Mode: Transmit by 802.11n-HT40 at channel 2452MHz Ant 0 + 1 (CDD Mode)	

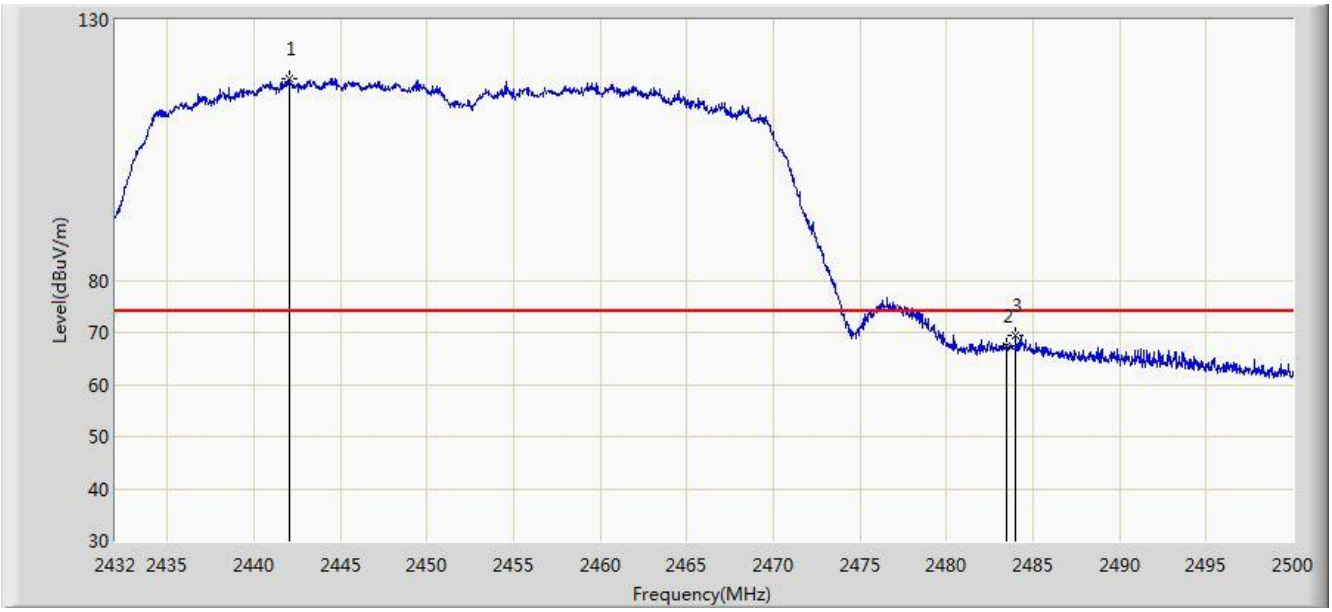

No	Flag	Mark	Frequency (MHz)	Measure Level (dBuV/m)	Reading Level (dBuV)	Over Limit (dB)	Limit (dBuV/m)	Factor (dB)	Type
1		*	2442.030	118.727	86.237	N/A	N/A	32.490	PK
2			2483.500	67.364	34.783	-6.636	74.000	32.580	PK
3			2483.986	69.325	36.743	-4.675	74.000	32.582	PK

Note: Measure Level (dBµV/m) = Reading Level (dBµV) + Factor (dB)

Factor (dB) = Cable Loss (dB) + Antenna Factor (dB/m)

Site: AC1	Time: 2017/08/26 - 07:53
Limit: FCC_Part15.209_RE(3m)	Engineer: Kevin Ker
Probe: BBHA9120D_1GHz_18GHz	Polarity: Horizontal
EUT: ACCESS POINT	Power: POE (DC 57V)
Test Mode: Transmit by 802.11n-HT40 at channel 2452MHz Ant 0 + 1 (CDD Mode)	

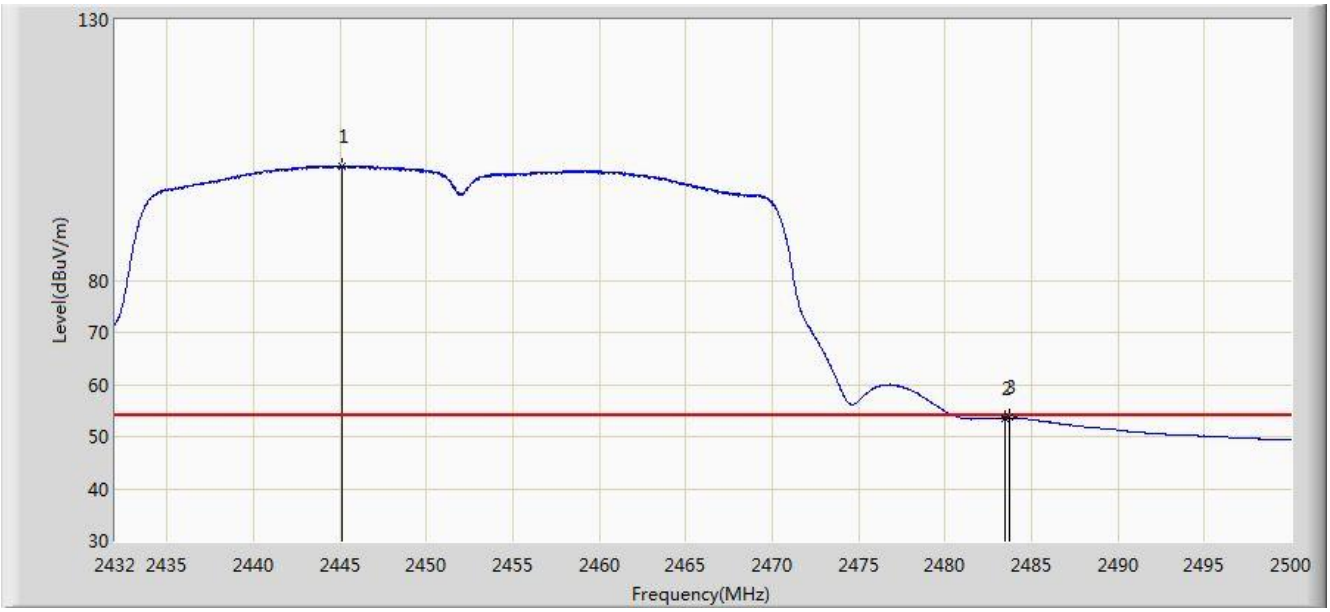

No	Flag	Mark	Frequency (MHz)	Measure Level (dBuV/m)	Reading Level (dBuV)	Over Limit (dB)	Limit (dBuV/m)	Factor (dB)	Type
1		*	2445.090	101.972	69.486	N/A	N/A	32.486	AV
2			2483.500	53.562	20.981	-0.438	54.000	32.580	AV
3			2483.714	53.637	21.056	-0.363	54.000	32.582	AV

Note: Measure Level (dBµV/m) = Reading Level (dBµV) + Factor (dB)

Factor (dB) = Cable Loss (dB) + Antenna Factor (dB/m)

Site: AC1	Time: 2017/08/26 - 07:55
Limit: FCC_Part15.209_RE(3m)	Engineer: Kevin Ker
Probe: BBHA9120D_1GHz_18GHz	Polarity: Vertical
EUT: ACCESS POINT	Power: POE (DC 57V)
Test Mode: Transmit by 802.11n-HT40 at channel 2452MHz Ant 0 + 1 (CDD Mode)	

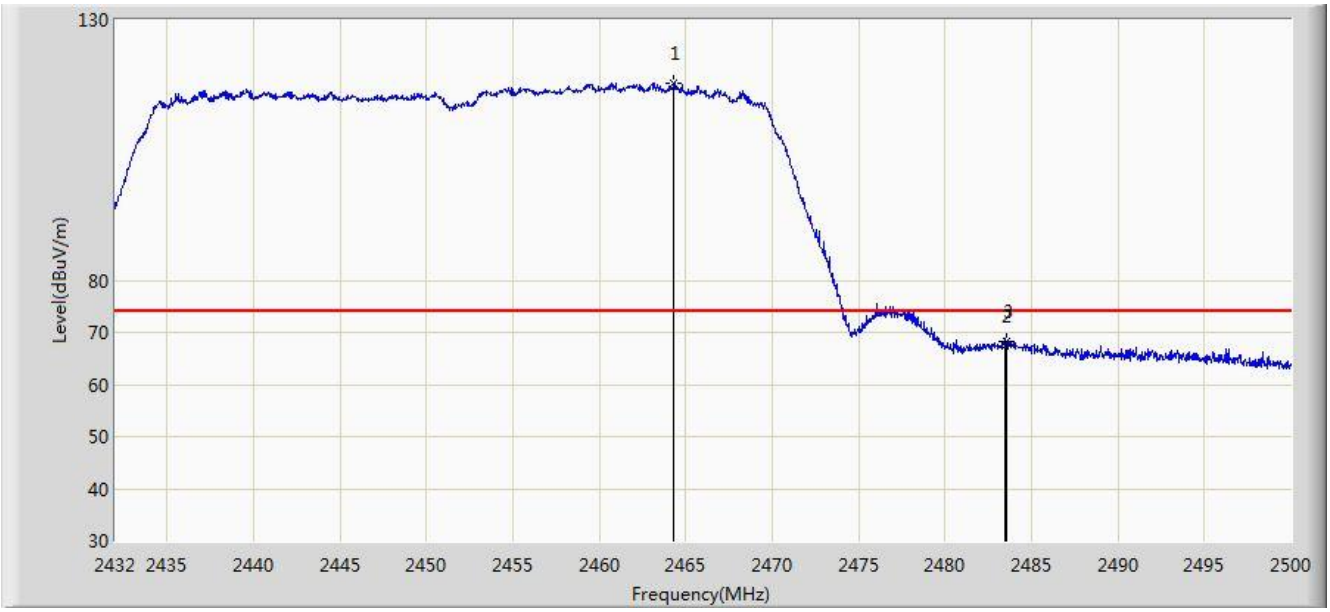

No	Flag	Mark	Frequency (MHz)	Measure Level (dBuV/m)	Reading Level (dBuV)	Over Limit (dB)	Limit (dBuV/m)	Factor (dB)	Type
1		*	2464.334	117.829	85.306	N/A	N/A	32.523	PK
2			2483.500	67.506	34.925	-6.494	74.000	32.580	PK
3			2483.544	68.377	35.796	-5.623	74.000	32.580	PK

Note: Measure Level (dBµV/m) = Reading Level (dBµV) + Factor (dB)

Factor (dB) = Cable Loss (dB) + Antenna Factor (dB/m)

Site: AC1	Time: 2017/08/26 - 07:56
Limit: FCC_Part15.209_RE(3m)	Engineer: Kevin Ker
Probe: BBHA9120D_1GHz_18GHz	Polarity: Vertical
EUT: ACCESS POINT	Power: POE (DC 57V)
Test Mode: Transmit by 802.11n-HT40 at channel 2452MHz Ant 0 + 1 (CDD Mode)	

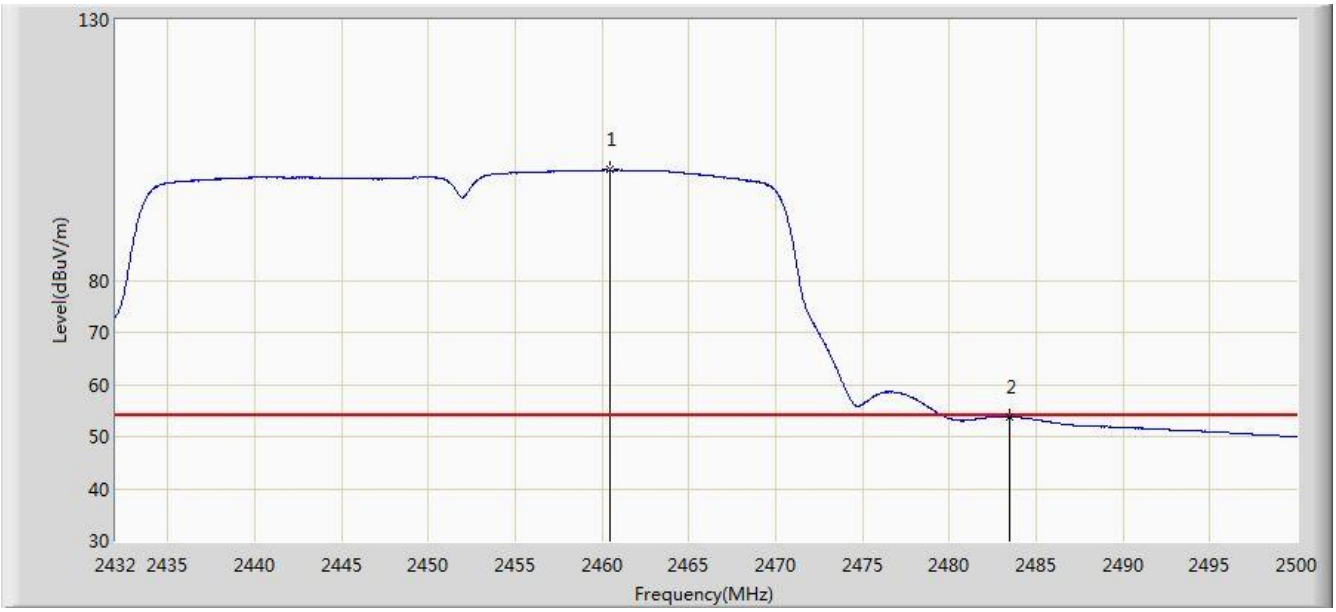

No	Flag	Mark	Frequency (MHz)	Measure Level (dBuV/m)	Reading Level (dBuV)	Over Limit (dB)	Limit (dBuV/m)	Factor (dB)	Type
1		*	2460.492	101.173	68.659	N/A	N/A	32.514	AV
2			2483.500	53.820	21.239	-0.180	54.000	32.580	AV

Note: Measure Level (dBµV/m) = Reading Level (dBµV) + Factor (dB)

Factor (dB) = Cable Loss (dB) + Antenna Factor (dB/m)

Site: AC1	Time: 2017/09/10 - 22:13
Limit: FCC_Part15.209_RE(3m)	Engineer: Kevin Ker
Probe: BBHA9120D_1GHz_18GHz	Polarity: Horizontal
EUT: ACCESS POINT	Power: POE (DC 57V)
Test Mode: Transmit by 802.11n-HT20 at Channel 2412MHz Ant 0+1 (Beam-Forming Mode)	

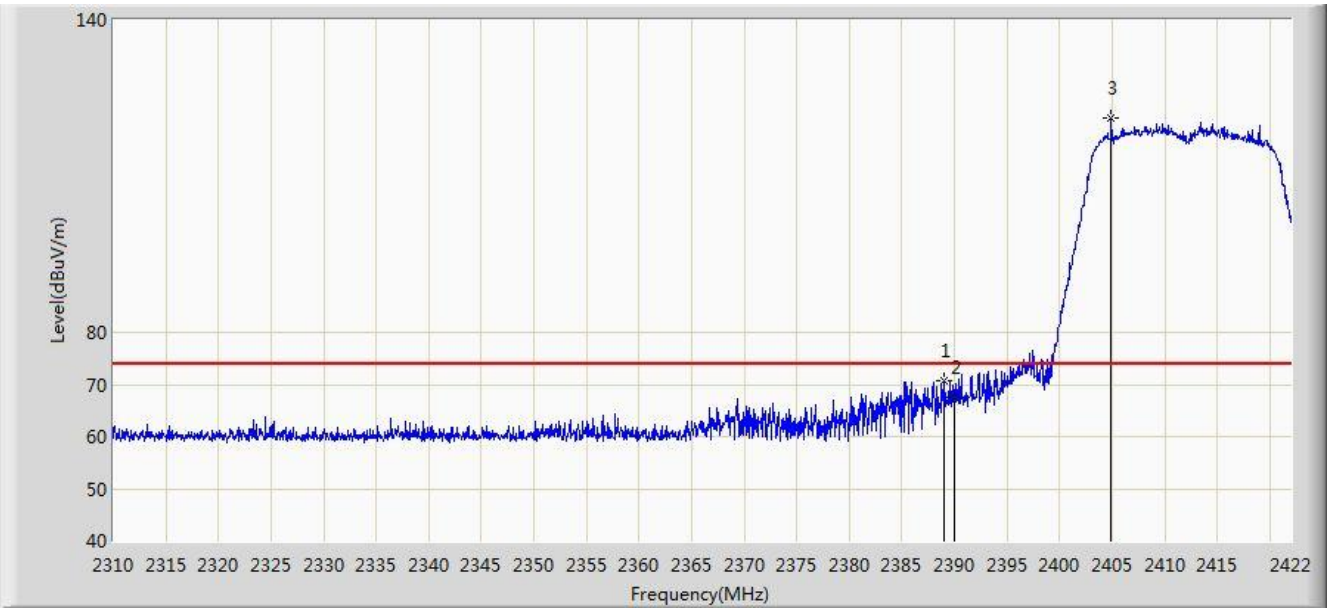

No	Flag	Mark	Frequency (MHz)	Measure Level (dBuV/m)	Reading Level (dBuV)	Over Limit (dB)	Limit (dBuV/m)	Factor (dB)	Type
1			2389.072	70.721	38.165	-3.279	74.000	32.556	PK
2			2390.000	67.443	34.889	-6.557	74.000	32.554	PK
3		*	2404.920	121.183	88.648	N/A	N/A	32.535	PK

Note: Measure Level (dBµV/m) = Reading Level (dBµV) + Factor (dB)

Factor (dB) = Cable Loss (dB) + Antenna Factor (dB/m)

Site: AC1	Time: 2017/09/10 - 22:13
Limit: FCC_Part15.209_RE(3m)	Engineer: Kevin Ker
Probe: BBHA9120D_1GHz_18GHz	Polarity: Horizontal
EUT: ACCESS POINT	Power: POE (DC 57V)
Test Mode: Transmit by 802.11n-HT20 at Channel 2412MHz Ant 0+1 (Beam-Forming Mode)	

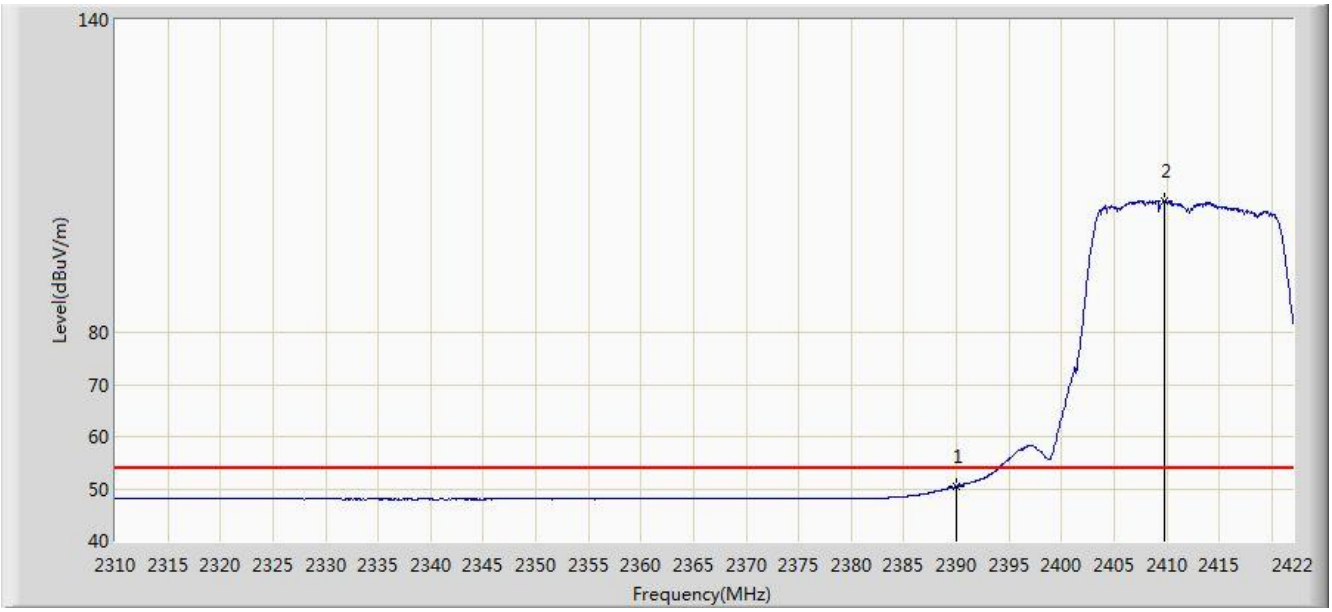

No	Flag	Mark	Frequency (MHz)	Measure Level (dBuV/m)	Reading Level (dBuV)	Over Limit (dB)	Limit (dBuV/m)	Factor (dB)	Type
1			2390.000	50.399	17.845	-3.601	54.000	32.554	AV
2		*	2409.736	105.212	72.684	N/A	N/A	32.528	AV

Note: Measure Level (dBµV/m) = Reading Level (dBµV) + Factor (dB)

Factor (dB) = Cable Loss (dB) + Antenna Factor (dB/m)

Site: AC1	Time: 2017/09/10 - 22:14
Limit: FCC_Part15.209_RE(3m)	Engineer: Kevin Ker
Probe: BBHA9120D_1GHz_18GHz	Polarity: Vertical
EUT: ACCESS POINT	Power: POE (DC 57V)
Test Mode: Transmit by 802.11n-HT20 at Channel 2412MHz Ant 0+1 (Beam-Forming Mode)	

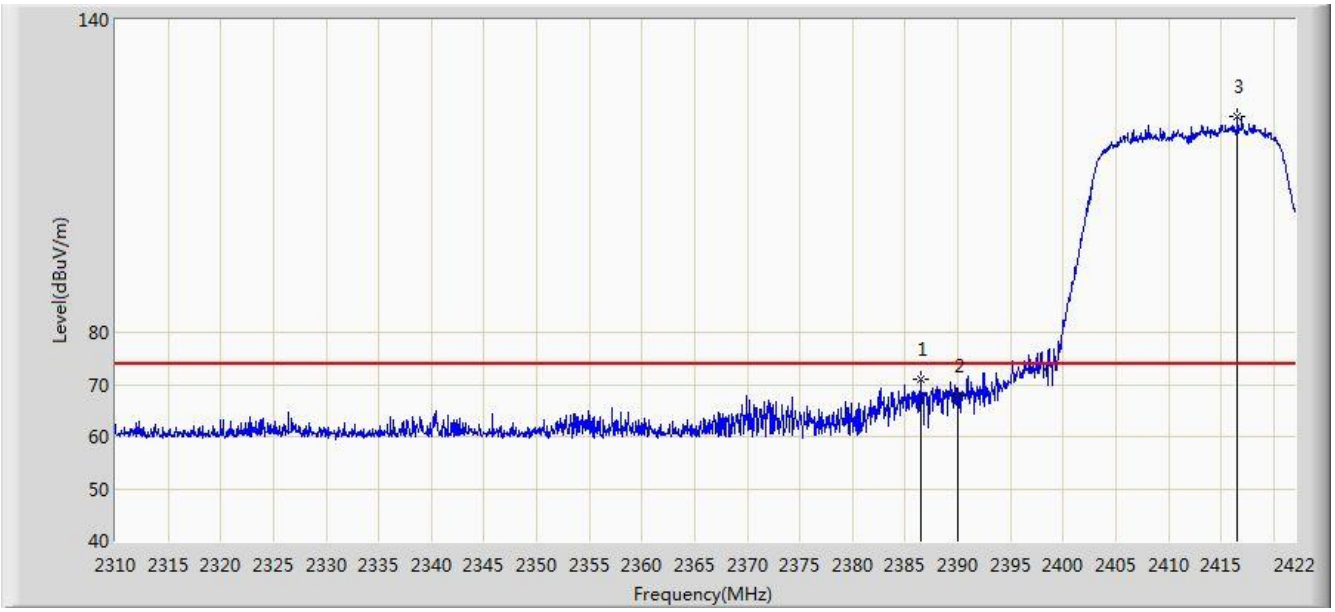

No	Flag	Mark	Frequency (MHz)	Measure Level (dBuV/m)	Reading Level (dBuV)	Over Limit (dB)	Limit (dBuV/m)	Factor (dB)	Type
1			2386.496	70.939	38.380	-3.061	74.000	32.559	PK
2			2390.000	67.905	35.351	-6.095	74.000	32.554	PK
3		*	2416.568	121.524	89.004	N/A	N/A	32.521	PK

Note: Measure Level (dBµV/m) = Reading Level (dBµV) + Factor (dB)

Factor (dB) = Cable Loss (dB) + Antenna Factor (dB/m)

Site: AC1	Time: 2017/09/10 - 22:15
Limit: FCC_Part15.209_RE(3m)	Engineer: Kevin Ker
Probe: BBHA9120D_1GHz_18GHz	Polarity: Vertical
EUT: ACCESS POINT	Power: POE (DC 57V)
Test Mode: Transmit by 802.11n-HT20 at Channel 2412MHz Ant 0+1 (Beam-Forming Mode)	

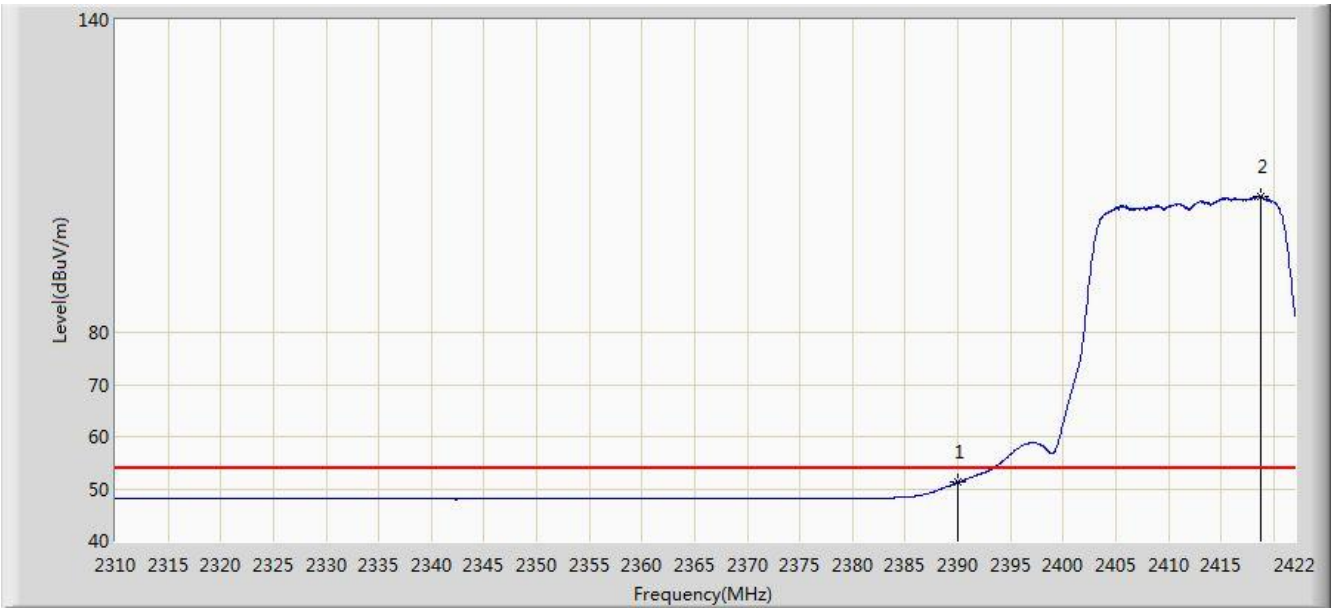

No	Flag	Mark	Frequency (MHz)	Measure Level (dBuV/m)	Reading Level (dBuV)	Over Limit (dB)	Limit (dBuV/m)	Factor (dB)	Type
1			2390.000	51.213	18.659	-2.787	54.000	32.554	AV
2		*	2418.808	106.073	73.556	N/A	N/A	32.517	AV

Note: Measure Level (dBµV/m) = Reading Level (dBµV) + Factor (dB)

Factor (dB) = Cable Loss (dB) + Antenna Factor (dB/m)

Site: AC1	Time: 2017/11/15 - 23:47
Limit: FCC_Part15.209_RE(3m)	Engineer: Kevin Ker
Probe: BBHA9120D_1GHz_18GHz	Polarity: Horizontal
EUT: ACCESS POINT	Power: POE (DC 57V)
Test Mode: Transmit by 802.11n-HT20 at Channel 2417MHz Ant 0+1 (Beam-Forming Mode)	

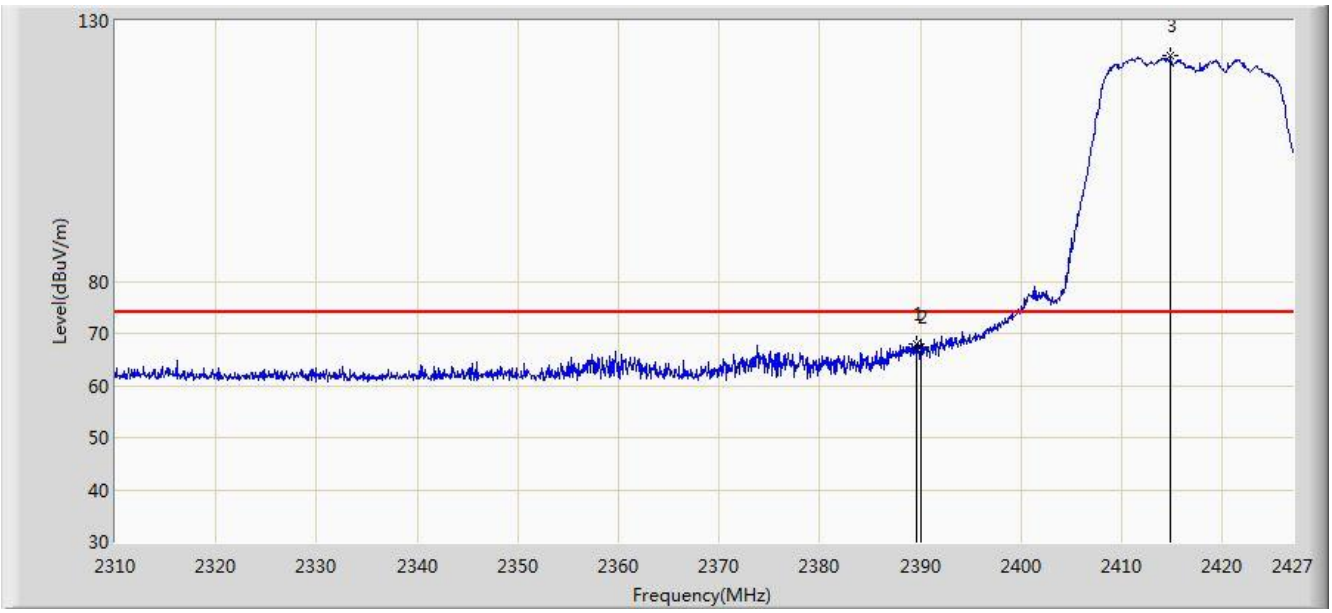

No	Flag	Mark	Frequency (MHz)	Measure Level (dBuV/m)	Reading Level (dBuV)	Over Limit (dB)	Limit (dBuV/m)	Factor (dB)	Type
1			2389.565	68.013	35.458	-5.987	74.000	32.555	PK
2			2390.000	67.365	34.811	-6.635	74.000	32.554	PK
3		*	2414.902	123.463	90.941	N/A	N/A	32.523	PK

Note: Measure Level (dBµV/m) = Reading Level (dBµV) + Factor (dB)

Factor (dB) = Cable Loss (dB) + Antenna Factor (dB/m)

Site: AC1	Time: 2017/11/15 - 23:48
Limit: FCC_Part15.209_RE(3m)	Engineer: Kevin Ker
Probe: BBHA9120D_1GHz_18GHz	Polarity: Horizontal
EUT: ACCESS POINT	Power: POE (DC 57V)
Test Mode: Transmit by 802.11n-HT20 at Channel 2417MHz Ant 0+1 (Beam-Forming Mode)	

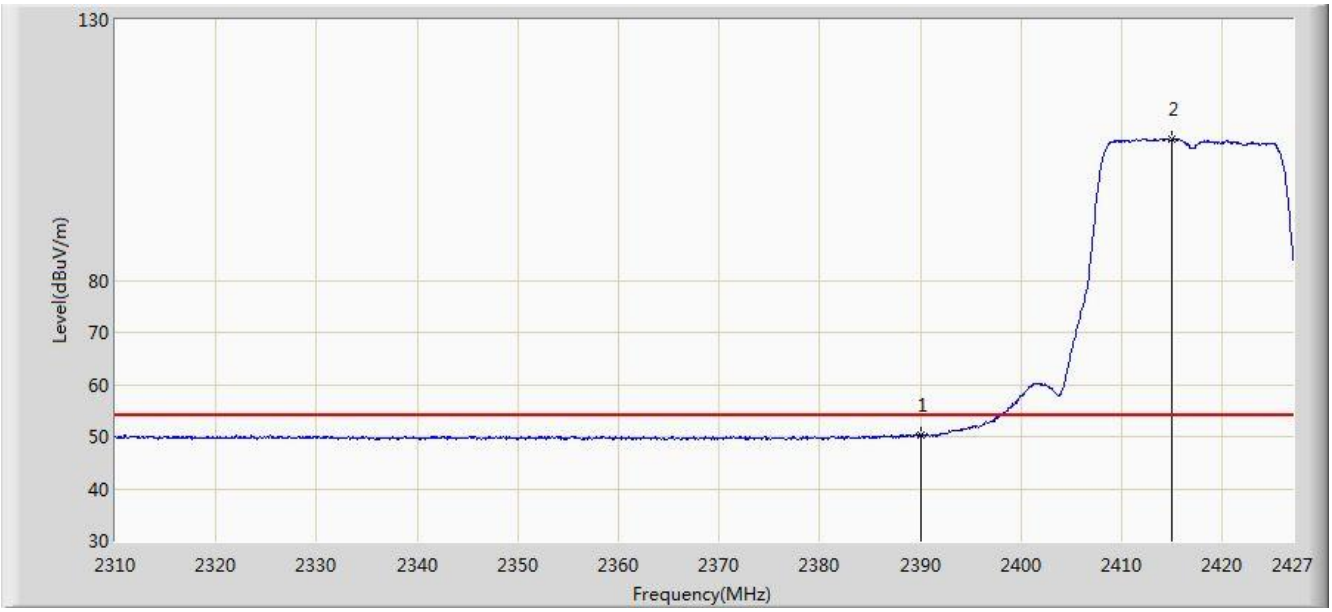

No	Flag	Mark	Frequency (MHz)	Measure Level (dBuV/m)	Reading Level (dBuV)	Over Limit (dB)	Limit (dBuV/m)	Factor (dB)	Type
1			2390.000	50.341	17.787	-3.659	54.000	32.554	AV
2		*	2415.029	106.974	74.452	N/A	N/A	32.522	AV

Note: Measure Level (dBµV/m) = Reading Level (dBµV) + Factor (dB)

Factor (dB) = Cable Loss (dB) + Antenna Factor (dB/m)

Site: AC1	Time: 2017/11/15 - 23:42
Limit: FCC_Part15.209_RE(3m)	Engineer: Kevin Ker
Probe: BBHA9120D_1GHz_18GHz	Polarity: Vertical
EUT: ACCESS POINT	Power: POE (DC 57V)
Test Mode: Transmit by 802.11n-HT20 at Channel 2417MHz Ant 0+1 (Beam-Forming Mode)	

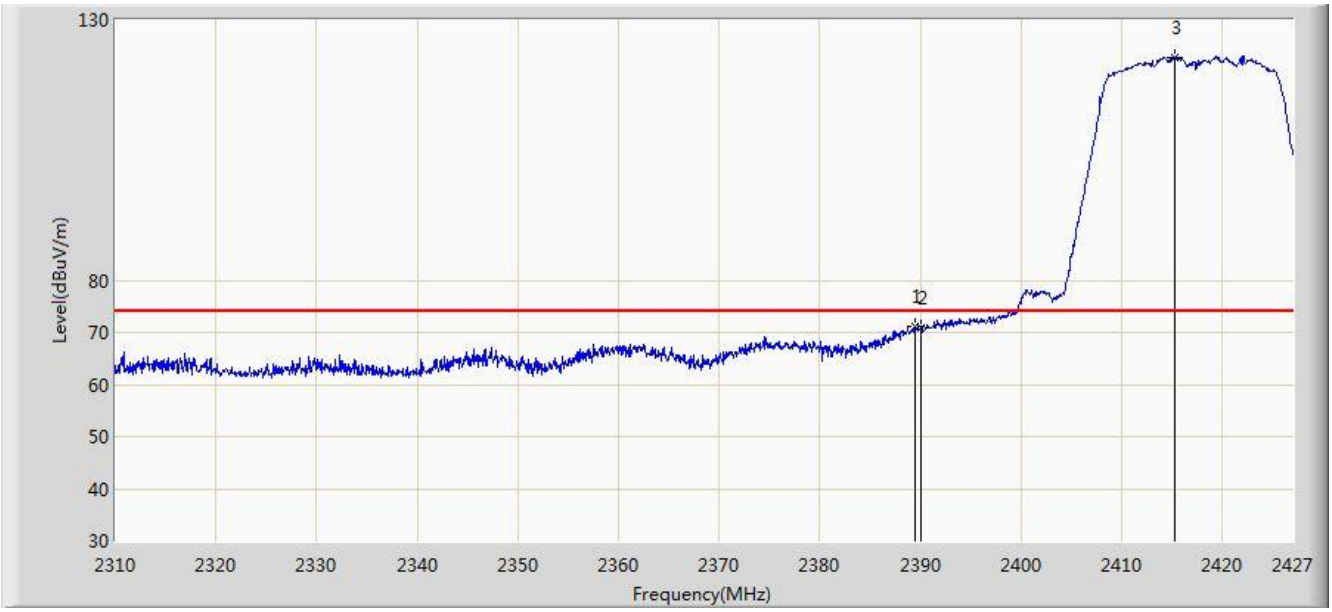

No	Flag	Mark	Frequency (MHz)	Measure Level (dBuV/m)	Reading Level (dBuV)	Over Limit (dB)	Limit (dBuV/m)	Factor (dB)	Type
1			2389.438	71.245	38.690	-2.755	74.000	32.555	PK
2			2390.000	70.871	38.317	-3.129	74.000	32.554	PK
3		*	2415.219	122.841	90.319	N/A	N/A	32.522	PK

Note: Measure Level (dBµV/m) = Reading Level (dBµV) + Factor (dB)

Factor (dB) = Cable Loss (dB) + Antenna Factor (dB/m)

Site: AC1	Time: 2017/11/15 - 23:46
Limit: FCC_Part15.209_RE(3m)	Engineer: Kevin Ker
Probe: BBHA9120D_1GHz_18GHz	Polarity: Vertical
EUT: ACCESS POINT	Power: POE (DC 57V)
Test Mode: Transmit by 802.11n-HT20 at Channel 2417MHz Ant 0+1 (Beam-Forming Mode)	

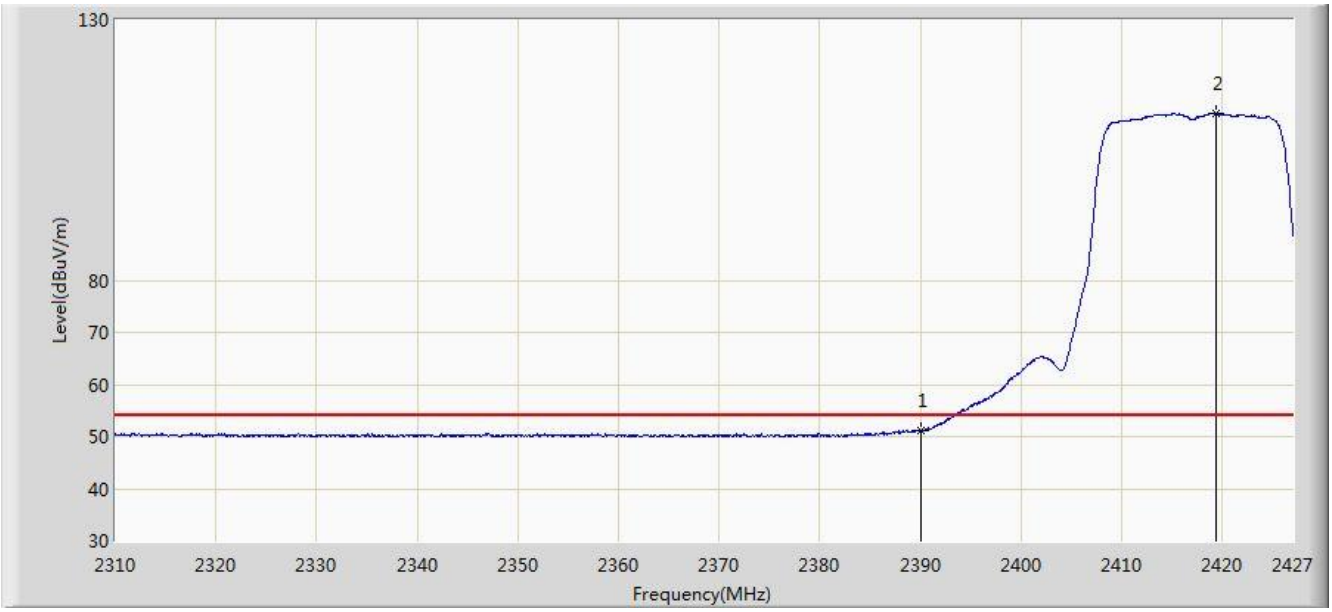

No	Flag	Mark	Frequency (MHz)	Measure Level (dBuV/m)	Reading Level (dBuV)	Over Limit (dB)	Limit (dBuV/m)	Factor (dB)	Type
1			2390.000	51.102	18.548	-2.898	54.000	32.554	AV
2		*	2419.347	112.131	79.614	N/A	N/A	32.517	AV

Note: Measure Level (dBµV/m) = Reading Level (dBµV) + Factor (dB)

Factor (dB) = Cable Loss (dB) + Antenna Factor (dB/m)

Site: AC1	Time: 2017/11/16 - 00:12
Limit: FCC_Part15.209_RE(3m)	Engineer: Kevin Ker
Probe: BBHA9120D_1GHz_18GHz	Polarity: Horizontal
EUT: ACCESS POINT	Power: POE (DC 57V)
Test Mode: Transmit by 802.11n-HT20 at Channel 2457MHz Ant 0+1 (Beam-Forming Mode)	

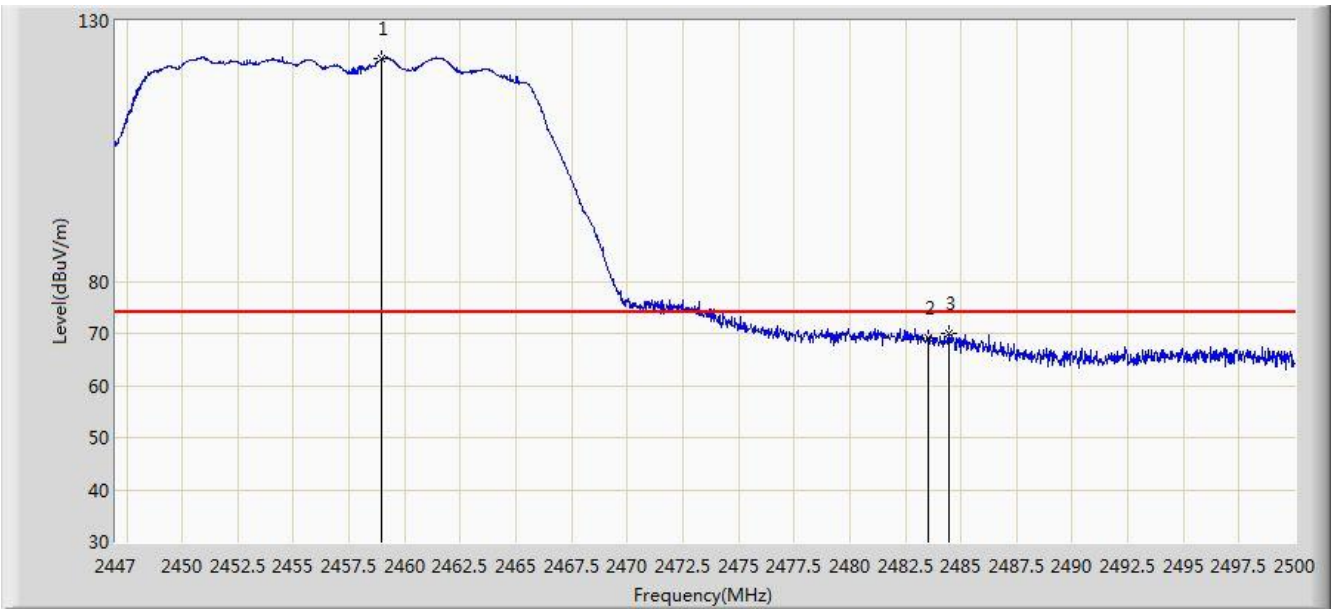

No	Flag	Mark	Frequency (MHz)	Measure Level (dBuV/m)	Reading Level (dBuV)	Over Limit (dB)	Limit (dBuV/m)	Factor (dB)	Type
1			2458.978	122.786	90.275	N/A	N/A	32.511	PK
2			2483.500	68.990	36.409	-5.010	74.000	32.580	PK
3		*	2484.445	69.863	37.280	-4.137	74.000	32.584	PK

Note: Measure Level (dBµV/m) = Reading Level (dBµV) + Factor (dB)

Factor (dB) = Cable Loss (dB) + Antenna Factor (dB/m)

Site: AC1	Time: 2017/11/16 - 00:14
Limit: FCC_Part15.209_RE(3m)	Engineer: Kevin Ker
Probe: BBHA9120D_1GHz_18GHz	Polarity: Horizontal
EUT: ACCESS POINT	Power: POE (DC 57V)
Test Mode: Transmit by 802.11n-HT20 at Channel 2457MHz Ant 0+1 (Beam-Forming Mode)	

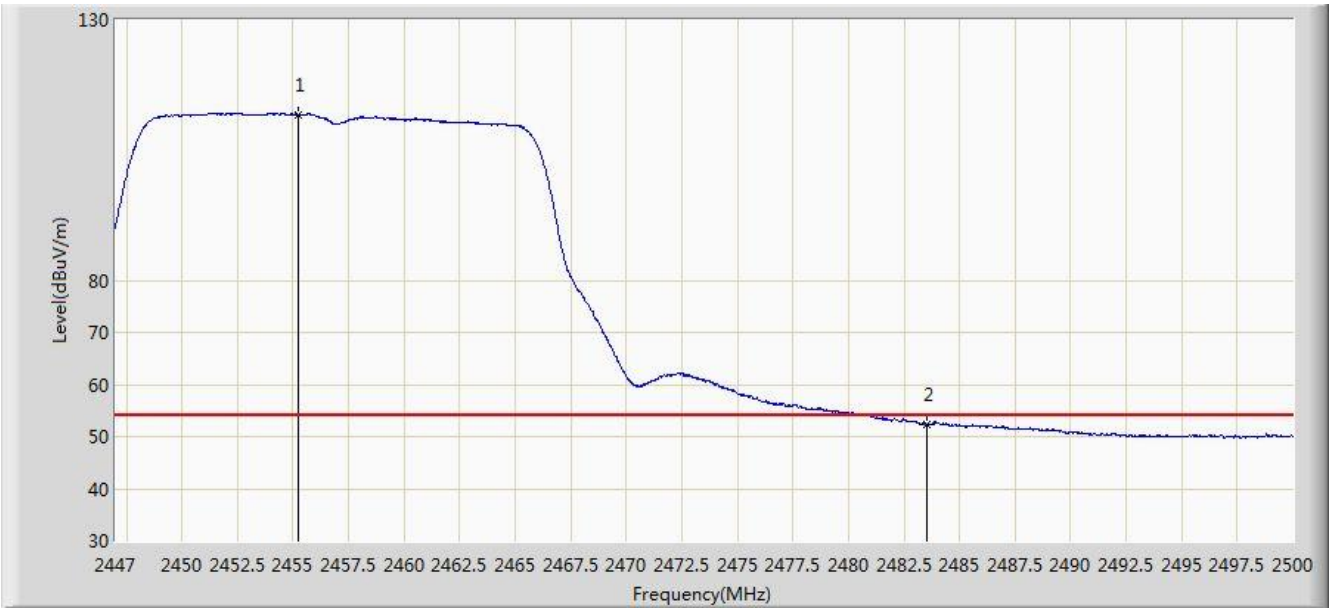

No	Flag	Mark	Frequency (MHz)	Measure Level (dBuV/m)	Reading Level (dBuV)	Over Limit (dB)	Limit (dBuV/m)	Factor (dB)	Type
1			2455.215	111.880	79.376	N/A	N/A	32.504	AV
2		*	2483.500	52.331	19.750	-1.669	54.000	32.580	AV

Note: Measure Level (dBµV/m) = Reading Level (dBµV) + Factor (dB)

Factor (dB) = Cable Loss (dB) + Antenna Factor (dB/m)

Site: AC1	Time: 2017/11/16 - 00:14
Limit: FCC_Part15.209_RE(3m)	Engineer: Kevin Ker
Probe: BBHA9120D_1GHz_18GHz	Polarity: Vertical
EUT: ACCESS POINT	Power: POE (DC 57V)
Test Mode: Transmit by 802.11n-HT20 at Channel 2457MHz Ant 0+1 (Beam-Forming Mode)	

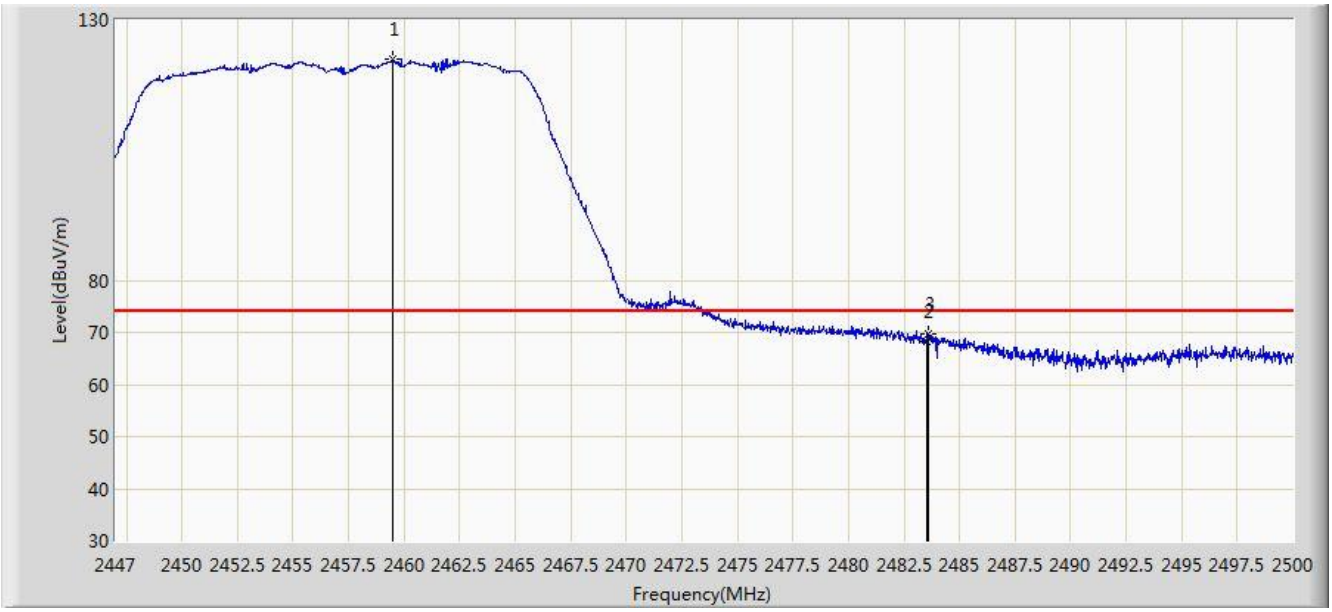

No	Flag	Mark	Frequency (MHz)	Measure Level (dBuV/m)	Reading Level (dBuV)	Over Limit (dB)	Limit (dBuV/m)	Factor (dB)	Type
1			2459.455	122.477	89.965	N/A	N/A	32.512	PK
2			2483.500	68.348	35.767	-5.652	74.000	32.580	PK
3		*	2483.623	69.573	36.992	-4.427	74.000	32.581	PK

Note: Measure Level (dBµV/m) = Reading Level (dBµV) + Factor (dB)

Factor (dB) = Cable Loss (dB) + Antenna Factor (dB/m)

Site: AC1	Time: 2017/11/16 - 00:16
Limit: FCC_Part15.209_RE(3m)	Engineer: Kevin Ker
Probe: BBHA9120D_1GHz_18GHz	Polarity: Vertical
EUT: ACCESS POINT	Power: POE (DC 57V)
Test Mode: Transmit by 802.11n-HT20 at Channel 2457MHz Ant 0+1 (Beam-Forming Mode)	

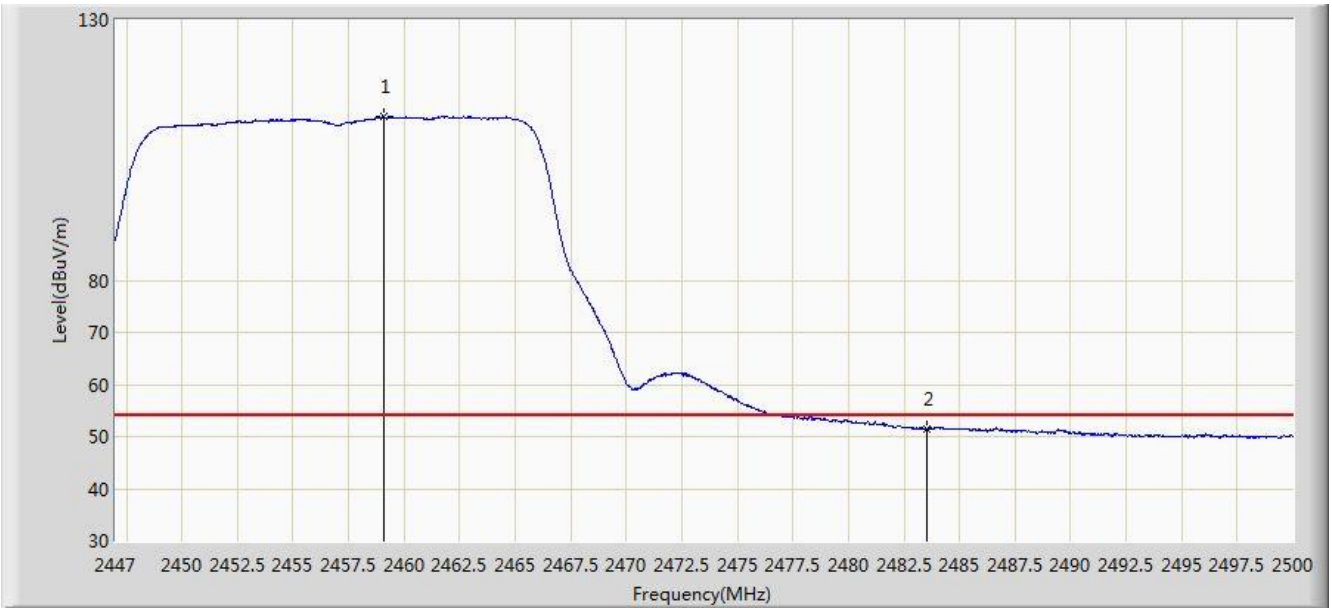

No	Flag	Mark	Frequency (MHz)	Measure Level (dBuV/m)	Reading Level (dBuV)	Over Limit (dB)	Limit (dBuV/m)	Factor (dB)	Type
1			2459.058	111.506	78.995	N/A	N/A	32.511	AV
2		*	2483.500	51.509	18.928	-2.491	54.000	32.580	AV

Note: Measure Level (dBµV/m) = Reading Level (dBµV) + Factor (dB)

Factor (dB) = Cable Loss (dB) + Antenna Factor (dB/m)

Site: AC1	Time: 2017/09/10 - 22:19
Limit: FCC_Part15.209_RE(3m)	Engineer: Kevin Ker
Probe: BBHA9120D_1GHz_18GHz	Polarity: Horizontal
EUT: ACCESS POINT	Power: POE (DC 57V)
Test Mode: Transmit by 802.11n-HT20 at Channel 2462MHz Ant 0+1 (Beam-Forming Mode)	

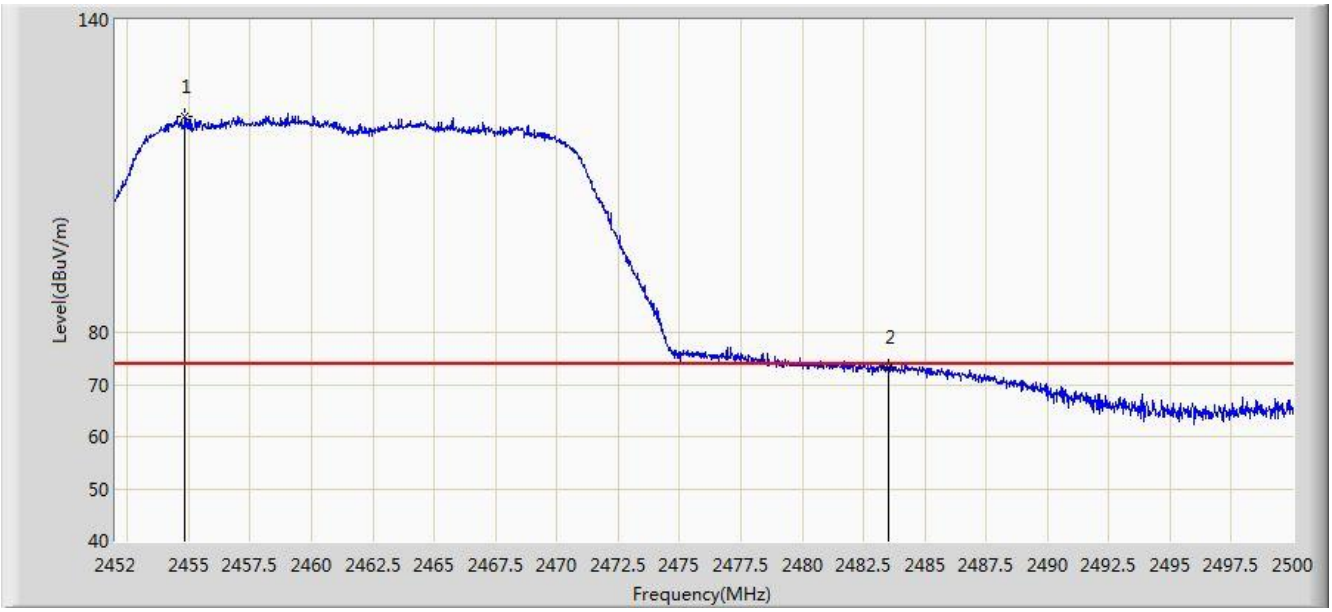

No	Flag	Mark	Frequency (MHz)	Measure Level (dBuV/m)	Reading Level (dBuV)	Over Limit (dB)	Limit (dBuV/m)	Factor (dB)	Type
1		*	2454.856	121.497	88.993	N/A	N/A	32.504	PK
2			2483.500	73.219	40.638	-0.781	74.000	32.580	PK

Note: Measure Level (dBµV/m) = Reading Level (dBµV) + Factor (dB)

Factor (dB) = Cable Loss (dB) + Antenna Factor (dB/m)

Site: AC1	Time: 2017/09/10 - 22:22
Limit: FCC_Part15.209_RE(3m)	Engineer: Kevin Ker
Probe: BBHA9120D_1GHz_18GHz	Polarity: Horizontal
EUT: ACCESS POINT	Power: POE (DC 57V)
Test Mode: Transmit by 802.11n-HT20 at Channel 2462MHz Ant 0+1 (Beam-Forming Mode)	

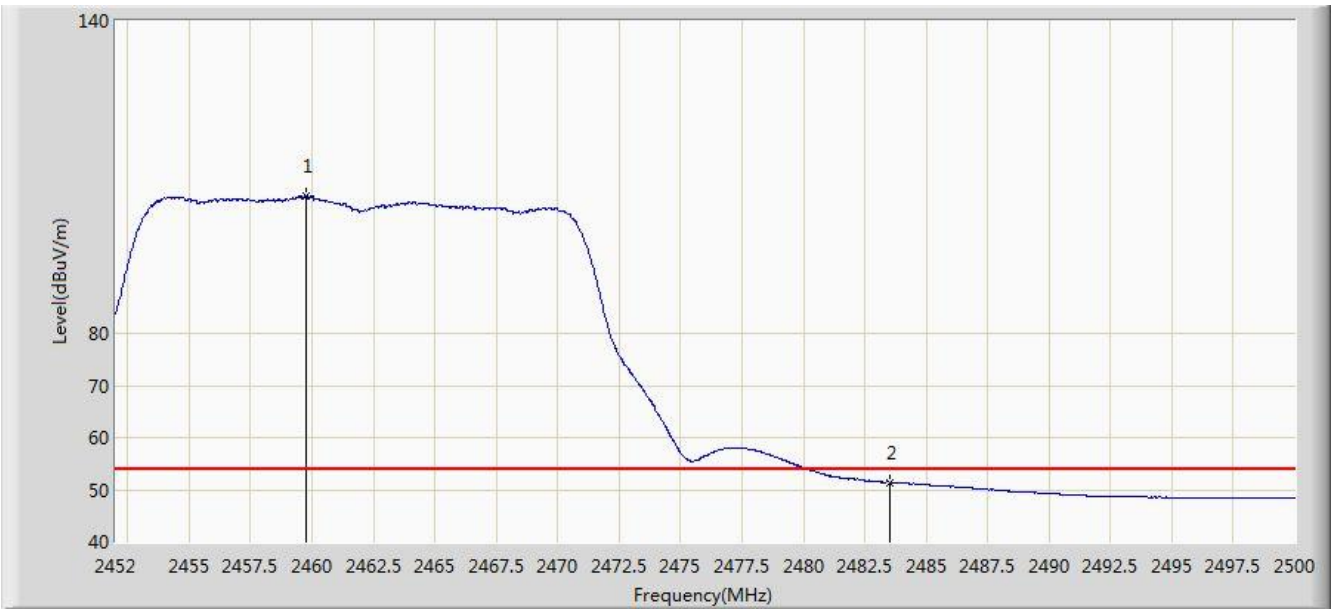

No	Flag	Mark	Frequency (MHz)	Measure Level (dBuV/m)	Reading Level (dBuV)	Over Limit (dB)	Limit (dBuV/m)	Factor (dB)	Type
1		*	2459.776	106.311	73.799	N/A	N/A	32.513	AV
2			2483.500	51.442	18.861	-2.558	54.000	32.580	AV

Note: Measure Level (dBµV/m) = Reading Level (dBµV) + Factor (dB)

Factor (dB) = Cable Loss (dB) + Antenna Factor (dB/m)

Site: AC1	Time: 2017/09/10 - 22:22
Limit: FCC_Part15.209_RE(3m)	Engineer: Kevin Ker
Probe: BBHA9120D_1GHz_18GHz	Polarity: Vertical
EUT: ACCESS POINT	Power: POE (DC 57V)
Test Mode: Transmit by 802.11n-HT20 at Channel 2462MHz Ant 0+1 (Beam-Forming Mode)	

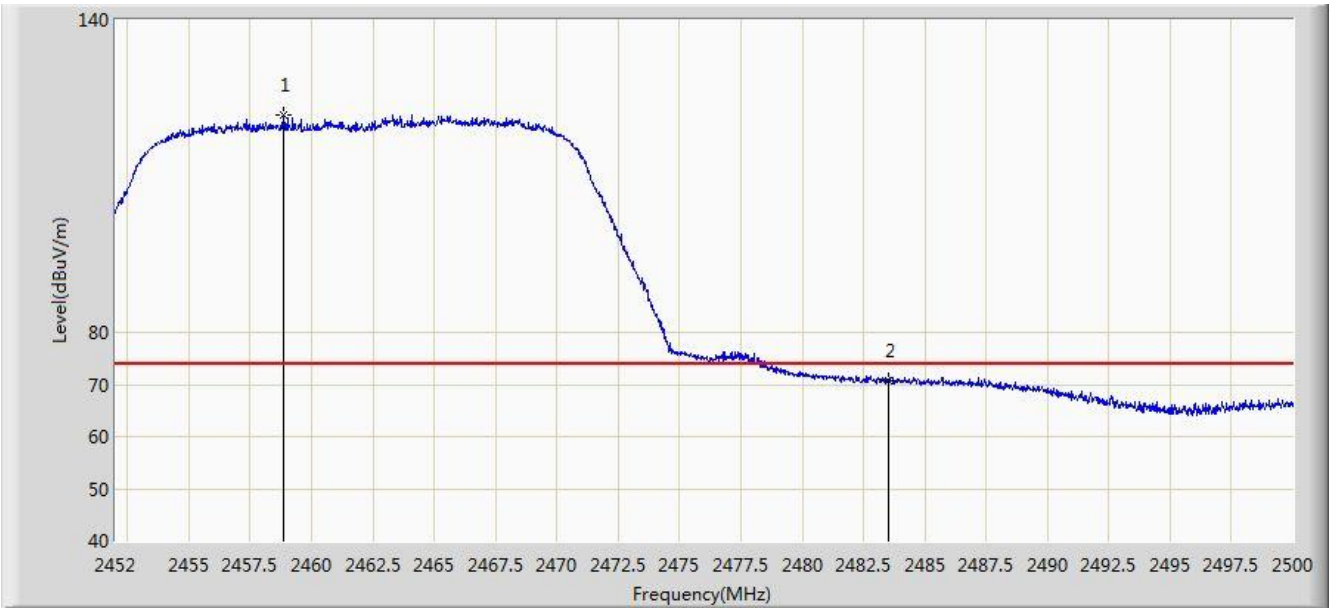

No	Flag	Mark	Frequency (MHz)	Measure Level (dBuV/m)	Reading Level (dBuV)	Over Limit (dB)	Limit (dBuV/m)	Factor (dB)	Type
1		*	2458.840	121.674	89.163	N/A	N/A	32.511	PK
2			2483.500	70.863	38.282	-3.137	74.000	32.580	PK

Note: Measure Level (dBµV/m) = Reading Level (dBµV) + Factor (dB)

Factor (dB) = Cable Loss (dB) + Antenna Factor (dB/m)

Site: AC1	Time: 2017/09/10 - 22:26
Limit: FCC_Part15.209_RE(3m)	Engineer: Kevin Ker
Probe: BBHA9120D_1GHz_18GHz	Polarity: Vertical
EUT: ACCESS POINT	Power: POE (DC 57V)
Test Mode: Transmit by 802.11n-HT20 at Channel 2462MHz Ant 0+1 (Beam-Forming Mode)	

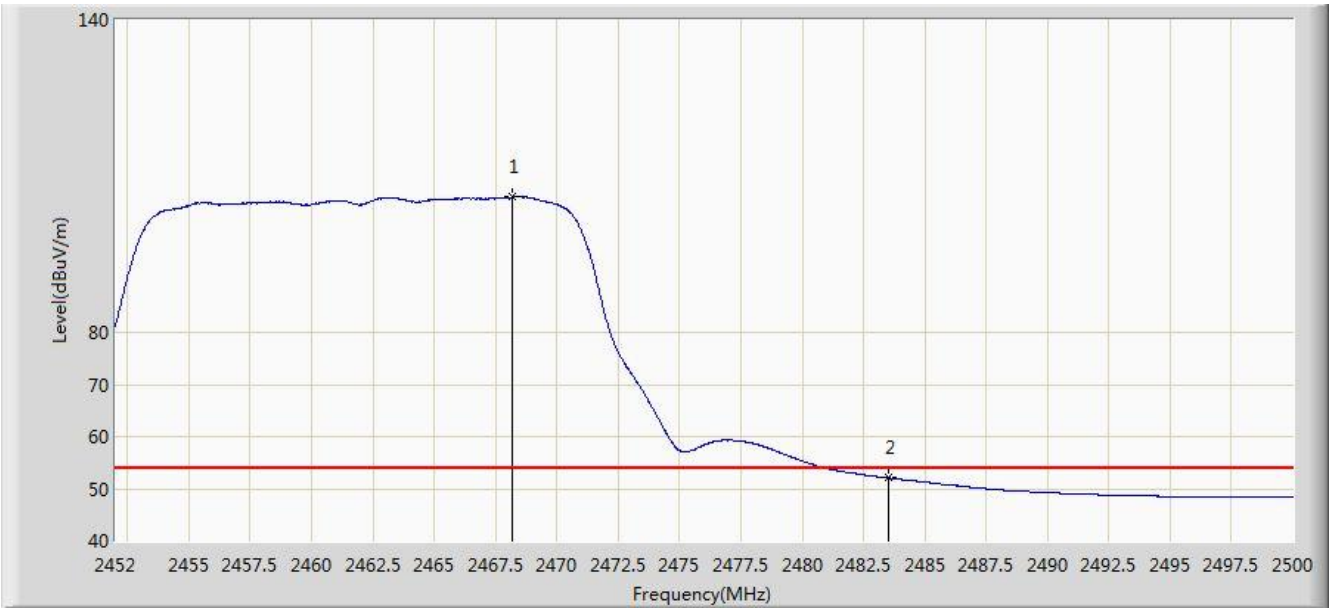

No	Flag	Mark	Frequency (MHz)	Measure Level (dBuV/m)	Reading Level (dBuV)	Over Limit (dB)	Limit (dBuV/m)	Factor (dB)	Type
1		*	2468.176	106.022	73.487	N/A	N/A	32.535	AV
2			2483.500	52.088	19.507	-1.912	54.000	32.580	AV

Note: Measure Level (dBµV/m) = Reading Level (dBµV) + Factor (dB)

Factor (dB) = Cable Loss (dB) + Antenna Factor (dB/m)

Site: AC1	Time: 2017/09/10 - 22:35
Limit: FCC_Part15.209_RE(3m)	Engineer: Kevin Ker
Probe: BBHA9120D_1GHz_18GHz	Polarity: Horizontal
EUT: ACCESS POINT	Power: POE (DC 57V)
Test Mode: Transmit by 802.11n-HT40 at Channel 2422MHz Ant 0+1 (Beam-Forming Mode)	

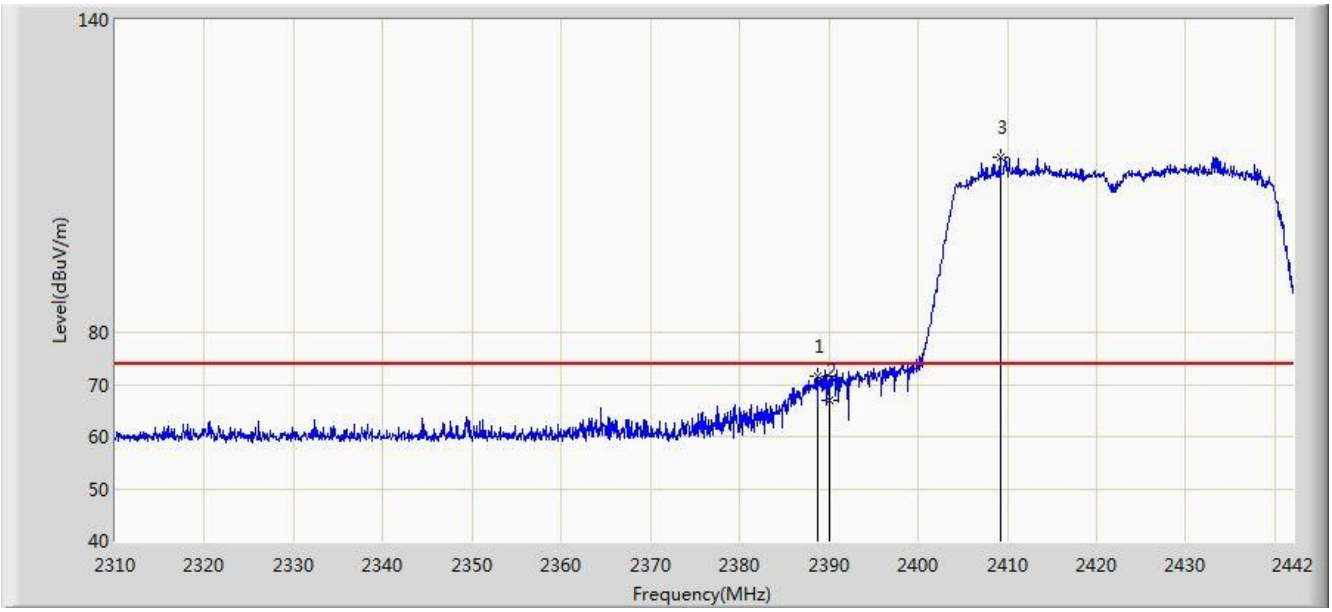

No	Flag	Mark	Frequency (MHz)	Measure Level (dBuV/m)	Reading Level (dBuV)	Over Limit (dB)	Limit (dBuV/m)	Factor (dB)	Type
1			2388.672	71.611	39.055	-2.389	74.000	32.556	PK
2			2390.000	67.023	34.469	-6.977	74.000	32.554	PK
3		*	2409.264	113.699	81.170	N/A	N/A	32.529	PK

Note: Measure Level (dBµV/m) = Reading Level (dBµV) + Factor (dB)

Factor (dB) = Cable Loss (dB) + Antenna Factor (dB/m)

Site: AC1	Time: 2017/09/10 - 22:36
Limit: FCC_Part15.209_RE(3m)	Engineer: Kevin Ker
Probe: BBHA9120D_1GHz_18GHz	Polarity: Horizontal
EUT: ACCESS POINT	Power: POE (DC 57V)
Test Mode: Transmit by 802.11n-HT40 at Channel 2422MHz Ant 0+1 (Beam-Forming Mode)	

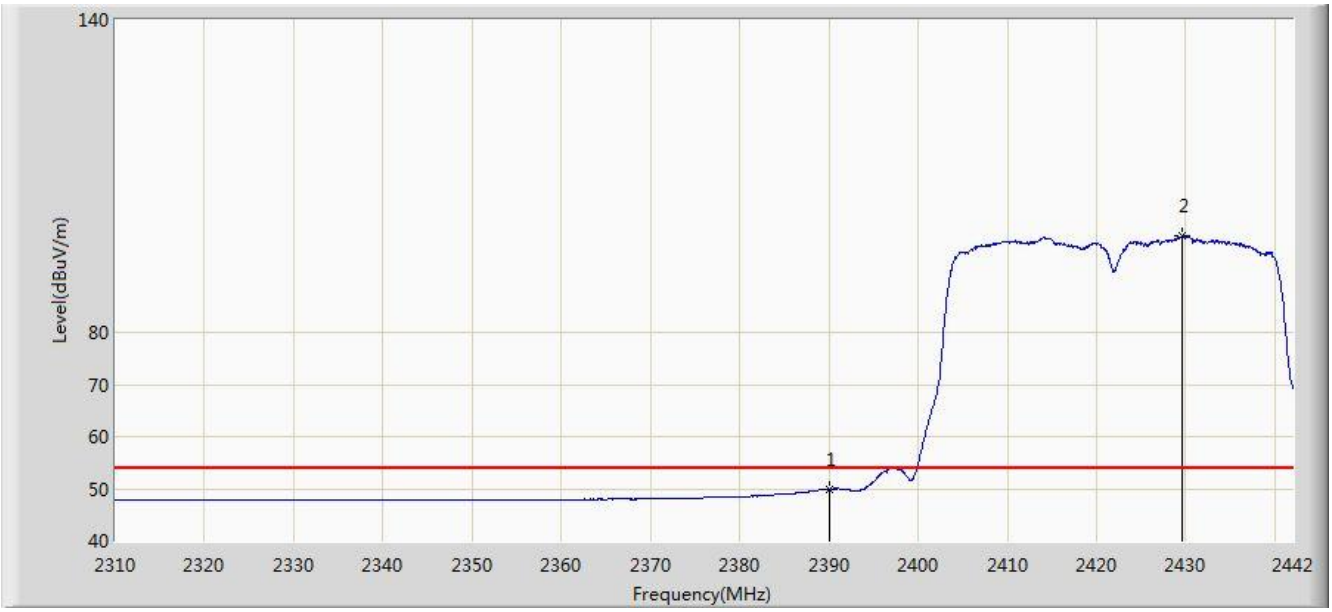

No	Flag	Mark	Frequency (MHz)	Measure Level (dBuV/m)	Reading Level (dBuV)	Over Limit (dB)	Limit (dBuV/m)	Factor (dB)	Type
1			2390.000	49.954	17.400	-4.046	54.000	32.554	AV
2		*	2429.592	98.565	66.060	N/A	N/A	32.504	AV

Note: Measure Level (dBµV/m) = Reading Level (dBµV) + Factor (dB)

Factor (dB) = Cable Loss (dB) + Antenna Factor (dB/m)

Site: AC1	Time: 2017/09/10 - 22:37
Limit: FCC_Part15.209_RE(3m)	Engineer: Kevin Ker
Probe: BBHA9120D_1GHz_18GHz	Polarity: Vertical
EUT: ACCESS POINT	Power: POE (DC 57V)
Test Mode: Transmit by 802.11n-HT40 at Channel 2422MHz Ant 0+1 (Beam-Forming Mode)	

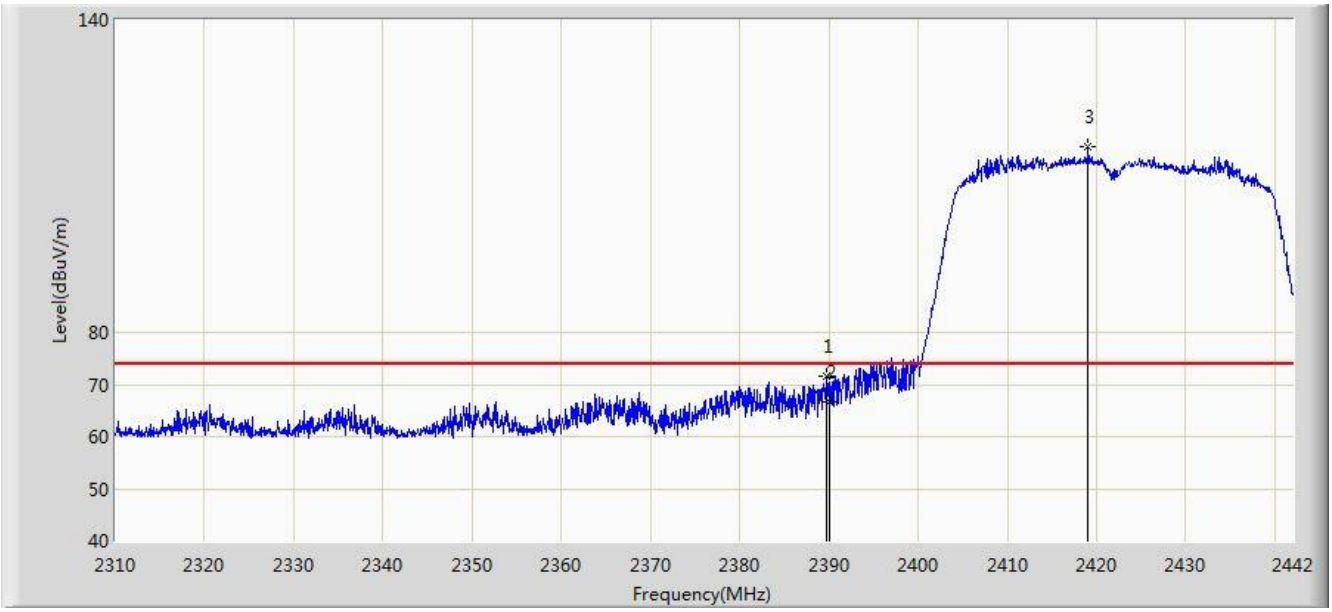

No	Flag	Mark	Frequency (MHz)	Measure Level (dBuV/m)	Reading Level (dBuV)	Over Limit (dB)	Limit (dBuV/m)	Factor (dB)	Type
1			2389.794	71.643	39.088	-2.357	74.000	32.555	PK
2			2390.000	66.661	34.107	-7.339	74.000	32.554	PK
3		*	2419.032	115.614	83.097	N/A	N/A	32.518	PK

Note: Measure Level (dBµV/m) = Reading Level (dBµV) + Factor (dB)

Factor (dB) = Cable Loss (dB) + Antenna Factor (dB/m)

Site: AC1	Time: 2017/09/10 - 22:39
Limit: FCC_Part15.209_RE(3m)	Engineer: Kevin Ker
Probe: BBHA9120D_1GHz_18GHz	Polarity: Vertical
EUT: ACCESS POINT	Power: POE (DC 57V)
Test Mode: Transmit by 802.11n-HT40 at Channel 2422MHz Ant 0+1 (Beam-Forming Mode)	

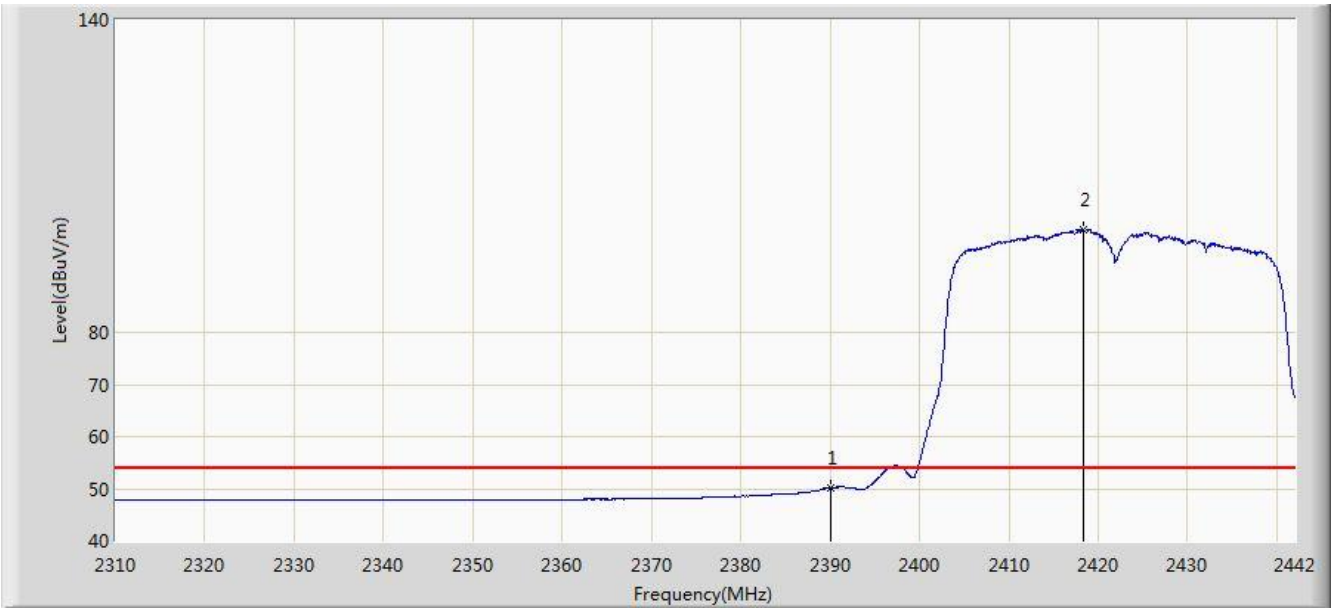

No	Flag	Mark	Frequency (MHz)	Measure Level (dBuV/m)	Reading Level (dBuV)	Over Limit (dB)	Limit (dBuV/m)	Factor (dB)	Type
1			2390.000	50.109	17.555	-3.891	54.000	32.554	AV
2		*	2418.306	99.822	67.304	N/A	N/A	32.518	AV

Note: Measure Level (dBµV/m) = Reading Level (dBµV) + Factor (dB)

Factor (dB) = Cable Loss (dB) + Antenna Factor (dB/m)

Site: AC1	Time: 2017/09/10 - 22:44
Limit: FCC_Part15.209_RE(3m)	Engineer: Kevin Ker
Probe: BBHA9120D_1GHz_18GHz	Polarity: Horizontal
EUT: ACCESS POINT	Power: POE (DC 57V)
Test Mode: Transmit by 802.11n-HT40 at Channel 2452MHz Ant 0+1 (Beam-Forming Mode)	

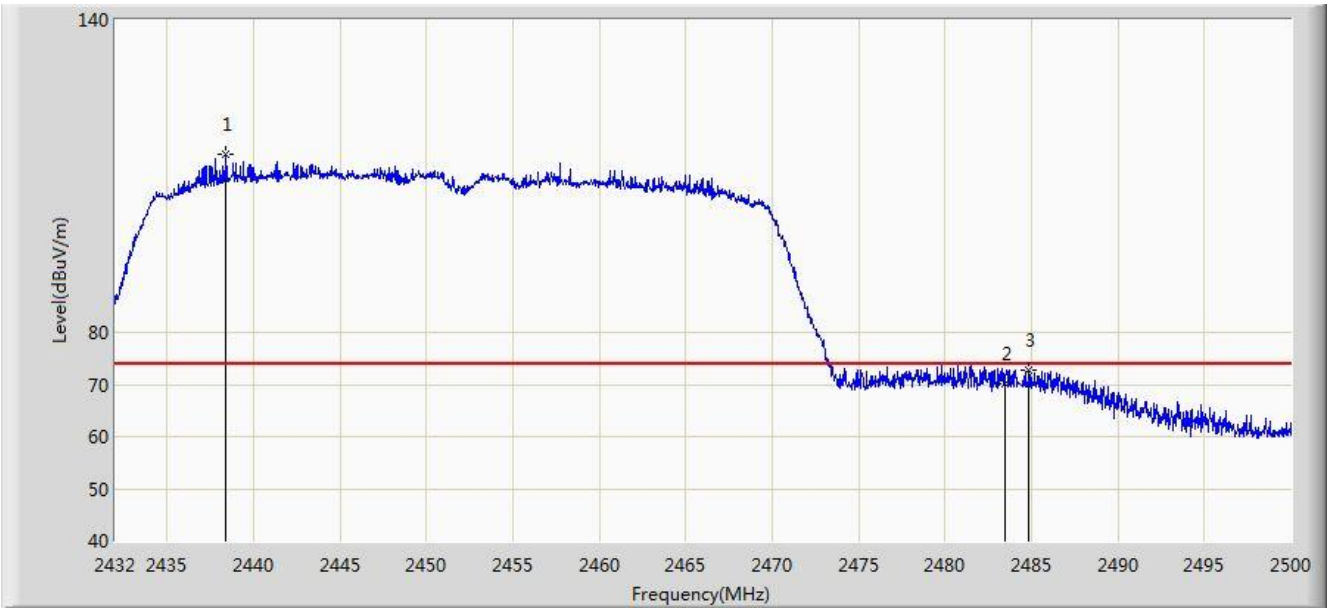

No	Flag	Mark	Frequency (MHz)	Measure Level (dBuV/m)	Reading Level (dBuV)	Over Limit (dB)	Limit (dBuV/m)	Factor (dB)	Type
1		*	2438.426	114.155	81.661	N/A	N/A	32.494	PK
2			2483.500	70.195	37.614	-3.805	74.000	32.580	PK
3			2484.836	72.707	40.122	-1.293	74.000	32.585	PK

Note: Measure Level (dBµV/m) = Reading Level (dBµV) + Factor (dB)

Factor (dB) = Cable Loss (dB) + Antenna Factor (dB/m)

Site: AC1	Time: 2017/09/10 - 22:45
Limit: FCC_Part15.209_RE(3m)	Engineer: Kevin Ker
Probe: BBHA9120D_1GHz_18GHz	Polarity: Horizontal
EUT: ACCESS POINT	Power: POE (DC 57V)
Test Mode: Transmit by 802.11n-HT40 at Channel 2452MHz Ant 0+1 (Beam-Forming Mode)	

No	Flag	Mark	Frequency (MHz)	Measure Level (dBuV/m)	Reading Level (dBuV)	Over Limit (dB)	Limit (dBuV/m)	Factor (dB)	Type
1		*	2444.852	97.779	65.293	N/A	N/A	32.486	AV
2			2483.500	49.832	17.251	-4.168	54.000	32.580	AV

Note: Measure Level (dBµV/m) = Reading Level (dBµV) + Factor (dB)

Factor (dB) = Cable Loss (dB) + Antenna Factor (dB/m)

Site: AC1	Time: 2017/09/10 - 22:46
Limit: FCC_Part15.209_RE(3m)	Engineer: Kevin Ker
Probe: BBHA9120D_1GHz_18GHz	Polarity: Vertical
EUT: ACCESS POINT	Power: POE (DC 57V)
Test Mode: Transmit by 802.11n-HT40 at Channel 2452MHz Ant 0+1 (Beam-Forming Mode)	

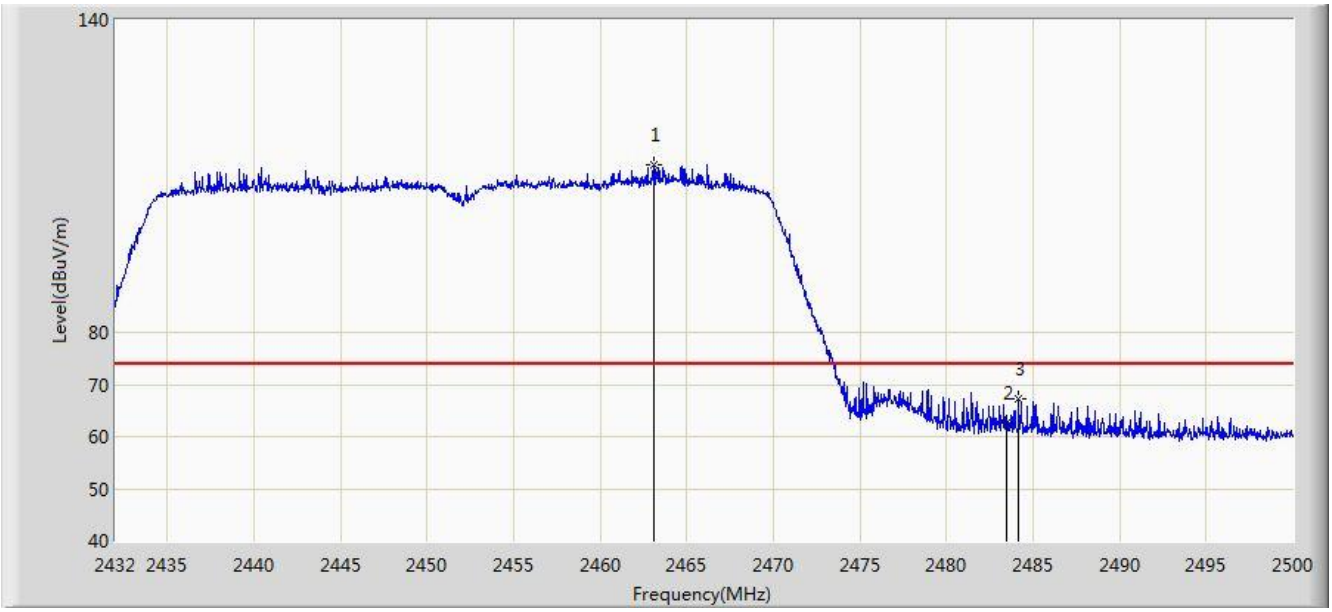

No	Flag	Mark	Frequency (MHz)	Measure Level (dBuV/m)	Reading Level (dBuV)	Over Limit (dB)	Limit (dBuV/m)	Factor (dB)	Type
1		*	2463.076	112.209	79.690	N/A	N/A	32.520	PK
2			2483.500	62.475	29.894	-11.525	74.000	32.580	PK
3			2484.190	67.111	34.528	-6.889	74.000	32.582	PK

Note: Measure Level (dBµV/m) = Reading Level (dBµV) + Factor (dB)

Factor (dB) = Cable Loss (dB) + Antenna Factor (dB/m)

Site: AC1	Time: 2017/09/10 - 22:46
Limit: FCC_Part15.209_RE(3m)	Engineer: Kevin Ker
Probe: BBHA9120D_1GHz_18GHz	Polarity: Vertical
EUT: ACCESS POINT	Power: POE (DC 57V)
Test Mode: Transmit by 802.11n-HT40 at Channel 2452MHz Ant 0+1 (Beam-Forming Mode)	

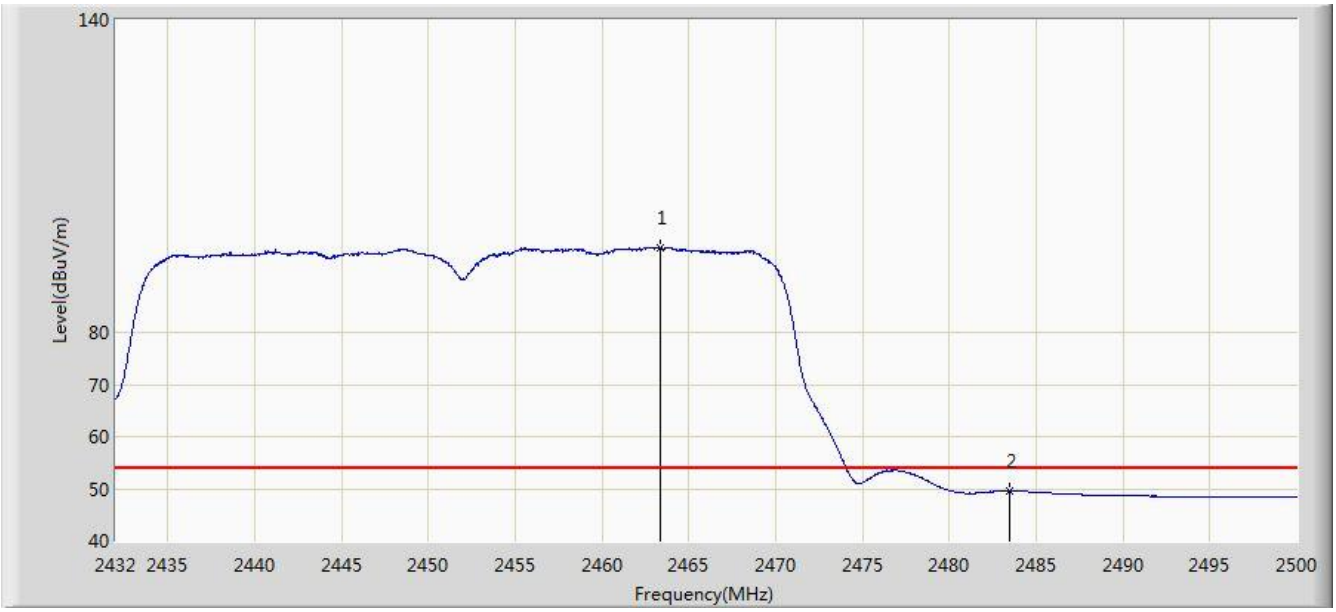

No	Flag	Mark	Frequency (MHz)	Measure Level (dBuV/m)	Reading Level (dBuV)	Over Limit (dB)	Limit (dBuV/m)	Factor (dB)	Type
1		*	2463.382	96.374	63.854	N/A	N/A	32.520	AV
2			2483.500	49.532	16.951	-4.468	54.000	32.580	AV

Note: Measure Level (dBµV/m) = Reading Level (dBµV) + Factor (dB)

Factor (dB) = Cable Loss (dB) + Antenna Factor (dB/m)

7. AC Conducted Emissions Measurement Test Result

Site: SR2	Time: 2017/09/13 - 15:48
Limit: FCC_Part15.207_CE	Engineer: Kevin Ker
Probe: ENV216_101683_Filter On	Polarity: Line
EUT: ACCESS POINT	Power: AC 120V/60Hz
Worse Case Mode: Transmit by 802.11n-HT20 at Channel 2412MHz Ant 0 + 1	

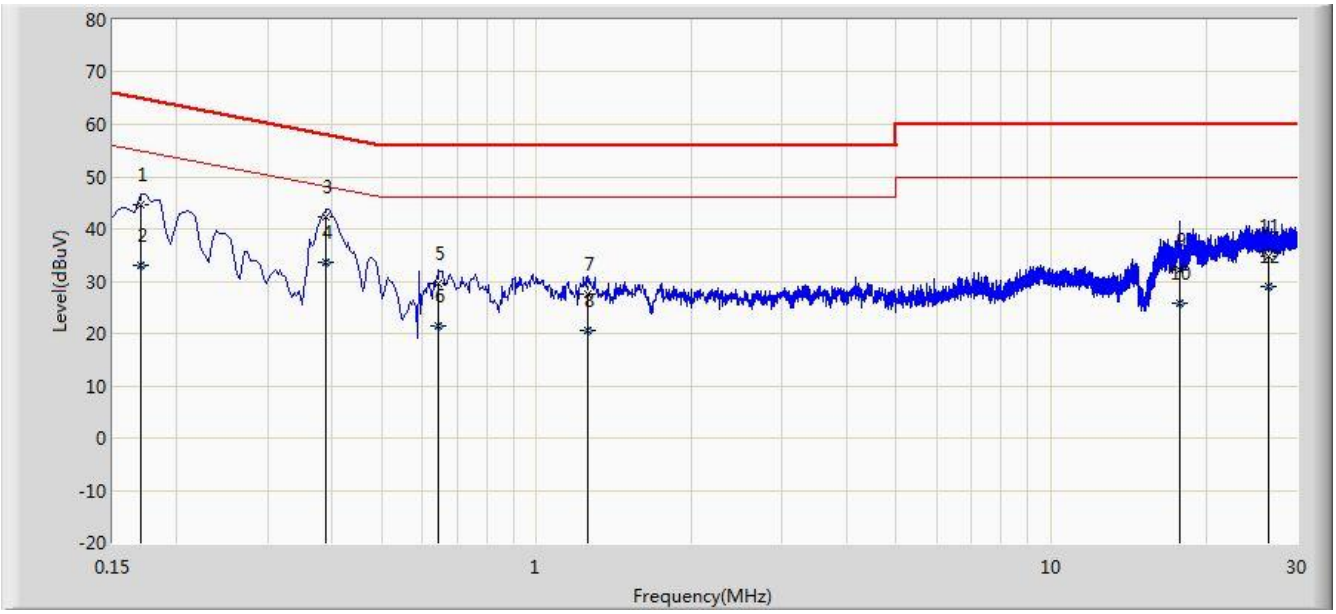

No	Flag	Mark	Frequency (MHz)	Measure Level (dBuV)	Reading Level (dBuV)	Margin (dB)	Limit (dBuV)	Factor (dB)	Type
1			0.170	44.727	34.649	-20.234	64.960	10.078	QP
2			0.170	33.003	22.925	-21.958	54.960	10.078	AV
3			0.390	42.360	32.283	-15.704	58.064	10.077	QP
4		*	0.390	33.678	23.601	-14.386	48.064	10.077	AV
5			0.646	29.521	19.431	-26.479	56.000	10.091	QP
6			0.646	21.347	11.256	-24.653	46.000	10.091	AV
7			1.254	27.395	17.496	-28.605	56.000	9.900	QP
8			1.254	20.561	10.662	-25.439	46.000	9.900	AV
9			17.790	32.188	22.095	-27.812	60.000	10.093	QP
10			17.790	25.765	15.671	-24.235	50.000	10.093	AV
11			26.426	34.737	24.494	-25.263	60.000	10.243	QP
12			26.426	29.056	18.814	-20.944	50.000	10.243	AV

Note: Measure Level (dBµV) = Reading Level (dBµV) + Factor (dB)

Factor (dB) = Cable Loss (dB) + LISN Factor (dB)

Site: SR2	Time: 2017/09/13 - 15:52
Limit: FCC_Part15.207_CE	Engineer: Kevin Ker
Probe: ENV216_101683_Filter On	Polarity: Neutral
EUT: ACCESS POINT	Power: AC 120V/60Hz
Worse Case Mode: Transmit by 802.11n-HT20 at Channel 2412MHz Ant 0 + 1	

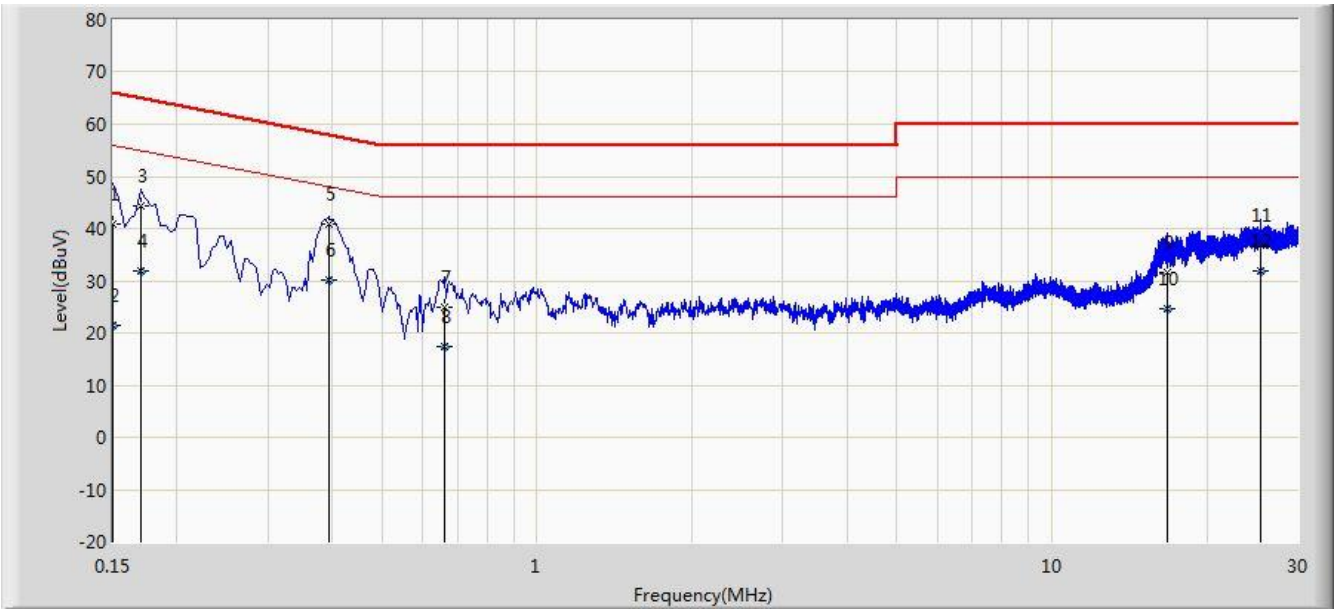

No	Flag	Mark	Frequency (MHz)	Measure Level (dBuV)	Reading Level (dBuV)	Margin (dB)	Limit (dBuV)	Factor (dB)	Type
1			0.150	40.809	29.667	-25.191	66.000	11.142	QP
2			0.150	21.455	10.313	-34.545	56.000	11.142	AV
3			0.170	44.252	34.188	-20.709	64.960	10.064	QP
4			0.170	31.751	21.687	-23.209	54.960	10.064	AV
5		*	0.394	40.818	30.710	-17.161	57.979	10.108	QP
6			0.394	30.031	19.924	-17.947	47.979	10.108	AV
7			0.662	24.865	14.768	-31.135	56.000	10.096	QP
8			0.662	17.247	7.151	-28.753	46.000	10.096	AV
9			16.702	31.708	21.594	-28.292	60.000	10.114	QP
10			16.702	24.656	14.541	-25.344	50.000	10.114	AV
11			25.426	36.912	26.589	-23.088	60.000	10.323	QP
12			25.426	31.779	21.456	-18.221	50.000	10.323	AV

Note: Measure Level (dBμV) = Reading Level (dBμV) + Factor (dB)

Factor (dB) = Cable Loss (dB) + LISN Factor (dB)