802.11n-HT40 Out-of-Band Emissions - Ant 0 / Ant 0 + 1

Channel 03 (2422MHz)

100kHz PSD reference Level

Low Band Edge

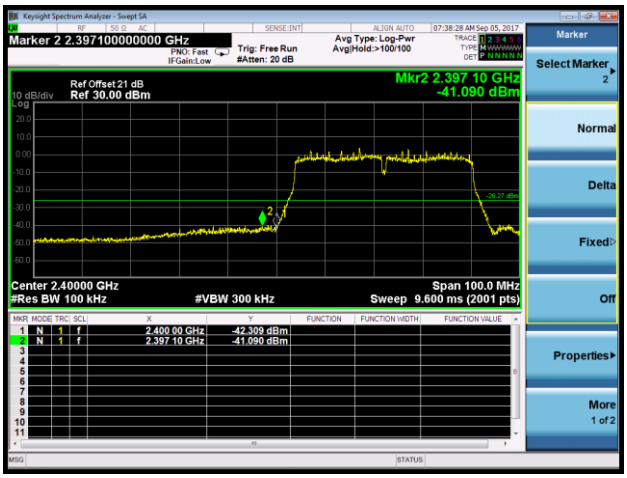

Spurious Emission

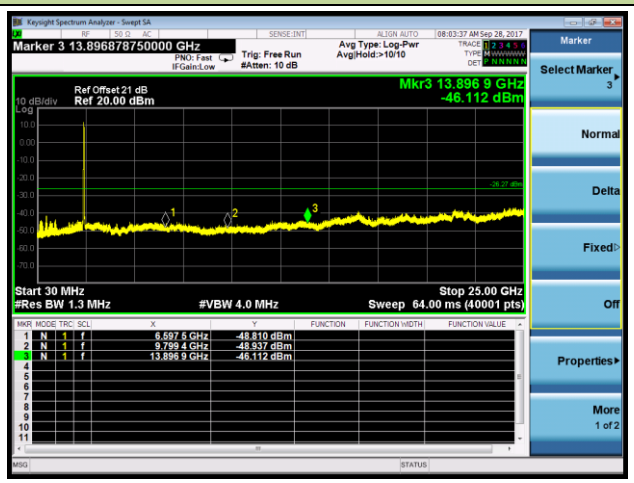

Note: The Value of the Display Line is -26.27dBm

Channel 06 (2437MHz)

100kHz PSD reference Level

Spurious Emission

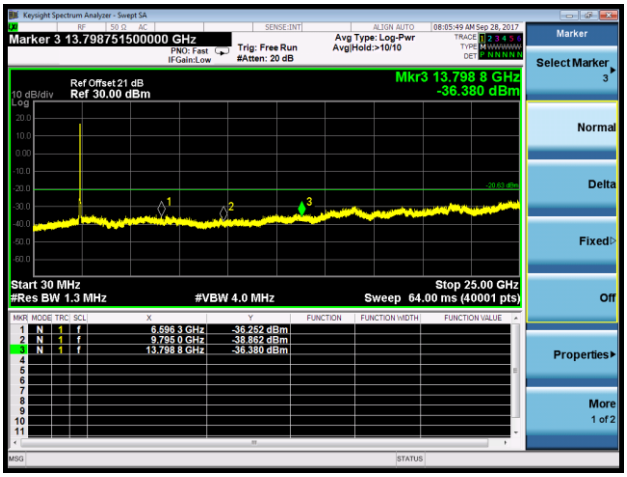

Note: The Value of the Display Line is -20.63dBm

802.11n-HT40 Out-of-Band Emissions - Ant 0 / Ant 0 + 1	
Channel 09 (2452MHz)	
100kHz PSD reference Level	High Band Edge
Spurious Emission	
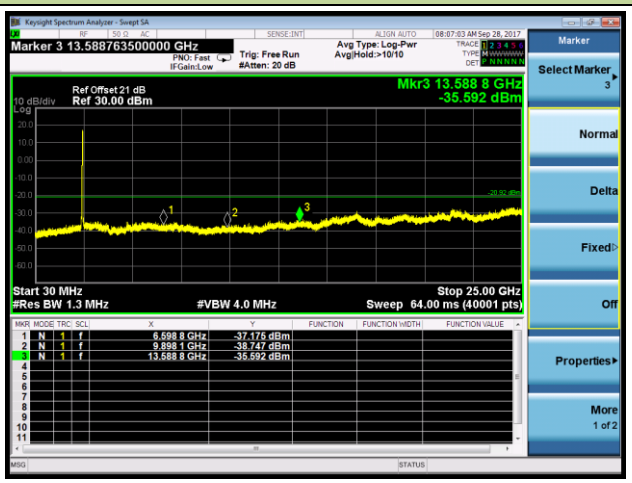	Note: The Value of the Display Line is -20.92dBm

5. Radiated Spurious Emission Measurement Test Result

Product	ACCESS POINT	Temperature	26°C
Test Engineer	Kevin Ker	Relative Humidity	56%
Test Site	AC1	Test Date	2017/09/02
Test Mode:	802.11b - Ant 0 + 1 (CDD Mode)	Test Channel:	01
Remark:	1. Average measurement was not performed if peak level lower than average limit. 2. Other frequency was 20dB below limit line within 1-18GHz, there is not show in the report.		

Mark	Frequency (MHz)	Reading Level (dBμV)	Factor (dB)	Measure Level (dBμV/m)	Limit (dBμV/m)	Margin (dB)	Detector	Polarization
	4740.0	35.9	3.6	39.5	74.0	-34.5	Peak	Horizontal
	7570.5	31.2	12.8	44.0	74.0	-30.0	Peak	Horizontal
*	9755.0	31.4	14.8	46.2	87.5	-41.3	Peak	Horizontal
*	13189.0	28.2	20.3	48.5	87.5	-39.0	Peak	Horizontal
	4791.0	35.1	3.7	38.8	74.0	-35.2	Peak	Vertical
	7485.5	31.4	12.8	44.2	74.0	-29.8	Peak	Vertical
*	10188.5	30.7	16.2	46.9	87.5	-40.6	Peak	Vertical
*	13741.5	28.0	22.0	50.0	87.5	-37.5	Peak	Vertical

Note 1: "*" is not in restricted band, its limit is 30dBc of the fundamental emission level (117.5dBμV/m) or 15.209 which is higher.

Note 2: Measure Level (dBμV/m) = Reading Level (dBμV) + Factor (dB)

Factor (dB) = Cable Loss (dB) + Antenna Factor (dB/m) - Pre_Amplifier Gain (dB)

Product	ACCESS POINT	Temperature	26°C
Test Engineer	Kevin Ker	Relative Humidity	56%
Test Site	AC1	Test Date	2017/09/02
Test Mode:	802.11b - Ant 0 + 1 (CDD Mode)	Test Channel:	06
Remark:	1. Average measurement was not performed if peak level lower than average limit. 2. Other frequency was 20dB below limit line within 1-18GHz, there is not show in the report.		

Mark	Frequency (MHz)	Reading Level (dBμV)	Factor (dB)	Measure Level (dBμV/m)	Limit (dBμV/m)	Margin (dB)	Detector	Polarization
	4748.5	35.6	3.7	39.3	74.0	-34.7	Peak	Horizontal
	7528.0	32.0	12.8	44.8	74.0	-29.2	Peak	Horizontal
*	9967.5	32.1	15.3	47.4	87.3	-39.9	Peak	Horizontal
*	13529.0	27.8	21.8	49.6	87.3	-37.7	Peak	Horizontal
	4825.0	35.6	3.7	39.3	74.0	-34.7	Peak	Vertical
	7562.0	31.4	12.8	44.2	74.0	-29.8	Peak	Vertical
*	10248.0	29.7	16.4	46.1	87.3	-41.2	Peak	Vertical
*	13588.5	28.1	21.8	49.9	87.3	-37.4	Peak	Vertical

Note 1: "*" is not in restricted band, its limit is 30dBc of the fundamental emission level (117.3dBμV/m) or 15.209 which is higher.

Note 2: Measure Level (dBμV/m) = Reading Level (dBμV) + Factor (dB)

Factor (dB) = Cable Loss (dB) + Antenna Factor (dB/m) - Pre_Amplifier Gain (dB)

Product	ACCESS POINT	Temperature	26°C
Test Engineer	Kevin Ker	Relative Humidity	56%
Test Site	AC1	Test Date	2017/09/02
Test Mode:	802.11b - Ant 0 + 1 (CDD Mode)	Test Channel:	11
Remark:	1. Average measurement was not performed if peak level lower than average limit. 2. Other frequency was 20dB below limit line within 1-18GHz, there is not show in the report.		

Mark	Frequency (MHz)	Reading Level (dBμV)	Factor (dB)	Measure Level (dBμV/m)	Limit (dBμV/m)	Margin (dB)	Detector	Polarization
	4884.5	34.6	3.7	38.3	74.0	-35.7	Peak	Horizontal
	7358.0	31.2	12.4	43.6	74.0	-30.4	Peak	Horizontal
*	10120.5	30.0	15.8	45.8	87.1	-41.3	Peak	Horizontal
*	13690.5	27.9	21.9	49.8	87.1	-37.3	Peak	Horizontal
	4757.0	35.4	3.7	39.1	74.0	-34.9	Peak	Vertical
	7264.5	30.6	12.3	42.9	74.0	-31.1	Peak	Vertical
*	10069.5	30.5	15.6	46.1	87.1	-41.0	Peak	Vertical
*	13690.5	27.8	21.9	49.7	87.1	-37.4	Peak	Vertical

Note 1: "*" is not in restricted band, its limit is 30dBc of the fundamental emission level (117.1dBμV/m) or 15.209 which is higher.

Note 2: Measure Level (dBμV/m) = Reading Level (dBμV) + Factor (dB)

Factor (dB) = Cable Loss (dB) + Antenna Factor (dB/m) - Pre_Amplifier Gain (dB)

Product	ACCESS POINT	Temperature	26°C
Test Engineer	Kevin Ker	Relative Humidity	56%
Test Site	AC1	Test Date	2017/09/02
Test Mode:	802.11g - Ant 0 + 1 (CDD Mode)	Test Channel:	01
Remark:	1. Average measurement was not performed if peak level lower than average limit. 2. Other frequency was 20dB below limit line within 1-18GHz, there is not show in the report.		

Mark	Frequency (MHz)	Reading Level (dBμV)	Factor (dB)	Measure Level (dBμV/m)	Limit (dBμV/m)	Margin (dB)	Detector	Polarization
	4910.0	34.6	3.7	38.3	74.0	-35.7	Peak	Horizontal
	7545.0	31.5	12.8	44.3	74.0	-29.7	Peak	Horizontal
*	10596.5	30.1	17.3	47.4	89.6	-42.2	Peak	Horizontal
*	13690.5	28.4	21.9	50.3	89.6	-39.3	Peak	Horizontal
	4723.0	35.4	3.6	39.0	74.0	-35.0	Peak	Vertical
	7545.0	31.0	12.8	43.8	74.0	-30.2	Peak	Vertical
*	9874.0	30.8	15.8	46.6	89.6	-43.0	Peak	Vertical
*	13911.5	28.0	22.4	50.4	89.6	-39.2	Peak	Vertical

Note 1: "*" is not in restricted band, its limit is 30dBc of the fundamental emission level (119.6dBμV/m) or 15.209 which is higher.

Note 2: Measure Level (dBμV/m) = Reading Level (dBμV) + Factor (dB)

Factor (dB) = Cable Loss (dB) + Antenna Factor (dB/m) - Pre_Amplifier Gain (dB)

Product	ACCESS POINT	Temperature	26°C
Test Engineer	Kevin Ker	Relative Humidity	56%
Test Site	AC1	Test Date	2017/09/02
Test Mode:	802.11g - Ant 0 + 1 (CDD Mode)	Test Channel:	06
Remark:	1. Average measurement was not performed if peak level lower than average limit. 2. Other frequency was 20dB below limit line within 1-18GHz, there is not show in the report.		

Mark	Frequency (MHz)	Reading Level (dBμV)	Factor (dB)	Measure Level (dBμV/m)	Limit (dBμV/m)	Margin (dB)	Detector	Polarization
	4757.0	35.0	3.7	38.7	74.0	-35.3	Peak	Horizontal
	7511.0	31.4	12.8	44.2	74.0	-29.8	Peak	Horizontal
*	9916.5	30.6	15.3	45.9	89.6	-43.7	Peak	Horizontal
*	14022.0	28.0	22.7	50.7	89.6	-38.9	Peak	Horizontal
	4748.5	35.1	3.7	38.8	74.0	-35.2	Peak	Vertical
	7528.0	31.4	12.8	44.2	74.0	-29.8	Peak	Vertical
*	10392.5	29.8	16.9	46.7	89.6	-42.9	Peak	Vertical
*	13690.5	27.7	21.9	49.6	89.6	-40.0	Peak	Vertical

Note 1: "*" is not in restricted band, its limit is 30dBc of the fundamental emission level (119.6dBμV/m) or 15.209 which is higher.

Note 2: Measure Level (dBμV/m) = Reading Level (dBμV) + Factor (dB)

Factor (dB) = Cable Loss (dB) + Antenna Factor (dB/m) - Pre_Amplifier Gain (dB)

Product	ACCESS POINT	Temperature	26°C
Test Engineer	Kevin Ker	Relative Humidity	56%
Test Site	AC1	Test Date	2017/09/02
Test Mode:	802.11g - Ant 0 + 1 (CDD Mode)	Test Channel:	11
Remark:	1. Average measurement was not performed if peak level lower than average limit. 2. Other frequency was 20dB below limit line within 1-18GHz, there is not show in the report.		

Mark	Frequency (MHz)	Reading Level (dBμV)	Factor (dB)	Measure Level (dBμV/m)	Limit (dBμV/m)	Margin (dB)	Detector	Polarization
	4816.5	35.4	3.7	39.1	74.0	-34.9	Peak	Horizontal
	7528.0	31.4	12.8	44.2	74.0	-29.8	Peak	Horizontal
*	10392.5	29.8	16.9	46.7	89.7	-43.0	Peak	Horizontal
*	13631.0	28.6	21.8	50.4	89.7	-39.3	Peak	Horizontal
	4714.5	35.6	3.6	39.2	74.0	-34.8	Peak	Vertical
	7366.5	31.4	12.5	43.9	74.0	-30.1	Peak	Vertical
*	10358.5	30.8	16.8	47.6	89.7	-42.1	Peak	Vertical
*	13529.0	28.0	21.8	49.8	89.7	-39.9	Peak	Vertical

Note 1: "*" is not in restricted band, its limit is 30dBc of the fundamental emission level (119.7dBμV/m) or 15.209 which is higher.

Note 2: Measure Level (dBμV/m) = Reading Level (dBμV) + Factor (dB)

Factor (dB) = Cable Loss (dB) + Antenna Factor (dB/m) - Pre_Amplifier Gain (dB)

Product	ACCESS POINT	Temperature	26°C
Test Engineer	Kevin Ker	Relative Humidity	56%
Test Site	AC1	Test Date	2017/09/02
Test Mode:	802.11n-HT20 - Ant 0 + 1 (CDD Mode)	Test Channel:	01
Remark:	1. Average measurement was not performed if peak level lower than average limit. 2. Other frequency was 20dB below limit line within 1-18GHz, there is not show in the report.		

Mark	Frequency (MHz)	Reading Level (dBμV)	Factor (dB)	Measure Level (dBμV/m)	Limit (dBμV/m)	Margin (dB)	Detector	Polarization
	4723.0	35.2	3.6	38.8	74.0	-35.2	Peak	Horizontal
	7570.5	31.1	12.8	43.9	74.0	-30.1	Peak	Horizontal
*	10350.0	29.7	16.8	46.5	90.0	-43.5	Peak	Horizontal
*	13818.0	27.7	22.1	49.8	90.0	-40.2	Peak	Horizontal
	4850.5	34.6	3.7	38.3	74.0	-35.7	Peak	Vertical
	7536.5	31.4	12.8	44.2	74.0	-29.8	Peak	Vertical
*	10350.0	30.1	16.8	46.9	90.0	-43.1	Peak	Vertical
*	13461.0	27.9	21.6	49.5	90.0	-40.5	Peak	Vertical

Note 1: "*" is not in restricted band, its limit is 30dBc of the fundamental emission level (120.0dBμV/m) or 15.209 which is higher.

Note 2: Measure Level (dBμV/m) = Reading Level (dBμV) + Factor (dB)

Factor (dB) = Cable Loss (dB) + Antenna Factor (dB/m) - Pre_Amplifier Gain (dB)

Product	ACCESS POINT	Temperature	26°C
Test Engineer	Kevin Ker	Relative Humidity	56%
Test Site	AC1	Test Date	2017/09/02
Test Mode:	802.11n-HT20 - Ant 0 + 1 (CDD Mode)	Test Channel:	06
Remark:	1. Average measurement was not performed if peak level lower than average limit. 2. Other frequency was 20dB below limit line within 1-18GHz, there is not show in the report.		

Mark	Frequency (MHz)	Reading Level (dBμV)	Factor (dB)	Measure Level (dBμV/m)	Limit (dBμV/m)	Margin (dB)	Detector	Polarization
	4723.0	34.6	3.6	38.2	74.0	-35.8	Peak	Horizontal
	7315.5	31.0	12.3	43.3	74.0	-30.7	Peak	Horizontal
*	10290.5	29.2	16.6	45.8	90.4	-44.6	Peak	Horizontal
*	13588.5	27.8	21.8	49.6	90.4	-40.8	Peak	Horizontal
	4816.5	34.1	3.7	37.8	74.0	-36.2	Peak	Vertical
	7494.0	30.2	12.8	43.0	74.0	-31.0	Peak	Vertical
*	10018.5	30.4	15.4	45.8	90.4	-44.6	Peak	Vertical
*	13461.0	27.7	21.6	49.3	90.4	-41.1	Peak	Vertical

Note 1: "*" is not in restricted band, its limit is 30dBc of the fundamental emission level (120.4dBμV/m) or 15.209 which is higher.

Note 2: Measure Level (dBμV/m) = Reading Level (dBμV) + Factor (dB)

Factor (dB) = Cable Loss (dB) + Antenna Factor (dB/m) - Pre_Amplifier Gain (dB)

Product	ACCESS POINT	Temperature	26°C
Test Engineer	Kevin Ker	Relative Humidity	56%
Test Site	AC1	Test Date	2017/09/02
Test Mode:	802.11n-HT20 - Ant 0 + 1 (CDD Mode)	Test Channel:	11
Remark:	1. Average measurement was not performed if peak level lower than average limit. 2. Other frequency was 20dB below limit line within 1-18GHz, there is not show in the report.		

Mark	Frequency (MHz)	Reading Level (dBμV)	Factor (dB)	Measure Level (dBμV/m)	Limit (dBμV/m)	Margin (dB)	Detector	Polarization
	4697.5	34.4	3.6	38.0	74.0	-36.0	Peak	Horizontal
	7307.0	31.2	12.3	43.5	74.0	-30.5	Peak	Horizontal
*	10358.5	29.4	16.8	46.2	90.8	-44.6	Peak	Horizontal
*	13673.5	27.6	21.9	49.5	90.8	-41.3	Peak	Horizontal
	4757.0	34.8	3.7	38.5	74.0	-35.5	Peak	Vertical
	7468.5	30.8	12.8	43.6	74.0	-30.4	Peak	Vertical
*	10511.5	30.3	17.2	47.5	90.8	-43.3	Peak	Vertical
*	13605.5	28.0	21.8	49.8	90.8	-41.0	Peak	Vertical

Note 1: "*" is not in restricted band, its limit is 30dBc of the fundamental emission level (120.8dBμV/m) or 15.209 which is higher.

Note 2: Measure Level (dBμV/m) = Reading Level (dBμV) + Factor (dB)

Factor (dB) = Cable Loss (dB) + Antenna Factor (dB/m) - Pre_Amplifier Gain (dB)

Product	ACCESS POINT	Temperature	26°C
Test Engineer	Kevin Ker	Relative Humidity	56%
Test Site	AC1	Test Date	2017/09/02
Test Mode:	802.11n-HT40 - Ant 0 + 1 (CDD Mode)	Test Channel:	03
Remark:	1. Average measurement was not performed if peak level lower than average limit. 2. Other frequency was 20dB below limit line within 1-18GHz, there is not show in the report.		

Mark	Frequency (MHz)	Reading Level (dBμV)	Factor (dB)	Measure Level (dBμV/m)	Limit (dBμV/m)	Margin (dB)	Detector	Polarization
	4774.0	34.4	3.7	38.1	74.0	-35.9	Peak	Horizontal
	7545.0	30.6	12.8	43.4	74.0	-30.6	Peak	Horizontal
*	10392.5	29.9	16.9	46.8	81.6	-34.8	Peak	Horizontal
*	14081.5	27.3	22.8	50.1	81.6	-31.5	Peak	Horizontal
	4740.0	34.3	3.6	37.9	74.0	-36.1	Peak	Vertical
	7562.0	30.9	12.8	43.7	74.0	-30.3	Peak	Vertical
*	10350.0	29.1	16.8	45.9	81.6	-35.7	Peak	Vertical
*	13852.0	27.9	22.3	50.2	81.6	-31.4	Peak	Vertical

Note 1: "*" is not in restricted band, its limit is 30dBc of the fundamental emission level (111.6dBμV/m) or 15.209 which is higher.

Note 2: Measure Level (dBμV/m) = Reading Level (dBμV) + Factor (dB)

Factor (dB) = Cable Loss (dB) + Antenna Factor (dB/m) - Pre_Amplifier Gain (dB)

Product	ACCESS POINT	Temperature	26°C
Test Engineer	Kevin Ker	Relative Humidity	56%
Test Site	AC1	Test Date	2017/09/02
Test Mode:	802.11n-HT40 - Ant 0 + 1 (CDD Mode)	Test Channel:	06
Remark:	1. Average measurement was not performed if peak level lower than average limit. 2. Other frequency was 20dB below limit line within 1-18GHz, there is not show in the report.		

Mark	Frequency (MHz)	Reading Level (dBμV)	Factor (dB)	Measure Level (dBμV/m)	Limit (dBμV/m)	Margin (dB)	Detector	Polarization
	4731.5	34.4	3.6	38.0	74.0	-36.0	Peak	Horizontal
	7468.5	31.1	12.8	43.9	74.0	-30.1	Peak	Horizontal
*	10367.0	30.0	16.8	46.8	83.8	-37.0	Peak	Horizontal
*	13971.0	26.9	22.6	49.5	83.8	-34.3	Peak	Horizontal
	4825.0	34.6	3.7	38.3	74.0	-35.7	Peak	Vertical
	7273.0	31.3	12.3	43.6	74.0	-30.4	Peak	Vertical
*	10367.0	29.3	16.8	46.1	83.8	-37.7	Peak	Vertical
*	14056.0	27.7	22.7	50.4	83.8	-33.4	Peak	Vertical

Note 1: "*" is not in restricted band, its limit is 30dBc of the fundamental emission level (113.8dBμV/m) or 15.209 which is higher.

Note 2: Measure Level (dBμV/m) = Reading Level (dBμV) + Factor (dB)

Factor (dB) = Cable Loss (dB) + Antenna Factor (dB/m) - Pre_Amplifier Gain (dB)

Product	ACCESS POINT	Temperature	26°C
Test Engineer	Kevin Ker	Relative Humidity	56%
Test Site	AC1	Test Date	2017/09/02
Test Mode:	802.11n-HT40 - Ant 0 + 1 (CDD Mode)	Test Channel:	09
Remark:	1. Average measurement was not performed if peak level lower than average limit. 2. Other frequency was 20dB below limit line within 1-18GHz, there is not show in the report.		

Mark	Frequency (MHz)	Reading Level (dBμV)	Factor (dB)	Measure Level (dBμV/m)	Limit (dBμV/m)	Margin (dB)	Detector	Polarization
	4833.5	34.6	3.7	38.3	74.0	-35.7	Peak	Horizontal
	7477.0	30.3	12.8	43.1	74.0	-30.9	Peak	Horizontal
*	10426.5	30.1	17.0	47.1	86.6	-39.5	Peak	Horizontal
*	13869.0	27.7	22.3	50.0	86.6	-36.6	Peak	Horizontal
	4825.0	35.2	3.7	38.9	74.0	-35.1	Peak	Vertical
	7536.5	30.3	12.8	43.1	74.0	-30.9	Peak	Vertical
*	10545.5	29.9	17.2	47.1	86.6	-39.5	Peak	Vertical
*	13775.5	27.5	22.1	49.6	86.6	-37.0	Peak	Vertical

Note 1: "*" is not in restricted band, its limit is 30dBc of the fundamental emission level (116.6dBμV/m) or 15.209 which is higher.

Note 2: Measure Level (dBμV/m) = Reading Level (dBμV) + Factor (dB)

Factor (dB) = Cable Loss (dB) + Antenna Factor (dB/m) - Pre_Amplifier Gain (dB)

Product	ACCESS POINT	Temperature	26°C
Test Engineer	Kevin Ker	Relative Humidity	56%
Test Site	AC1	Test Date	2017/09/02
Test Mode:	802.11n-HT20 - Ant 0 + 1 (Beam-Forming Mode)	Test Channel:	01
Remark:	1. Average measurement was not performed if peak level lower than average limit. 2. Other frequency was 20dB below limit line within 1-18GHz, there is not show in the report.		

Mark	Frequency (MHz)	Reading Level (dBμV)	Factor (dB)	Measure Level (dBμV/m)	Limit (dBμV/m)	Margin (dB)	Detector	Polarization
	7511.0	31.5	12.8	44.3	74.0	-29.7	Peak	Horizontal
	8429.0	28.4	12.4	40.8	74.0	-33.2	Peak	Horizontal
*	9874.0	30.0	15.8	45.8	84.1	-38.3	Peak	Horizontal
*	12840.5	26.2	19.2	45.4	84.1	-38.7	Peak	Horizontal
	7443.0	29.3	12.7	42.0	74.0	-32.0	Peak	Vertical
	8208.0	30.2	11.9	42.1	74.0	-31.9	Peak	Vertical
*	9865.5	29.1	16.0	45.1	84.1	-39.0	Peak	Vertical
*	12721.5	26.3	18.8	45.1	84.1	-39.0	Peak	Vertical

Note 1: "*" is not in restricted band, its limit is 30dBc of the fundamental emission level (114.1dBμV/m) or 15.209 which is higher.

Note 2: Measure Level (dBμV/m) = Reading Level (dBμV) + Factor (dB)

Factor (dB) = Cable Loss (dB) + Antenna Factor (dB/m) - Pre_Amplifier Gain (dB)

Product	ACCESS POINT	Temperature	26°C
Test Engineer	Kevin Ker	Relative Humidity	56%
Test Site	AC1	Test Date	2017/09/02
Test Mode:	802.11n-HT20 - Ant 0 + 1 (Beam-Forming Mode)	Test Channel:	06
Remark:	1. Average measurement was not performed if peak level lower than average limit. 2. Other frequency was 20dB below limit line within 1-18GHz, there is not show in the report.		

Mark	Frequency (MHz)	Reading Level (dBμV)	Factor (dB)	Measure Level (dBμV/m)	Limit (dBμV/m)	Margin (dB)	Detector	Polarization
	7477.0	29.2	12.8	42.0	74.0	-32.0	Peak	Horizontal
	8276.0	30.2	11.9	42.1	74.0	-31.9	Peak	Horizontal
*	10001.5	28.7	15.4	44.1	83.1	-39.0	Peak	Horizontal
*	12721.5	26.3	18.8	45.1	83.1	-38.0	Peak	Horizontal
	7477.0	29.2	12.8	42.0	74.0	-32.0	Peak	Vertical
	8429.0	29.1	12.4	41.5	74.0	-32.5	Peak	Vertical
*	10044.0	28.6	15.5	44.1	83.1	-39.0	Peak	Vertical
*	12730.0	27.4	18.8	46.2	83.1	-36.9	Peak	Vertical

Note 1: "*" is not in restricted band, its limit is 30dBc of the fundamental emission level (113.1dBμV/m) or 15.209 which is higher.

Note 2: Measure Level (dBμV/m) = Reading Level (dBμV) + Factor (dB)

Factor (dB) = Cable Loss (dB) + Antenna Factor (dB/m) - Pre_Amplifier Gain (dB)

Product	ACCESS POINT	Temperature	26°C
Test Engineer	Kevin Ker	Relative Humidity	56%
Test Site	AC1	Test Date	2017/09/02
Test Mode:	802.11n-HT20 - Ant 0 + 1 (Beam-Forming Mode)	Test Channel:	11
Remark:	1. Average measurement was not performed if peak level lower than average limit. 2. Other frequency was 20dB below limit line within 1-18GHz, there is not show in the report.		

Mark	Frequency (MHz)	Reading Level (dBμV)	Factor (dB)	Measure Level (dBμV/m)	Limit (dBμV/m)	Margin (dB)	Detector	Polarization
	7477.0	29.4	12.8	42.2	74.0	-31.8	Peak	Horizontal
	8276.0	29.9	11.9	41.8	74.0	-32.2	Peak	Horizontal
*	9933.5	28.3	15.3	43.6	81.7	-38.1	Peak	Horizontal
*	12730.0	27.4	18.8	46.2	81.7	-35.5	Peak	Horizontal
	7477.0	29.4	12.8	42.2	74.0	-31.8	Peak	Vertical
	8199.5	29.1	12.0	41.1	74.0	-32.9	Peak	Vertical
*	9729.5	28.9	14.7	43.6	81.7	-38.1	Peak	Vertical
*	12857.5	26.3	19.3	45.6	81.7	-36.1	Peak	Vertical

Note 1: "*" is not in restricted band, its limit is 30dBc of the fundamental emission level (111.7dBμV/m) or 15.209 which is higher.

Note 2: Measure Level (dBμV/m) = Reading Level (dBμV) + Factor (dB)

Factor (dB) = Cable Loss (dB) + Antenna Factor (dB/m) - Pre_Amplifier Gain (dB)

Product	ACCESS POINT	Temperature	26°C
Test Engineer	Kevin Ker	Relative Humidity	56%
Test Site	AC1	Test Date	2017/09/02
Test Mode:	802.11n-HT40 - Ant 0 + 1 (Beam-Forming Mode)	Test Channel:	03
Remark:	1. Average measurement was not performed if peak level lower than average limit. 2. Other frequency was 20dB below limit line within 1-18GHz, there is not show in the report.		

Mark	Frequency (MHz)	Reading Level (dBμV)	Factor (dB)	Measure Level (dBμV/m)	Limit (dBμV/m)	Margin (dB)	Detector	Polarization
	7519.5	30.1	12.8	42.9	74.0	-31.1	Peak	Horizontal
	8310.0	29.9	11.9	41.8	74.0	-32.2	Peak	Horizontal
*	9848.5	27.8	16.1	43.9	82.0	-38.1	Peak	Horizontal
*	12857.5	26.3	19.3	45.6	82.0	-36.4	Peak	Horizontal
	7519.5	30.1	12.8	42.9	74.0	-31.1	Peak	Vertical
	8276.0	28.5	11.9	40.4	74.0	-33.6	Peak	Vertical
*	9908.0	27.3	15.3	42.6	82.0	-39.4	Peak	Vertical
*	12925.5	26.1	19.6	45.7	82.0	-36.3	Peak	Vertical

Note 1: "*" is not in restricted band, its limit is 30dBc of the fundamental emission level (112.0dBμV/m) or 15.209 which is higher.

Note 2: Measure Level (dBμV/m) = Reading Level (dBμV) + Factor (dB)

Factor (dB) = Cable Loss (dB) + Antenna Factor (dB/m) - Pre_Amplifier Gain (dB)

Product	ACCESS POINT	Temperature	26°C
Test Engineer	Kevin Ker	Relative Humidity	56%
Test Site	AC1	Test Date	2017/09/02
Test Mode:	802.11n-HT40 - Ant 0 + 1 (Beam-Forming Mode)	Test Channel:	06
Remark:	1. Average measurement was not performed if peak level lower than average limit. 2. Other frequency was 20dB below limit line within 1-18GHz, there is not show in the report.		

Mark	Frequency (MHz)	Reading Level (dBμV)	Factor (dB)	Measure Level (dBμV/m)	Limit (dBμV/m)	Margin (dB)	Detector	Polarization
	7375.0	28.2	12.5	40.7	74.0	-33.3	Peak	Horizontal
	8242.0	28.4	11.9	40.3	74.0	-33.7	Peak	Horizontal
*	10103.5	27.9	15.7	43.6	82.5	-38.9	Peak	Horizontal
*	12925.5	26.1	19.6	45.7	82.5	-36.8	Peak	Horizontal
	7375.0	28.2	12.5	40.7	74.0	-33.3	Peak	Vertical
	8250.5	28.8	11.9	40.7	74.0	-33.3	Peak	Vertical
*	10035.5	27.6	15.5	43.1	82.5	-39.4	Peak	Vertical
*	13214.5	25.9	20.4	46.3	82.5	-36.2	Peak	Vertical

Note 1: "*" is not in restricted band, its limit is 30dBc of the fundamental emission level (112.5dBμV/m) or 15.209 which is higher.

Note 2: Measure Level (dBμV/m) = Reading Level (dBμV) + Factor (dB)

Factor (dB) = Cable Loss (dB) + Antenna Factor (dB/m) - Pre_Amplifier Gain (dB)

Product	ACCESS POINT	Temperature	26°C
Test Engineer	Kevin Ker	Relative Humidity	56%
Test Site	AC1	Test Date	2017/09/02
Test Mode:	802.11n-HT40 - Ant 0 + 1 (Beam-Forming Mode)	Test Channel:	09
Remark:	1. Average measurement was not performed if peak level lower than average limit. 2. Other frequency was 20dB below limit line within 1-18GHz, there is not show in the report.		

Mark	Frequency (MHz)	Reading Level (dBμV)	Factor (dB)	Measure Level (dBμV/m)	Limit (dBμV/m)	Margin (dB)	Detector	Polarization
	7536.5	30.6	12.8	43.4	74.0	-30.6	Peak	Horizontal
	8293.0	29.8	11.9	41.7	74.0	-32.3	Peak	Horizontal
*	10248.0	28.6	16.4	45.0	83.1	-38.1	Peak	Horizontal
*	13214.5	25.9	20.4	46.3	83.1	-36.8	Peak	Horizontal
	7536.5	30.6	12.8	43.4	74.0	-30.6	Peak	Vertical
	8437.5	30.9	12.4	43.3	74.0	-30.7	Peak	Vertical
*	9976.0	30.8	15.3	46.1	83.1	-37.0	Peak	Vertical
*	12840.5	28.1	19.2	47.3	83.1	-35.8	Peak	Vertical

Note 1: "*" is not in restricted band, its limit is 30dBc of the fundamental emission level (113.1dBμV/m) or 15.209 which is higher.

Note 2: Measure Level (dBμV/m) = Reading Level (dBμV) + Factor (dB)

Factor (dB) = Cable Loss (dB) + Antenna Factor (dB/m) - Pre_Amplifier Gain (dB)

The Worst Case of Radiated Emission below 1GHz:

Site: AC1	Time: 2017/09/07 - 22:49
Limit: FCC_Part15.209_RE(3m)	Engineer: Kevin Ker
Probe: VULB 9168_20-2000MHz	Polarity: Horizontal
EUT: ACCESS POINT	Power: AC 120V/60Hz
Note: There is the worst case within frequency range 30MHz~1GHz.	

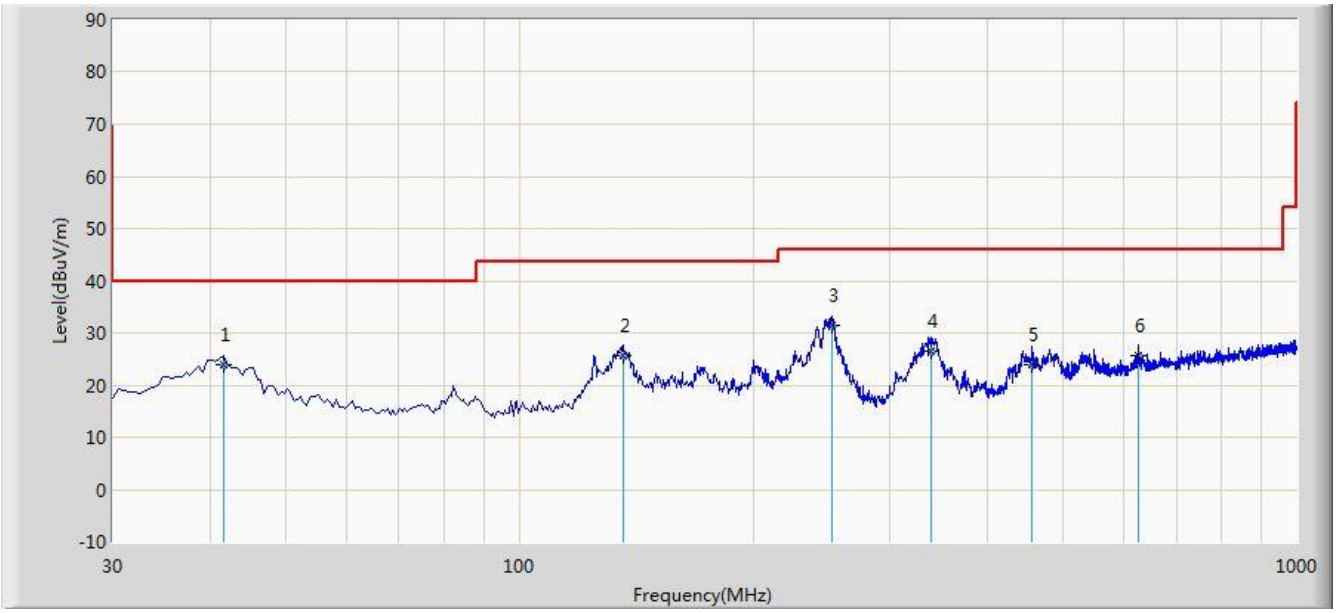

No	Flag	Mark	Frequency (MHz)	Measure Level (dBuV/m)	Reading Level (dBuV)	Margin (dB)	Limit (dBuV/m)	Factor (dB)	Type
1			41.640	23.928	9.740	-16.072	40.000	14.188	QP
2			136.215	25.717	15.950	-17.783	43.500	9.767	QP
3		*	252.615	31.490	17.580	-14.510	46.000	13.910	QP
4			338.845	26.478	10.640	-19.522	46.000	15.839	QP
5			456.800	23.922	6.150	-22.078	46.000	17.772	QP
6			625.095	25.746	5.120	-20.254	46.000	20.626	QP

Note 1: Measure Level (dBμV/m) = Reading Level (dBμV) + Factor (dB)

Factor (dB) = Cable Loss (dB) + Antenna Factor (dB/m)

Note 2: The test trace is same as the ambient noise and the amplitude of the emissions are attenuated more than 20dB below the permissible (the test frequency range: 9kHz ~ 30MHz, 18GHz ~ 25GHz), therefore no data appear in the report.

Site: AC1	Time: 2017/09/07 - 22:54
Limit: FCC_Part15.209_RE(3m)	Engineer: Kevin Ker
Probe: VULB 9168_20-2000MHz	Polarity: Vertical
EUT: ACCESS POINT	Power: AC 120V/60Hz
Note: There is the worst case within frequency range 30MHz~1GHz.	

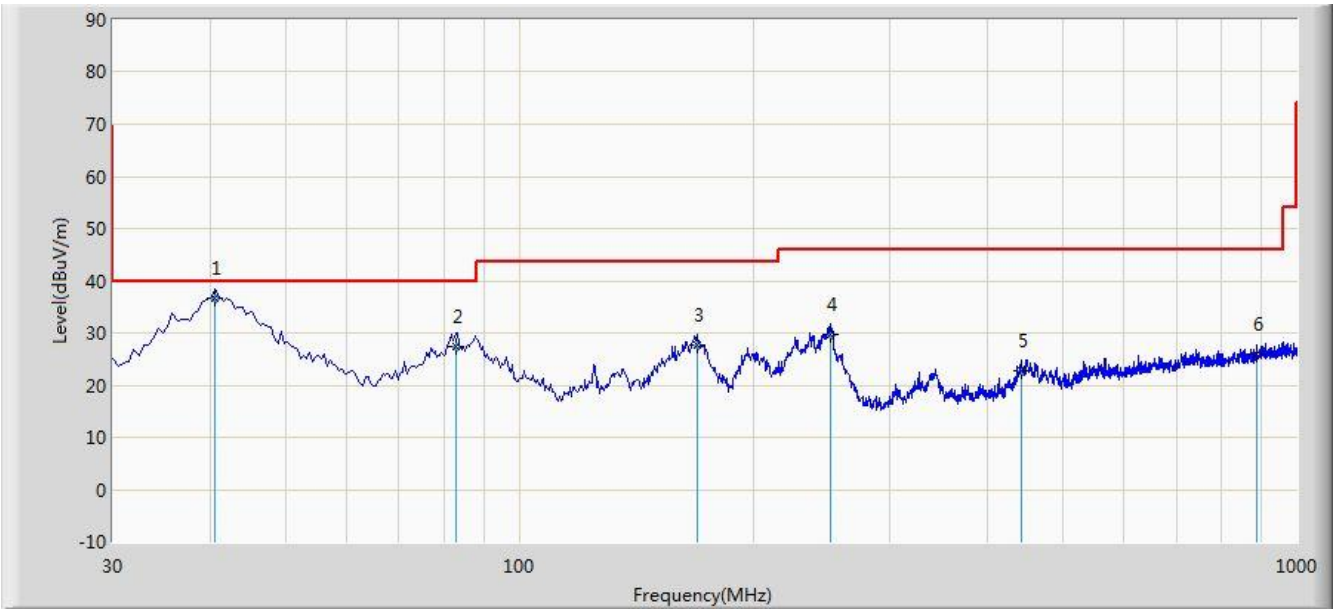

No	Flag	Mark	Frequency (MHz)	Measure Level (dBuV/m)	Reading Level (dBuV)	Margin (dB)	Limit (dBuV/m)	Factor (dB)	Type
1		*	40.670	36.652	22.650	-3.348	40.000	14.002	QP
2			82.865	27.465	17.620	-12.535	40.000	9.845	QP
3			169.195	27.609	17.260	-15.891	43.500	10.350	QP
4			251.160	29.614	15.740	-16.386	46.000	13.875	QP
5			442.250	22.747	5.220	-23.253	46.000	17.527	QP
6			886.995	25.923	1.600	-20.077	46.000	24.323	QP

Note 1: Measure Level (dBμV/m) = Reading Level (dBμV) + Factor (dB)

Factor (dB) = Cable Loss (dB) + Antenna Factor (dB/m)

Note 2: The test trace is same as the ambient noise and the amplitude of the emissions are attenuated more than 20dB below the permissible (the test frequency range: 9kHz ~ 30MHz, 18GHz ~ 25GHz), therefore no data appear in the report.

6. Radiated Restricted Band Edge Measurement Test Result

Site: AC1	Time: 2017/09/02 - 14:24
Limit: FCC_Part15.209_RE(3m)	Engineer: Kevin Ker
Probe: BBHA9120D_1GHz_18GHz	Polarity: Horizontal
EUT: ACCESS POINT	Power: POE (DC 57V)
Test Mode: Transmit by 802.11b at Channel 2412MHz Ant 0 + 1 (CDD Mode)	

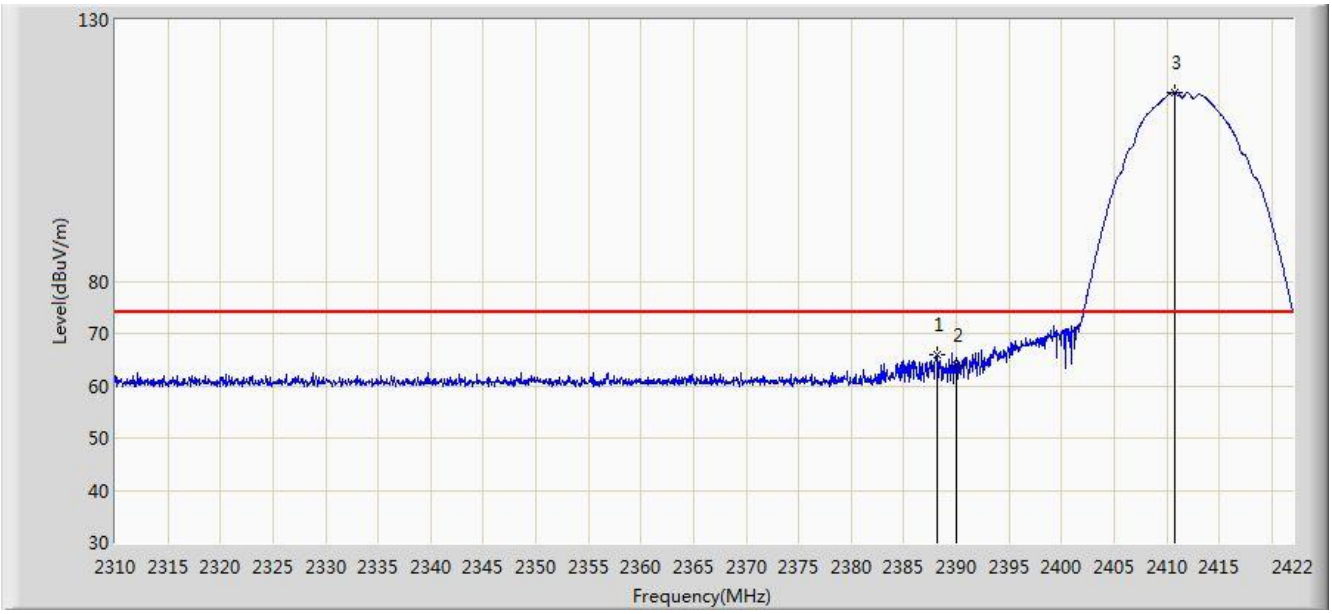

No	Flag	Mark	Frequency (MHz)	Measure Level (dBuV/m)	Reading Level (dBuV)	Over Limit (dB)	Limit (dBuV/m)	Factor (dB)	Type
1			2388.120	65.870	33.313	-8.130	74.000	32.557	PK
2			2390.000	63.851	31.297	-10.149	74.000	32.554	PK
3		*	2410.800	116.203	83.676	N/A	N/A	32.527	PK

Note: Measure Level (dBµV/m) = Reading Level (dBµV) + Factor (dB)

Factor (dB) = Cable Loss (dB) + Antenna Factor (dB/m)

Site: AC1	Time: 2017/09/02 - 14:51
Limit: FCC_Part15.209_RE(3m)	Engineer: Kevin Ker
Probe: BBHA9120D_1GHz_18GHz	Polarity: Horizontal
EUT: ACCESS POINT	Power: POE (DC 57V)
Test Mode: Transmit by 802.11b at Channel 2412MHz Ant 0 + 1 (CDD Mode)	

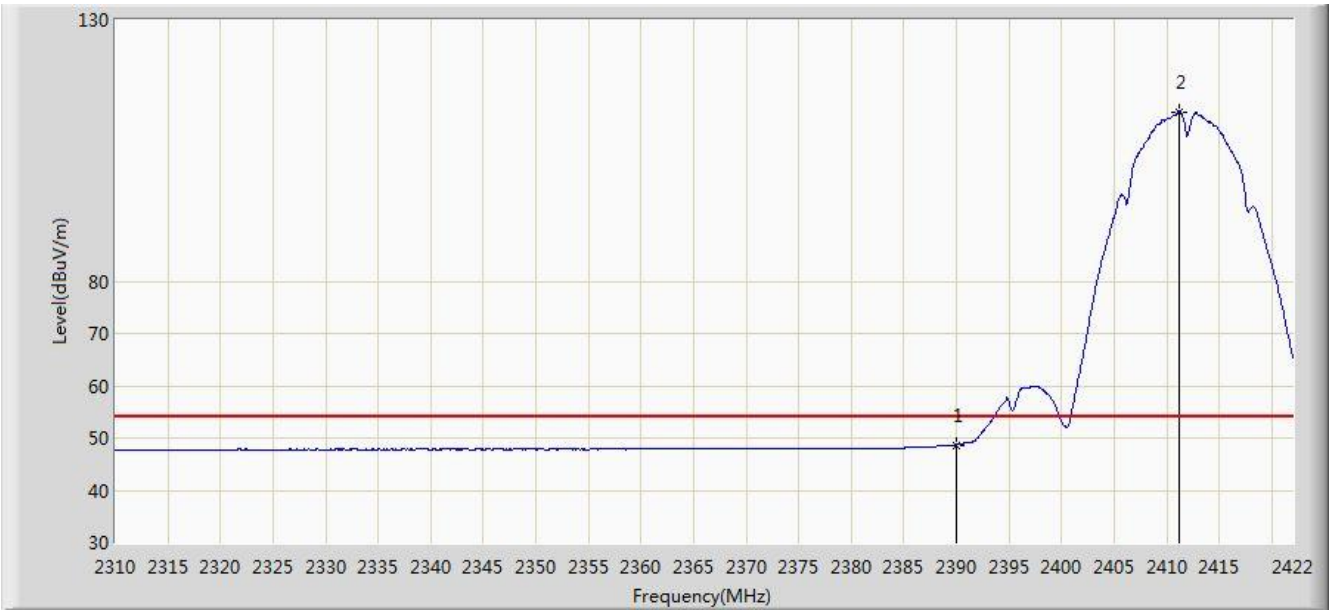

No	Flag	Mark	Frequency (MHz)	Measure Level (dBuV/m)	Reading Level (dBuV)	Over Limit (dB)	Limit (dBuV/m)	Factor (dB)	Type
1			2390.000	48.694	16.140	-5.306	54.000	32.554	AV
2		*	2411.136	112.461	79.934	N/A	N/A	32.527	AV

Note: Measure Level (dBµV/m) = Reading Level (dBµV) + Factor (dB)

Factor (dB) = Cable Loss (dB) + Antenna Factor (dB/m)

Site: AC1	Time: 2017/09/02 - 14:51
Limit: FCC_Part15.209_RE(3m)	Engineer: Kevin Ker
Probe: BBHA9120D_1GHz_18GHz	Polarity: Vertical
EUT: ACCESS POINT	Power: POE (DC 57V)
Test Mode: Transmit by 802.11b at Channel 2412MHz Ant 0 + 1 (CDD Mode)	

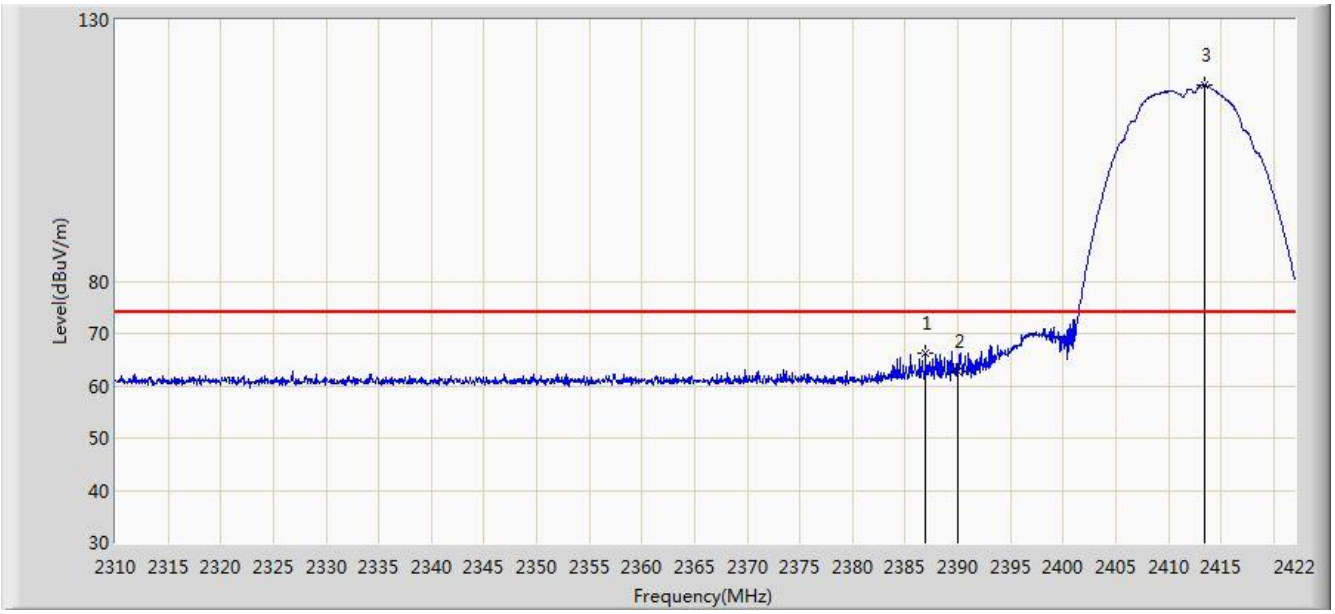

No	Flag	Mark	Frequency (MHz)	Measure Level (dBuV/m)	Reading Level (dBuV)	Over Limit (dB)	Limit (dBuV/m)	Factor (dB)	Type
1			2386.944	66.250	33.691	-7.750	74.000	32.558	PK
2			2390.000	62.628	30.074	-11.372	74.000	32.554	PK
3		*	2413.432	117.465	84.941	N/A	N/A	32.524	PK

Note: Measure Level (dBµV/m) = Reading Level (dBµV) + Factor (dB)

Factor (dB) = Cable Loss (dB) + Antenna Factor (dB/m)

Site: AC1	Time: 2017/09/02 - 14:53
Limit: FCC_Part15.209_RE(3m)	Engineer: Kevin Ker
Probe: BBHA9120D_1GHz_18GHz	Polarity: Vertical
EUT: ACCESS POINT	Power: POE (DC 57V)
Test Mode: Transmit by 802.11b at Channel 2412MHz Ant 0 + 1 (CDD Mode)	

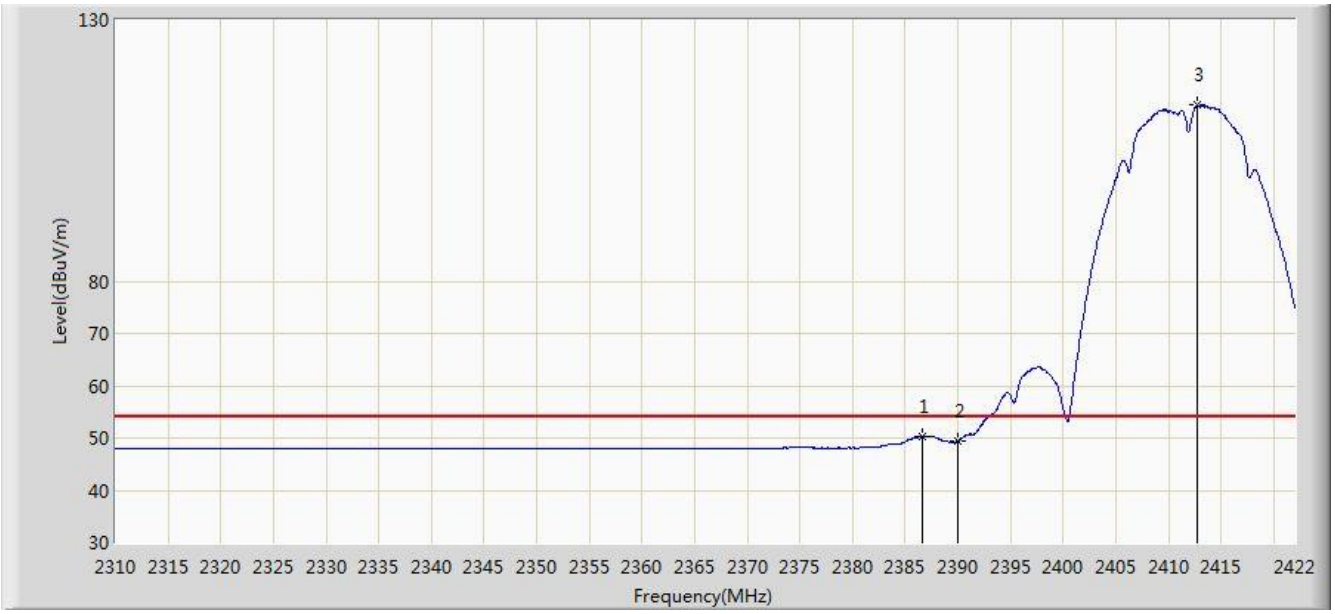

No	Flag	Mark	Frequency (MHz)	Measure Level (dBuV/m)	Reading Level (dBuV)	Over Limit (dB)	Limit (dBuV/m)	Factor (dB)	Type
1			2386.608	50.377	17.818	-3.623	54.000	32.559	AV
2			2390.000	49.421	16.867	-4.579	54.000	32.554	AV
3		*	2412.704	113.717	81.192	N/A	N/A	32.525	AV

Note: Measure Level (dBµV/m) = Reading Level (dBµV) + Factor (dB)

Factor (dB) = Cable Loss (dB) + Antenna Factor (dB/m)

Site: AC1	Time: 2017/09/02 - 14:55
Limit: FCC_Part15.209_RE(3m)	Engineer: Kevin Ker
Probe: BBHA9120D_1GHz_18GHz	Polarity: Horizontal
EUT: ACCESS POINT	Power: POE (DC 57V)
Test Mode: Transmit by 802.11b at Channel 2462MHz Ant 0 + 1 (CDD Mode)	

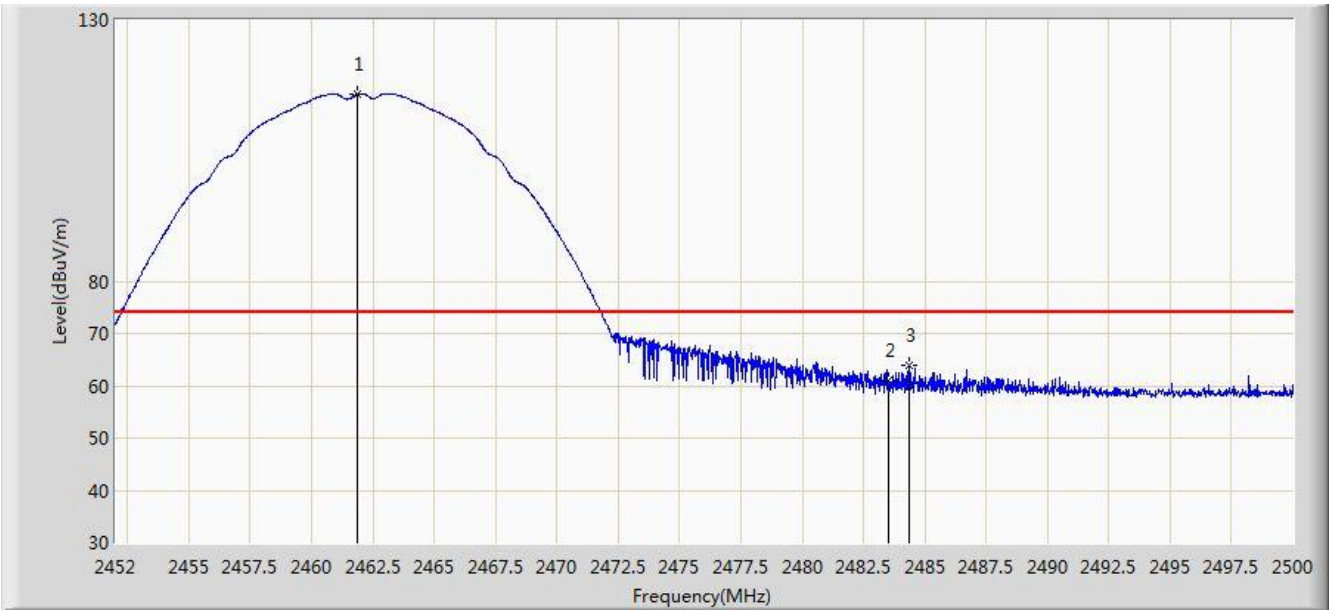

No	Flag	Mark	Frequency (MHz)	Measure Level (dBuV/m)	Reading Level (dBuV)	Over Limit (dB)	Limit (dBuV/m)	Factor (dB)	Type
1		*	2461.888	115.871	83.355	N/A	N/A	32.516	PK
2			2483.500	60.956	28.375	-13.044	74.000	32.580	PK
3			2484.376	64.010	31.427	-9.990	74.000	32.583	PK

Note: Measure Level (dBµV/m) = Reading Level (dBµV) + Factor (dB)

Factor (dB) = Cable Loss (dB) + Antenna Factor (dB/m)

Site: AC1	Time: 2017/09/02 - 14:57
Limit: FCC_Part15.209_RE(3m)	Engineer: Kevin Ker
Probe: BBHA9120D_1GHz_18GHz	Polarity: Horizontal
EUT: ACCESS POINT	Power: POE (DC 57V)
Test Mode: Transmit by 802.11b at Channel 2462MHz Ant 0 + 1 (CDD Mode)	

No	Flag	Mark	Frequency (MHz)	Measure Level (dBuV/m)	Reading Level (dBuV)	Over Limit (dB)	Limit (dBuV/m)	Factor (dB)	Type
1		*	2461.096	112.466	79.951	N/A	N/A	32.514	AV
2			2483.500	48.531	15.950	-5.469	54.000	32.580	AV

Note: Measure Level (dBµV/m) = Reading Level (dBµV) + Factor (dB)

Factor (dB) = Cable Loss (dB) + Antenna Factor (dB/m)

Site: AC1	Time: 2017/09/02 - 14:57
Limit: FCC_Part15.209_RE(3m)	Engineer: Kevin Ker
Probe: BBHA9120D_1GHz_18GHz	Polarity: Vertical
EUT: ACCESS POINT	Power: POE (DC 57V)
Test Mode: Transmit by 802.11b at Channel 2462MHz Ant 0 + 1 (CDD Mode)	

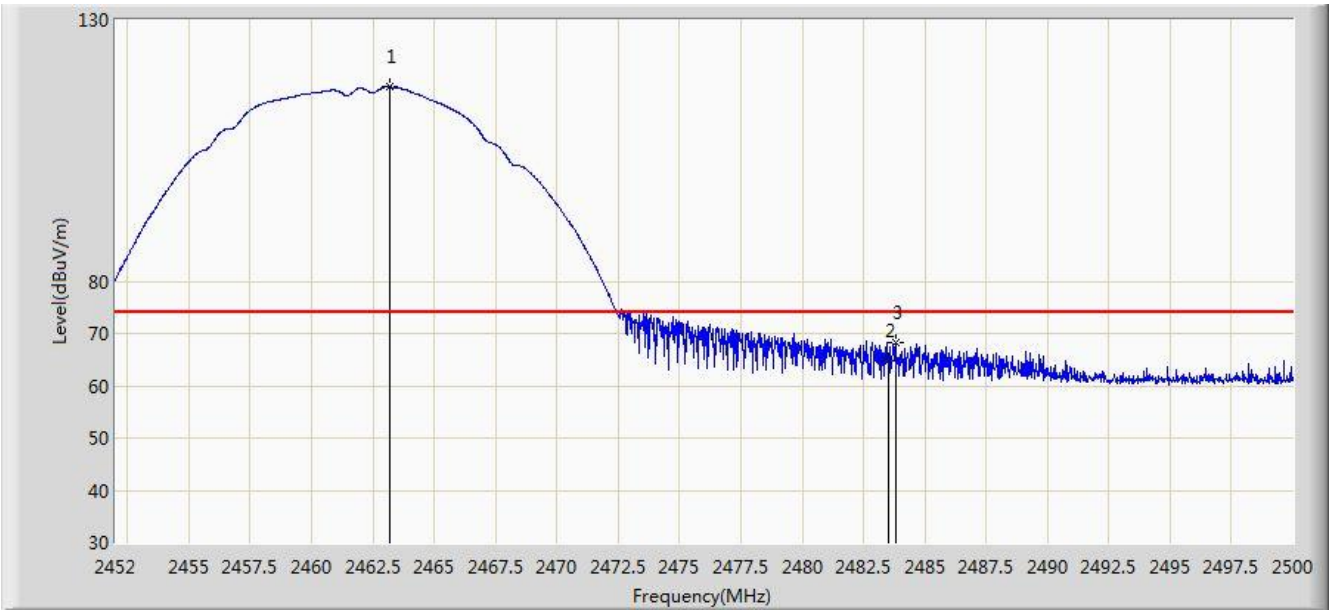

No	Flag	Mark	Frequency (MHz)	Measure Level (dBuV/m)	Reading Level (dBuV)	Over Limit (dB)	Limit (dBuV/m)	Factor (dB)	Type
1		*	2463.184	117.132	84.612	N/A	N/A	32.520	PK
2			2483.500	64.653	32.072	-9.347	74.000	32.580	PK
3			2483.800	68.391	35.810	-5.609	74.000	32.582	PK

Note: Measure Level (dBµV/m) = Reading Level (dBµV) + Factor (dB)

Factor (dB) = Cable Loss (dB) + Antenna Factor (dB/m)

Site: AC1	Time: 2017/09/02 - 14:58
Limit: FCC_Part15.209_RE(3m)	Engineer: Kevin Ker
Probe: BBHA9120D_1GHz_18GHz	Polarity: Vertical
EUT: ACCESS POINT	Power: POE (DC 57V)
Test Mode: Transmit by 802.11b at Channel 2462MHz Ant 0 + 1 (CDD Mode)	

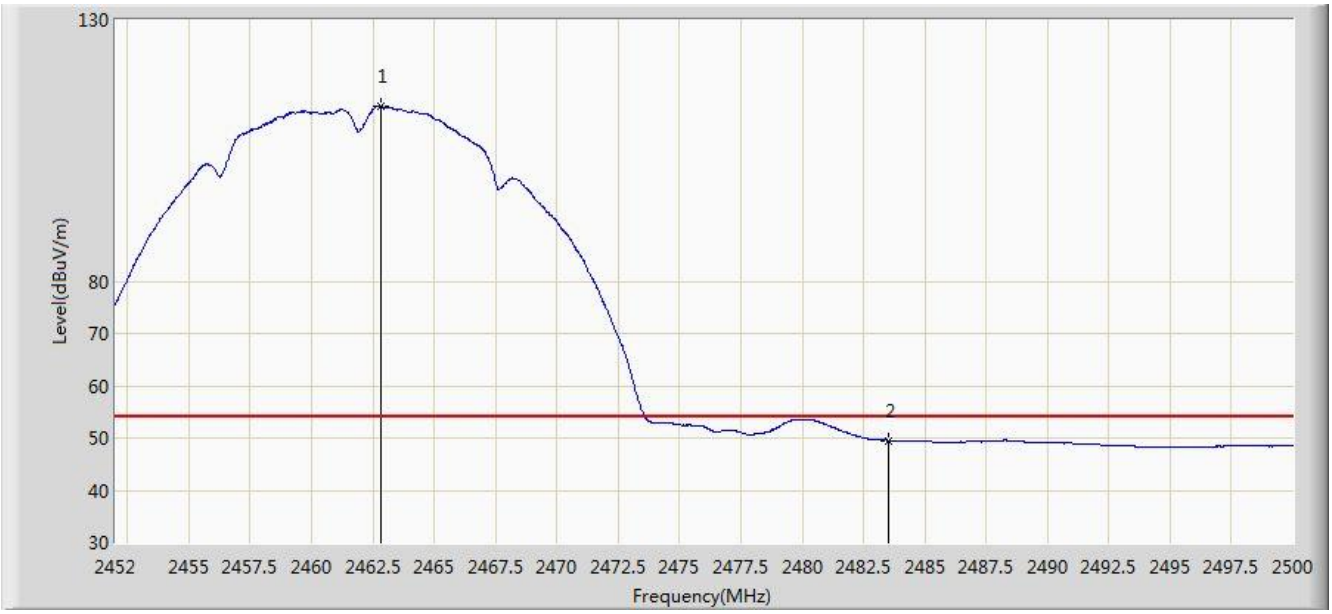

No	Flag	Mark	Frequency (MHz)	Measure Level (dBuV/m)	Reading Level (dBuV)	Over Limit (dB)	Limit (dBuV/m)	Factor (dB)	Type
1		*	2462.800	113.478	80.959	N/A	N/A	32.518	AV
2			2483.500	49.539	16.958	-4.461	54.000	32.580	AV

Note: Measure Level (dBµV/m) = Reading Level (dBµV) + Factor (dB)

Factor (dB) = Cable Loss (dB) + Antenna Factor (dB/m)

Site: AC1	Time: 2017/09/02 - 15:06
Limit: FCC_Part15.209_RE(3m)	Engineer: Kevin Ker
Probe: BBHA9120D_1GHz_18GHz	Polarity: Horizontal
EUT: ACCESS POINT	Power: POE (DC 57V)
Test Mode: Transmit by 802.11g at Channel 2412MHz Ant 0 + 1 (CDD Mode)	

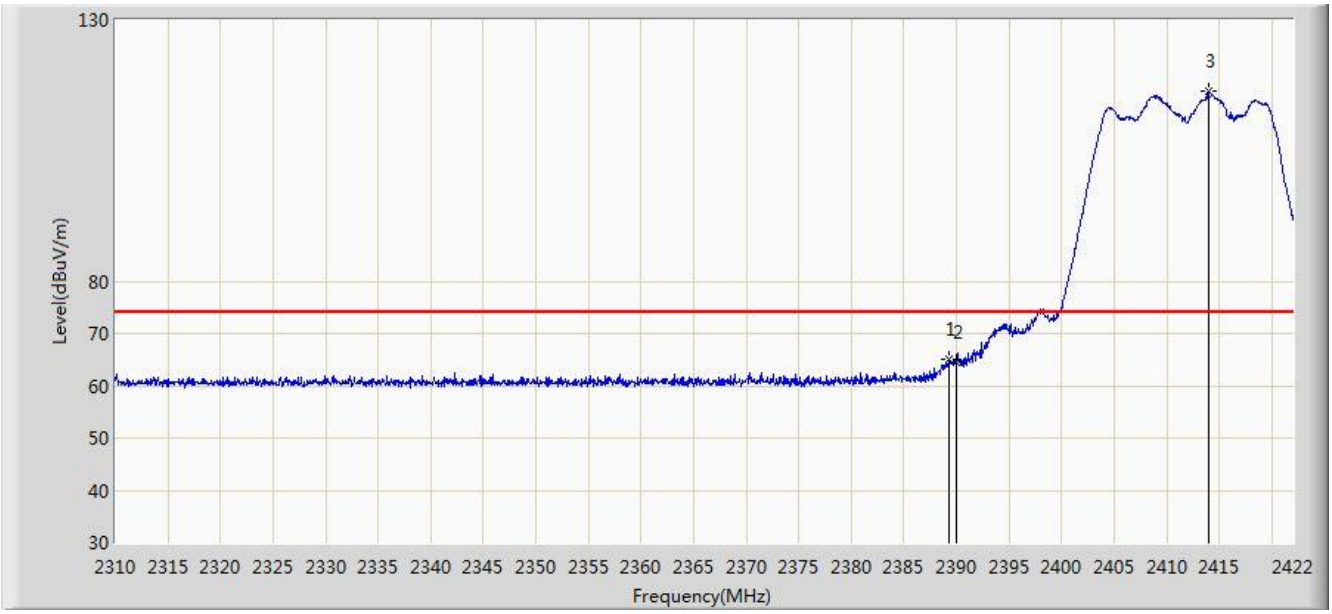

No	Flag	Mark	Frequency (MHz)	Measure Level (dBuV/m)	Reading Level (dBuV)	Over Limit (dB)	Limit (dBuV/m)	Factor (dB)	Type
1			2389.352	65.073	32.518	-8.927	74.000	32.555	PK
2			2390.000	64.382	31.828	-9.618	74.000	32.554	PK
3		*	2413.936	116.490	83.967	N/A	N/A	32.523	PK

Note: Measure Level (dBµV/m) = Reading Level (dBµV) + Factor (dB)

Factor (dB) = Cable Loss (dB) + Antenna Factor (dB/m)

Site: AC1	Time: 2017/09/02 - 15:08
Limit: FCC_Part15.209_RE(3m)	Engineer: Kevin Ker
Probe: BBHA9120D_1GHz_18GHz	Polarity: Horizontal
EUT: ACCESS POINT	Power: POE (DC 57V)
Test Mode: Transmit by 802.11g at Channel 2412MHz Ant 0 + 1 (CDD Mode)	

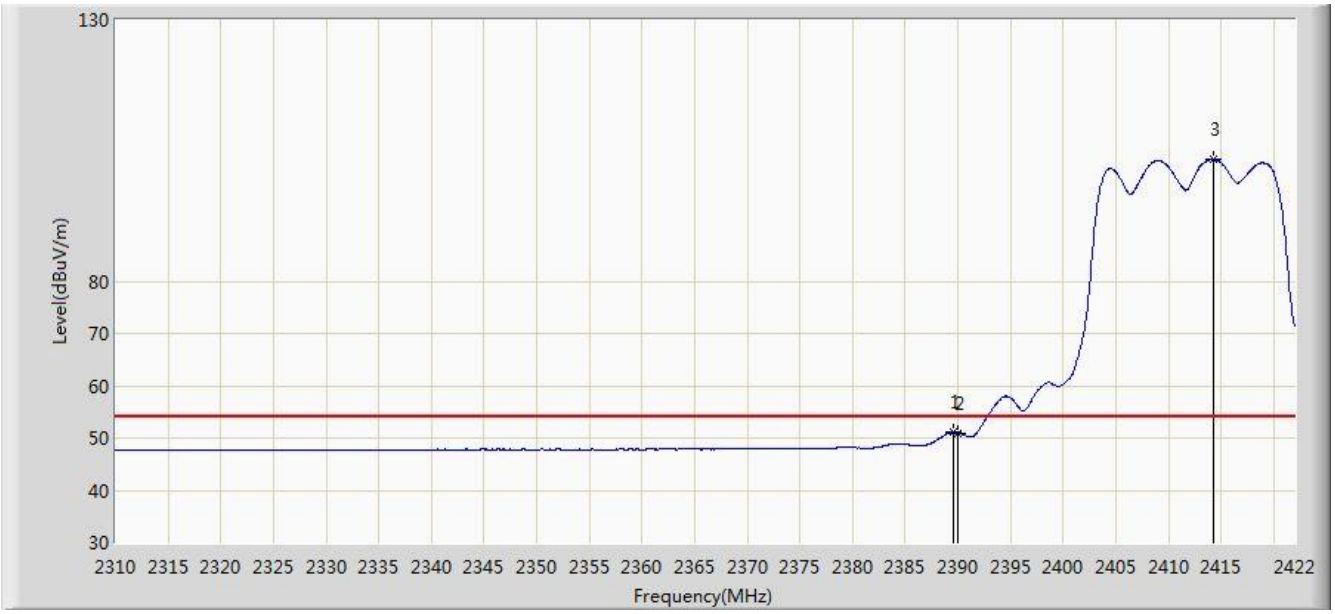

No	Flag	Mark	Frequency (MHz)	Measure Level (dBuV/m)	Reading Level (dBuV)	Over Limit (dB)	Limit (dBuV/m)	Factor (dB)	Type
1			2389.520	51.104	18.549	-2.896	54.000	32.556	AV
2			2390.000	50.958	18.404	-3.042	54.000	32.554	AV
3		*	2414.272	103.408	70.885	N/A	N/A	32.523	AV

Note: Measure Level (dBµV/m) = Reading Level (dBµV) + Factor (dB)

Factor (dB) = Cable Loss (dB) + Antenna Factor (dB/m)

Site: AC1	Time: 2017/09/02 - 15:05
Limit: FCC_Part15.209_RE(3m)	Engineer: Kevin Ker
Probe: BBHA9120D_1GHz_18GHz	Polarity: Vertical
EUT: ACCESS POINT	Power: POE (DC 57V)
Test Mode: Transmit by 802.11g at Channel 2412MHz Ant 0 + 1 (CDD Mode)	

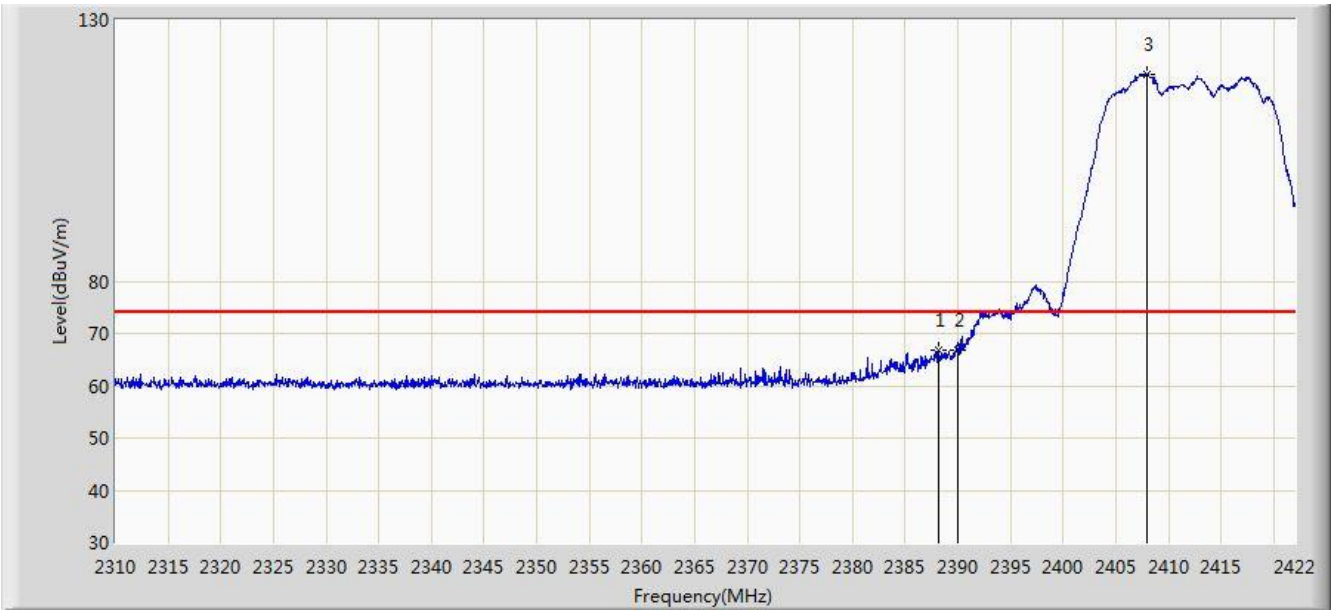

No	Flag	Mark	Frequency (MHz)	Measure Level (dBuV/m)	Reading Level (dBuV)	Over Limit (dB)	Limit (dBuV/m)	Factor (dB)	Type
1			2388.120	66.811	34.254	-7.189	74.000	32.557	PK
2			2390.000	66.742	34.188	-7.258	74.000	32.554	PK
3		*	2408.000	119.597	87.066	N/A	N/A	32.530	PK

Note: Measure Level (dBµV/m) = Reading Level (dBµV) + Factor (dB)

Factor (dB) = Cable Loss (dB) + Antenna Factor (dB/m)

Site: AC1	Time: 2017/09/02 - 15:04
Limit: FCC_Part15.209_RE(3m)	Engineer: Kevin Ker
Probe: BBHA9120D_1GHz_18GHz	Polarity: Vertical
EUT: ACCESS POINT	Power: POE (DC 57V)
Test Mode: Transmit by 802.11g at Channel 2412MHz Ant 0 + 1 (CDD Mode)	

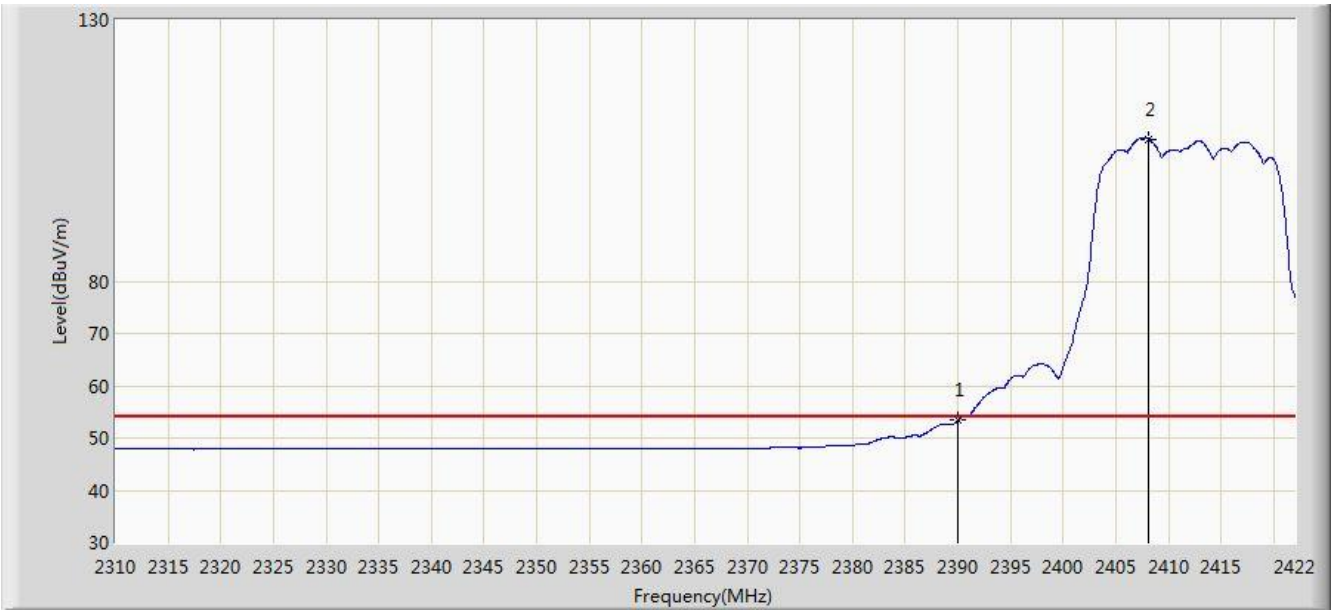

No	Flag	Mark	Frequency (MHz)	Measure Level (dBuV/m)	Reading Level (dBuV)	Over Limit (dB)	Limit (dBuV/m)	Factor (dB)	Type
1			2390.000	53.403	20.849	-0.597	54.000	32.554	AV
2		*	2408.168	107.228	74.697	N/A	N/A	32.531	AV

Note: Measure Level (dBµV/m) = Reading Level (dBµV) + Factor (dB)

Factor (dB) = Cable Loss (dB) + Antenna Factor (dB/m)

Site: AC1	Time: 2017/09/02 - 15:14
Limit: FCC_Part15.209_RE(3m)	Engineer: Kevin Ker
Probe: BBHA9120D_1GHz_18GHz	Polarity: Horizontal
EUT: ACCESS POINT	Power: POE (DC 57V)
Test Mode: Transmit by 802.11g at Channel 2462MHz Ant 0 + 1 (CDD Mode)	

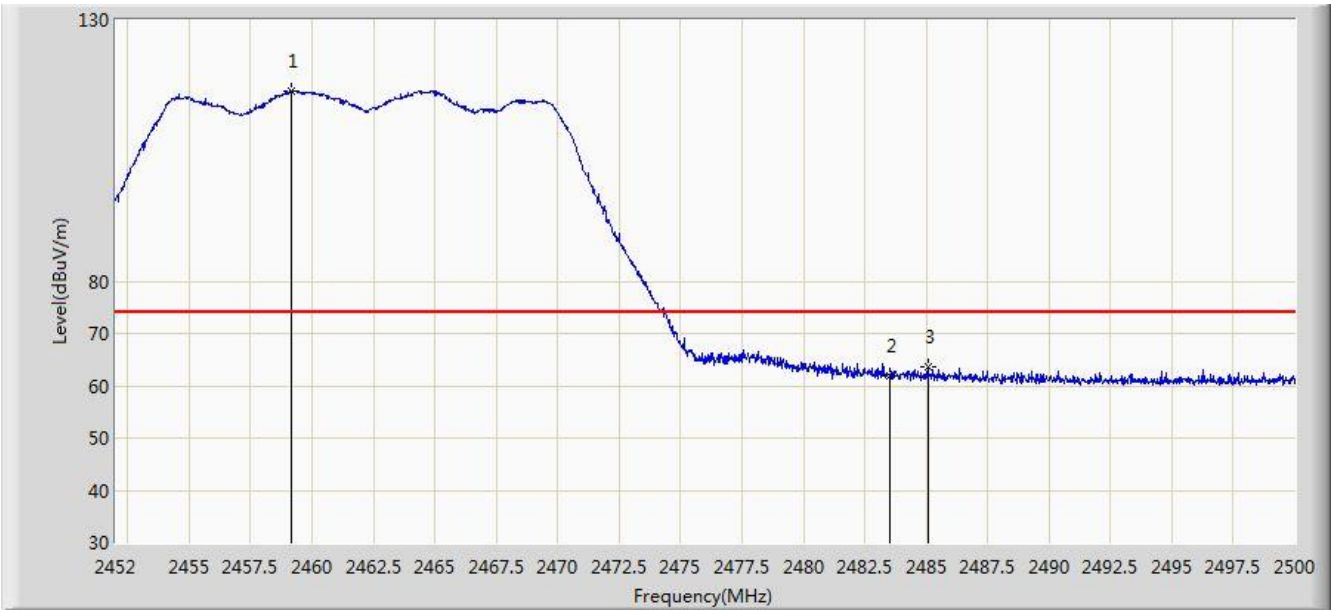

No	Flag	Mark	Frequency (MHz)	Measure Level (dBuV/m)	Reading Level (dBuV)	Over Limit (dB)	Limit (dBuV/m)	Factor (dB)	Type
1		*	2459.152	116.285	83.774	N/A	N/A	32.511	PK
2			2483.500	61.976	29.395	-12.024	74.000	32.580	PK
3			2485.072	63.591	31.006	-10.409	74.000	32.585	PK

Note: Measure Level (dBµV/m) = Reading Level (dBµV) + Factor (dB)

Factor (dB) = Cable Loss (dB) + Antenna Factor (dB/m)

Site: AC1	Time: 2017/09/02 - 15:15
Limit: FCC_Part15.209_RE(3m)	Engineer: Kevin Ker
Probe: BBHA9120D_1GHz_18GHz	Polarity: Horizontal
EUT: ACCESS POINT	Power: POE (DC 57V)
Test Mode: Transmit by 802.11g at Channel 2462MHz Ant 0 + 1 (CDD Mode)	

No	Flag	Mark	Frequency (MHz)	Measure Level (dBuV/m)	Reading Level (dBuV)	Over Limit (dB)	Limit (dBuV/m)	Factor (dB)	Type
1		*	2459.512	104.275	71.763	N/A	N/A	32.512	AV
2			2483.500	49.943	17.362	-4.057	54.000	32.580	AV

Note: Measure Level (dBµV/m) = Reading Level (dBµV) + Factor (dB)

Factor (dB) = Cable Loss (dB) + Antenna Factor (dB/m)

Site: AC1	Time: 2017/09/02 - 15:13
Limit: FCC_Part15.209_RE(3m)	Engineer: Kevin Ker
Probe: BBHA9120D_1GHz_18GHz	Polarity: Vertical
EUT: ACCESS POINT	Power: POE (DC 57V)
Test Mode: Transmit by 802.11g at Channel 2462MHz Ant 0 + 1 (CDD Mode)	

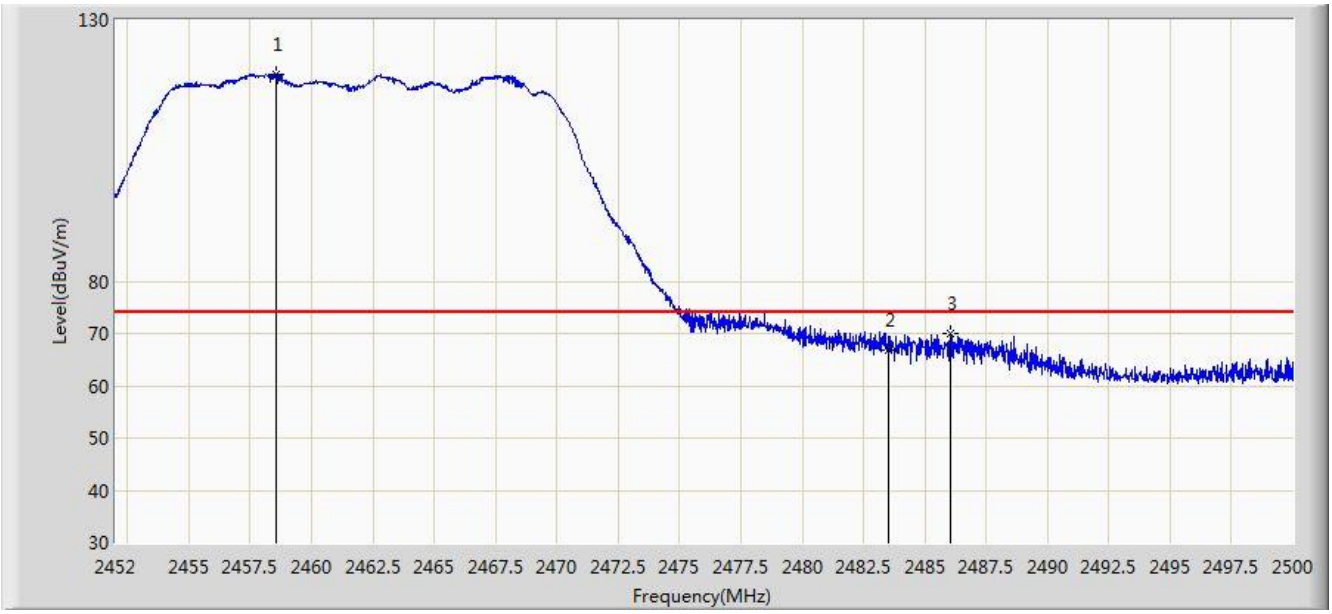

No	Flag	Mark	Frequency (MHz)	Measure Level (dBuV/m)	Reading Level (dBuV)	Over Limit (dB)	Limit (dBuV/m)	Factor (dB)	Type
1		*	2458.576	119.682	87.172	N/A	N/A	32.510	PK
2			2483.500	66.685	34.104	-7.315	74.000	32.580	PK
3			2486.056	69.907	37.319	-4.093	74.000	32.588	PK

Note: Measure Level (dBµV/m) = Reading Level (dBµV) + Factor (dB)

Factor (dB) = Cable Loss (dB) + Antenna Factor (dB/m)

Site: AC1	Time: 2017/09/02 - 15:12
Limit: FCC_Part15.209_RE(3m)	Engineer: Kevin Ker
Probe: BBHA9120D_1GHz_18GHz	Polarity: Vertical
EUT: ACCESS POINT	Power: POE (DC 57V)
Test Mode: Transmit by 802.11g at Channel 2462MHz Ant 0 + 1 (CDD Mode)	

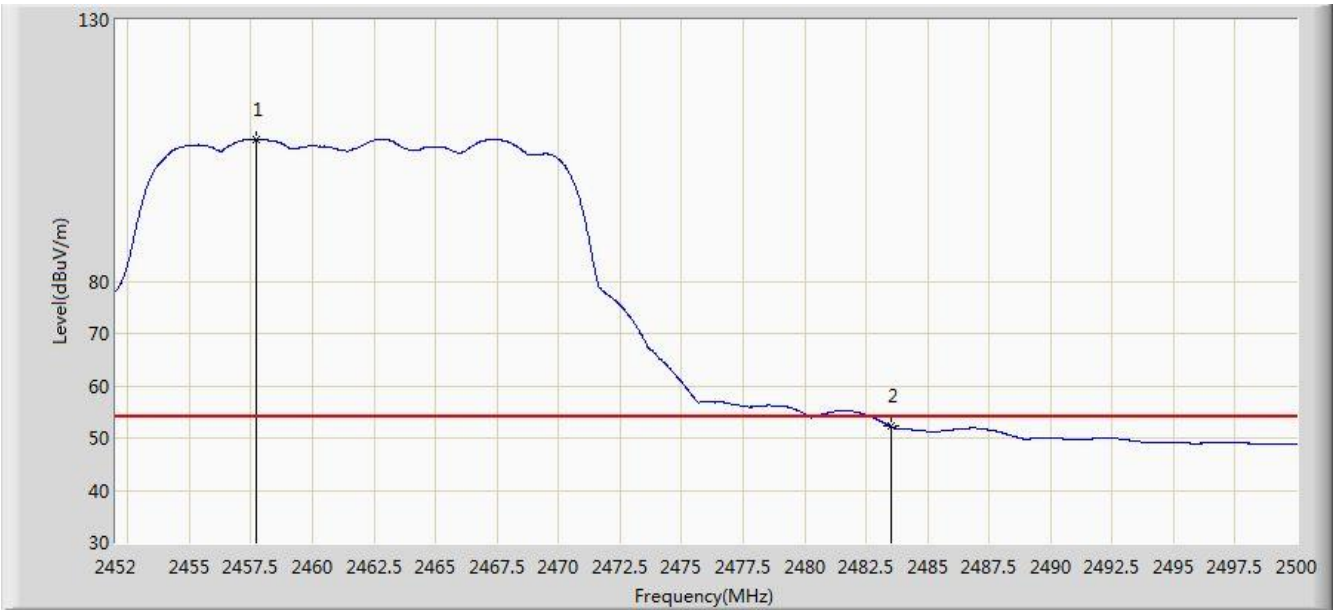

No	Flag	Mark	Frequency (MHz)	Measure Level (dBuV/m)	Reading Level (dBuV)	Over Limit (dB)	Limit (dBuV/m)	Factor (dB)	Type
1		*	2457.712	107.178	74.669	N/A	N/A	32.508	AV
2			2483.500	52.270	19.689	-1.730	54.000	32.580	AV

Note: Measure Level (dBµV/m) = Reading Level (dBµV) + Factor (dB)

Factor (dB) = Cable Loss (dB) + Antenna Factor (dB/m)

Site: AC1	Time: 2017/09/02 - 15:18
Limit: FCC_Part15.209_RE(3m)	Engineer: Kevin Ker
Probe: BBHA9120D_1GHz_18GHz	Polarity: Horizontal
EUT: ACCESS POINT	Power: POE (DC 57V)
Test Mode: Transmit by 802.11n-HT20 at Channel 2412MHz Ant 0 + 1 (CDD Mode)	

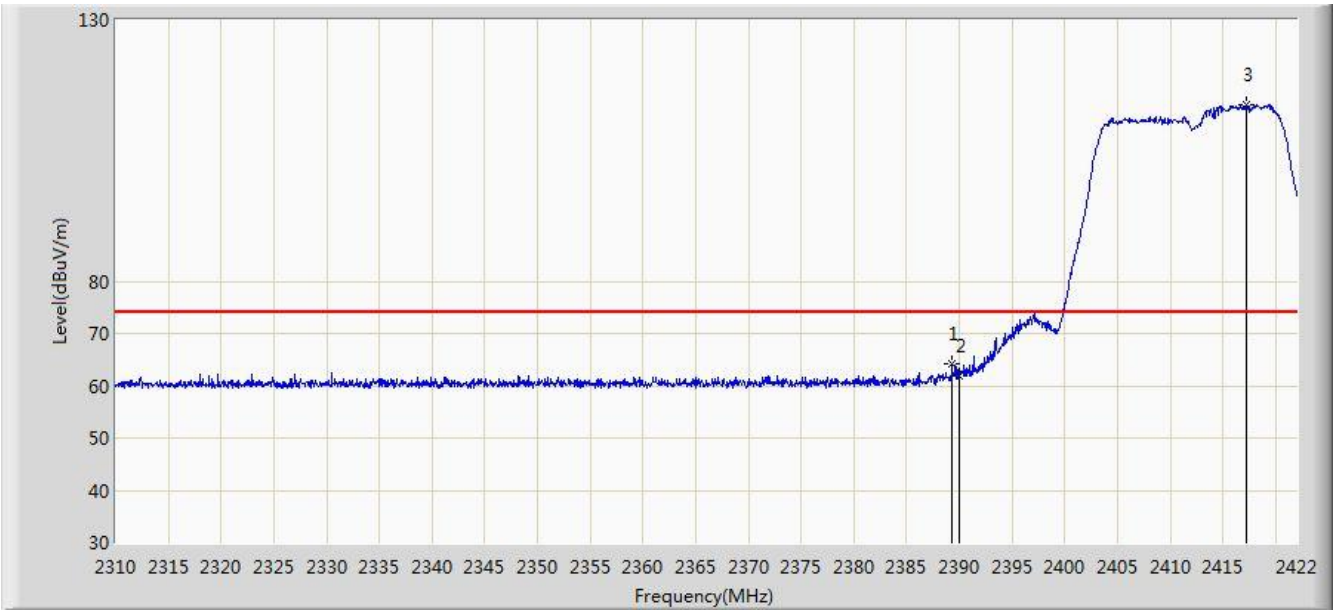

No	Flag	Mark	Frequency (MHz)	Measure Level (dBuV/m)	Reading Level (dBuV)	Over Limit (dB)	Limit (dBuV/m)	Factor (dB)	Type
1			2389.296	64.235	31.680	-9.765	74.000	32.555	PK
2			2390.000	61.762	29.208	-12.238	74.000	32.554	PK
3		*	2417.184	113.888	81.369	N/A	N/A	32.519	PK

Note: Measure Level (dBµV/m) = Reading Level (dBµV) + Factor (dB)

Factor (dB) = Cable Loss (dB) + Antenna Factor (dB/m)

Site: AC1	Time: 2017/09/02 - 15:19
Limit: FCC_Part15.209_RE(3m)	Engineer: Kevin Ker
Probe: BBHA9120D_1GHz_18GHz	Polarity: Horizontal
EUT: ACCESS POINT	Power: POE (DC 57V)
Test Mode: Transmit by 802.11n-HT20 at Channel 2412MHz Ant 0 + 1 (CDD Mode)	

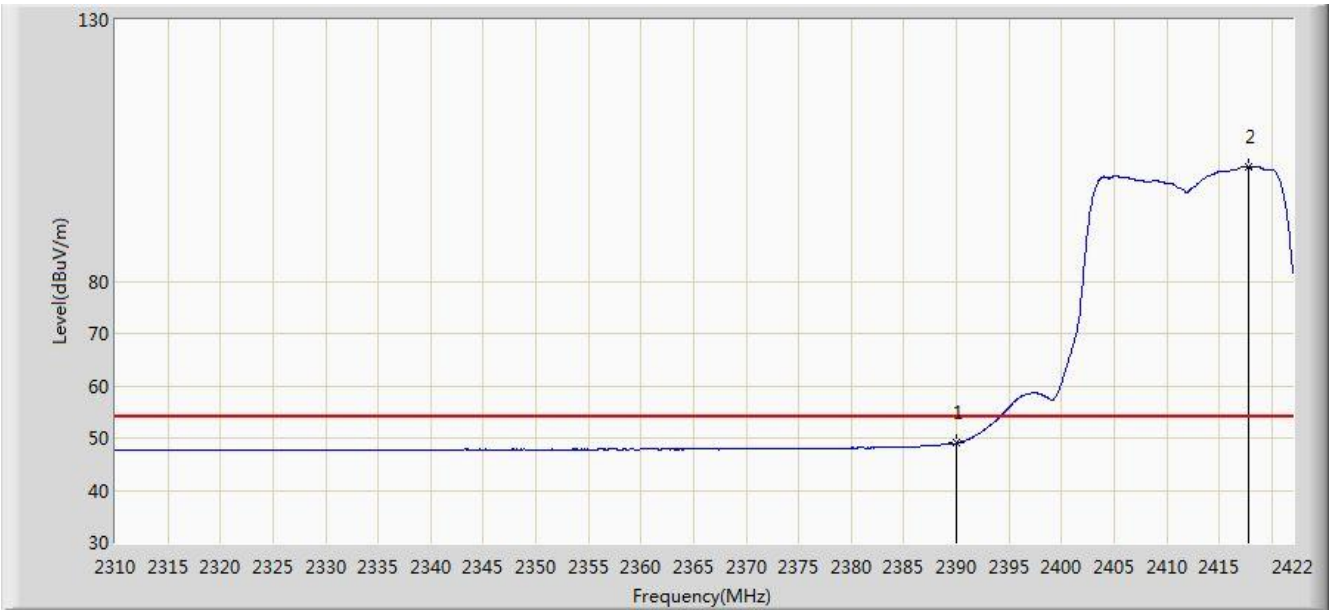

No	Flag	Mark	Frequency (MHz)	Measure Level (dBuV/m)	Reading Level (dBuV)	Over Limit (dB)	Limit (dBuV/m)	Factor (dB)	Type
1			2390.000	48.996	16.442	-5.004	54.000	32.554	AV
2		*	2417.744	101.783	69.264	N/A	N/A	32.519	AV

Note: Measure Level (dBµV/m) = Reading Level (dBµV) + Factor (dB)

Factor (dB) = Cable Loss (dB) + Antenna Factor (dB/m)

Site: AC1	Time: 2017/09/02 - 15:18
Limit: FCC_Part15.209_RE(3m)	Engineer: Kevin Ker
Probe: BBHA9120D_1GHz_18GHz	Polarity: Vertical
EUT: ACCESS POINT	Power: POE (DC 57V)
Test Mode: Transmit by 802.11n-HT20 at Channel 2412MHz Ant 0 + 1 (CDD Mode)	

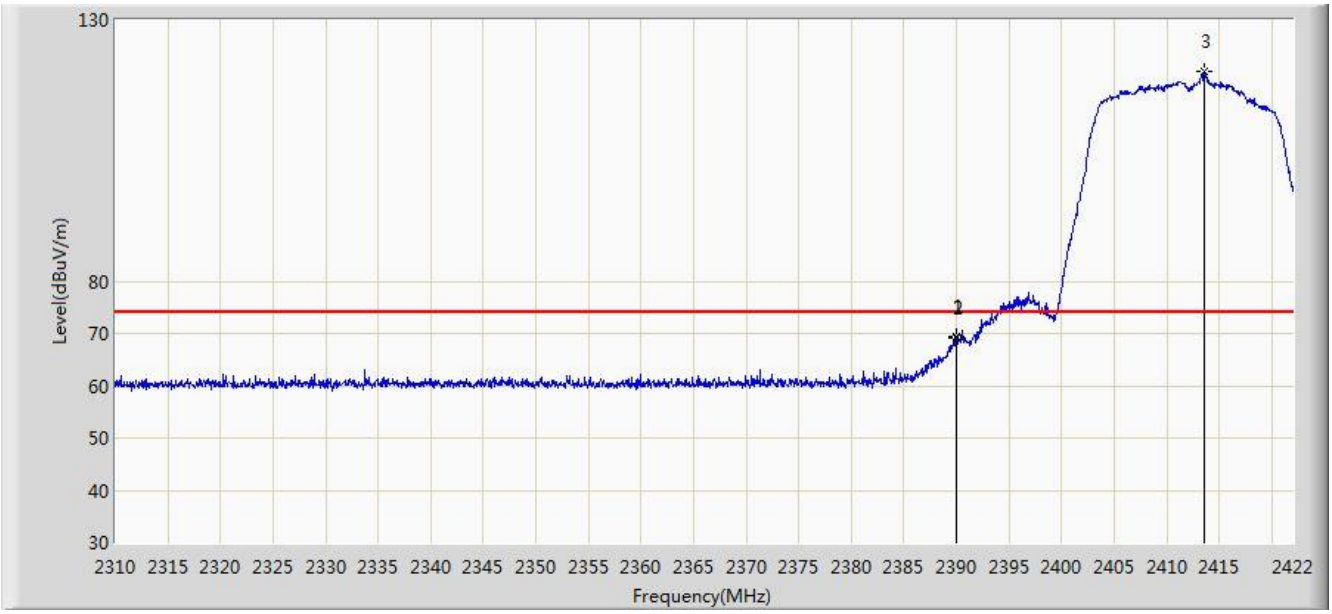

No	Flag	Mark	Frequency (MHz)	Measure Level (dBuV/m)	Reading Level (dBuV)	Over Limit (dB)	Limit (dBuV/m)	Factor (dB)	Type
1			2389.968	69.538	36.984	-4.462	74.000	32.554	PK
2			2390.000	69.144	36.590	-4.856	74.000	32.554	PK
3		*	2413.600	120.009	87.485	N/A	N/A	32.524	PK

Note: Measure Level (dBµV/m) = Reading Level (dBµV) + Factor (dB)

Factor (dB) = Cable Loss (dB) + Antenna Factor (dB/m)

Site: AC1	Time: 2017/09/02 - 15:17
Limit: FCC_Part15.209_RE(3m)	Engineer: Kevin Ker
Probe: BBHA9120D_1GHz_18GHz	Polarity: Vertical
EUT: ACCESS POINT	Power: POE (DC 57V)
Test Mode: Transmit by 802.11n-HT20 at Channel 2412MHz Ant 0 + 1 (CDD Mode)	

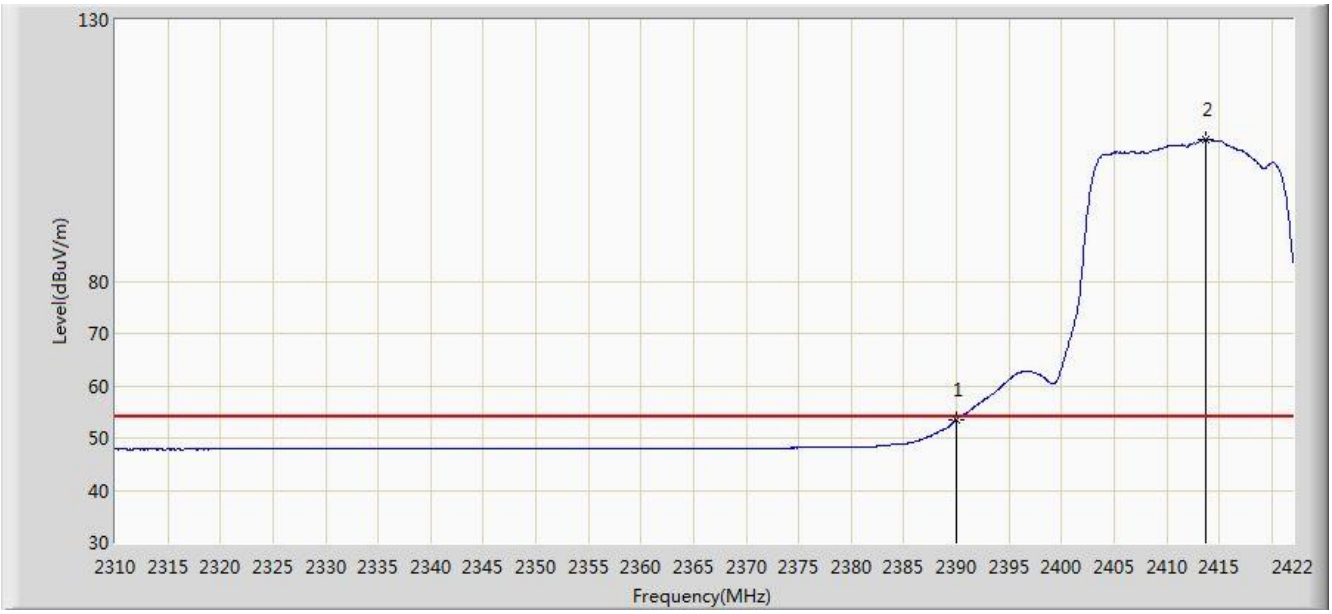

No	Flag	Mark	Frequency (MHz)	Measure Level (dBuV/m)	Reading Level (dBuV)	Over Limit (dB)	Limit (dBuV/m)	Factor (dB)	Type
1			2390.000	53.534	20.980	-0.466	54.000	32.554	AV
2		*	2413.656	107.104	74.580	N/A	N/A	32.524	AV

Note: Measure Level (dBµV/m) = Reading Level (dBµV) + Factor (dB)

Factor (dB) = Cable Loss (dB) + Antenna Factor (dB/m)

Site: AC1	Time: 2017/09/02 - 15:22
Limit: FCC_Part15.209_RE(3m)	Engineer: Kevin Ker
Probe: BBHA9120D_1GHz_18GHz	Polarity: Horizontal
EUT: ACCESS POINT	Power: POE (DC 57V)
Test Mode: Transmit by 802.11n-HT20 at Channel 2462MHz Ant 0 + 1 (CDD Mode)	

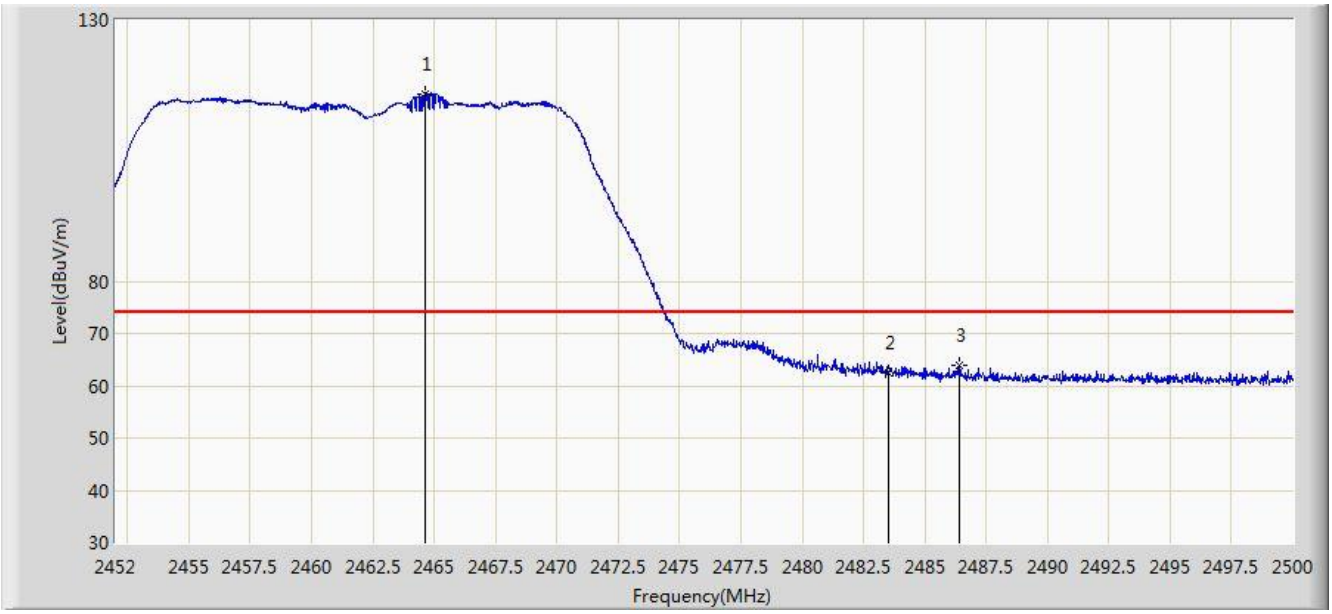

No	Flag	Mark	Frequency (MHz)	Measure Level (dBuV/m)	Reading Level (dBuV)	Over Limit (dB)	Limit (dBuV/m)	Factor (dB)	Type
1		*	2464.624	115.897	83.373	N/A	N/A	32.524	PK
2			2483.500	62.481	29.900	-11.519	74.000	32.580	PK
3			2486.416	63.841	31.252	-10.159	74.000	32.590	PK

Note: Measure Level (dBµV/m) = Reading Level (dBµV) + Factor (dB)

Factor (dB) = Cable Loss (dB) + Antenna Factor (dB/m)

Site: AC1	Time: 2017/09/02 - 15:23
Limit: FCC_Part15.209_RE(3m)	Engineer: Kevin Ker
Probe: BBHA9120D_1GHz_18GHz	Polarity: Horizontal
EUT: ACCESS POINT	Power: POE (DC 57V)
Test Mode: Transmit by 802.11n-HT20 at Channel 2462MHz Ant 0 + 1 (CDD Mode)	

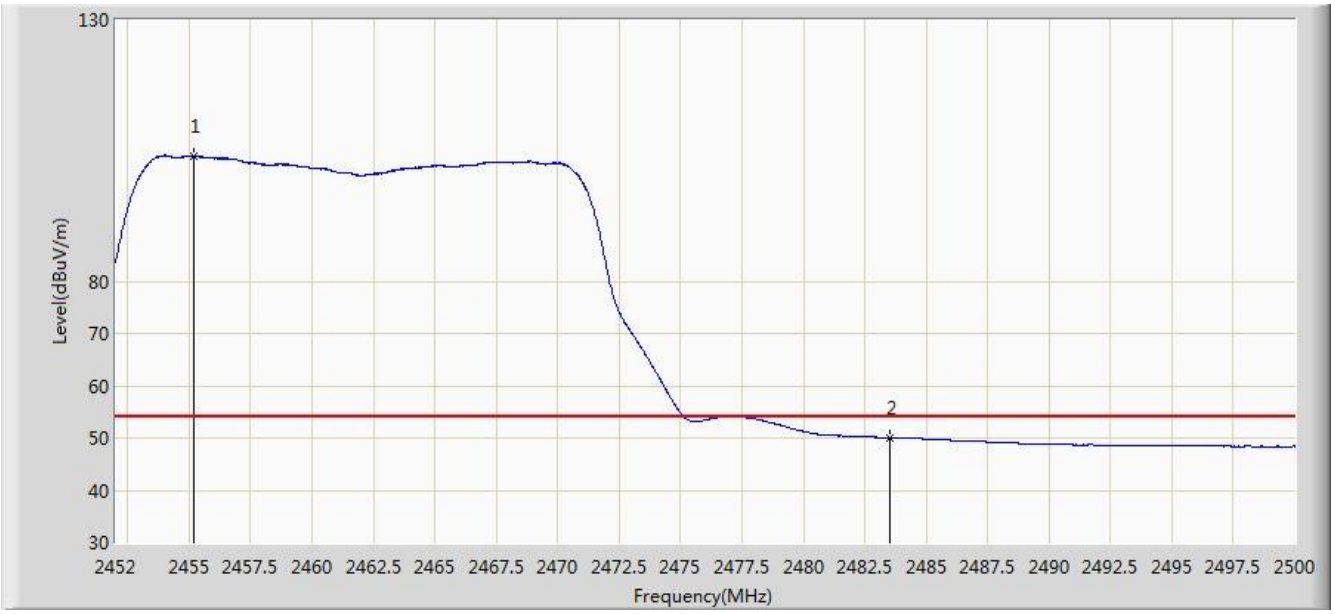

No	Flag	Mark	Frequency (MHz)	Measure Level (dBuV/m)	Reading Level (dBuV)	Over Limit (dB)	Limit (dBuV/m)	Factor (dB)	Type
1		*	2455.192	103.924	71.420	N/A	N/A	32.504	AV
2			2483.500	50.094	17.513	-3.906	54.000	32.580	AV

Note: Measure Level (dBµV/m) = Reading Level (dBµV) + Factor (dB)

Factor (dB) = Cable Loss (dB) + Antenna Factor (dB/m)

Site: AC1	Time: 2017/09/02 - 15:20
Limit: FCC_Part15.209_RE(3m)	Engineer: Kevin Ker
Probe: BBHA9120D_1GHz_18GHz	Polarity: Vertical
EUT: ACCESS POINT	Power: POE (DC 57V)
Test Mode: Transmit by 802.11n-HT20 at Channel 2462MHz Ant 0 + 1 (CDD Mode)	

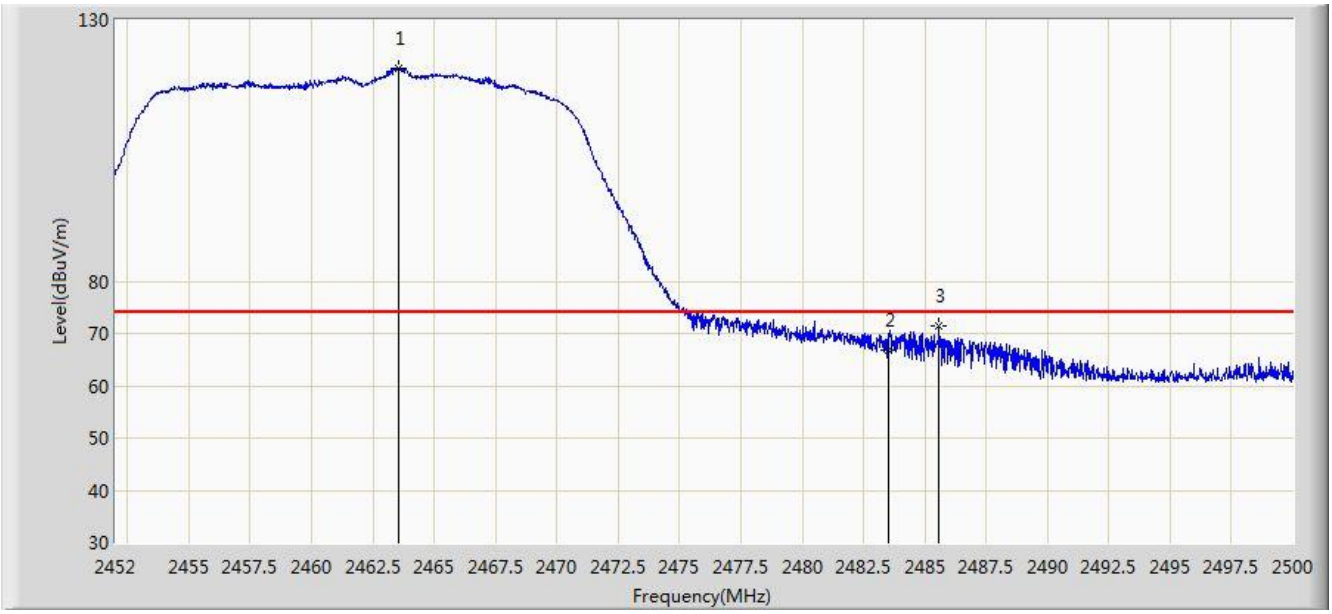

No	Flag	Mark	Frequency (MHz)	Measure Level (dBuV/m)	Reading Level (dBuV)	Over Limit (dB)	Limit (dBuV/m)	Factor (dB)	Type
1		*	2463.568	120.848	88.327	N/A	N/A	32.521	PK
2			2483.500	66.938	34.357	-7.062	74.000	32.580	PK
3			2485.576	71.327	38.740	-2.673	74.000	32.587	PK

Note: Measure Level (dBµV/m) = Reading Level (dBµV) + Factor (dB)

Factor (dB) = Cable Loss (dB) + Antenna Factor (dB/m)

Site: AC1	Time: 2017/09/02 - 15:21
Limit: FCC_Part15.209_RE(3m)	Engineer: Kevin Ker
Probe: BBHA9120D_1GHz_18GHz	Polarity: Vertical
EUT: ACCESS POINT	Power: POE (DC 57V)
Test Mode: Transmit by 802.11n-HT20 at Channel 2462MHz Ant 0 + 1 (CDD Mode)	

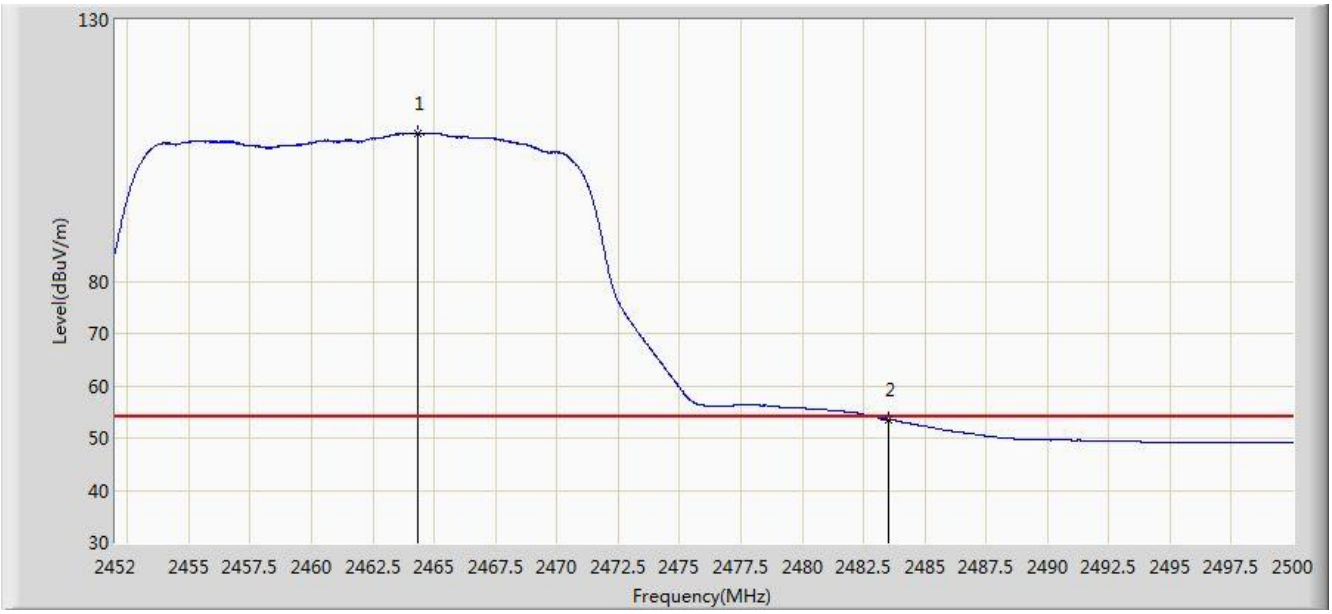

No	Flag	Mark	Frequency (MHz)	Measure Level (dBuV/m)	Reading Level (dBuV)	Over Limit (dB)	Limit (dBuV/m)	Factor (dB)	Type
1		*	2464.360	108.223	75.700	N/A	N/A	32.523	AV
2			2483.500	53.594	21.013	-0.406	54.000	32.580	AV

Note: Measure Level (dBµV/m) = Reading Level (dBµV) + Factor (dB)

Factor (dB) = Cable Loss (dB) + Antenna Factor (dB/m)

Site: AC1	Time: 2017/09/02 - 15:27
Limit: FCC_Part15.209_RE(3m)	Engineer: Kevin Ker
Probe: BBHA9120D_1GHz_18GHz	Polarity: Horizontal
EUT: ACCESS POINT	Power: POE (DC 57V)
Test Mode: Transmit by 802.11n-HT40 at Channel 2422MHz Ant 0 + 1 (CDD Mode)	

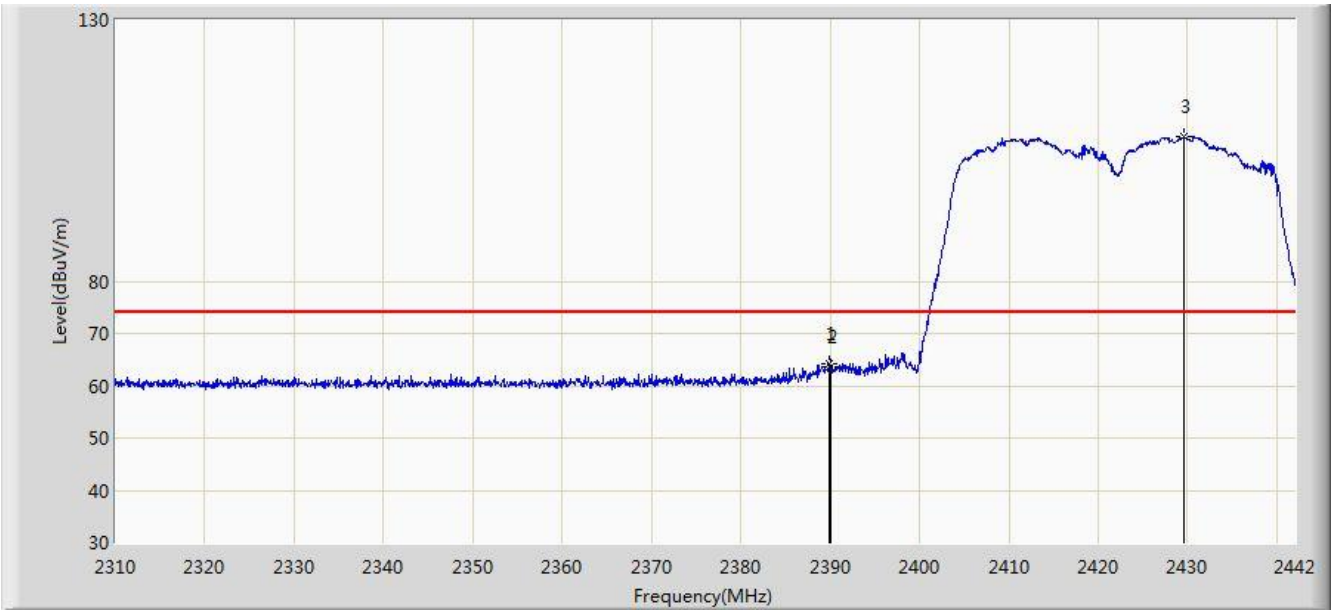

No	Flag	Mark	Frequency (MHz)	Measure Level (dBuV/m)	Reading Level (dBuV)	Over Limit (dB)	Limit (dBuV/m)	Factor (dB)	Type
1			2389.926	64.337	31.782	-9.663	74.000	32.555	PK
2			2390.000	63.596	31.042	-10.404	74.000	32.554	PK
3		*	2429.526	107.738	75.233	N/A	N/A	32.504	PK

Note: Measure Level (dBµV/m) = Reading Level (dBµV) + Factor (dB)

Factor (dB) = Cable Loss (dB) + Antenna Factor (dB/m)

Site: AC1	Time: 2017/09/02 - 15:28
Limit: FCC_Part15.209_RE(3m)	Engineer: Kevin Ker
Probe: BBHA9120D_1GHz_18GHz	Polarity: Horizontal
EUT: ACCESS POINT	Power: POE (DC 57V)
Test Mode: Transmit by 802.11n-HT40 at Channel 2422MHz Ant 0 + 1 (CDD Mode)	

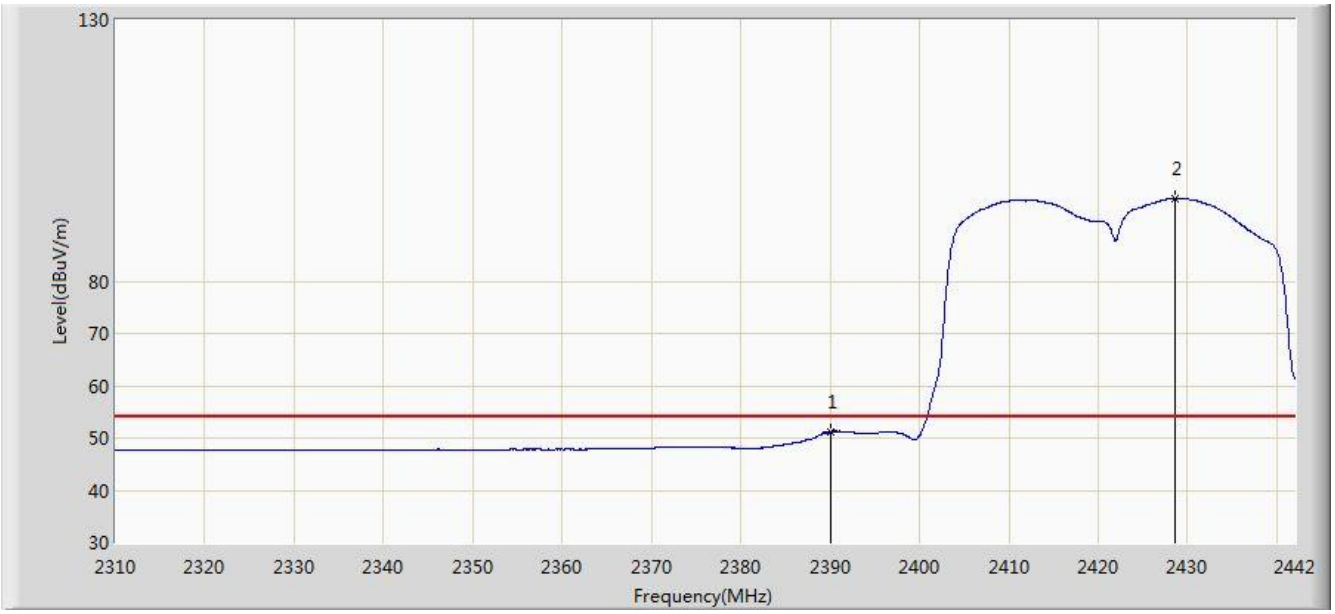

No	Flag	Mark	Frequency (MHz)	Measure Level (dBuV/m)	Reading Level (dBuV)	Over Limit (dB)	Limit (dBuV/m)	Factor (dB)	Type
1			2390.000	51.142	18.588	-2.858	54.000	32.554	AV
2		*	2428.602	95.900	63.394	N/A	N/A	32.506	AV

Note: Measure Level (dBµV/m) = Reading Level (dBµV) + Factor (dB)

Factor (dB) = Cable Loss (dB) + Antenna Factor (dB/m)

Site: AC1	Time: 2017/09/02 - 15:27
Limit: FCC_Part15.209_RE(3m)	Engineer: Kevin Ker
Probe: BBHA9120D_1GHz_18GHz	Polarity: Vertical
EUT: ACCESS POINT	Power: POE (DC 57V)
Test Mode: Transmit by 802.11n-HT40 at Channel 2422MHz Ant 0 + 1 (CDD Mode)	

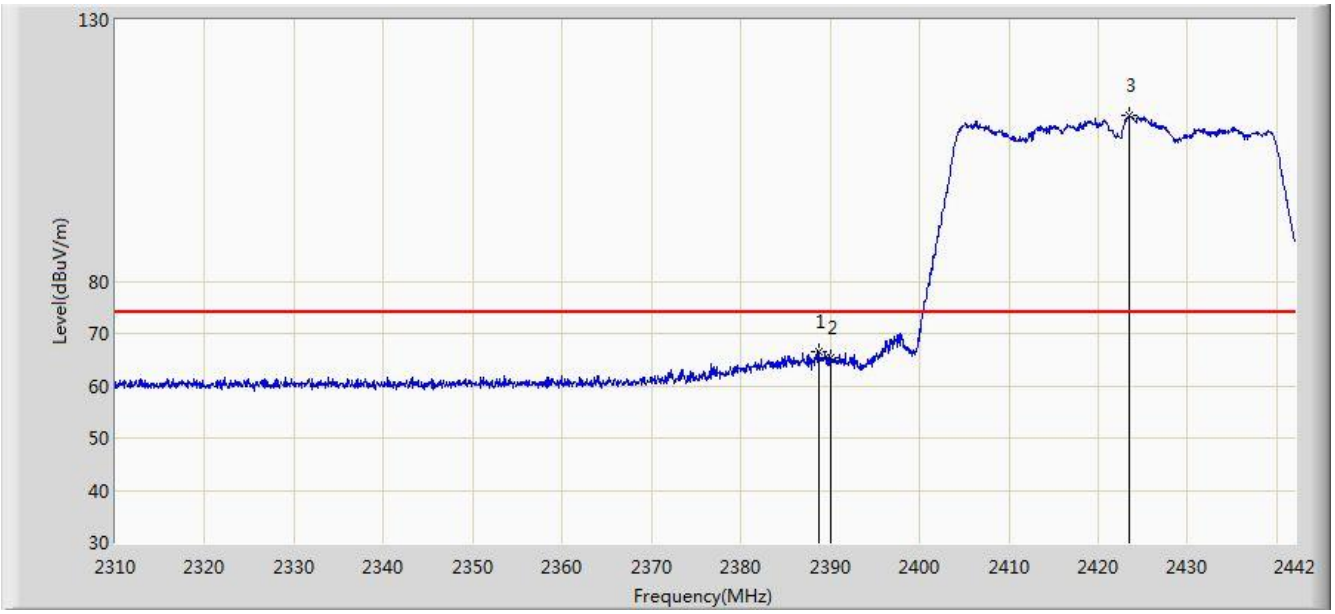

No	Flag	Mark	Frequency (MHz)	Measure Level (dBuV/m)	Reading Level (dBuV)	Over Limit (dB)	Limit (dBuV/m)	Factor (dB)	Type
1			2388.738	66.476	33.920	-7.524	74.000	32.557	PK
2			2390.000	65.256	32.702	-8.744	74.000	32.554	PK
3		*	2423.454	111.632	79.120	N/A	N/A	32.512	PK

Note: Measure Level (dBµV/m) = Reading Level (dBµV) + Factor (dB)

Factor (dB) = Cable Loss (dB) + Antenna Factor (dB/m)

Site: AC1	Time: 2017/09/02 - 15:26
Limit: FCC_Part15.209_RE(3m)	Engineer: Kevin Ker
Probe: BBHA9120D_1GHz_18GHz	Polarity: Vertical
EUT: ACCESS POINT	Power: POE (DC 57V)
Test Mode: Transmit by 802.11n-HT40 at Channel 2422MHz Ant 0 + 1 (CDD Mode)	

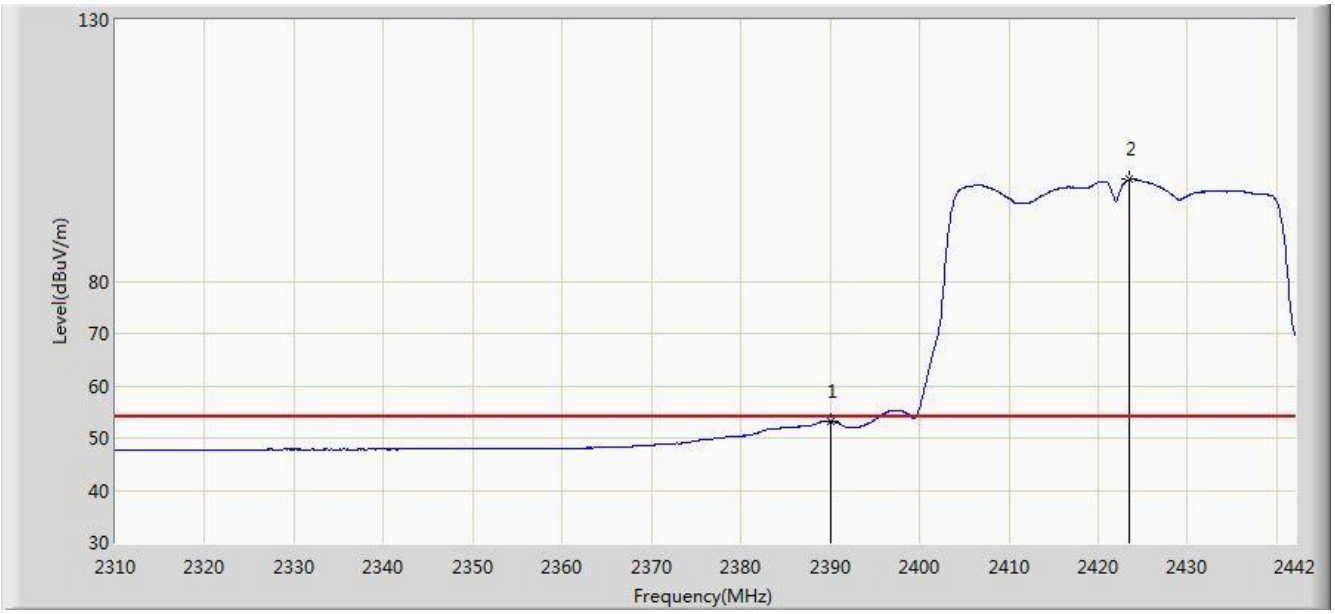

No	Flag	Mark	Frequency (MHz)	Measure Level (dBuV/m)	Reading Level (dBuV)	Over Limit (dB)	Limit (dBuV/m)	Factor (dB)	Type
1			2390.000	53.165	20.611	-0.835	54.000	32.554	AV
2		*	2423.454	99.421	66.909	N/A	N/A	32.512	AV

Note: Measure Level (dBµV/m) = Reading Level (dBµV) + Factor (dB)

Factor (dB) = Cable Loss (dB) + Antenna Factor (dB/m)

Site: AC1	Time: 2017/11/14 - 00:31
Limit: FCC_Part15.209_RE(3m)	Engineer: Kevin Ker
Probe: BBHA9120D_1GHz_18GHz	Polarity: Horizontal
EUT: ACCESS POINT	Power: POE (DC 57V)
Test Mode: Transmit by 802.11n-HT40 at Channel 2452MHz Ant 0 + 1 (CDD Mode)	

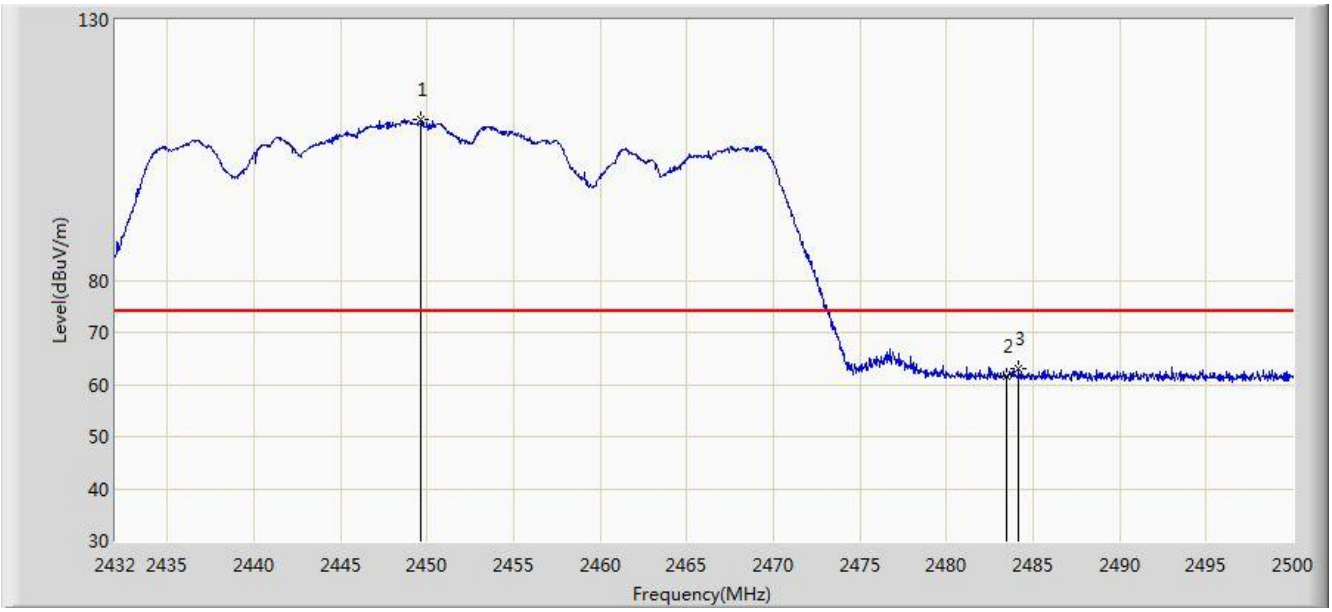

No	Flag	Mark	Frequency (MHz)	Measure Level (dBuV/m)	Reading Level (dBuV)	Over Limit (dB)	Limit (dBuV/m)	Factor (dB)	Type
1		*	2449.680	110.772	78.277	N/A	N/A	32.495	PK
2			2483.500	61.480	28.899	-12.520	74.000	32.580	PK
3			2484.190	63.112	30.529	-10.888	74.000	32.582	PK

Note: Measure Level (dBµV/m) = Reading Level (dBµV) + Factor (dB)

Factor (dB) = Cable Loss (dB) + Antenna Factor (dB/m)

Site: AC1	Time: 2017/11/14 - 00:33
Limit: FCC_Part15.209_RE(3m)	Engineer: Kevin Ker
Probe: BBHA9120D_1GHz_18GHz	Polarity: Horizontal
EUT: ACCESS POINT	Power: POE (DC 57V)
Test Mode: Transmit by 802.11n-HT40 at Channel 2452MHz Ant 0 + 1 (CDD Mode)	

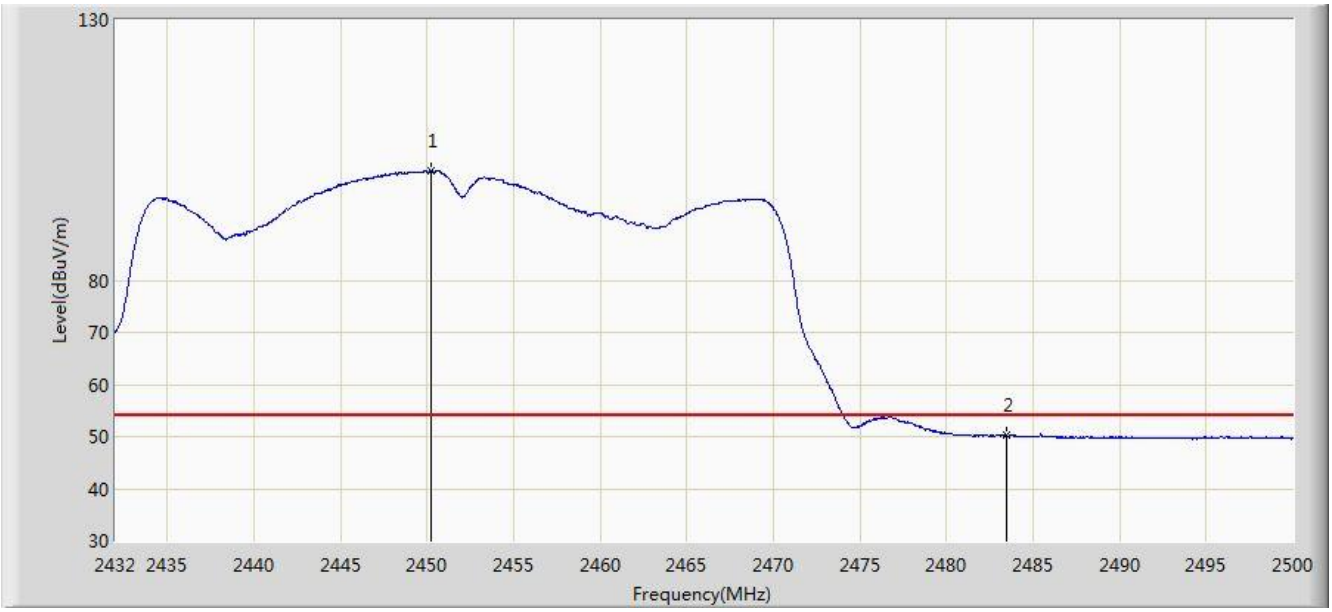

No	Flag	Mark	Frequency (MHz)	Measure Level (dBuV/m)	Reading Level (dBuV)	Over Limit (dB)	Limit (dBuV/m)	Factor (dB)	Type
1		*	2450.224	100.975	68.479	N/A	N/A	32.496	AV
2			2483.500	50.221	17.640	-3.779	54.000	32.580	AV

Note: Measure Level (dBµV/m) = Reading Level (dBµV) + Factor (dB)

Factor (dB) = Cable Loss (dB) + Antenna Factor (dB/m)

Site: AC1	Time: 2017/11/14 - 00:29
Limit: FCC_Part15.209_RE(3m)	Engineer: Kevin Ker
Probe: BBHA9120D_1GHz_18GHz	Polarity: Vertical
EUT: ACCESS POINT	Power: POE (DC 57V)
Test Mode: Transmit by 802.11n-HT40 at Channel 2452MHz Ant 0 + 1 (CDD Mode)	

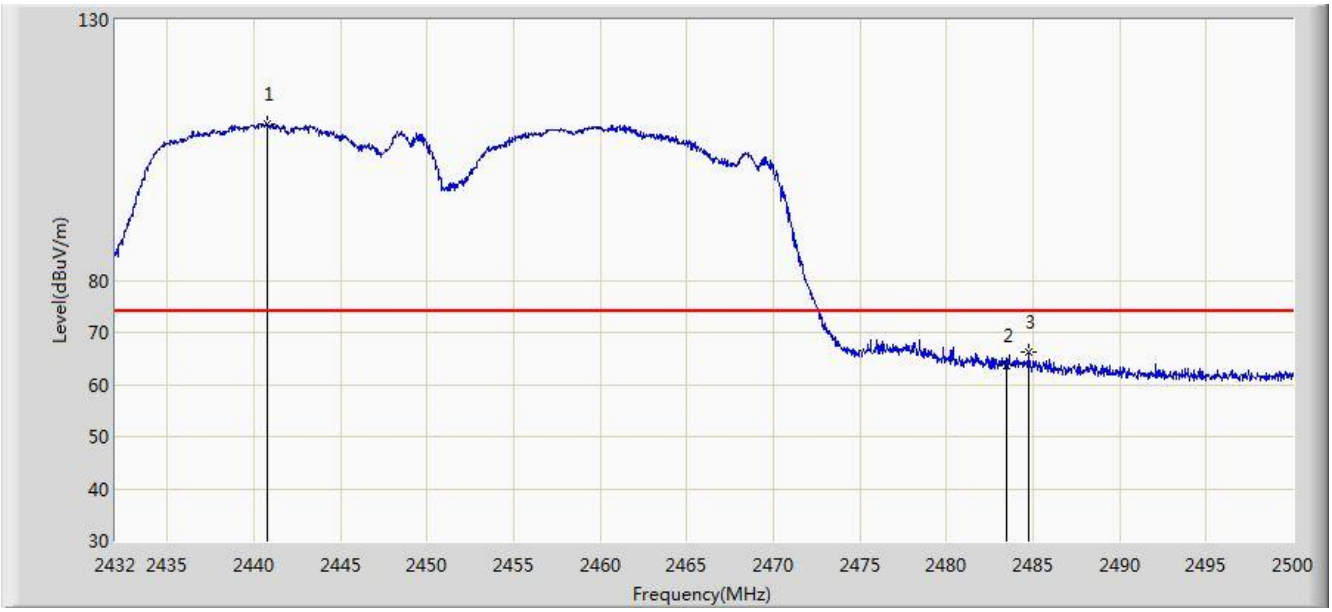

No	Flag	Mark	Frequency (MHz)	Measure Level (dBuV/m)	Reading Level (dBuV)	Over Limit (dB)	Limit (dBuV/m)	Factor (dB)	Type
1		*	2440.806	110.079	77.588	N/A	N/A	32.491	PK
2			2483.500	63.740	31.159	-10.260	74.000	32.580	PK
3			2484.768	66.367	33.783	-7.633	74.000	32.585	PK

Note: Measure Level (dBµV/m) = Reading Level (dBµV) + Factor (dB)

Factor (dB) = Cable Loss (dB) + Antenna Factor (dB/m)

Site: AC1	Time: 2017/11/14 - 00:22
Limit: FCC_Part15.209_RE(3m)	Engineer: Kevin Ker
Probe: BBHA9120D_1GHz_18GHz	Polarity: Vertical
EUT: ACCESS POINT	Power: POE (DC 57V)
Test Mode: Transmit by 802.11n-HT40 at Channel 2452MHz Ant 0 + 1 (CDD Mode)	

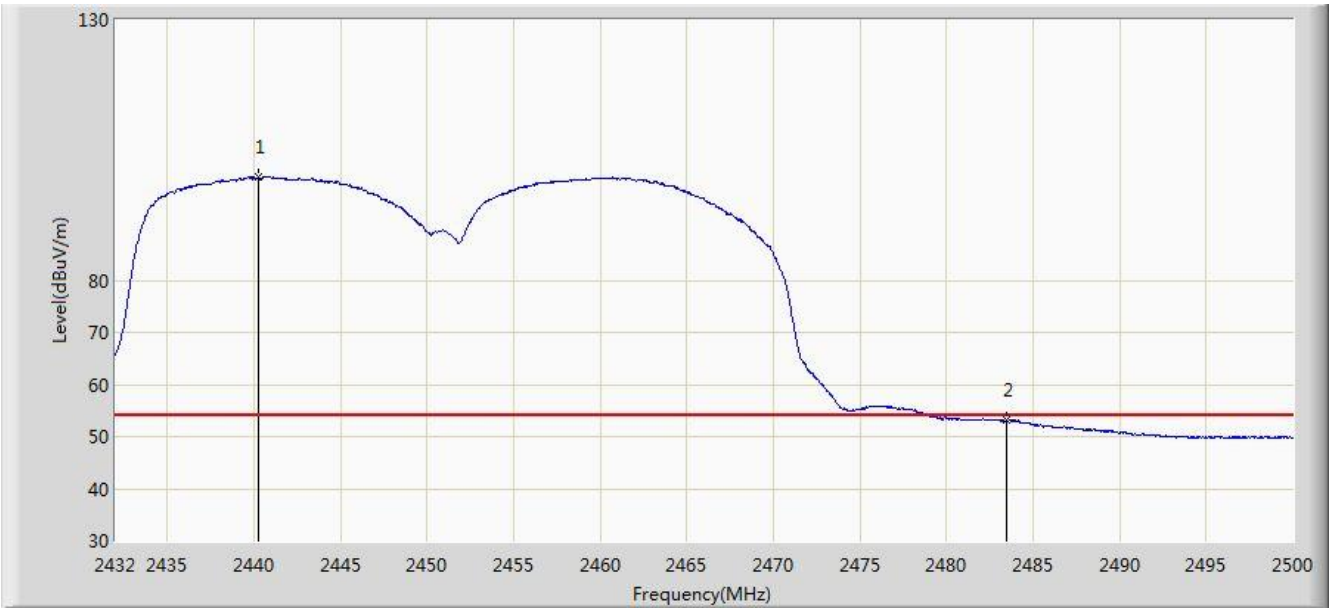

No	Flag	Mark	Frequency (MHz)	Measure Level (dBuV/m)	Reading Level (dBuV)	Over Limit (dB)	Limit (dBuV/m)	Factor (dB)	Type
1		*	2440.228	99.749	67.257	N/A	N/A	32.492	AV
2			2483.500	53.061	20.480	-0.939	54.000	32.580	AV

Note: Measure Level (dBµV/m) = Reading Level (dBµV) + Factor (dB)

Factor (dB) = Cable Loss (dB) + Antenna Factor (dB/m)

Site: AC1	Time: 2017/09/13 - 01:07
Limit: FCC_Part15.209_RE(3m)	Engineer: Kevin Ker
Probe: BBHA9120D_1GHz_18GHz	Polarity: Horizontal
EUT: ACCESS POINT	Power: POE (DC 57V)
Test Mode: Transmit by 802.11n-HT20 at channel 2412MHz Ant 0 + 1 (Beam-Forming Mode)	

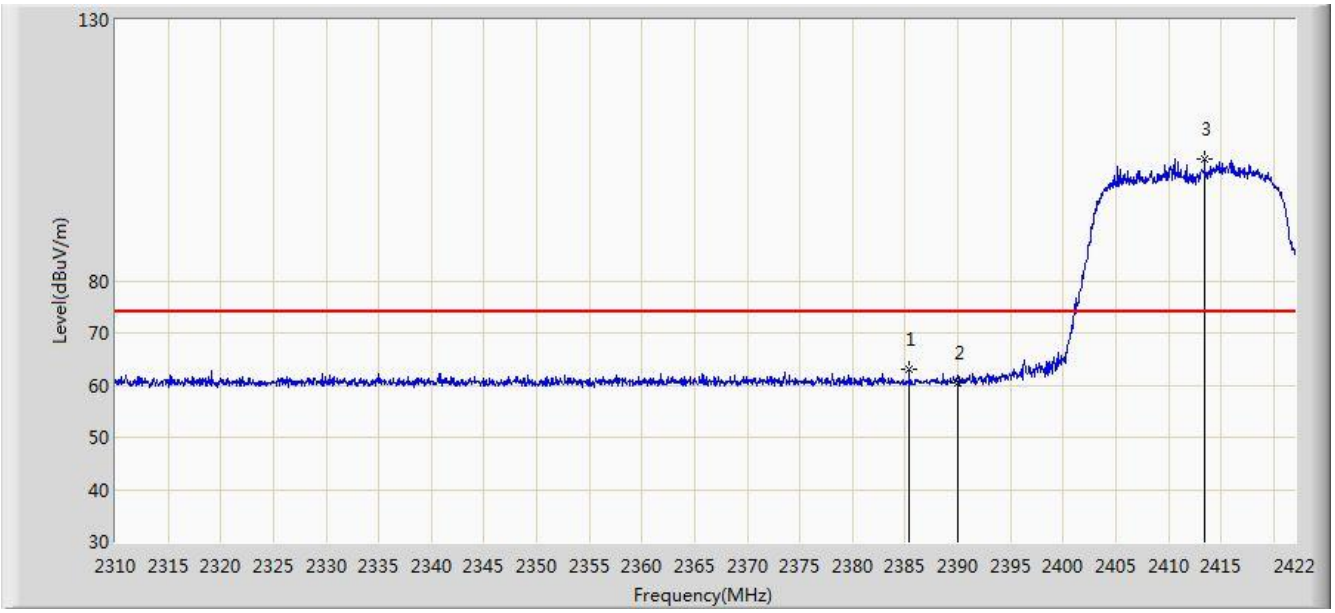

No	Flag	Mark	Frequency (MHz)	Measure Level (dBuV/m)	Reading Level (dBuV)	Over Limit (dB)	Limit (dBuV/m)	Factor (dB)	Type
1			2385.376	62.945	30.384	-11.055	74.000	32.560	PK
2			2390.000	60.405	27.851	-13.595	74.000	32.554	PK
3		*	2413.432	103.393	70.869	N/A	N/A	32.524	PK

Note: Measure Level (dBµV/m) = Reading Level (dBµV) + Factor (dB)

Factor (dB) = Cable Loss (dB) + Antenna Factor (dB/m)

Site: AC1	Time: 2017/09/13 - 01:09
Limit: FCC_Part15.209_RE(3m)	Engineer: Kevin Ker
Probe: BBHA9120D_1GHz_18GHz	Polarity: Horizontal
EUT: ACCESS POINT	Power: POE (DC 57V)
Test Mode: Transmit by 802.11n-HT20 at channel 2412MHz Ant 0 + 1 (Beam-Forming Mode)	

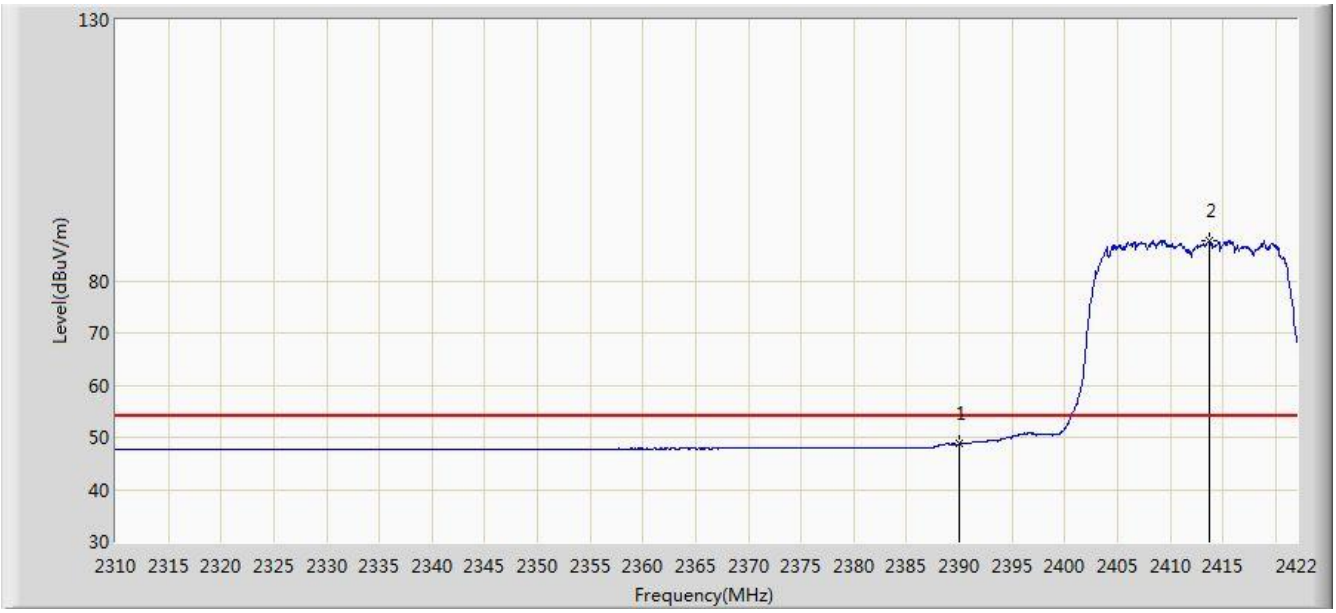

No	Flag	Mark	Frequency (MHz)	Measure Level (dBuV/m)	Reading Level (dBuV)	Over Limit (dB)	Limit (dBuV/m)	Factor (dB)	Type
1			2390.000	48.698	16.144	-5.302	54.000	32.554	AV
2		*	2413.656	87.721	55.197	N/A	N/A	32.524	AV

Note: Measure Level (dBµV/m) = Reading Level (dBµV) + Factor (dB)

Factor (dB) = Cable Loss (dB) + Antenna Factor (dB/m)

Site: AC1	Time: 2017/09/13 - 01:02
Limit: FCC_Part15.209_RE(3m)	Engineer: Kevin Ker
Probe: BBHA9120D_1GHz_18GHz	Polarity: Vertical
EUT: ACCESS POINT	Power: POE (DC 57V)
Test Mode: Transmit by 802.11n-HT20 at channel 2412MHz Ant 0 + 1 (Beam-Forming Mode)	

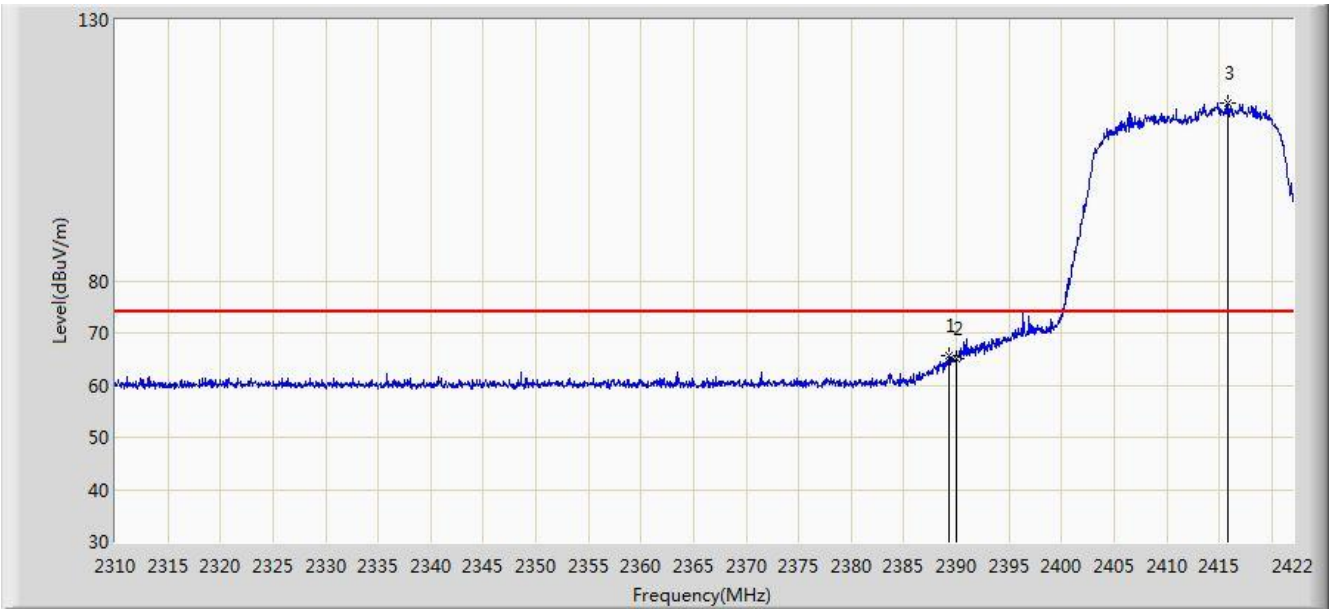

No	Flag	Mark	Frequency (MHz)	Measure Level (dBuV/m)	Reading Level (dBuV)	Over Limit (dB)	Limit (dBuV/m)	Factor (dB)	Type
1			2389.296	65.606	33.051	-8.394	74.000	32.555	PK
2			2390.000	65.107	32.553	-8.893	74.000	32.554	PK
3		*	2415.784	114.132	81.611	N/A	N/A	32.521	PK

Note: Measure Level (dBµV/m) = Reading Level (dBµV) + Factor (dB)

Factor (dB) = Cable Loss (dB) + Antenna Factor (dB/m)

Site: AC1	Time: 2017/09/13 - 01:06
Limit: FCC_Part15.209_RE(3m)	Engineer: Kevin Ker
Probe: BBHA9120D_1GHz_18GHz	Polarity: Vertical
EUT: ACCESS POINT	Power: POE (DC 57V)
Test Mode: Transmit by 802.11n-HT20 at channel 2412MHz Ant 0 + 1 (Beam-Forming Mode)	

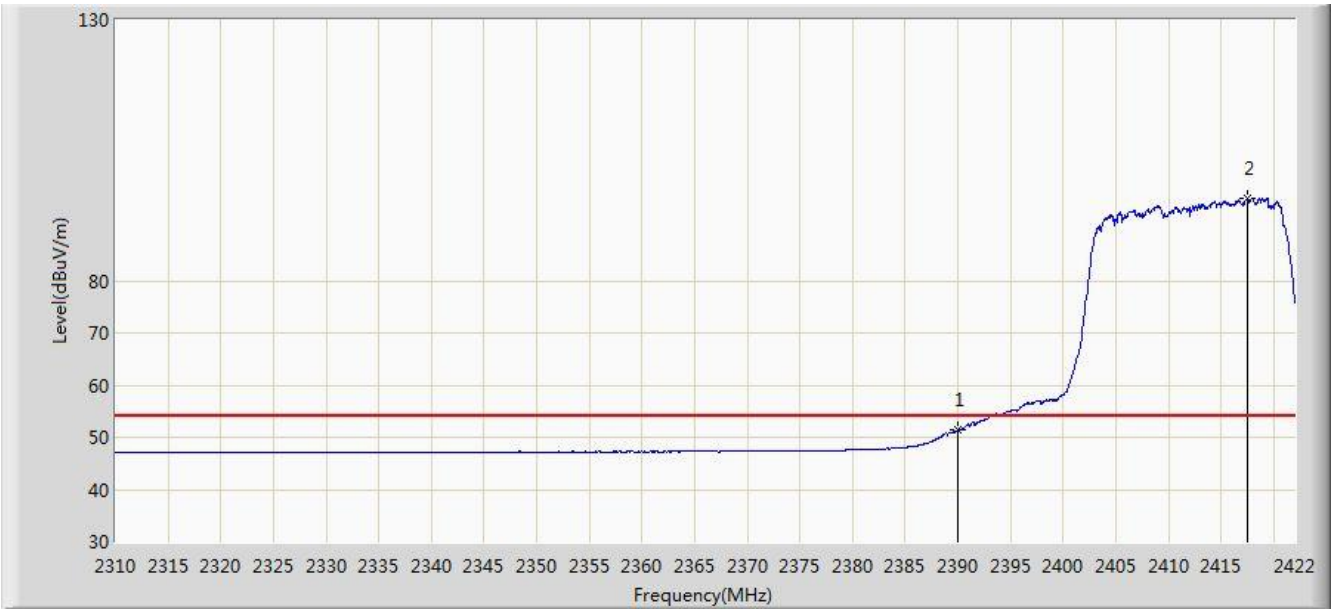

No	Flag	Mark	Frequency (MHz)	Measure Level (dBuV/m)	Reading Level (dBuV)	Over Limit (dB)	Limit (dBuV/m)	Factor (dB)	Type
1			2390.000	51.314	18.760	-2.686	54.000	32.554	AV
2		*	2417.520	95.729	63.210	N/A	N/A	32.519	AV

Note: Measure Level (dBµV/m) = Reading Level (dBµV) + Factor (dB)

Factor (dB) = Cable Loss (dB) + Antenna Factor (dB/m)

Site: AC1	Time: 2017/09/13 - 01:17
Limit: FCC_Part15.209_RE(3m)	Engineer: Kevin Ker
Probe: BBHA9120D_1GHz_18GHz	Polarity: Horizontal
EUT: ACCESS POINT	Power: POE (DC 57V)
Test Mode: Transmit by 802.11n-HT20 at channel 2462MHz Ant 0 + 1 (Beam-Forming Mode)	

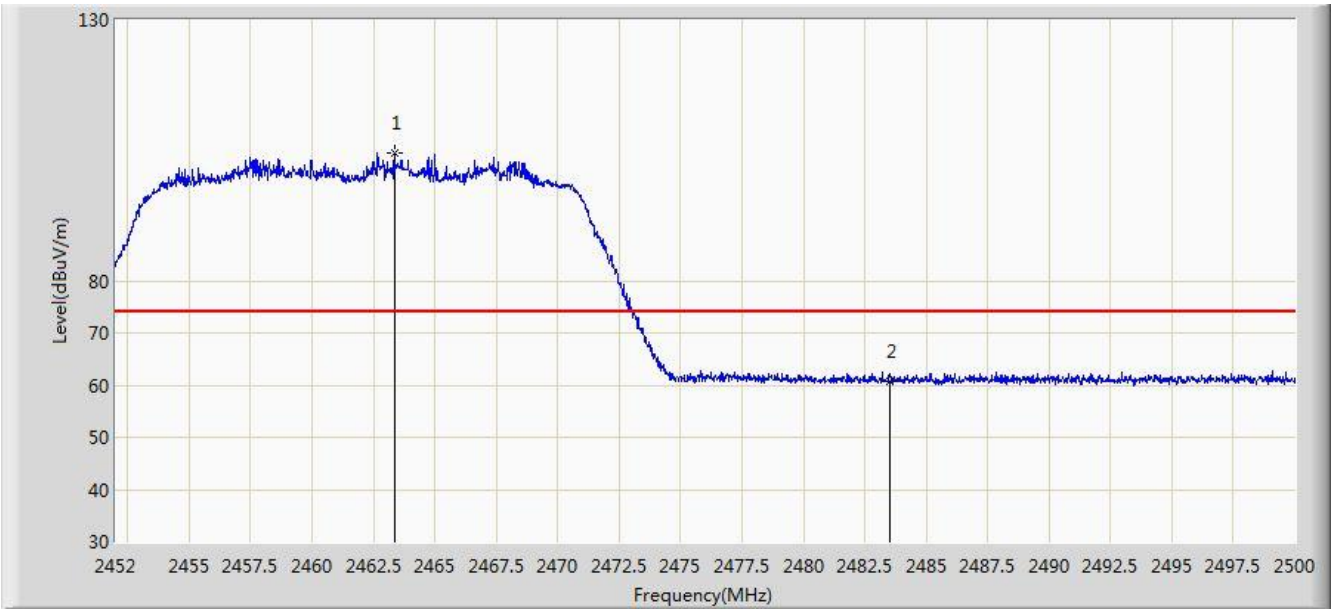

No	Flag	Mark	Frequency (MHz)	Measure Level (dBuV/m)	Reading Level (dBuV)	Over Limit (dB)	Limit (dBuV/m)	Factor (dB)	Type
1		*	2463.352	104.409	71.889	N/A	N/A	32.520	PK
2			2483.500	60.634	28.053	-13.366	74.000	32.580	PK

Note: Measure Level (dBµV/m) = Reading Level (dBµV) + Factor (dB)

Factor (dB) = Cable Loss (dB) + Antenna Factor (dB/m)

Site: AC1	Time: 2017/09/13 - 01:18
Limit: FCC_Part15.209_RE(3m)	Engineer: Kevin Ker
Probe: BBHA9120D_1GHz_18GHz	Polarity: Horizontal
EUT: ACCESS POINT	Power: POE (DC 57V)
Test Mode: Transmit by 802.11n-HT20 at channel 2462MHz Ant 0 + 1 (Beam-Forming Mode)	

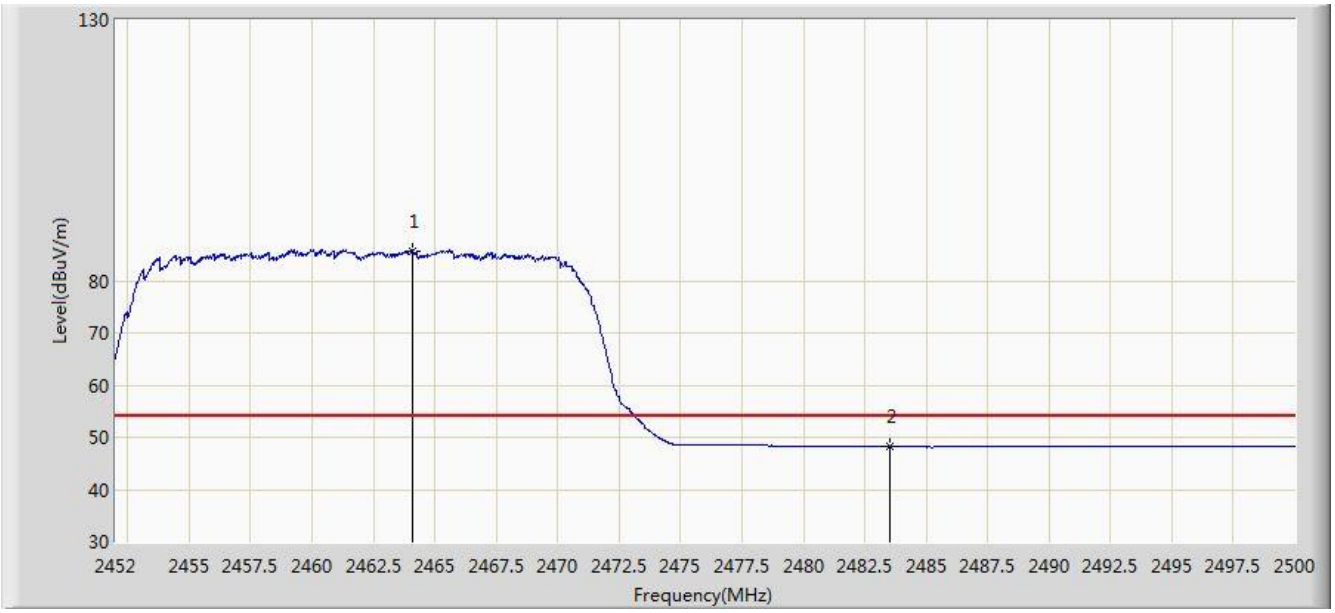

No	Flag	Mark	Frequency (MHz)	Measure Level (dBuV/m)	Reading Level (dBuV)	Over Limit (dB)	Limit (dBuV/m)	Factor (dB)	Type
1		*	2464.096	85.753	53.231	N/A	N/A	32.523	AV
2			2483.500	48.164	15.583	-5.836	54.000	32.580	AV

Note: Measure Level (dBµV/m) = Reading Level (dBµV) + Factor (dB)

Factor (dB) = Cable Loss (dB) + Antenna Factor (dB/m)

Site: AC1	Time: 2017/09/13 - 01:12
Limit: FCC_Part15.209_RE(3m)	Engineer: Kevin Ker
Probe: BBHA9120D_1GHz_18GHz	Polarity: Vertical
EUT: ACCESS POINT	Power: POE (DC 57V)
Test Mode: Transmit by 802.11n-HT20 at channel 2462MHz Ant 0 + 1 (Beam-Forming Mode)	

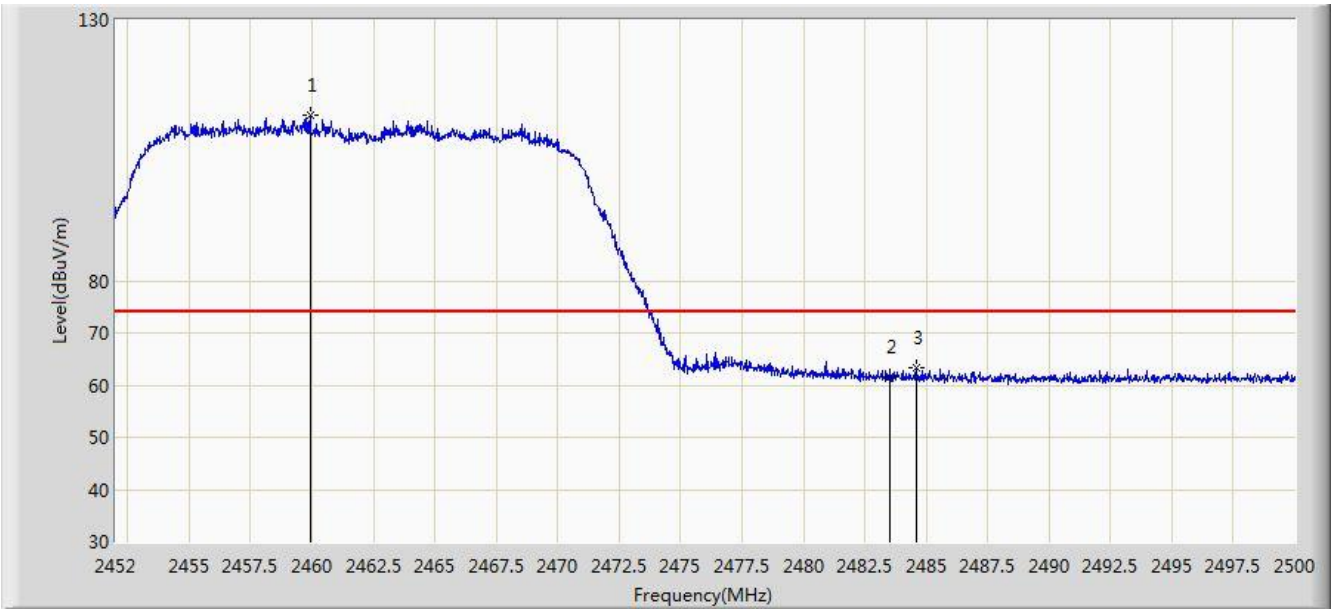

No	Flag	Mark	Frequency (MHz)	Measure Level (dBuV/m)	Reading Level (dBuV)	Over Limit (dB)	Limit (dBuV/m)	Factor (dB)	Type
1		*	2459.944	111.714	79.201	N/A	N/A	32.513	PK
2			2483.500	61.625	29.044	-12.375	74.000	32.580	PK
3			2484.592	63.257	30.673	-10.743	74.000	32.584	PK

Note: Measure Level (dBµV/m) = Reading Level (dBµV) + Factor (dB)

Factor (dB) = Cable Loss (dB) + Antenna Factor (dB/m)

Site: AC1	Time: 2017/09/13 - 01:16
Limit: FCC_Part15.209_RE(3m)	Engineer: Kevin Ker
Probe: BBHA9120D_1GHz_18GHz	Polarity: Vertical
EUT: ACCESS POINT	Power: POE (DC 57V)
Test Mode: Transmit by 802.11n-HT20 at channel 2462MHz Ant 0 + 1 (Beam-Forming Mode)	

No	Flag	Mark	Frequency (MHz)	Measure Level (dBuV/m)	Reading Level (dBuV)	Over Limit (dB)	Limit (dBuV/m)	Factor (dB)	Type
1		*	2459.608	94.477	61.965	N/A	N/A	32.513	AV
2			2483.500	48.662	16.081	-5.338	54.000	32.580	AV

Note: Measure Level (dBµV/m) = Reading Level (dBµV) + Factor (dB)

Factor (dB) = Cable Loss (dB) + Antenna Factor (dB/m)

Site: AC1	Time: 2017/09/13 - 01:29
Limit: FCC_Part15.209_RE(3m)	Engineer: Kevin Ker
Probe: BBHA9120D_1GHz_18GHz	Polarity: Horizontal
EUT: ACCESS POINT	Power: POE (DC 57V)
Test Mode: Transmit by 802.11n-HT40 at channel 2422MHz Ant 0 + 1 (Beam-Forming Mode)	

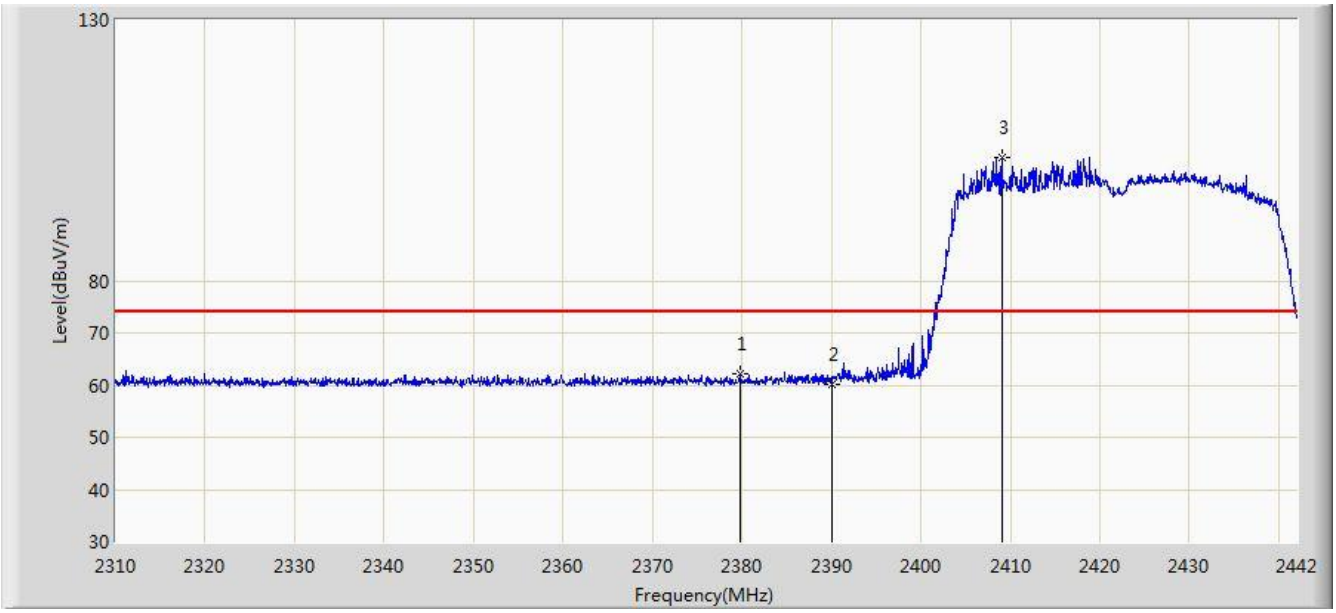

No	Flag	Mark	Frequency (MHz)	Measure Level (dBuV/m)	Reading Level (dBuV)	Over Limit (dB)	Limit (dBuV/m)	Factor (dB)	Type
1			2379.828	62.223	29.655	-11.777	74.000	32.569	PK
2			2390.000	60.241	27.687	-13.759	74.000	32.554	PK
3		*	2409.066	103.588	71.059	N/A	N/A	32.530	PK

Note: Measure Level (dBµV/m) = Reading Level (dBµV) + Factor (dB)

Factor (dB) = Cable Loss (dB) + Antenna Factor (dB/m)

Site: AC1	Time: 2017/09/13 - 01:30
Limit: FCC_Part15.209_RE(3m)	Engineer: Kevin Ker
Probe: BBHA9120D_1GHz_18GHz	Polarity: Horizontal
EUT: ACCESS POINT	Power: POE (DC 57V)
Test Mode: Transmit by 802.11n-HT40 at channel 2422MHz Ant 0 + 1 (Beam-Forming Mode)	

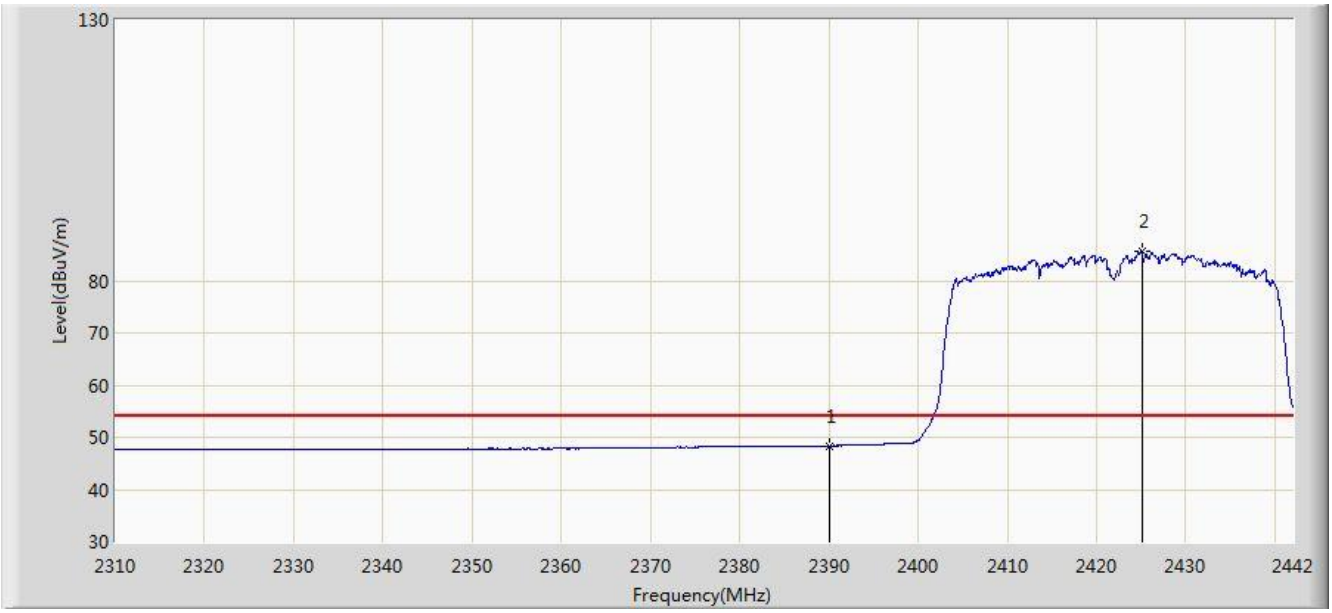

No	Flag	Mark	Frequency (MHz)	Measure Level (dBuV/m)	Reading Level (dBuV)	Over Limit (dB)	Limit (dBuV/m)	Factor (dB)	Type
1			2390.000	48.355	15.801	-5.645	54.000	32.554	AV
2		*	2425.104	85.517	53.007	N/A	N/A	32.510	AV

Note: Measure Level (dBµV/m) = Reading Level (dBµV) + Factor (dB)

Factor (dB) = Cable Loss (dB) + Antenna Factor (dB/m)

Site: AC1	Time: 2017/09/13 - 01:20
Limit: FCC_Part15.209_RE(3m)	Engineer: Kevin Ker
Probe: BBHA9120D_1GHz_18GHz	Polarity: Vertical
EUT: ACCESS POINT	Power: POE (DC 57V)
Test Mode: Transmit by 802.11n-HT40 at channel 2422MHz Ant 0 + 1 (Beam-Forming Mode)	

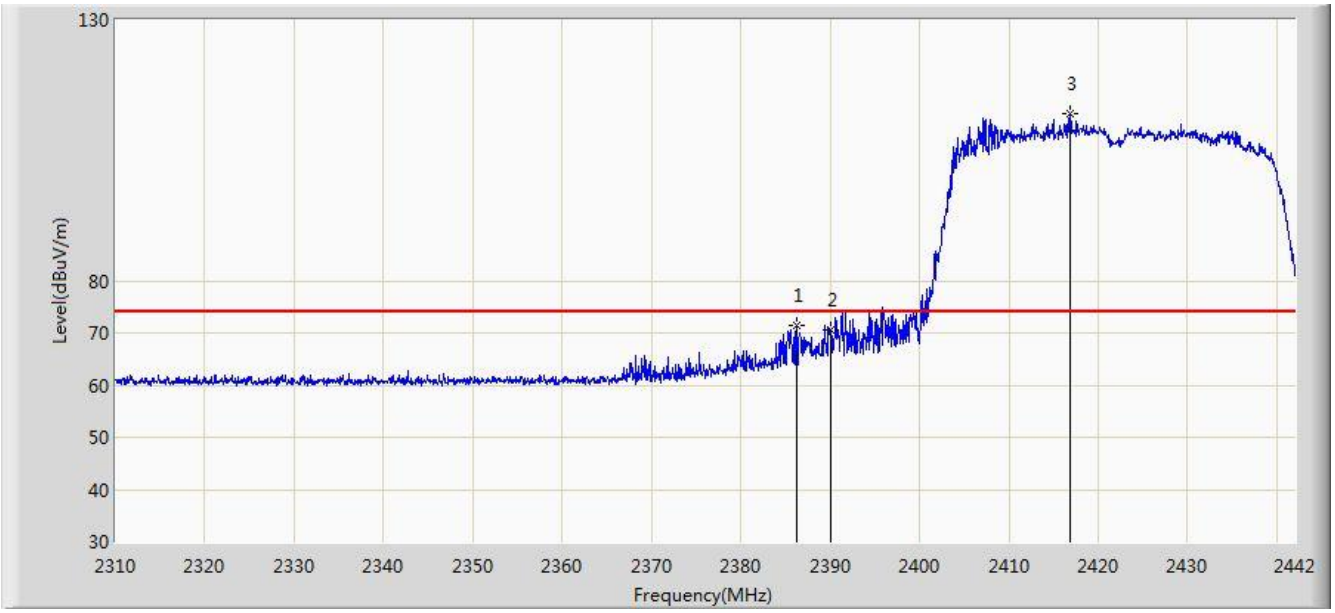

No	Flag	Mark	Frequency (MHz)	Measure Level (dBuV/m)	Reading Level (dBuV)	Over Limit (dB)	Limit (dBuV/m)	Factor (dB)	Type
1			2386.230	71.503	38.943	-2.497	74.000	32.559	PK
2			2390.000	70.497	37.943	-3.503	74.000	32.554	PK
3		*	2416.920	112.031	79.511	N/A	N/A	32.520	PK

Note: Measure Level (dBµV/m) = Reading Level (dBµV) + Factor (dB)

Factor (dB) = Cable Loss (dB) + Antenna Factor (dB/m)

Site: AC1	Time: 2017/09/13 - 01:24
Limit: FCC_Part15.209_RE(3m)	Engineer: Kevin Ker
Probe: BBHA9120D_1GHz_18GHz	Polarity: Vertical
EUT: ACCESS POINT	Power: POE (DC 57V)
Test Mode: Transmit by 802.11n-HT40 at channel 2422MHz Ant 0 + 1 (Beam-Forming Mode)	

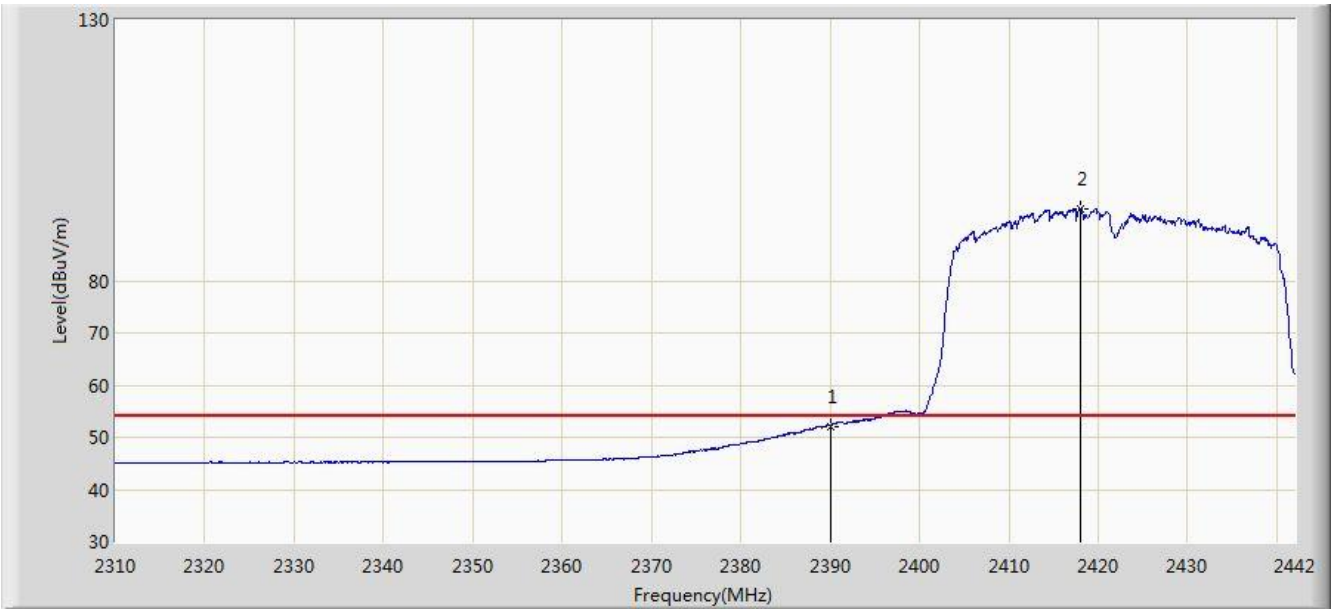

No	Flag	Mark	Frequency (MHz)	Measure Level (dBuV/m)	Reading Level (dBuV)	Over Limit (dB)	Limit (dBuV/m)	Factor (dB)	Type
1			2390.000	52.033	19.479	-1.967	54.000	32.554	AV
2		*	2418.042	93.906	61.388	N/A	N/A	32.518	AV

Note: Measure Level (dBµV/m) = Reading Level (dBµV) + Factor (dB)

Factor (dB) = Cable Loss (dB) + Antenna Factor (dB/m)

Site: AC1	Time: 2017/11/14 - 01:15
Limit: FCC_Part15.209_RE(3m)	Engineer: Kevin Ker
Probe: BBHA9120D_1GHz_18GHz	Polarity: Horizontal
EUT: ACCESS POINT	Power: POE (DC 57V)
Test Mode: Transmit by 802.11n-HT40 at channel 2452MHz Ant 0 + 1 (Beam-Forming Mode)	

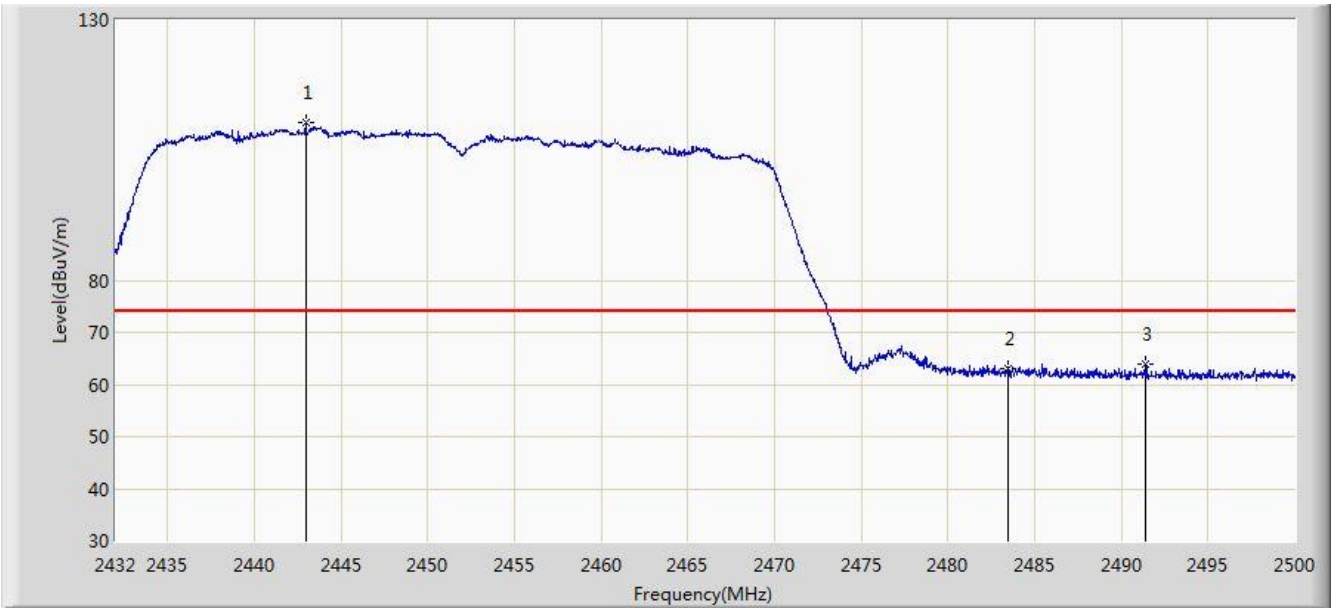

No	Flag	Mark	Frequency (MHz)	Measure Level (dBuV/m)	Reading Level (dBuV)	Over Limit (dB)	Limit (dBuV/m)	Factor (dB)	Type
1		*	2437.032	104.463	71.967	N/A	N/A	32.496	PK
2			2483.500	61.037	28.456	-12.963	74.000	32.580	PK
3			2484.598	62.501	29.917	-11.499	74.000	32.584	PK

Note: Measure Level (dBµV/m) = Reading Level (dBµV) + Factor (dB)

Factor (dB) = Cable Loss (dB) + Antenna Factor (dB/m)

Site: AC1	Time: 2017/11/14 - 01:18
Limit: FCC_Part15.209_RE(3m)	Engineer: Kevin Ker
Probe: BBHA9120D_1GHz_18GHz	Polarity: Horizontal
EUT: ACCESS POINT	Power: POE (DC 57V)
Test Mode: Transmit by 802.11n-HT40 at channel 2452MHz Ant 0 + 1 (Beam-Forming Mode)	

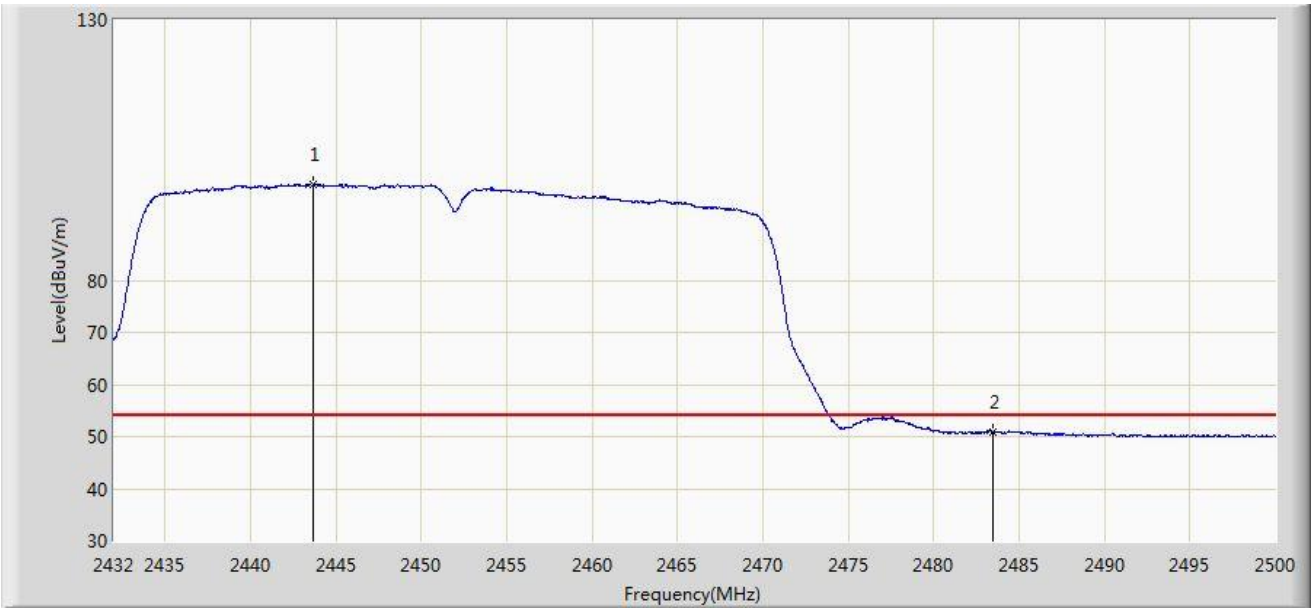

No	Flag	Mark	Frequency (MHz)	Measure Level (dBuV/m)	Reading Level (dBuV)	Over Limit (dB)	Limit (dBuV/m)	Factor (dB)	Type
1		*	2443.696	98.320	65.832	N/A	N/A	32.488	AV
2			2483.500	50.857	18.276	-3.143	54.000	32.580	AV

Note: Measure Level (dBµV/m) = Reading Level (dBµV) + Factor (dB)

Factor (dB) = Cable Loss (dB) + Antenna Factor (dB/m)

Site: AC1	Time: 2017/11/14 - 01:09
Limit: FCC_Part15.209_RE(3m)	Engineer: Kevin Ker
Probe: BBHA9120D_1GHz_18GHz	Polarity: Vertical
EUT: ACCESS POINT	Power: POE (DC 57V)
Test Mode: Transmit by 802.11n-HT40 at channel 2452MHz Ant 0 + 1 (Beam-Forming Mode)	

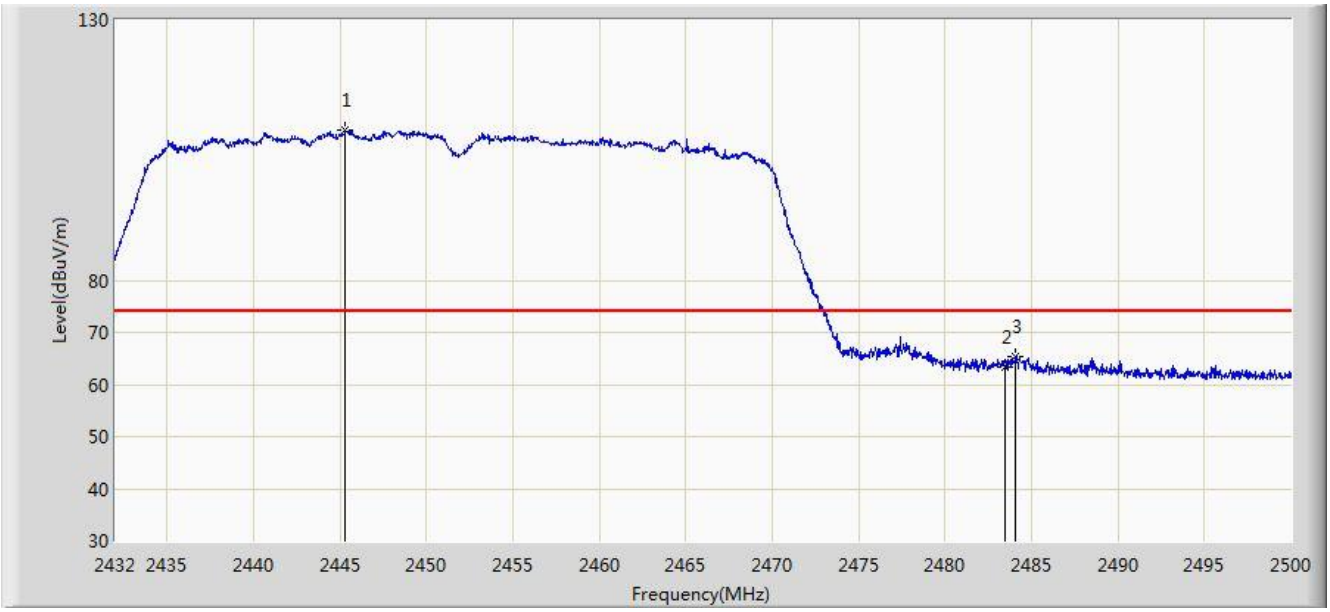

No	Flag	Mark	Frequency (MHz)	Measure Level (dBuV/m)	Reading Level (dBuV)	Over Limit (dB)	Limit (dBuV/m)	Factor (dB)	Type
1		*	2445.294	108.749	76.262	N/A	N/A	32.491	PK
2			2483.500	63.339	30.758	-10.661	74.000	32.580	PK
3			2484.088	65.356	32.774	-8.644	74.000	32.585	PK

Note: Measure Level (dBµV/m) = Reading Level (dBµV) + Factor (dB)

Factor (dB) = Cable Loss (dB) + Antenna Factor (dB/m)

Site: AC1	Time: 2017/11/14 - 01:14
Limit: FCC_Part15.209_RE(3m)	Engineer: Kevin Ker
Probe: BBHA9120D_1GHz_18GHz	Polarity: Vertical
EUT: ACCESS POINT	Power: POE (DC 57V)
Test Mode: Transmit by 802.11n-HT40 at channel 2452MHz Ant 0 + 1 (Beam-Forming Mode)	

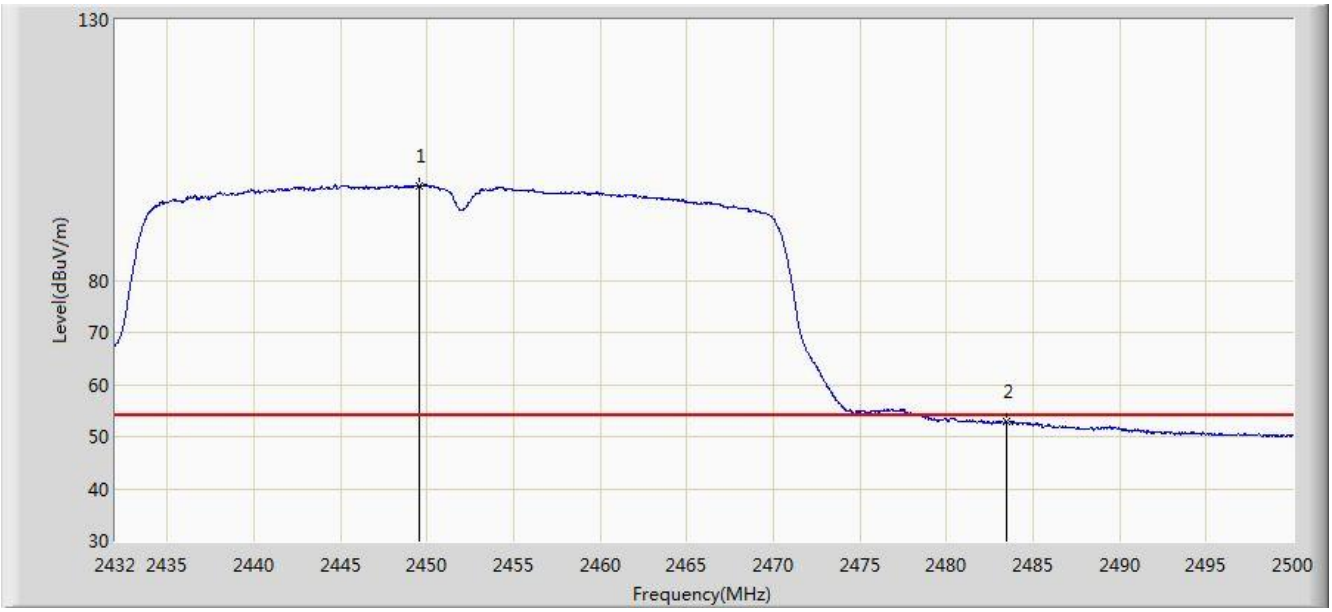

No	Flag	Mark	Frequency (MHz)	Measure Level (dBuV/m)	Reading Level (dBuV)	Over Limit (dB)	Limit (dBuV/m)	Factor (dB)	Type
1		*	2449.544	98.194	65.700	N/A	N/A	32.495	AV
2			2483.500	52.780	20.199	-1.220	54.000	32.580	AV

Note: Measure Level (dBµV/m) = Reading Level (dBµV) + Factor (dB)

Factor (dB) = Cable Loss (dB) + Antenna Factor (dB/m)

7. AC Conducted Emissions Measurement Test Result

Site: SR2	Time: 2017/09/13 - 15:11
Limit: FCC_Part15.207_CE_AC Power_ClassB	Engineer: Kevin Ker
Probe: ENV216_101683_Filter On	Polarity: Line
EUT: ACCESS POINT	Power: AC 120V/60Hz
Worse Case Mode: Transmit by 802.11n-HT20 at Channel 2412MHz Ant 0 + 1	

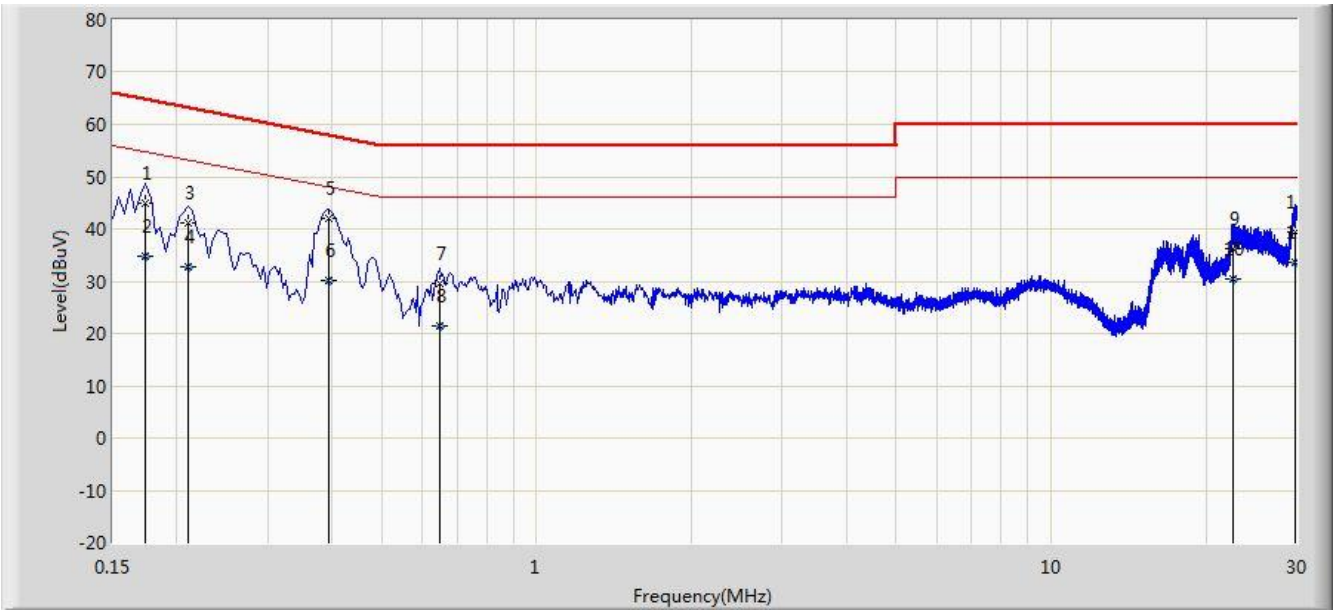

No	Flag	Mark	Frequency (MHz)	Measure Level (dBuV)	Reading Level (dBuV)	Over Limit (dB)	Limit (dBuV)	Factor (dB)	Type
1			0.174	44.855	34.787	-19.912	64.767	10.068	QP
2			0.174	34.786	24.718	-19.981	54.767	10.068	AV
3			0.210	41.235	31.267	-21.970	63.205	9.969	QP
4			0.210	32.774	22.805	-20.432	53.205	9.969	AV
5		*	0.394	42.129	32.049	-15.850	57.979	10.080	QP
6			0.394	30.224	20.144	-17.755	47.979	10.080	AV
7			0.650	29.552	19.463	-26.448	56.000	10.089	QP
8			0.650	21.451	11.362	-24.549	46.000	10.089	AV
9			22.618	36.164	25.989	-23.836	60.000	10.175	QP
10			22.618	30.418	20.244	-19.582	50.000	10.175	AV
11			29.878	39.384	29.112	-20.616	60.000	10.272	QP
12			29.878	33.677	23.405	-16.323	50.000	10.272	AV

Note: Measure Level (dBμV) = Reading Level (dBμV) + Factor (dB)

Factor (dB) = Cable Loss (dB) + LISN Factor (dB)

Site: SR2	Time: 2017/09/13 - 15:18
Limit: FCC_Part15.207_CE_AC Power_ClassB	Engineer: Kevin Ker
Probe: ENV216_101683_Filter On	Polarity: Neutral
EUT: ACESS POINT	Power: AC 120V/60Hz
Worse Case Mode: Transmit by 802.11n-HT20 at Channel 2412MHz Ant 0 + 1	

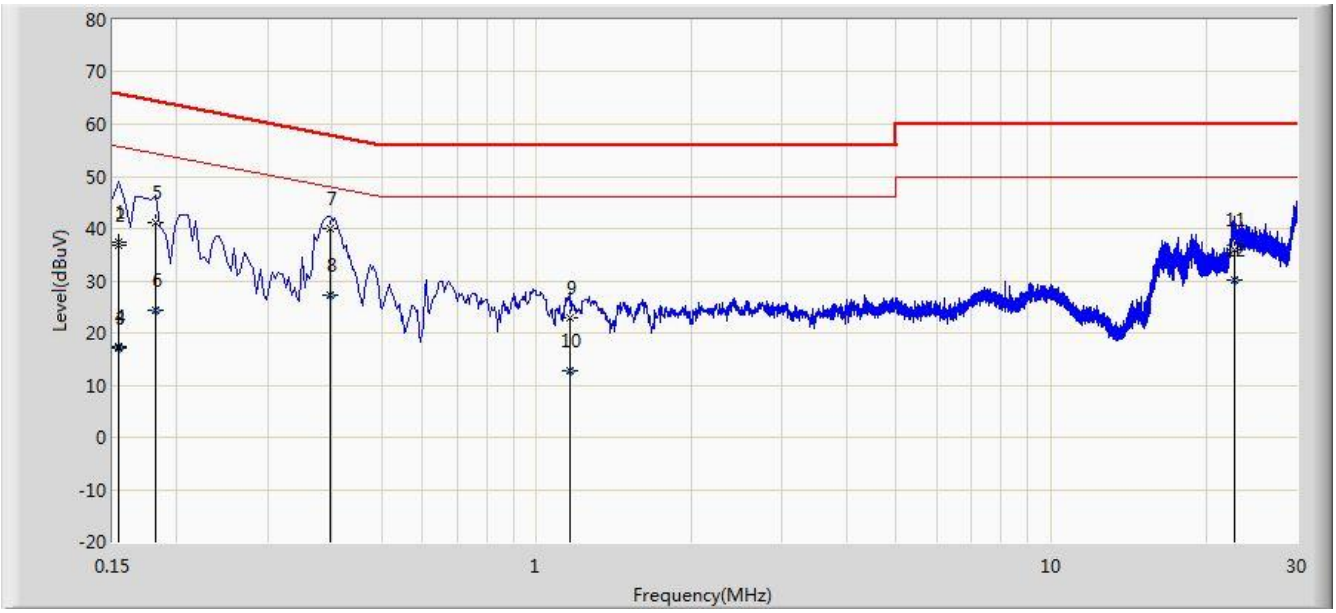

No	Flag	Mark	Frequency (MHz)	Measure Level (dBuV)	Reading Level (dBuV)	Over Limit (dB)	Limit (dBuV)	Factor (dB)	Type
1			0.154	37.503	26.787	-28.278	65.781	10.716	QP
2			0.154	17.228	6.512	-38.554	55.781	10.716	AV
3			0.155	36.691	25.975	-29.090	65.781	10.716	QP
4			0.155	17.267	6.552	-38.514	55.781	10.716	AV
5			0.182	41.186	31.144	-23.208	64.394	10.042	QP
6			0.182	24.295	14.252	-30.099	54.394	10.042	AV
7		*	0.398	40.101	29.991	-17.794	57.895	10.111	QP
8			0.398	27.263	17.153	-20.632	47.895	10.111	AV
9			1.158	22.840	12.936	-33.160	56.000	9.904	QP
10			1.158	12.688	2.784	-33.312	46.000	9.904	AV
11			22.746	35.826	25.585	-24.174	60.000	10.241	QP
12			22.746	30.049	19.808	-19.951	50.000	10.241	AV

Note: Measure Level (dBμV) = Reading Level (dBμV) + Factor (dB)

Factor (dB) = Cable Loss (dB) + LISN Factor (dB)