Summary

Mode	Result	Type	Freq (Hz)	Level (dBuV/m)	Limit (dBuV/m)	Margin (dB)	Dist (m)	Condition	Azimuth (°)	Height (m)	Comments
2.4-2.4835GHz	-	-	-	-	-	-	-	-	-	-	-
802.11ax HEW40_Nss1,(MCS0)_2TX	Pass	PK	30M	35.25	40.00	-4.75	3	Vertical	360	1.00	-

Remark : Level (dBuV/m) = Raw(Read Level) + AF(Antenna Factor) + CL(Cable Loss) - PA(Preamp Factor)

Result

Mode	Result	Type	Freq (Hz)	Level (dBuV/m)	Limit (dBuV/m)	Margin (dB)	Dist (m)	Condition	Azimuth (°)	Height (m)	Comments
802.11ax HEW40_Nss1,(MCS0)_2TX	-	-	-	-	-	-	-	-	-	-	-
2437MHz	Pass	PK	30M	35.25	40.00	-4.75	3	Vertical	360	1.00	-
2437MHz	Pass	PK	45.52M	32.68	40.00	-7.32	3	Vertical	360	1.00	-
2437MHz	Pass	PK	82.38M	23.33	40.00	-16.67	3	Vertical	360	1.00	-
2437MHz	Pass	PK	210.42M	27.86	43.50	-15.64	3	Vertical	360	1.00	-
2437MHz	Pass	PK	245.34M	31.57	46.00	-14.43	3	Vertical	360	1.00	-
2437MHz	Pass	PK	264.74M	29.44	46.00	-16.56	3	Vertical	360	1.00	-
2437MHz	Pass	PK	30M	25.10	40.00	-14.90	3	Horizontal	0	1.00	-
2437MHz	Pass	PK	61.04M	28.02	40.00	-11.98	3	Horizontal	0	1.00	-
2437MHz	Pass	PK	144.46M	24.57	43.50	-18.93	3	Horizontal	0	1.00	-
2437MHz	Pass	PK	270.56M	32.95	46.00	-13.05	3	Horizontal	0	1.00	-
2437MHz	Pass	PK	288.02M	33.32	46.00	-12.68	3	Horizontal	0	1.00	-
2437MHz	Pass	PK	334.58M	31.25	46.00	-14.75	3	Horizontal	0	1.00	-

Remark : Level (dBuV/m) = Raw(Read Level) + AF(Antenna Factor) + CL(Cable Loss) - PA(Preamp Factor)

802.11ax HEW40_Nss1,(MCS0)_2TX

2437MHz_PoE

01/06/2020

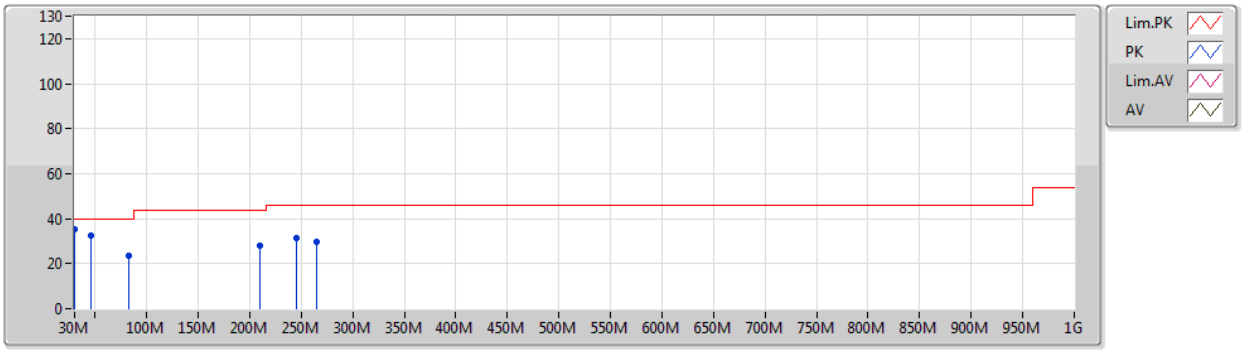

Type	Freq	Level	Limit	Margin	Factor	Dist	Condition	Azimuth	Height	Comment	Raw	AF	CL	PA
	(Hz)	(dBuV/m)	(dBuV/m)	(dB)	(dB)	(m)		(°)	(m)		(dBuV)	(dB)	(dB)	(dB)
PK	30M	35.25	40.00	-4.75	-12.94	3	Vertical	360	1.00	-	48.19	23.77	0.40	37.11
PK	45.52M	32.68	40.00	-7.32	-20.84	3	Vertical	360	1.00	-	53.52	15.76	0.50	37.10
PK	82.38M	23.33	40.00	-16.67	-23.34	3	Vertical	360	1.00	-	46.67	12.88	0.70	36.92
PK	210.42M	27.86	43.50	-15.64	-21.05	3	Vertical	360	1.00	-	48.91	14.18	1.14	36.37
PK	245.34M	31.57	46.00	-14.43	-18.13	3	Vertical	360	1.00	-	49.70	17.01	1.28	36.42
PK	264.74M	29.44	46.00	-16.56	-16.31	3	Vertical	360	1.00	-	45.75	18.79	1.33	36.43

Remark : Level (dBuV/m) = Raw(Read Level) + AF(Antenna Factor) + CL(Cable Loss) - PA(Preamp Factor)

802.11ax HEW40_Nss1,(MCS0)_2TX

2437MHz_PoE

01/06/2020

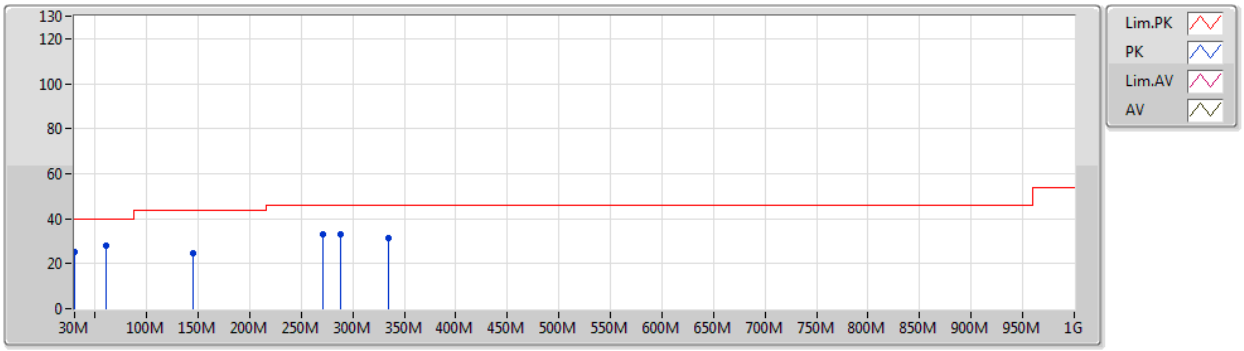

Type	Freq	Level	Limit	Margin	Factor	Dist	Condition	Azimuth	Height	Comment	Raw	AF	CL	PA
	(Hz)	(dBuV/m)	(dBuV/m)	(dB)	(dB)	(m)		(°)	(m)		(dBuV)	(dB)	(dB)	(dB)
PK	30M	25.10	40.00	-14.90	-12.94	3	Horizontal	0	1.00	-	38.04	23.77	0.40	37.11
PK	61.04M	28.02	40.00	-11.98	-25.66	3	Horizontal	0	1.00	-	53.68	10.82	0.60	37.08
PK	144.46M	24.57	43.50	-18.93	-19.11	3	Horizontal	0	1.00	-	43.68	16.42	0.92	36.45
PK	270.56M	32.95	46.00	-13.05	-16.84	3	Horizontal	0	1.00	-	49.79	18.26	1.34	36.44
PK	288.02M	33.32	46.00	-12.68	-17.00	3	Horizontal	0	1.00	-	50.32	18.09	1.38	36.47
PK	334.58M	31.25	46.00	-14.75	-16.14	3	Horizontal	0	1.00	-	47.39	18.92	1.47	36.53

Remark : Level (dBuV/m) = Raw(Read Level) + AF(Antenna Factor) + CL(Cable Loss) - PA(Preamp Factor)

Summary

Mode	Result	Type	Freq (Hz)	Level (dBuV/m)	Limit (dBuV/m)	Margin (dB)	Dist (m)	Condition	Azimuth (°)	Height (m)	Comments
2.4-2.4835GHz	-	-	-	-	-	-	-	-	-	-	-
802.11b_Nss1,(1Mbps)_2TX	Pass	AV	4.82398G	53.24	54.00	-0.76	3	Vertical	40	2.26	-
802.11g_Nss1,(6Mbps)_2TX	Pass	AV	2.4842G	53.22	54.00	-0.78	3	Horizontal	313	2.61	-
802.11ax HEW20_Nss1,(MCS0)_2TX	Pass	AV	2.39G	53.24	54.00	-0.76	3	Horizontal	168	3.00	-
802.11ax HEW40_Nss1,(MCS0)_2TX	Pass	AV	2.4842G	53.24	54.00	-0.76	3	Horizontal	40	2.81	-

Remark : Level (dBuV/m) = Raw(Read Level) + AF(Antenna Factor) + CL(Cable Loss) - PA(Preamp Factor)

Result

Mode	Result	Type	Freq (Hz)	Level (dBuV/m)	Limit (dBuV/m)	Margin (dB)	Dist (m)	Condition	Azimuth (°)	Height (m)	Comments
802.11b_Nss1,(1Mbps)_2TX	-	-	-	-	-	-	-	-	-	-	-
2412MHz	Pass	AV	2.3888G	48.55	54.00	-5.45	3	Vertical	272	2.80	-
2412MHz	Pass	AV	2.4128G	113.38	Inf	-Inf	3	Vertical	272	2.80	-
2412MHz	Pass	PK	2.3886G	60.92	74.00	-13.08	3	Vertical	272	2.80	-
2412MHz	Pass	PK	2.4128G	115.65	Inf	-Inf	3	Vertical	272	2.80	-
2412MHz	Pass	AV	2.389G	48.57	54.00	-5.43	3	Horizontal	67	2.54	-
2412MHz	Pass	AV	2.4128G	113.02	Inf	-Inf	3	Horizontal	67	2.54	-
2412MHz	Pass	PK	2.389G	61.29	74.00	-12.71	3	Horizontal	67	2.54	-
2412MHz	Pass	PK	2.4128G	115.42	Inf	-Inf	3	Horizontal	67	2.54	-
2412MHz	Pass	AV	4.82398G	53.24	54.00	-0.76	3	Vertical	40	2.26	-
2412MHz	Pass	PK	4.82387G	57.33	74.00	-16.67	3	Vertical	40	2.26	-
2412MHz	Pass	AV	4.82398G	52.68	54.00	-1.32	3	Horizontal	299	2.11	-
2412MHz	Pass	PK	4.82387G	57.39	74.00	-16.61	3	Horizontal	299	2.11	-
2417MHz	Pass	AV	2.39G	48.78	54.00	-5.22	3	Vertical	23	2.75	-
2417MHz	Pass	AV	2.4162G	113.38	Inf	-Inf	3	Vertical	23	2.75	-
2417MHz	Pass	PK	2.3898G	60.93	74.00	-13.07	3	Vertical	23	2.75	-
2417MHz	Pass	PK	2.4178G	115.57	Inf	-Inf	3	Vertical	23	2.75	-
2417MHz	Pass	AV	2.39G	49.74	54.00	-4.26	3	Horizontal	169	2.97	-
2417MHz	Pass	AV	2.4178G	114.61	Inf	-Inf	3	Horizontal	169	2.97	-
2417MHz	Pass	PK	2.3898G	62.22	74.00	-11.78	3	Horizontal	169	2.97	-
2417MHz	Pass	PK	2.4178G	117.33	Inf	-Inf	3	Horizontal	169	2.97	-
2417MHz	Pass	AV	4.834G	53.21	54.00	-0.79	3	Vertical	41	2.33	-
2417MHz	Pass	PK	4.83396G	57.15	74.00	-16.85	3	Vertical	41	2.33	-
2417MHz	Pass	AV	4.83399G	51.38	54.00	-2.62	3	Horizontal	300	2.16	-
2417MHz	Pass	PK	4.83392G	56.34	74.00	-17.66	3	Horizontal	300	2.16	-
2437MHz	Pass	AV	2.3882G	52.03	54.00	-1.97	3	Vertical	188	1.50	-
2437MHz	Pass	AV	2.4362G	115.16	Inf	-Inf	3	Vertical	188	1.50	-
2437MHz	Pass	AV	2.4838G	49.33	54.00	-4.67	3	Vertical	188	1.50	-
2437MHz	Pass	PK	2.3882G	62.39	74.00	-11.61	3	Vertical	188	1.50	-
2437MHz	Pass	PK	2.4362G	117.74	Inf	-Inf	3	Vertical	188	1.50	-
2437MHz	Pass	PK	2.4842G	61.39	74.00	-12.61	3	Vertical	188	1.50	-
2437MHz	Pass	AV	2.3886G	49.91	54.00	-4.09	3	Horizontal	34	2.88	-
2437MHz	Pass	AV	2.4362G	115.21	Inf	-Inf	3	Horizontal	34	2.88	-
2437MHz	Pass	AV	2.4854G	49.46	54.00	-4.54	3	Horizontal	34	2.88	-
2437MHz	Pass	PK	2.3886G	61.76	74.00	-12.24	3	Horizontal	34	2.88	-
2437MHz	Pass	PK	2.4362G	117.80	Inf	-Inf	3	Horizontal	34	2.88	-
2437MHz	Pass	PK	2.4854G	61.90	74.00	-12.10	3	Horizontal	34	2.88	-
2437MHz	Pass	AV	4.87396G	52.75	54.00	-1.25	3	Vertical	38	2.70	-
2437MHz	Pass	PK	4.87389G	57.12	74.00	-16.88	3	Vertical	38	2.70	-
2437MHz	Pass	AV	4.87399G	51.91	54.00	-2.09	3	Horizontal	301	2.16	-
2437MHz	Pass	PK	4.87391G	56.31	74.00	-17.69	3	Horizontal	301	2.16	-
2457MHz	Pass	AV	2.4562G	115.38	Inf	-Inf	3	Vertical	180	2.71	-
2457MHz	Pass	AV	2.4836G	51.68	54.00	-2.32	3	Vertical	180	2.71	-
2457MHz	Pass	PK	2.4578G	117.78	Inf	-Inf	3	Vertical	180	2.71	-
2457MHz	Pass	PK	2.4835G	62.68	74.00	-11.32	3	Vertical	180	2.71	-
2457MHz	Pass	AV	2.4578G	115.29	Inf	-Inf	3	Horizontal	163	2.96	-
2457MHz	Pass	AV	2.4836G	53.09	54.00	-0.91	3	Horizontal	163	2.96	-
2457MHz	Pass	PK	2.4578G	118.07	Inf	-Inf	3	Horizontal	163	2.96	-

Remark : Level (dBuV/m) = Raw(Read Level) + AF(Antenna Factor) + CL(Cable Loss) - PA(Preamp Factor)

Mode	Result	Type	Freq (Hz)	Level (dBuV/m)	Limit (dBuV/m)	Margin (dB)	Dist (m)	Condition	Azimuth (°)	Height (m)	Comments
2457MHz	Pass	PK	2.4836G	63.75	74.00	-10.25	3	Horizontal	163	2.96	-
2457MHz	Pass	AV	4.91398G	51.77	54.00	-2.23	3	Vertical	71	2.23	-
2457MHz	Pass	PK	4.91389G	56.04	74.00	-17.96	3	Vertical	71	2.23	-
2457MHz	Pass	AV	4.914G	45.90	54.00	-8.10	3	Horizontal	310	2.23	-
2457MHz	Pass	PK	4.91398G	53.18	74.00	-20.82	3	Horizontal	310	2.23	-
2462MHz	Pass	AV	2.4612G	112.93	Inf	-Inf	3	Vertical	273	1.04	-
2462MHz	Pass	AV	2.486G	50.03	54.00	-3.97	3	Vertical	273	1.04	-
2462MHz	Pass	PK	2.461G	115.30	Inf	-Inf	3	Vertical	273	1.04	-
2462MHz	Pass	PK	2.4842G	62.57	74.00	-11.43	3	Vertical	273	1.04	-
2462MHz	Pass	AV	2.4628G	115.05	Inf	-Inf	3	Horizontal	336	2.55	-
2462MHz	Pass	AV	2.4846G	53.00	54.00	-1.00	3	Horizontal	336	2.55	-
2462MHz	Pass	PK	2.4628G	117.68	Inf	-Inf	3	Horizontal	336	2.55	-
2462MHz	Pass	PK	2.4848G	63.94	74.00	-10.06	3	Horizontal	336	2.55	-
2462MHz	Pass	AV	4.924G	53.07	54.00	-0.93	3	Vertical	41	2.34	-
2462MHz	Pass	PK	4.92397G	56.99	74.00	-17.01	3	Vertical	41	2.34	-
2462MHz	Pass	AV	4.92397G	49.05	54.00	-4.95	3	Horizontal	303	2.18	-
2462MHz	Pass	PK	4.92399G	54.39	74.00	-19.61	3	Horizontal	303	2.18	-
802.11g_Nss1,(6Mbps)_2TX	-	-	-	-	-	-	-	-	-	-	-
2412MHz	Pass	AV	2.39G	50.49	54.00	-3.51	3	Vertical	184	2.57	-
2412MHz	Pass	AV	2.4146G	104.22	Inf	-Inf	3	Vertical	184	2.57	-
2412MHz	Pass	PK	2.39G	71.13	74.00	-2.87	3	Vertical	184	2.57	-
2412MHz	Pass	PK	2.4156G	113.63	Inf	-Inf	3	Vertical	184	2.57	-
2412MHz	Pass	AV	2.39G	50.98	54.00	-3.02	3	Horizontal	330	2.79	-
2412MHz	Pass	AV	2.416G	105.69	Inf	-Inf	3	Horizontal	330	2.79	-
2412MHz	Pass	PK	2.39G	72.98	74.00	-1.02	3	Horizontal	330	2.79	-
2412MHz	Pass	PK	2.4158G	113.68	Inf	-Inf	3	Horizontal	330	2.79	-
2412MHz	Pass	AV	4.82461G	38.71	54.00	-15.29	3	Vertical	35	2.55	-
2412MHz	Pass	PK	4.82337G	52.31	74.00	-21.69	3	Vertical	35	2.55	-
2412MHz	Pass	AV	4.823G	37.32	54.00	-16.68	3	Horizontal	292	1.50	-
2412MHz	Pass	PK	4.82368G	50.98	74.00	-23.02	3	Horizontal	292	1.50	-
2417MHz	Pass	AV	2.3898G	51.78	54.00	-2.22	3	Vertical	11	2.81	-
2417MHz	Pass	AV	2.421G	106.85	Inf	-Inf	3	Vertical	11	2.81	-
2417MHz	Pass	PK	2.389G	68.22	74.00	-5.78	3	Vertical	11	2.81	-
2417MHz	Pass	PK	2.4206G	116.51	Inf	-Inf	3	Vertical	11	2.81	-
2417MHz	Pass	AV	2.39G	53.12	54.00	-0.88	3	Horizontal	166	3.00	-
2417MHz	Pass	AV	2.4246G	108.60	Inf	-Inf	3	Horizontal	166	3.00	-
2417MHz	Pass	PK	2.3896G	71.61	74.00	-2.39	3	Horizontal	166	3.00	-
2417MHz	Pass	PK	2.4244G	117.31	Inf	-Inf	3	Horizontal	166	3.00	-
2437MHz	Pass	AV	2.3898G	51.88	54.00	-2.12	3	Vertical	7	2.59	-
2437MHz	Pass	AV	2.435G	110.15	Inf	-Inf	3	Vertical	7	2.59	-
2437MHz	Pass	AV	2.4838G	51.66	54.00	-2.34	3	Vertical	7	2.59	-
2437MHz	Pass	PK	2.3894G	67.86	74.00	-6.14	3	Vertical	7	2.59	-
2437MHz	Pass	PK	2.4346G	119.88	Inf	-Inf	3	Vertical	7	2.59	-
2437MHz	Pass	PK	2.4846G	68.82	74.00	-5.18	3	Vertical	7	2.59	-
2437MHz	Pass	AV	2.3898G	51.89	54.00	-2.11	3	Horizontal	313	2.61	-
2437MHz	Pass	AV	2.435G	110.61	Inf	-Inf	3	Horizontal	313	2.61	-
2437MHz	Pass	AV	2.4842G	53.22	54.00	-0.78	3	Horizontal	313	2.61	-
2437MHz	Pass	PK	2.3898G	68.52	74.00	-5.48	3	Horizontal	313	2.61	-
2437MHz	Pass	PK	2.4346G	119.65	Inf	-Inf	3	Horizontal	313	2.61	-

Remark : Level (dBuV/m) = Raw(Read Level) + AF(Antenna Factor) + CL(Cable Loss) - PA(Preamp Factor)

Mode	Result	Type	Freq (Hz)	Level (dBuV/m)	Limit (dBuV/m)	Margin (dB)	Dist (m)	Condition	Azimuth (°)	Height (m)	Comments
2437MHz	Pass	PK	2.4846G	71.85	74.00	-2.15	3	Horizontal	313	2.61	-
2437MHz	Pass	AV	4.86884G	39.05	54.00	-14.95	3	Vertical	62	2.27	-
2437MHz	Pass	PK	4.86972G	52.25	74.00	-21.75	3	Vertical	62	2.27	-
2437MHz	Pass	AV	4.86824G	37.41	54.00	-16.59	3	Horizontal	15	2.24	-
2437MHz	Pass	PK	4.8688G	49.89	74.00	-24.11	3	Horizontal	15	2.24	-
2457MHz	Pass	AV	2.455G	106.38	Inf	-Inf	3	Vertical	180	2.76	-
2457MHz	Pass	AV	2.484G	51.97	54.00	-2.03	3	Vertical	180	2.76	-
2457MHz	Pass	PK	2.45G	116.07	Inf	-Inf	3	Vertical	180	2.76	-
2457MHz	Pass	PK	2.4836G	68.04	74.00	-5.96	3	Vertical	180	2.76	-
2457MHz	Pass	AV	2.461G	107.97	Inf	-Inf	3	Horizontal	325	2.77	-
2457MHz	Pass	AV	2.4835G	53.02	54.00	-0.98	3	Horizontal	325	2.77	-
2457MHz	Pass	PK	2.4608G	116.29	Inf	-Inf	3	Horizontal	325	2.77	-
2457MHz	Pass	PK	2.484G	69.62	74.00	-4.38	3	Horizontal	325	2.77	-
2462MHz	Pass	AV	2.4676G	103.54	Inf	-Inf	3	Vertical	6	2.79	-
2462MHz	Pass	AV	2.4835G	50.57	54.00	-3.43	3	Vertical	6	2.79	-
2462MHz	Pass	PK	2.4676G	112.90	Inf	-Inf	3	Vertical	6	2.79	-
2462MHz	Pass	PK	2.4835G	70.17	74.00	-3.83	3	Vertical	6	2.79	-
2462MHz	Pass	AV	2.4678G	105.61	Inf	-Inf	3	Horizontal	323	2.80	-
2462MHz	Pass	AV	2.4835G	52.34	54.00	-1.66	3	Horizontal	323	2.80	-
2462MHz	Pass	PK	2.4672G	114.58	Inf	-Inf	3	Horizontal	323	2.80	-
2462MHz	Pass	PK	2.4836G	73.21	74.00	-0.79	3	Horizontal	323	2.80	-
2462MHz	Pass	AV	4.92632G	37.84	54.00	-16.16	3	Vertical	120	2.20	-
2462MHz	Pass	PK	4.9168G	50.30	74.00	-23.70	3	Vertical	120	2.20	-
2462MHz	Pass	AV	4.9188G	36.63	54.00	-17.37	3	Horizontal	263	1.50	-
2462MHz	Pass	PK	4.91456G	49.43	74.00	-24.57	3	Horizontal	263	1.50	-
802.11ax HEW20_Nss1,(MCS0)_2TX	-	-	-	-	-	-	-	-	-	-	-
2412MHz	Pass	AV	2.39G	52.02	54.00	-1.98	3	Vertical	181	2.91	-
2412MHz	Pass	AV	2.4136G	102.53	Inf	-Inf	3	Vertical	181	2.91	-
2412MHz	Pass	PK	2.39G	69.72	74.00	-4.28	3	Vertical	181	2.91	-
2412MHz	Pass	PK	2.4162G	114.96	Inf	-Inf	3	Vertical	181	2.91	-
2412MHz	Pass	AV	2.39G	53.04	54.00	-0.96	3	Horizontal	324	2.94	-
2412MHz	Pass	AV	2.4164G	104.11	Inf	-Inf	3	Horizontal	324	2.94	-
2412MHz	Pass	PK	2.3894G	71.73	74.00	-2.27	3	Horizontal	324	2.94	-
2412MHz	Pass	PK	2.4186G	116.14	Inf	-Inf	3	Horizontal	324	2.94	-
2412MHz	Pass	AV	4.82408G	38.38	54.00	-15.62	3	Vertical	37	2.84	-
2412MHz	Pass	PK	4.82136G	51.63	74.00	-22.37	3	Vertical	37	2.84	-
2412MHz	Pass	AV	4.82424G	37.57	54.00	-16.43	3	Horizontal	299	2.20	-
2412MHz	Pass	PK	4.82188G	50.37	74.00	-23.63	3	Horizontal	299	2.20	-
2417MHz	Pass	AV	2.39G	50.68	54.00	-3.32	3	Vertical	22	2.78	-
2417MHz	Pass	AV	2.4198G	104.19	Inf	-Inf	3	Vertical	22	2.78	-
2417MHz	Pass	PK	2.3898G	68.23	74.00	-5.77	3	Vertical	22	2.78	-
2417MHz	Pass	PK	2.4224G	116.60	Inf	-Inf	3	Vertical	22	2.78	-
2417MHz	Pass	AV	2.39G	53.24	54.00	-0.76	3	Horizontal	168	3.00	-
2417MHz	Pass	AV	2.422G	106.77	Inf	-Inf	3	Horizontal	168	3.00	-
2417MHz	Pass	PK	2.3896G	71.28	74.00	-2.72	3	Horizontal	168	3.00	-
2417MHz	Pass	PK	2.4222G	119.11	Inf	-Inf	3	Horizontal	168	3.00	-
2437MHz	Pass	AV	2.3898G	51.22	54.00	-2.78	3	Vertical	290	2.84	-
2437MHz	Pass	AV	2.433G	108.25	Inf	-Inf	3	Vertical	290	2.84	-
2437MHz	Pass	AV	2.4835G	50.35	54.00	-3.65	3	Vertical	290	2.84	-

Remark : Level (dBuV/m) = Raw(Read Level) + AF(Antenna Factor) + CL(Cable Loss) - PA(Preamp Factor)

Mode	Result	Type	Freq (Hz)	Level (dBuV/m)	Limit (dBuV/m)	Margin (dB)	Dist (m)	Condition	Azimuth (°)	Height (m)	Comments
2437MHz	Pass	PK	2.3898G	66.65	74.00	-7.35	3	Vertical	290	2.84	-
2437MHz	Pass	PK	2.4338G	121.20	Inf	-Inf	3	Vertical	290	2.84	-
2437MHz	Pass	PK	2.4846G	64.02	74.00	-9.98	3	Vertical	290	2.84	-
2437MHz	Pass	AV	2.3894G	51.60	54.00	-2.40	3	Horizontal	49	2.86	-
2437MHz	Pass	AV	2.4326G	108.37	Inf	-Inf	3	Horizontal	49	2.86	-
2437MHz	Pass	AV	2.4835G	53.11	54.00	-0.89	3	Horizontal	49	2.86	-
2437MHz	Pass	PK	2.3894G	66.64	74.00	-7.36	3	Horizontal	49	2.86	-
2437MHz	Pass	PK	2.435G	120.83	Inf	-Inf	3	Horizontal	49	2.86	-
2437MHz	Pass	PK	2.4838G	68.08	74.00	-5.92	3	Horizontal	49	2.86	-
2437MHz	Pass	AV	4.86664G	38.28	54.00	-15.72	3	Vertical	61	2.84	-
2437MHz	Pass	PK	4.87176G	50.83	74.00	-23.17	3	Vertical	61	2.84	-
2437MHz	Pass	AV	4.86444G	36.64	54.00	-17.36	3	Horizontal	36	1.98	-
2437MHz	Pass	PK	4.86464G	49.34	74.00	-24.66	3	Horizontal	36	1.98	-
2457MHz	Pass	AV	2.4546G	104.36	Inf	-Inf	3	Vertical	180	2.78	-
2457MHz	Pass	AV	2.484G	50.54	54.00	-3.46	3	Vertical	180	2.78	-
2457MHz	Pass	PK	2.454G	116.37	Inf	-Inf	3	Vertical	180	2.78	-
2457MHz	Pass	PK	2.4846G	65.96	74.00	-8.04	3	Vertical	180	2.78	-
2457MHz	Pass	AV	2.4652G	106.36	Inf	-Inf	3	Horizontal	327	2.81	-
2457MHz	Pass	AV	2.4835G	53.02	54.00	-0.98	3	Horizontal	327	2.81	-
2457MHz	Pass	PK	2.465G	118.42	Inf	-Inf	3	Horizontal	327	2.81	-
2457MHz	Pass	PK	2.4835G	68.52	74.00	-5.48	3	Horizontal	327	2.81	-
2462MHz	Pass	AV	2.4662G	101.82	Inf	-Inf	3	Vertical	11	2.78	-
2462MHz	Pass	AV	2.4835G	50.91	54.00	-3.09	3	Vertical	11	2.78	-
2462MHz	Pass	PK	2.4662G	114.41	Inf	-Inf	3	Vertical	11	2.78	-
2462MHz	Pass	PK	2.4836G	71.98	74.00	-2.02	3	Vertical	11	2.78	-
2462MHz	Pass	AV	2.4664G	103.91	Inf	-Inf	3	Horizontal	326	2.79	-
2462MHz	Pass	AV	2.4836G	52.03	54.00	-1.97	3	Horizontal	326	2.79	-
2462MHz	Pass	PK	2.4666G	116.35	Inf	-Inf	3	Horizontal	326	2.79	-
2462MHz	Pass	PK	2.4836G	73.20	74.00	-0.80	3	Horizontal	326	2.79	-
2462MHz	Pass	PK	4.91868G	50.80	74.00	-23.20	3	Vertical	40	2.76	-
2462MHz	Pass	AV	4.92668G	37.08	54.00	-16.92	3	Vertical	40	2.76	-
2462MHz	Pass	AV	4.91796G	36.28	54.00	-17.72	3	Horizontal	57	3.00	-
2462MHz	Pass	PK	4.92928G	49.46	74.00	-24.54	3	Horizontal	57	3.00	-
802.11ax HEW40_Nss1,(MCS0)_2TX	-	-	-	-	-	-	-	-	-	-	-
2422MHz	Pass	AV	2.3896G	50.82	54.00	-3.18	3	Vertical	185	2.50	-
2422MHz	Pass	AV	2.4244G	101.06	Inf	-Inf	3	Vertical	185	2.50	-
2422MHz	Pass	AV	2.486G	49.23	54.00	-4.77	3	Vertical	185	2.50	-
2422MHz	Pass	PK	2.39G	66.08	74.00	-7.92	3	Vertical	185	2.50	-
2422MHz	Pass	PK	2.4272G	112.46	Inf	-Inf	3	Vertical	185	2.50	-
2422MHz	Pass	PK	2.4896G	60.64	74.00	-13.36	3	Vertical	185	2.50	-
2422MHz	Pass	AV	2.39G	53.13	54.00	-0.87	3	Horizontal	331	3.00	-
2422MHz	Pass	AV	2.4276G	102.02	Inf	-Inf	3	Horizontal	331	3.00	-
2422MHz	Pass	AV	2.4844G	50.06	54.00	-3.94	3	Horizontal	331	3.00	-
2422MHz	Pass	PK	2.39G	66.42	74.00	-7.58	3	Horizontal	331	3.00	-
2422MHz	Pass	PK	2.4272G	113.84	Inf	-Inf	3	Horizontal	331	3.00	-
2422MHz	Pass	PK	2.4848G	61.85	74.00	-12.15	3	Horizontal	331	3.00	-
2422MHz	Pass	AV	4.82952G	37.57	54.00	-16.43	3	Vertical	62	2.84	-
2422MHz	Pass	PK	4.83984G	50.08	74.00	-23.92	3	Vertical	62	2.84	-
2422MHz	Pass	AV	4.8312G	37.42	54.00	-16.58	3	Horizontal	9	1.50	-

Remark : Level (dBuV/m) = Raw(Read Level) + AF(Antenna Factor) + CL(Cable Loss) - PA(Preamp Factor)

Mode	Result	Type	Freq (Hz)	Level (dBuV/m)	Limit (dBuV/m)	Margin (dB)	Dist (m)	Condition	Azimuth (°)	Height (m)	Comments
2422MHz	Pass	PK	4.86192G	50.21	74.00	-23.79	3	Horizontal	9	1.50	-
2427MHz	Pass	AV	2.389G	52.83	54.00	-1.17	3	Vertical	183	2.54	-
2427MHz	Pass	AV	2.4334G	102.04	Inf	-Inf	3	Vertical	183	2.54	-
2427MHz	Pass	AV	2.4838G	49.99	54.00	-4.01	3	Vertical	183	2.54	-
2427MHz	Pass	PK	2.3898G	69.27	74.00	-4.73	3	Vertical	183	2.54	-
2427MHz	Pass	PK	2.4238G	114.23	Inf	-Inf	3	Vertical	183	2.54	-
2427MHz	Pass	PK	2.4866G	60.78	74.00	-13.22	3	Vertical	183	2.54	-
2427MHz	Pass	AV	2.3898G	53.15	54.00	-0.85	3	Horizontal	51	2.61	-
2427MHz	Pass	AV	2.423G	102.50	Inf	-Inf	3	Horizontal	51	2.61	-
2427MHz	Pass	AV	2.4838G	50.43	54.00	-3.57	3	Horizontal	51	2.61	-
2427MHz	Pass	PK	2.3894G	72.29	74.00	-1.71	3	Horizontal	51	2.61	-
2427MHz	Pass	PK	2.4322G	114.16	Inf	-Inf	3	Horizontal	51	2.61	-
2427MHz	Pass	PK	2.485G	62.02	74.00	-11.98	3	Horizontal	51	2.61	-
2437MHz	Pass	AV	2.3898G	52.35	54.00	-1.65	3	Vertical	182	2.59	-
2437MHz	Pass	AV	2.4318G	101.76	Inf	-Inf	3	Vertical	182	2.59	-
2437MHz	Pass	AV	2.4842G	52.25	54.00	-1.75	3	Vertical	182	2.59	-
2437MHz	Pass	PK	2.3898G	67.80	74.00	-6.20	3	Vertical	182	2.59	-
2437MHz	Pass	PK	2.4322G	113.37	Inf	-Inf	3	Vertical	182	2.59	-
2437MHz	Pass	PK	2.4842G	64.50	74.00	-9.50	3	Vertical	182	2.59	-
2437MHz	Pass	AV	2.389G	52.22	54.00	-1.78	3	Horizontal	51	2.60	-
2437MHz	Pass	AV	2.4238G	103.02	Inf	-Inf	3	Horizontal	51	2.60	-
2437MHz	Pass	AV	2.4835G	53.20	54.00	-0.80	3	Horizontal	51	2.60	-
2437MHz	Pass	PK	2.3894G	67.09	74.00	-6.91	3	Horizontal	51	2.60	-
2437MHz	Pass	PK	2.4258G	114.66	Inf	-Inf	3	Horizontal	51	2.60	-
2437MHz	Pass	PK	2.4838G	67.60	74.00	-6.40	3	Horizontal	51	2.60	-
2437MHz	Pass	AV	4.87704G	37.03	54.00	-16.97	3	Vertical	51	1.13	-
2437MHz	Pass	PK	4.8808G	48.83	74.00	-25.17	3	Vertical	51	1.13	-
2437MHz	Pass	AV	4.86384G	37.23	54.00	-16.77	3	Horizontal	216	2.16	-
2437MHz	Pass	PK	4.8648G	49.32	74.00	-24.68	3	Horizontal	216	2.16	-
2447MHz	Pass	AV	2.3898G	49.10	54.00	-4.90	3	Vertical	182	2.78	-
2447MHz	Pass	AV	2.4518G	100.63	Inf	-Inf	3	Vertical	182	2.78	-
2447MHz	Pass	AV	2.4842G	52.85	54.00	-1.15	3	Vertical	182	2.78	-
2447MHz	Pass	PK	2.3858G	61.06	74.00	-12.94	3	Vertical	182	2.78	-
2447MHz	Pass	PK	2.4522G	112.45	Inf	-Inf	3	Vertical	182	2.78	-
2447MHz	Pass	PK	2.4838G	64.55	74.00	-9.45	3	Vertical	182	2.78	-
2447MHz	Pass	AV	2.3878G	48.57	54.00	-5.43	3	Horizontal	40	2.81	-
2447MHz	Pass	AV	2.4646G	100.71	Inf	-Inf	3	Horizontal	40	2.81	-
2447MHz	Pass	AV	2.4842G	53.24	54.00	-0.76	3	Horizontal	40	2.81	-
2447MHz	Pass	PK	2.3882G	60.03	74.00	-13.97	3	Horizontal	40	2.81	-
2447MHz	Pass	PK	2.4342G	111.20	Inf	-Inf	3	Horizontal	40	2.81	-
2447MHz	Pass	PK	2.4842G	67.71	74.00	-6.29	3	Horizontal	40	2.81	-
2452MHz	Pass	AV	2.3896G	48.83	54.00	-5.17	3	Vertical	181	2.77	-
2452MHz	Pass	AV	2.4472G	99.57	Inf	-Inf	3	Vertical	181	2.77	-
2452MHz	Pass	AV	2.484G	53.04	54.00	-0.96	3	Vertical	181	2.77	-
2452MHz	Pass	PK	2.3536G	60.01	74.00	-13.99	3	Vertical	181	2.77	-
2452MHz	Pass	PK	2.4572G	111.40	Inf	-Inf	3	Vertical	181	2.77	-
2452MHz	Pass	PK	2.4844G	65.51	74.00	-8.49	3	Vertical	181	2.77	-
2452MHz	Pass	AV	2.3896G	48.14	54.00	-5.86	3	Horizontal	48	2.82	-
2452MHz	Pass	AV	2.4664G	100.20	Inf	-Inf	3	Horizontal	48	2.82	-

Remark : Level (dBuV/m) = Raw(Read Level) + AF(Antenna Factor) + CL(Cable Loss) - PA(Preamp Factor)

Mode	Result	Type	Freq (Hz)	Level (dBuV/m)	Limit (dBuV/m)	Margin (dB)	Dist (m)	Condition	Azimuth (°)	Height (m)	Comments
2452MHz	Pass	AV	2.484G	53.00	54.00	-1.00	3	Horizontal	48	2.82	-
2452MHz	Pass	PK	2.3744G	60.00	74.00	-14.00	3	Horizontal	48	2.82	-
2452MHz	Pass	PK	2.4688G	110.71	Inf	-Inf	3	Horizontal	48	2.82	-
2452MHz	Pass	PK	2.484G	65.79	74.00	-8.21	3	Horizontal	48	2.82	-
2452MHz	Pass	AV	4.91424G	37.01	54.00	-16.99	3	Vertical	333	2.40	-
2452MHz	Pass	PK	4.92312G	48.90	74.00	-25.10	3	Vertical	333	2.40	-
2452MHz	Pass	AV	4.91896G	37.11	54.00	-16.89	3	Horizontal	240	1.50	-
2452MHz	Pass	PK	4.89008G	49.60	74.00	-24.40	3	Horizontal	240	1.50	-

Remark : Level (dBuV/m) = Raw(Read Level) + AF(Antenna Factor) + CL(Cable Loss) - PA(Preamp Factor)

802.11b_Nss1,(1Mbps)_2TX

2412MHz_TX

31/05/2020

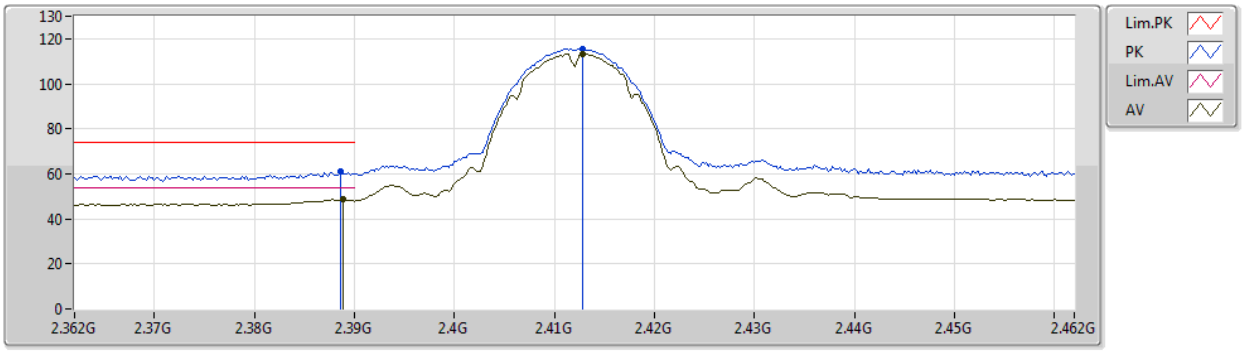

Type	Freq	Level	Limit	Margin	Factor	Dist	Condition	Azimuth	Height	Comment	Raw	AF	CL	PA
	(Hz)	(dBuV/m)	(dBuV/m)	(dB)	(dB)	(m)		(°)	(m)		(dBuV)	(dB)	(dB)	(dB)
AV	2.3888G	48.55	54.00	-5.45	34.76	3	Vertical	272	2.80	-	13.79	29.68	5.08	-
AV	2.4128G	113.38	Inf	-Inf	34.88	3	Vertical	272	2.80	-	78.50	29.76	5.12	-
PK	2.3886G	60.92	74.00	-13.08	34.76	3	Vertical	272	2.80	-	26.16	29.68	5.08	-
PK	2.4128G	115.65	Inf	-Inf	34.88	3	Vertical	272	2.80	-	80.77	29.76	5.12	-

Remark : Level (dBuV/m) = Raw(Read Level) + AF(Antenna Factor) + CL(Cable Loss) - PA(Preamp Factor)

802.11b_Nss1,(1Mbps)_2TX

2412MHz_TX

31/05/2020

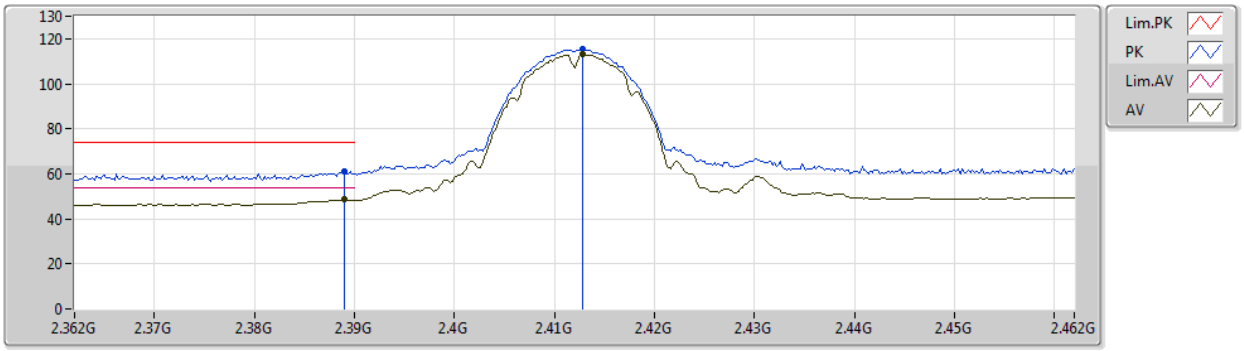

Type	Freq	Level	Limit	Margin	Factor	Dist	Condition	Azimuth	Height	Comment	Raw	AF	CL	PA
	(Hz)	(dBuV/m)	(dBuV/m)	(dB)	(dB)	(m)		(°)	(m)		(dBuV)	(dB)	(dB)	(dB)
AV	2.389G	48.57	54.00	-5.43	34.76	3	Horizontal	67	2.54	-	13.81	29.68	5.08	-
AV	2.4128G	113.02	Inf	-Inf	34.88	3	Horizontal	67	2.54	-	78.14	29.76	5.12	-
PK	2.389G	61.29	74.00	-12.71	34.76	3	Horizontal	67	2.54	-	26.53	29.68	5.08	-
PK	2.4128G	115.42	Inf	-Inf	34.88	3	Horizontal	67	2.54	-	80.54	29.76	5.12	-

Remark : Level (dBuV/m) = Raw(Read Level) + AF(Antenna Factor) + CL(Cable Loss) - PA(Preamp Factor)

802.11b_Nss1,(1Mbps)_2TX

2412MHz_TX

31/05/2020

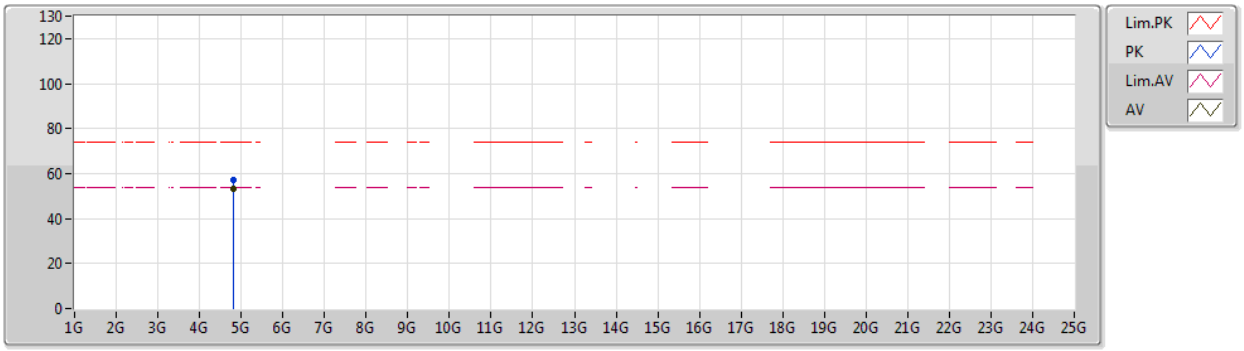

Type	Freq	Level	Limit	Margin	Factor	Dist	Condition	Azimuth	Height	Comment	Raw	AF	CL	PA
	(Hz)	(dBuV/m)	(dBuV/m)	(dB)	(dB)	(m)		(°)	(m)		(dBuV)	(dB)	(dB)	(dB)
AV	4.82398G	53.24	54.00	-0.76	6.92	3	Vertical	40	2.26	-	46.32	33.65	7.32	34.05
PK	4.82387G	57.33	74.00	-16.67	6.92	3	Vertical	40	2.26	-	50.41	33.65	7.32	34.05

Remark : Level (dBuV/m) = Raw(Read Level) + AF(Antenna Factor) + CL(Cable Loss) - PA(Preamp Factor)

802.11b_Nss1,(1Mbps)_2TX

2412MHz_TX

31/05/2020

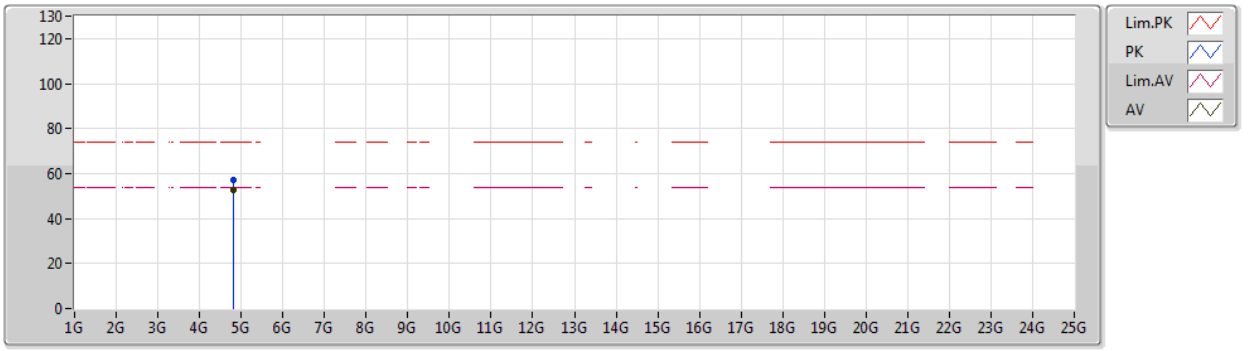

Type	Freq	Level	Limit	Margin	Factor	Dist	Condition	Azimuth	Height	Comment	Raw	AF	CL	PA
	(Hz)	(dBuV/m)	(dBuV/m)	(dB)	(dB)	(m)		(°)	(m)		(dBuV)	(dB)	(dB)	(dB)
AV	4.82398G	52.68	54.00	-1.32	6.92	3	Horizontal	299	2.11	-	45.76	33.65	7.32	34.05
PK	4.82387G	57.39	74.00	-16.61	6.92	3	Horizontal	299	2.11	-	50.47	33.65	7.32	34.05

Remark : Level (dBuV/m) = Raw(Read Level) + AF(Antenna Factor) + CL(Cable Loss) - PA(Preamp Factor)

802.11b_Nss1,(1Mbps)_2TX

2417MHz_TX

31/05/2020

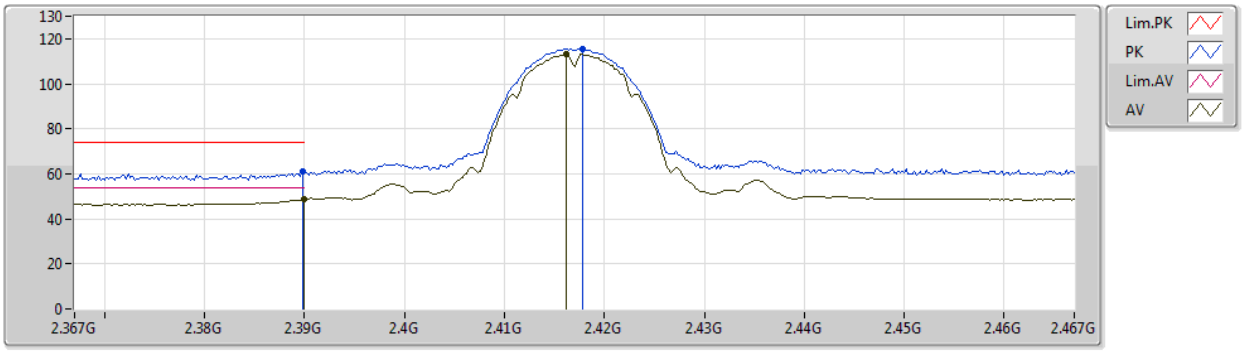

Type	Freq	Level	Limit	Margin	Factor	Dist	Condition	Azimuth	Height	Comment	Raw	AF	CL	PA
	(Hz)	(dBuV/m)	(dBuV/m)	(dB)	(dB)	(m)		(°)	(m)		(dBuV)	(dB)	(dB)	(dB)
AV	2.39G	48.78	54.00	-5.22	34.76	3	Vertical	23	2.75	-	14.02	29.68	5.08	-
AV	2.4162G	113.38	Inf	-Inf	34.90	3	Vertical	23	2.75	-	78.48	29.78	5.12	-
PK	2.3898G	60.93	74.00	-13.07	34.76	3	Vertical	23	2.75	-	26.17	29.68	5.08	-
PK	2.4178G	115.57	Inf	-Inf	34.92	3	Vertical	23	2.75	-	80.65	29.79	5.13	-

Remark : Level (dBuV/m) = Raw(Read Level) + AF(Antenna Factor) + CL(Cable Loss) - PA(Preamp Factor)

802.11b_Nss1,(1Mbps)_2TX

2417MHz_TX

31/05/2020

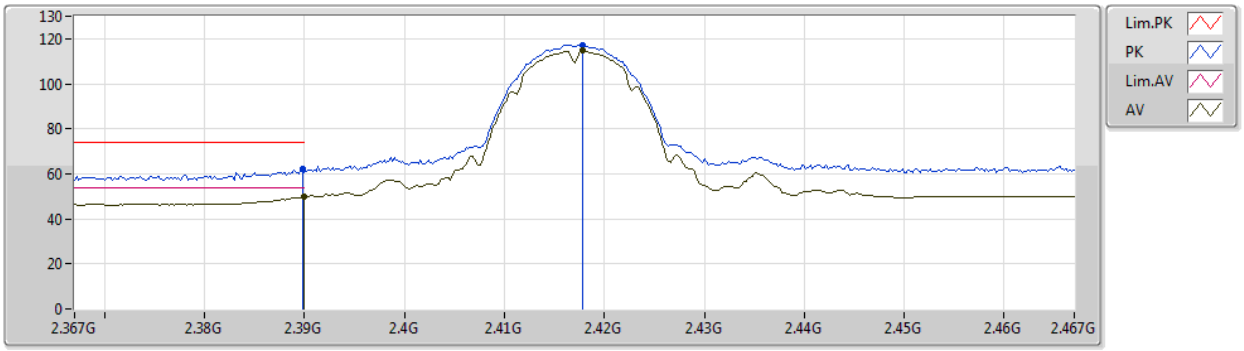

Type	Freq	Level	Limit	Margin	Factor	Dist	Condition	Azimuth	Height	Comment	Raw	AF	CL	PA
	(Hz)	(dBuV/m)	(dBuV/m)	(dB)	(dB)	(m)		(°)	(m)		(dBuV)	(dB)	(dB)	(dB)
AV	2.39G	49.74	54.00	-4.26	34.76	3	Horizontal	169	2.97	-	14.98	29.68	5.08	-
AV	2.4178G	114.61	Inf	-Inf	34.92	3	Horizontal	169	2.97	-	79.69	29.79	5.13	-
PK	2.3898G	62.22	74.00	-11.78	34.76	3	Horizontal	169	2.97	-	27.46	29.68	5.08	-
PK	2.4178G	117.33	Inf	-Inf	34.92	3	Horizontal	169	2.97	-	82.41	29.79	5.13	-

Remark : Level (dBuV/m) = Raw(Read Level) + AF(Antenna Factor) + CL(Cable Loss) - PA(Preamp Factor)

802.11b_Nss1,(1Mbps)_2TX

2417MHz_TX

31/05/2020

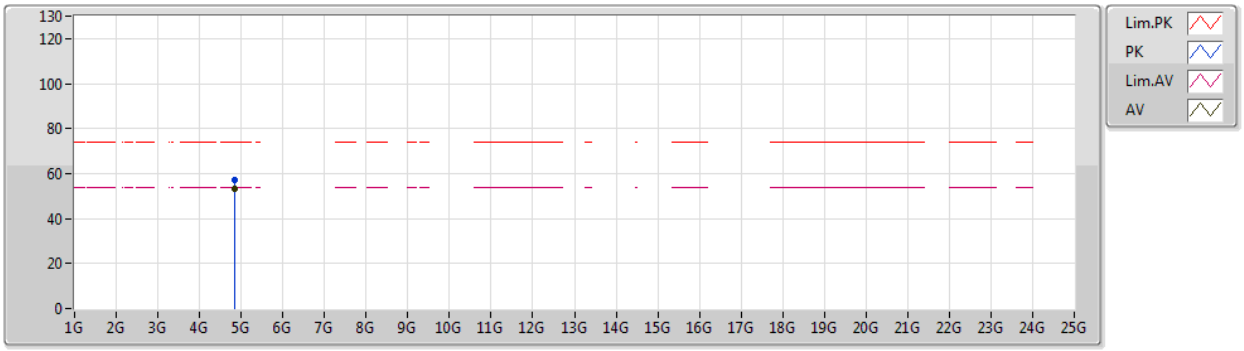

Type	Freq	Level	Limit	Margin	Factor	Dist	Condition	Azimuth	Height	Comment	Raw	AF	CL	PA
	(Hz)	(dBuV/m)	(dBuV/m)	(dB)	(dB)	(m)		(°)	(m)		(dBuV)	(dB)	(dB)	(dB)
AV	4.834G	53.21	54.00	-0.79	6.95	3	Vertical	41	2.33	-	46.26	33.67	7.33	34.05
PK	4.83396G	57.15	74.00	-16.85	6.95	3	Vertical	41	2.33	-	50.20	33.67	7.33	34.05

Remark : Level (dBuV/m) = Raw(Read Level) + AF(Antenna Factor) + CL(Cable Loss) - PA(Preamp Factor)

802.11b_Nss1,(1Mbps)_2TX

2417MHz_TX

31/05/2020

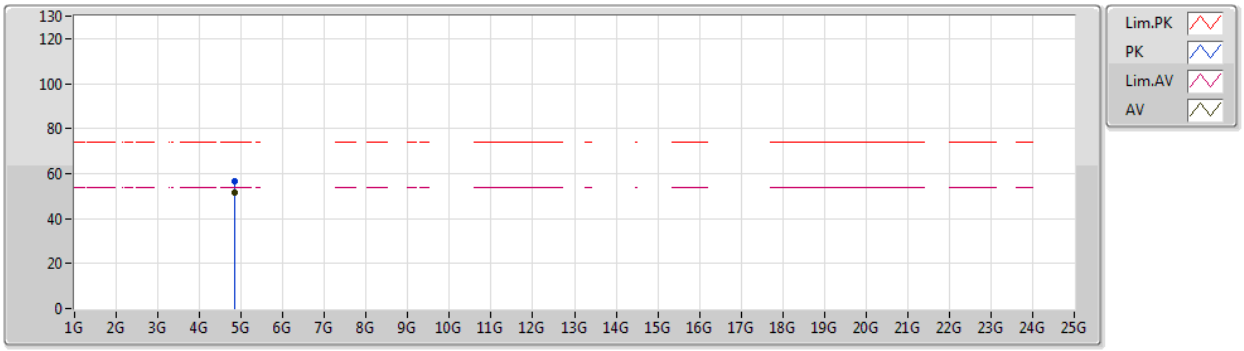

Type	Freq	Level	Limit	Margin	Factor	Dist	Condition	Azimuth	Height	Comment	Raw	AF	CL	PA
	(Hz)	(dBuV/m)	(dBuV/m)	(dB)	(dB)	(m)		(°)	(m)		(dBuV)	(dB)	(dB)	(dB)
AV	4.83399G	51.38	54.00	-2.62	6.95	3	Horizontal	300	2.16	-	44.43	33.67	7.33	34.05
PK	4.83392G	56.34	74.00	-17.66	6.95	3	Horizontal	300	2.16	-	49.39	33.67	7.33	34.05

Remark : Level (dBuV/m) = Raw(Read Level) + AF(Antenna Factor) + CL(Cable Loss) - PA(Preamp Factor)

802.11b_Nss1,(1Mbps)_2TX

2437MHz_TX

31/05/2020

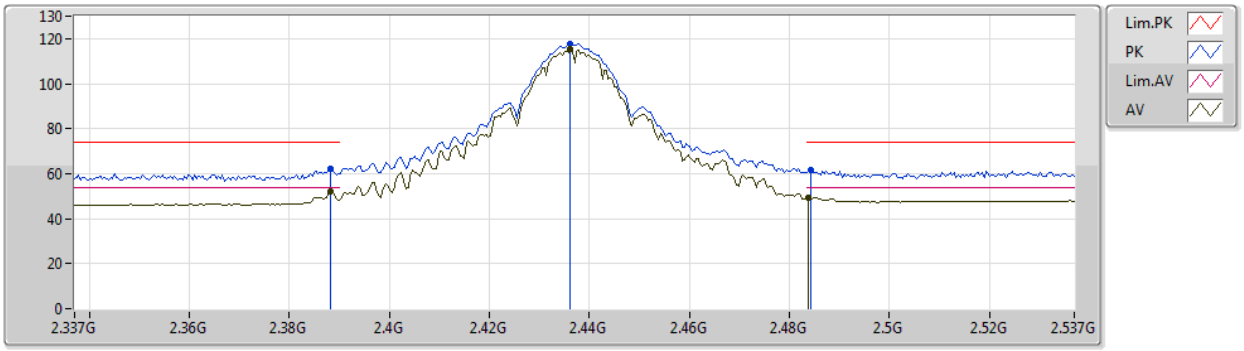

Type	Freq	Level	Limit	Margin	Factor	Dist	Condition	Azimuth	Height	Comment	Raw	AF	CL	PA
	(Hz)	(dBuV/m)	(dBuV/m)	(dB)	(dB)	(m)		(°)	(m)		(dBuV)	(dB)	(dB)	(dB)
AV	2.3882G	52.03	54.00	-1.97	34.76	3	Vertical	188	1.50	-	17.27	29.68	5.08	-
AV	2.4362G	115.16	Inf	-Inf	35.03	3	Vertical	188	1.50	-	80.13	29.88	5.15	-
AV	2.4838G	49.33	54.00	-4.67	35.35	3	Vertical	188	1.50	-	13.98	30.12	5.23	-
PK	2.3882G	62.39	74.00	-11.61	34.76	3	Vertical	188	1.50	-	27.63	29.68	5.08	-
PK	2.4362G	117.74	Inf	-Inf	35.03	3	Vertical	188	1.50	-	82.71	29.88	5.15	-
PK	2.4842G	61.39	74.00	-12.61	35.35	3	Vertical	188	1.50	-	26.04	30.12	5.23	-

Remark : Level (dBuV/m) = Raw(Read Level) + AF(Antenna Factor) + CL(Cable Loss) - PA(Preamp Factor)

802.11b_Nss1,(1Mbps)_2TX

2437MHz_TX

31/05/2020

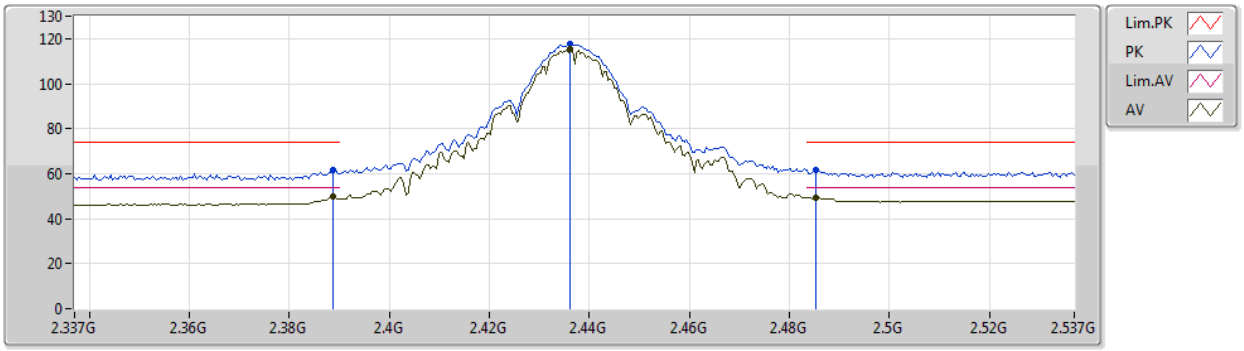

Type	Freq	Level	Limit	Margin	Factor	Dist	Condition	Azimuth	Height	Comment	Raw	AF	CL	PA
	(Hz)	(dBuV/m)	(dBuV/m)	(dB)	(dB)	(m)		(°)	(m)		(dBuV)	(dB)	(dB)	(dB)
AV	2.3886G	49.91	54.00	-4.09	34.76	3	Horizontal	34	2.88	-	15.15	29.68	5.08	-
AV	2.4362G	115.21	Inf	-Inf	35.03	3	Horizontal	34	2.88	-	80.18	29.88	5.15	-
AV	2.4854G	49.46	54.00	-4.54	35.36	3	Horizontal	34	2.88	-	14.10	30.13	5.23	-
PK	2.3886G	61.76	74.00	-12.24	34.76	3	Horizontal	34	2.88	-	27.00	29.68	5.08	-
PK	2.4362G	117.80	Inf	-Inf	35.03	3	Horizontal	34	2.88	-	82.77	29.88	5.15	-
PK	2.4854G	61.90	74.00	-12.10	35.36	3	Horizontal	34	2.88	-	26.54	30.13	5.23	-

Remark : Level (dBuV/m) = Raw(Read Level) + AF(Antenna Factor) + CL(Cable Loss) - PA(Preamp Factor)

802.11b_Nss1,(1Mbps)_2TX

2437MHz_TX

31/05/2020

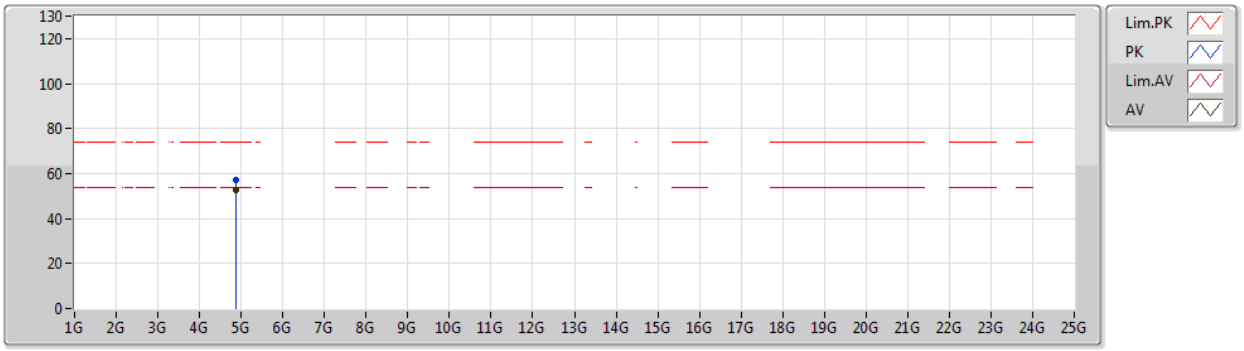

Type	Freq	Level	Limit	Margin	Factor	Dist	Condition	Azimuth	Height	Comment	Raw	AF	CL	PA
	(Hz)	(dBuV/m)	(dBuV/m)	(dB)	(dB)	(m)		(°)	(m)		(dBuV)	(dB)	(dB)	(dB)
AV	4.87396G	52.75	54.00	-1.25	7.07	3	Vertical	38	2.70	-	45.68	33.75	7.37	34.05
PK	4.87389G	57.12	74.00	-16.88	7.07	3	Vertical	38	2.70	-	50.05	33.75	7.37	34.05

Remark : Level (dBuV/m) = Raw(Read Level) + AF(Antenna Factor) + CL(Cable Loss) - PA(Preamp Factor)

802.11b_Nss1,(1Mbps)_2TX

2437MHz_TX

31/05/2020

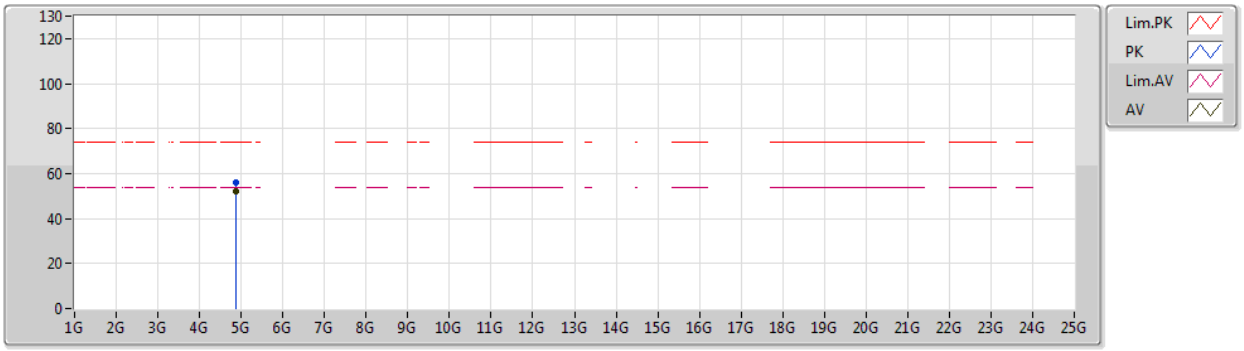

Type	Freq	Level	Limit	Margin	Factor	Dist	Condition	Azimuth	Height	Comment	Raw	AF	CL	PA
	(Hz)	(dBuV/m)	(dBuV/m)	(dB)	(dB)	(m)		(°)	(m)		(dBuV)	(dB)	(dB)	(dB)
AV	4.87399G	51.91	54.00	-2.09	7.07	3	Horizontal	301	2.16	-	44.84	33.75	7.37	34.05
PK	4.87391G	56.31	74.00	-17.69	7.07	3	Horizontal	301	2.16	-	49.24	33.75	7.37	34.05

Remark : Level (dBuV/m) = Raw(Read Level) + AF(Antenna Factor) + CL(Cable Loss) - PA(Preamp Factor)

802.11b_Nss1,(1Mbps)_2TX

2457MHz_TX

31/05/2020

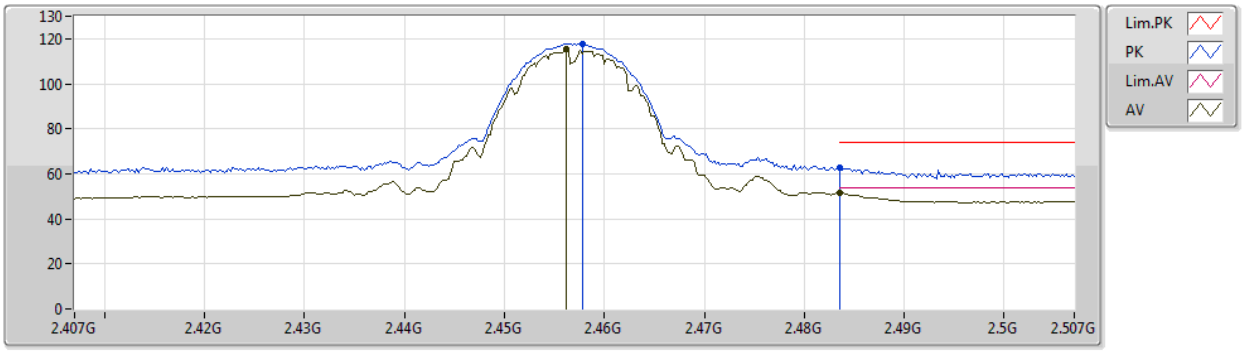

Type	Freq	Level	Limit	Margin	Factor	Dist	Condition	Azimuth	Height	Comment	Raw	AF	CL	PA
	(Hz)	(dBuV/m)	(dBuV/m)	(dB)	(dB)	(m)		(°)	(m)		(dBuV)	(dB)	(dB)	(dB)
AV	2.4562G	115.38	Inf	-Inf	35.16	3	Vertical	180	2.71	-	80.22	29.98	5.18	-
AV	2.4836G	51.68	54.00	-2.32	35.35	3	Vertical	180	2.71	-	16.33	30.12	5.23	-
PK	2.4578G	117.78	Inf	-Inf	35.18	3	Vertical	180	2.71	-	82.60	29.99	5.19	-
PK	2.4835G	62.68	74.00	-11.32	35.35	3	Vertical	180	2.71	-	27.33	30.12	5.23	-

Remark : Level (dBuV/m) = Raw(Read Level) + AF(Antenna Factor) + CL(Cable Loss) - PA(Preamp Factor)

802.11b_Nss1,(1Mbps)_2TX

2457MHz_TX

31/05/2020

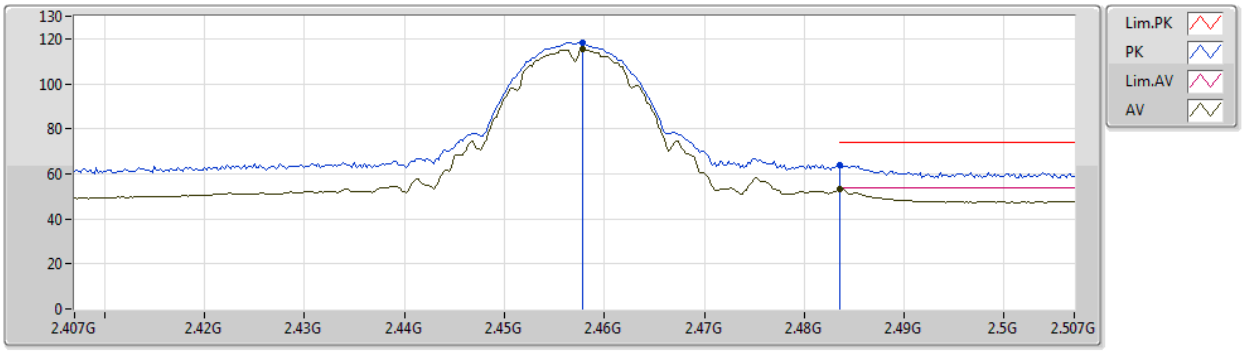

Type	Freq	Level	Limit	Margin	Factor	Dist	Condition	Azimuth	Height	Comment	Raw	AF	CL	PA
	(Hz)	(dBuV/m)	(dBuV/m)	(dB)	(dB)	(m)		(°)	(m)		(dBuV)	(dB)	(dB)	(dB)
AV	2.4578G	115.29	Inf	-Inf	35.18	3	Horizontal	163	2.96	-	80.11	29.99	5.19	-
AV	2.4836G	53.09	54.00	-0.91	35.35	3	Horizontal	163	2.96	-	17.74	30.12	5.23	-
PK	2.4578G	118.07	Inf	-Inf	35.18	3	Horizontal	163	2.96	-	82.89	29.99	5.19	-
PK	2.4836G	63.75	74.00	-10.25	35.35	3	Horizontal	163	2.96	-	28.40	30.12	5.23	-

Remark : Level (dBuV/m) = Raw(Read Level) + AF(Antenna Factor) + CL(Cable Loss) - PA(Preamp Factor)

802.11b_Nss1,(1Mbps)_2TX

2457MHz_TX

31/05/2020

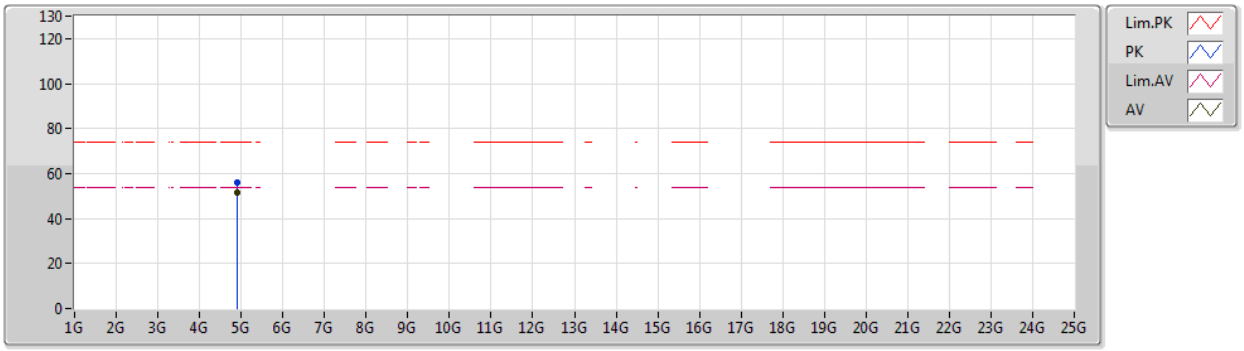

Type	Freq	Level	Limit	Margin	Factor	Dist	Condition	Azimuth	Height	Comment	Raw	AF	CL	PA
	(Hz)	(dBuV/m)	(dBuV/m)	(dB)	(dB)	(m)		(°)	(m)		(dBuV)	(dB)	(dB)	(dB)
AV	4.91398G	51.77	54.00	-2.23	7.19	3	Vertical	71	2.23	-	44.58	33.83	7.41	34.05
PK	4.91389G	56.04	74.00	-17.96	7.19	3	Vertical	71	2.23	-	48.85	33.83	7.41	34.05

Remark : Level (dBuV/m) = Raw(Read Level) + AF(Antenna Factor) + CL(Cable Loss) - PA(Preamp Factor)

802.11b_Nss1,(1Mbps)_2TX

2457MHz_TX

31/05/2020

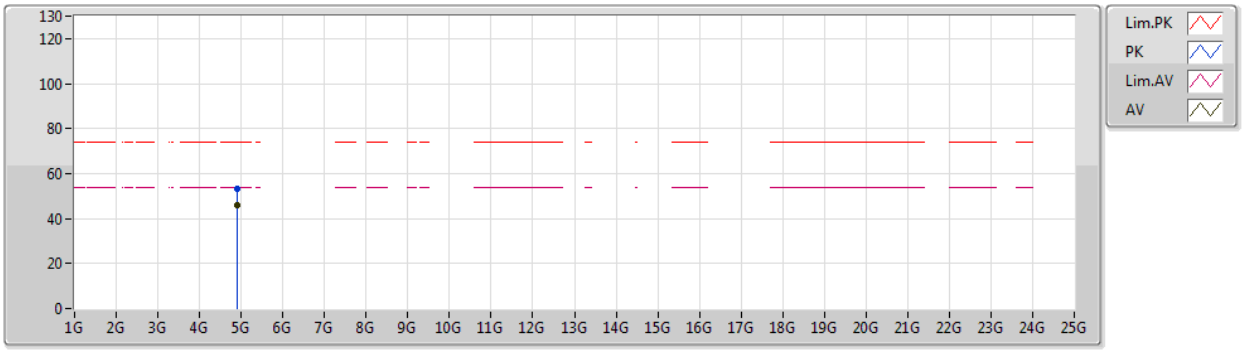

Type	Freq	Level	Limit	Margin	Factor	Dist	Condition	Azimuth	Height	Comment	Raw	AF	CL	PA
	(Hz)	(dBuV/m)	(dBuV/m)	(dB)	(dB)	(m)		(°)	(m)		(dBuV)	(dB)	(dB)	(dB)
AV	4.914G	45.90	54.00	-8.10	7.19	3	Horizontal	310	2.23	-	38.71	33.83	7.41	34.05
PK	4.91398G	53.18	74.00	-20.82	7.19	3	Horizontal	310	2.23	-	45.99	33.83	7.41	34.05

Remark : Level (dBuV/m) = Raw(Read Level) + AF(Antenna Factor) + CL(Cable Loss) - PA(Preamp Factor)

802.11b_Nss1,(1Mbps)_2TX

2462MHz_TX

31/05/2020

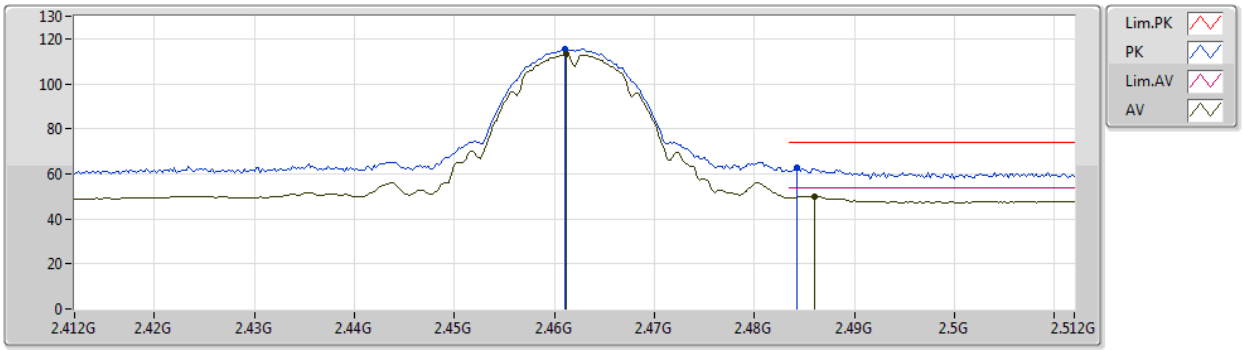

Type	Freq	Level	Limit	Margin	Factor	Dist	Condition	Azimuth	Height	Comment	Raw	AF	CL	PA
	(Hz)	(dBuV/m)	(dBuV/m)	(dB)	(dB)	(m)		(°)	(m)		(dBuV)	(dB)	(dB)	(dB)
AV	2.4612G	112.93	Inf	-Inf	35.20	3	Vertical	273	1.04	-	77.73	30.01	5.19	-
AV	2.486G	50.03	54.00	-3.97	35.36	3	Vertical	273	1.04	-	14.67	30.13	5.23	-
PK	2.461G	115.30	Inf	-Inf	35.19	3	Vertical	273	1.04	-	80.11	30.00	5.19	-
PK	2.4842G	62.57	74.00	-11.43	35.35	3	Vertical	273	1.04	-	27.22	30.12	5.23	-

Remark : Level (dBuV/m) = Raw(Read Level) + AF(Antenna Factor) + CL(Cable Loss) - PA(Preamp Factor)

802.11b_Nss1,(1Mbps)_2TX

2462MHz_TX

31/05/2020

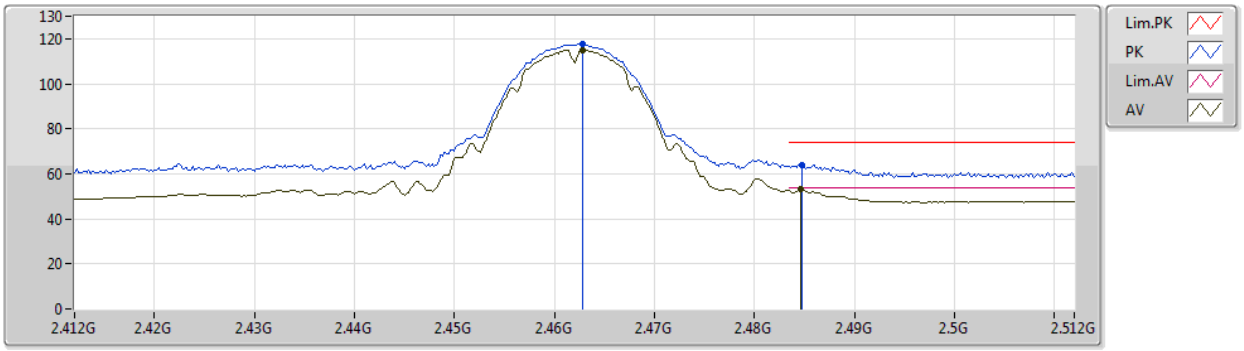

Type	Freq	Level	Limit	Margin	Factor	Dist	Condition	Azimuth	Height	Comment	Raw	AF	CL	PA
	(Hz)	(dBuV/m)	(dBuV/m)	(dB)	(dB)	(m)		(°)	(m)		(dBuV)	(dB)	(dB)	(dB)
AV	2.4628G	115.05	Inf	-Inf	35.20	3	Horizontal	336	2.55	-	79.85	30.01	5.19	-
AV	2.4846G	53.00	54.00	-1.00	35.35	3	Horizontal	336	2.55	-	17.65	30.12	5.23	-
PK	2.4628G	117.68	Inf	-Inf	35.20	3	Horizontal	336	2.55	-	82.48	30.01	5.19	-
PK	2.4848G	63.94	74.00	-10.06	35.35	3	Horizontal	336	2.55	-	28.59	30.12	5.23	-

Remark : Level (dBuV/m) = Raw(Read Level) + AF(Antenna Factor) + CL(Cable Loss) - PA(Preamp Factor)

802.11b_Nss1,(1Mbps)_2TX

2462MHz_TX

31/05/2020

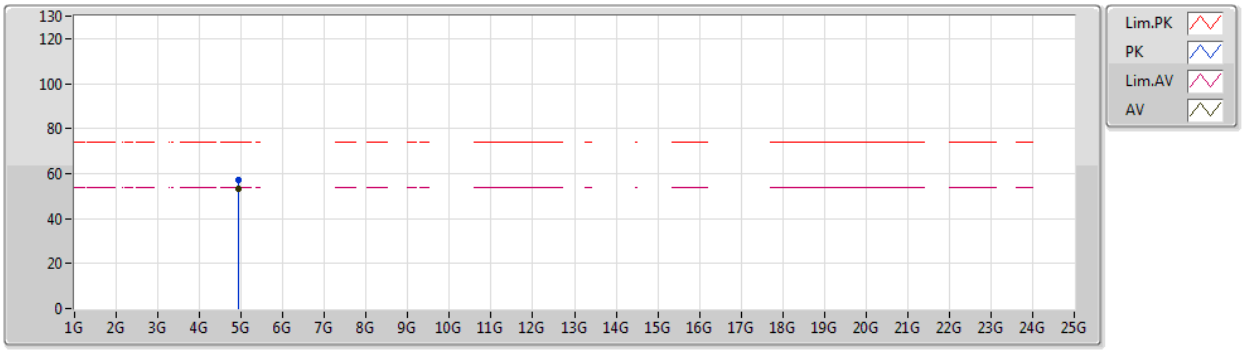

Type	Freq	Level	Limit	Margin	Factor	Dist	Condition	Azimuth	Height	Comment	Raw	AF	CL	PA
	(Hz)	(dBuV/m)	(dBuV/m)	(dB)	(dB)	(m)		(°)	(m)		(dBuV)	(dB)	(dB)	(dB)
AV	4.924G	53.07	54.00	-0.93	7.22	3	Vertical	41	2.34	-	45.85	33.85	7.42	34.05
PK	4.92397G	56.99	74.00	-17.01	7.22	3	Vertical	41	2.34	-	49.77	33.85	7.42	34.05

Remark : Level (dBuV/m) = Raw(Read Level) + AF(Antenna Factor) + CL(Cable Loss) - PA(Preamp Factor)

802.11b_Nss1,(1Mbps)_2TX

2462MHz_TX

31/05/2020

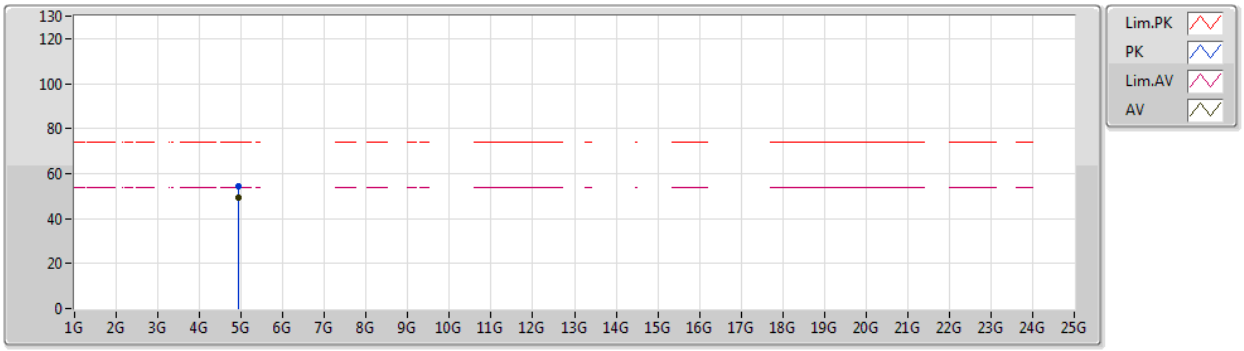

Type	Freq	Level	Limit	Margin	Factor	Dist	Condition	Azimuth	Height	Comment	Raw	AF	CL	PA
	(Hz)	(dBuV/m)	(dBuV/m)	(dB)	(dB)	(m)		(°)	(m)		(dBuV)	(dB)	(dB)	(dB)
AV	4.92397G	49.05	54.00	-4.95	7.22	3	Horizontal	303	2.18	-	41.83	33.85	7.42	34.05
PK	4.92399G	54.39	74.00	-19.61	7.22	3	Horizontal	303	2.18	-	47.17	33.85	7.42	34.05

Remark : Level (dBuV/m) = Raw(Read Level) + AF(Antenna Factor) + CL(Cable Loss) - PA(Preamp Factor)

802.11g_Nss1,(6Mbps)_2TX

2412MHz_TX

31/05/2020

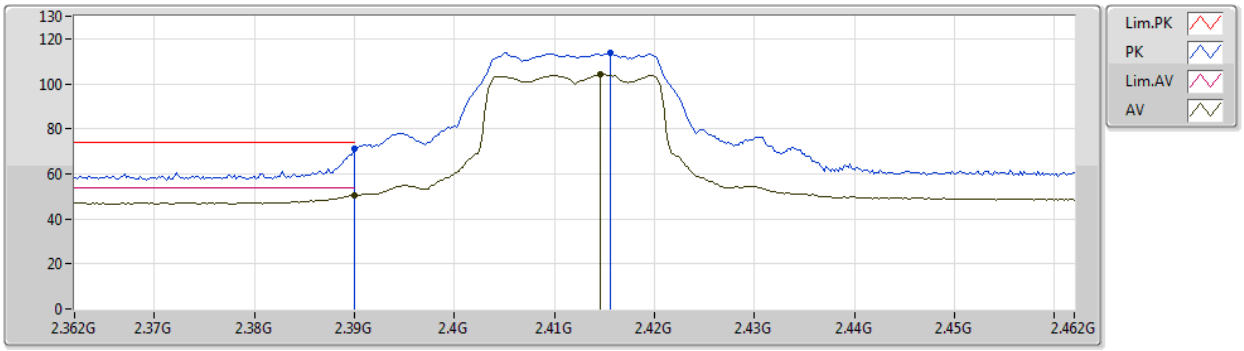

Type	Freq	Level	Limit	Margin	Factor	Dist	Condition	Azimuth	Height	Comment	Raw	AF	CL	PA
	(Hz)	(dBuV/m)	(dBuV/m)	(dB)	(dB)	(m)		(°)	(m)		(dBuV)	(dB)	(dB)	(dB)
AV	2.39G	50.49	54.00	-3.51	34.76	3	Vertical	184	2.57	-	15.73	29.68	5.08	-
AV	2.4146G	104.22	Inf	-Inf	34.89	3	Vertical	184	2.57	-	69.33	29.77	5.12	-
PK	2.39G	71.13	74.00	-2.87	34.76	3	Vertical	184	2.57	-	36.37	29.68	5.08	-
PK	2.4156G	113.63	Inf	-Inf	34.90	3	Vertical	184	2.57	-	78.73	29.78	5.12	-

Remark : Level (dBuV/m) = Raw(Read Level) + AF(Antenna Factor) + CL(Cable Loss) - PA(Preamp Factor)

802.11g_Nss1,(6Mbps)_2TX

2412MHz_TX

31/05/2020

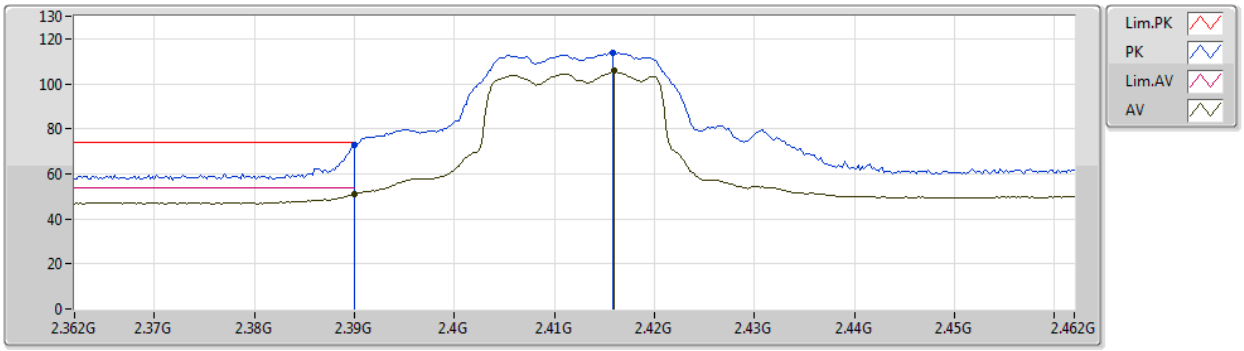

Type	Freq	Level	Limit	Margin	Factor	Dist	Condition	Azimuth	Height	Comment	Raw	AF	CL	PA
	(Hz)	(dBuV/m)	(dBuV/m)	(dB)	(dB)	(m)		(°)	(m)		(dBuV)	(dB)	(dB)	(dB)
AV	2.39G	50.98	54.00	-3.02	34.76	3	Horizontal	330	2.79	-	16.22	29.68	5.08	-
AV	2.416G	105.69	Inf	-Inf	34.90	3	Horizontal	330	2.79	-	70.79	29.78	5.12	-
PK	2.39G	72.98	74.00	-1.02	34.76	3	Horizontal	330	2.79	-	38.22	29.68	5.08	-
PK	2.4158G	113.68	Inf	-Inf	34.90	3	Horizontal	330	2.79	-	78.78	29.78	5.12	-

Remark : Level (dBuV/m) = Raw(Read Level) + AF(Antenna Factor) + CL(Cable Loss) - PA(Preamp Factor)

802.11g_Nss1,(6Mbps)_2TX

2412MHz_TX

31/05/2020

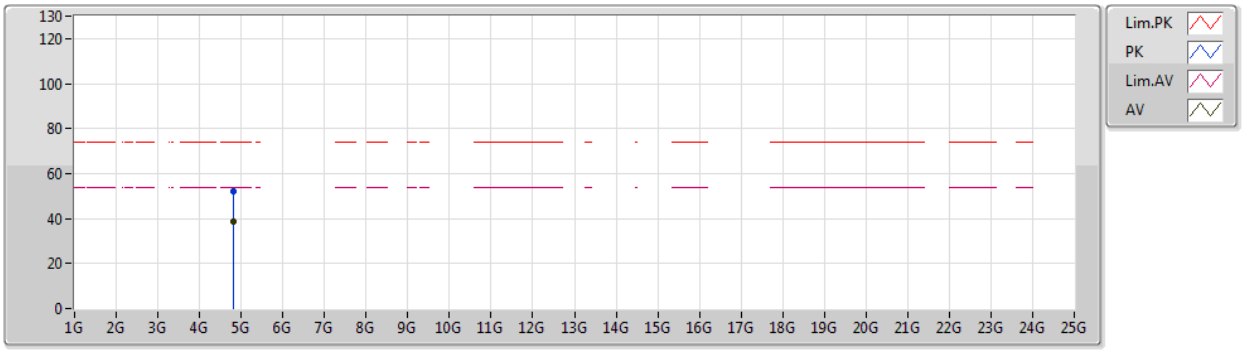

Type	Freq	Level	Limit	Margin	Factor	Dist	Condition	Azimuth	Height	Comment	Raw	AF	CL	PA
	(Hz)	(dBuV/m)	(dBuV/m)	(dB)	(dB)	(m)		(°)	(m)		(dBuV)	(dB)	(dB)	(dB)
AV	4.82461G	38.71	54.00	-15.29	6.92	3	Vertical	35	2.55	-	31.79	33.65	7.32	34.05
PK	4.82337G	52.31	74.00	-21.69	6.92	3	Vertical	35	2.55	-	45.39	33.65	7.32	34.05

Remark : Level (dBuV/m) = Raw(Read Level) + AF(Antenna Factor) + CL(Cable Loss) - PA(Preamp Factor)

802.11g_Nss1,(6Mbps)_2TX

2412MHz_TX

31/05/2020

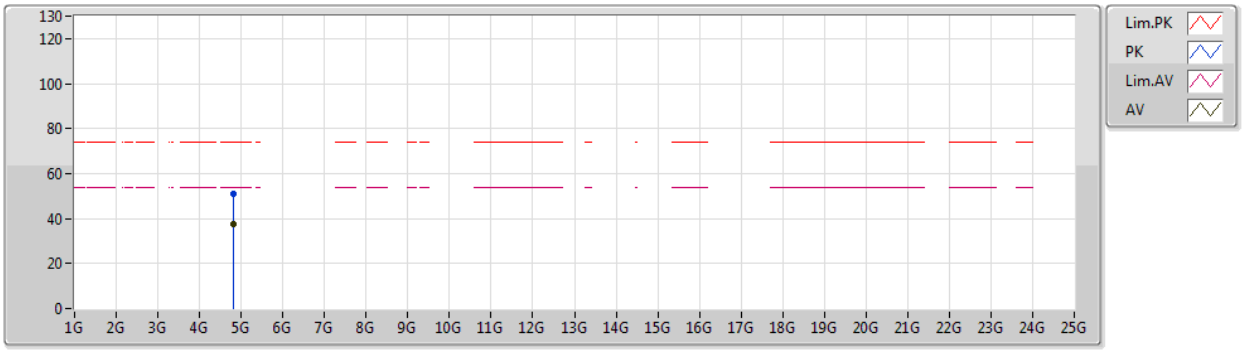

Type	Freq	Level	Limit	Margin	Factor	Dist	Condition	Azimuth	Height	Comment	Raw	AF	CL	PA
	(Hz)	(dBuV/m)	(dBuV/m)	(dB)	(dB)	(m)		(°)	(m)		(dBuV)	(dB)	(dB)	(dB)
AV	4.823G	37.32	54.00	-16.68	6.92	3	Horizontal	292	1.50	-	30.40	33.65	7.32	34.05
PK	4.82368G	50.98	74.00	-23.02	6.92	3	Horizontal	292	1.50	-	44.06	33.65	7.32	34.05

Remark : Level (dBuV/m) = Raw(Read Level) + AF(Antenna Factor) + CL(Cable Loss) - PA(Preamp Factor)

802.11g_Nss1,(6Mbps)_2TX

2417MHz_TX

31/05/2020

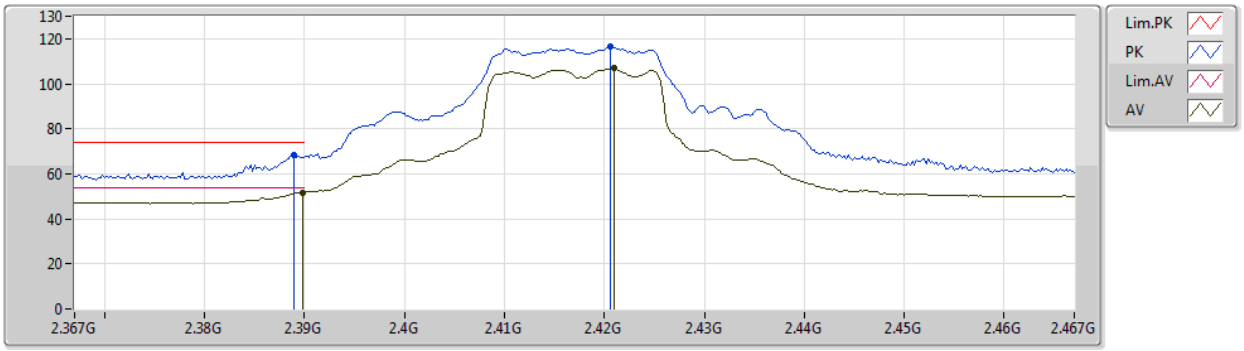

Type	Freq	Level	Limit	Margin	Factor	Dist	Condition	Azimuth	Height	Comment	Raw	AF	CL	PA
	(Hz)	(dBuV/m)	(dBuV/m)	(dB)	(dB)	(m)		(°)	(m)		(dBuV)	(dB)	(dB)	(dB)
AV	2.3898G	51.78	54.00	-2.22	34.76	3	Vertical	11	2.81	-	17.02	29.68	5.08	-
AV	2.421G	106.85	Inf	-Inf	34.93	3	Vertical	11	2.81	-	71.92	29.80	5.13	-
PK	2.389G	68.22	74.00	-5.78	34.76	3	Vertical	11	2.81	-	33.46	29.68	5.08	-
PK	2.4206G	116.51	Inf	-Inf	34.93	3	Vertical	11	2.81	-	81.58	29.80	5.13	-

Remark : Level (dBuV/m) = Raw(Read Level) + AF(Antenna Factor) + CL(Cable Loss) - PA(Preamp Factor)

802.11g_Nss1,(6Mbps)_2TX

2417MHz_TX

31/05/2020

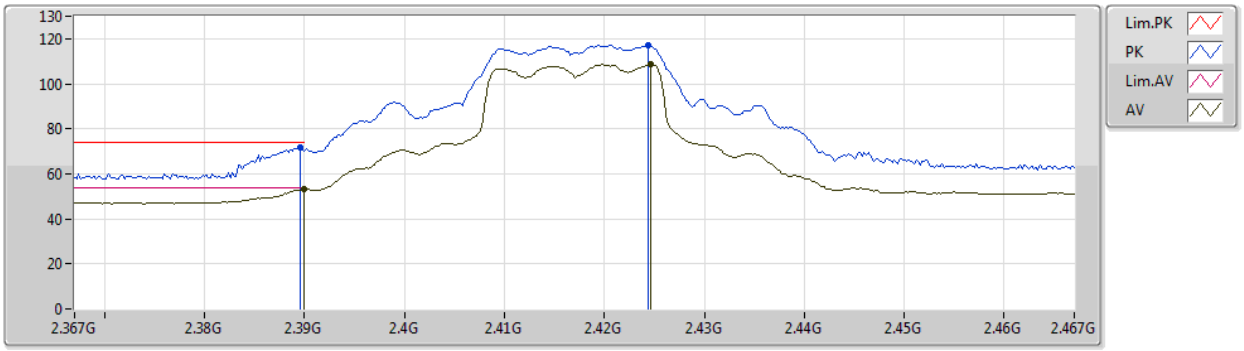

Type	Freq	Level	Limit	Margin	Factor	Dist	Condition	Azimuth	Height	Comment	Raw	AF	CL	PA
	(Hz)	(dBuV/m)	(dBuV/m)	(dB)	(dB)	(m)		(°)	(m)		(dBuV)	(dB)	(dB)	(dB)
AV	2.39G	53.12	54.00	-0.88	34.76	3	Horizontal	166	3.00	-	18.36	29.68	5.08	-
AV	2.4246G	108.60	Inf	-Inf	34.96	3	Horizontal	166	3.00	-	73.64	29.82	5.14	-
PK	2.3896G	71.61	74.00	-2.39	34.76	3	Horizontal	166	3.00	-	36.85	29.68	5.08	-
PK	2.4244G	117.31	Inf	-Inf	34.96	3	Horizontal	166	3.00	-	82.35	29.82	5.14	-

Remark : Level (dBuV/m) = Raw(Read Level) + AF(Antenna Factor) + CL(Cable Loss) - PA(Preamp Factor)

802.11g_Nss1,(6Mbps)_2TX

2437MHz_TX

31/05/2020

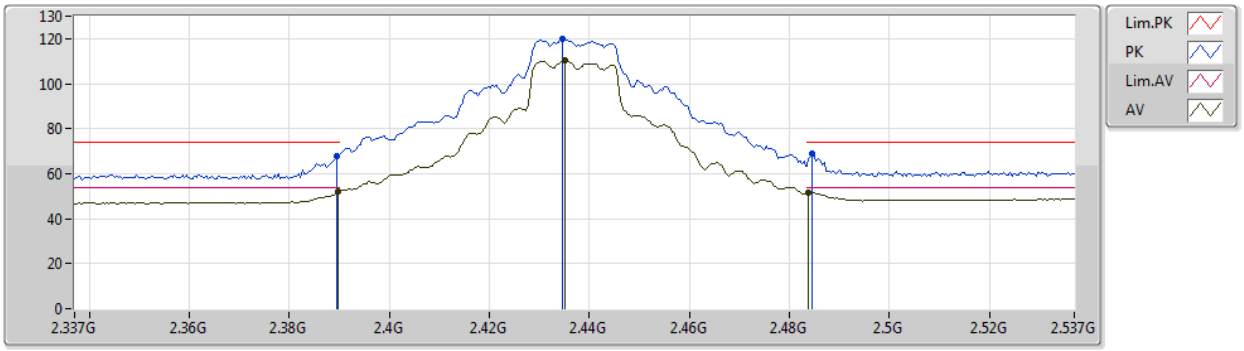

Type	Freq	Level	Limit	Margin	Factor	Dist	Condition	Azimuth	Height	Comment	Raw	AF	CL	PA
	(Hz)	(dBuV/m)	(dBuV/m)	(dB)	(dB)	(m)		(°)	(m)		(dBuV)	(dB)	(dB)	(dB)
AV	2.3898G	51.88	54.00	-2.12	34.76	3	Vertical	7	2.59	-	17.12	29.68	5.08	-
AV	2.435G	110.15	Inf	-Inf	35.02	3	Vertical	7	2.59	-	75.13	29.87	5.15	-
AV	2.4838G	51.66	54.00	-2.34	35.35	3	Vertical	7	2.59	-	16.31	30.12	5.23	-
PK	2.3894G	67.86	74.00	-6.14	34.76	3	Vertical	7	2.59	-	33.10	29.68	5.08	-
PK	2.4346G	119.88	Inf	-Inf	35.02	3	Vertical	7	2.59	-	84.86	29.87	5.15	-
PK	2.4846G	68.82	74.00	-5.18	35.35	3	Vertical	7	2.59	-	33.47	30.12	5.23	-

Remark : Level (dBuV/m) = Raw(Read Level) + AF(Antenna Factor) + CL(Cable Loss) - PA(Preamp Factor)

802.11g_Nss1,(6Mbps)_2TX

2437MHz_TX

31/05/2020

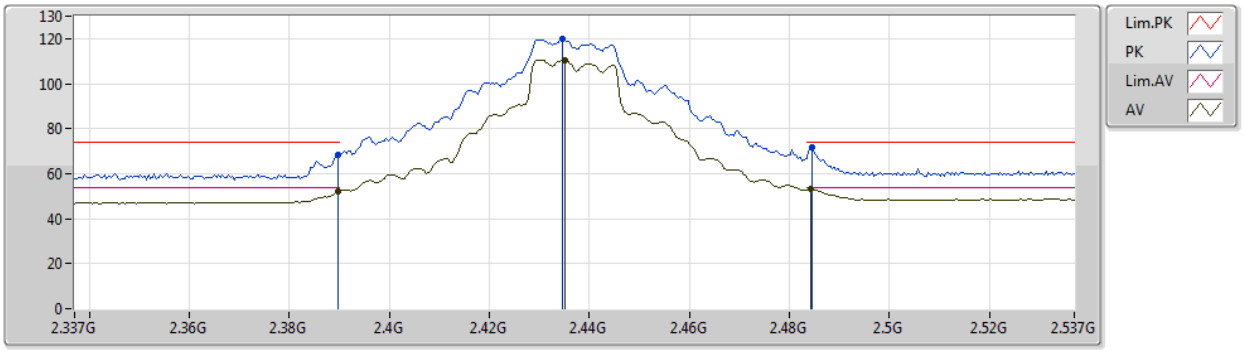

Type	Freq	Level	Limit	Margin	Factor	Dist	Condition	Azimuth	Height	Comment	Raw	AF	CL	PA
	(Hz)	(dBuV/m)	(dBuV/m)	(dB)	(dB)	(m)		(°)	(m)		(dBuV)	(dB)	(dB)	(dB)
AV	2.3898G	51.89	54.00	-2.11	34.76	3	Horizontal	313	2.61	-	17.13	29.68	5.08	-
AV	2.435G	110.61	Inf	-Inf	35.02	3	Horizontal	313	2.61	-	75.59	29.87	5.15	-
AV	2.4842G	53.22	54.00	-0.78	35.35	3	Horizontal	313	2.61	-	17.87	30.12	5.23	-
PK	2.3898G	68.52	74.00	-5.48	34.76	3	Horizontal	313	2.61	-	33.76	29.68	5.08	-
PK	2.4346G	119.65	Inf	-Inf	35.02	3	Horizontal	313	2.61	-	84.63	29.87	5.15	-
PK	2.4846G	71.85	74.00	-2.15	35.35	3	Horizontal	313	2.61	-	36.50	30.12	5.23	-

Remark : Level (dBuV/m) = Raw(Read Level) + AF(Antenna Factor) + CL(Cable Loss) - PA(Preamp Factor)

802.11g_Nss1,(6Mbps)_2TX

2437MHz_TX

31/05/2020

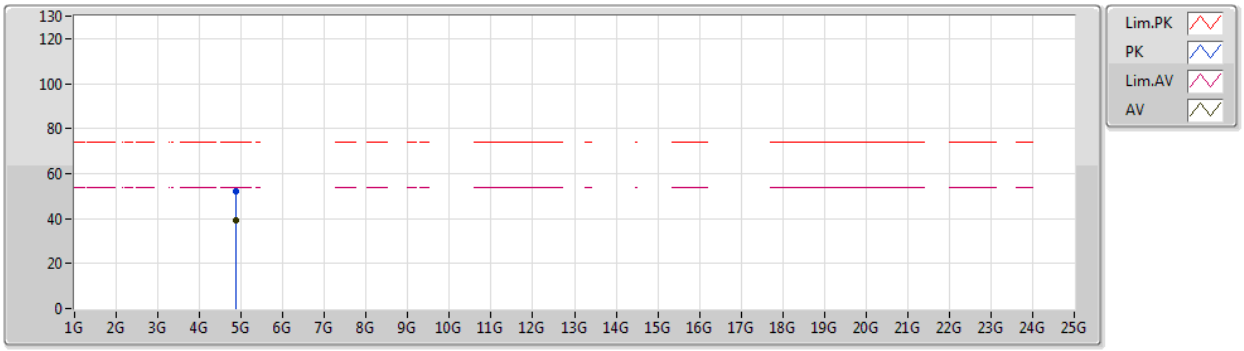

Type	Freq	Level	Limit	Margin	Factor	Dist	Condition	Azimuth	Height	Comment	Raw	AF	CL	PA
	(Hz)	(dBuV/m)	(dBuV/m)	(dB)	(dB)	(m)		(°)	(m)		(dBuV)	(dB)	(dB)	(dB)
AV	4.86884G	39.05	54.00	-14.95	7.06	3	Vertical	62	2.27	-	31.99	33.74	7.37	34.05
PK	4.86972G	52.25	74.00	-21.75	7.06	3	Vertical	62	2.27	-	45.19	33.74	7.37	34.05

Remark : Level (dBuV/m) = Raw(Read Level) + AF(Antenna Factor) + CL(Cable Loss) - PA(Preamp Factor)

802.11g_Nss1,(6Mbps)_2TX

2437MHz_TX

31/05/2020

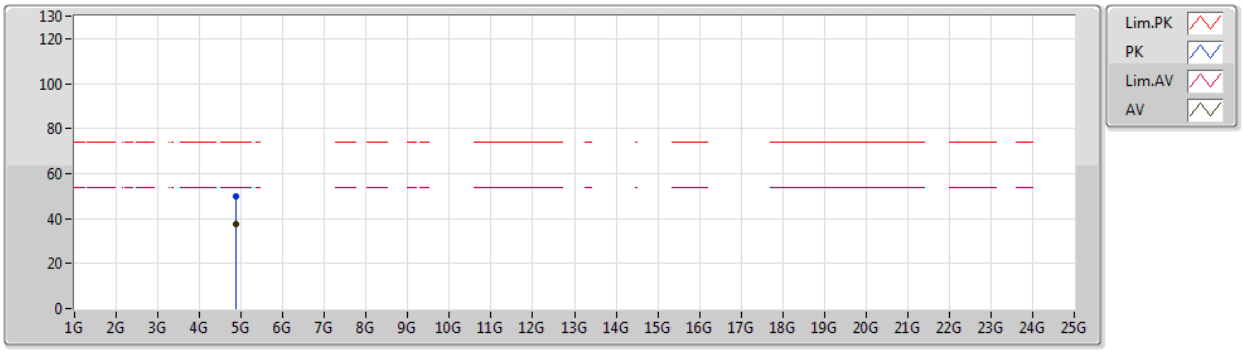

Type	Freq	Level	Limit	Margin	Factor	Dist	Condition	Azimuth	Height	Comment	Raw	AF	CL	PA
	(Hz)	(dBuV/m)	(dBuV/m)	(dB)	(dB)	(m)		(°)	(m)		(dBuV)	(dB)	(dB)	(dB)
AV	4.86824G	37.41	54.00	-16.59	7.06	3	Horizontal	15	2.24	-	30.35	33.74	7.37	34.05
PK	4.8688G	49.89	74.00	-24.11	7.06	3	Horizontal	15	2.24	-	42.83	33.74	7.37	34.05

Remark : Level (dBuV/m) = Raw(Read Level) + AF(Antenna Factor) + CL(Cable Loss) - PA(Preamp Factor)

802.11g_Nss1,(6Mbps)_2TX

2457MHz_TX

31/05/2020

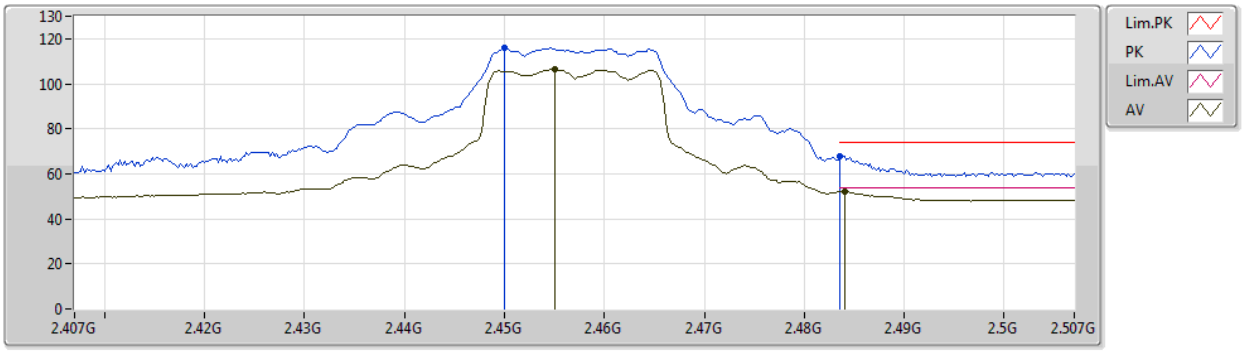

Type	Freq	Level	Limit	Margin	Factor	Dist	Condition	Azimuth	Height	Comment	Raw	AF	CL	PA
	(Hz)	(dBuV/m)	(dBuV/m)	(dB)	(dB)	(m)		(°)	(m)		(dBuV)	(dB)	(dB)	(dB)
AV	2.455G	106.38	Inf	-Inf	35.16	3	Vertical	180	2.76	-	71.22	29.98	5.18	-
AV	2.484G	51.97	54.00	-2.03	35.35	3	Vertical	180	2.76	-	16.62	30.12	5.23	-
PK	2.45G	116.07	Inf	-Inf	35.12	3	Vertical	180	2.76	-	80.95	29.95	5.17	-
PK	2.4836G	68.04	74.00	-5.96	35.35	3	Vertical	180	2.76	-	32.69	30.12	5.23	-

Remark : Level (dBuV/m) = Raw(Read Level) + AF(Antenna Factor) + CL(Cable Loss) - PA(Preamp Factor)

802.11g_Nss1,(6Mbps)_2TX

2457MHz_TX

31/05/2020

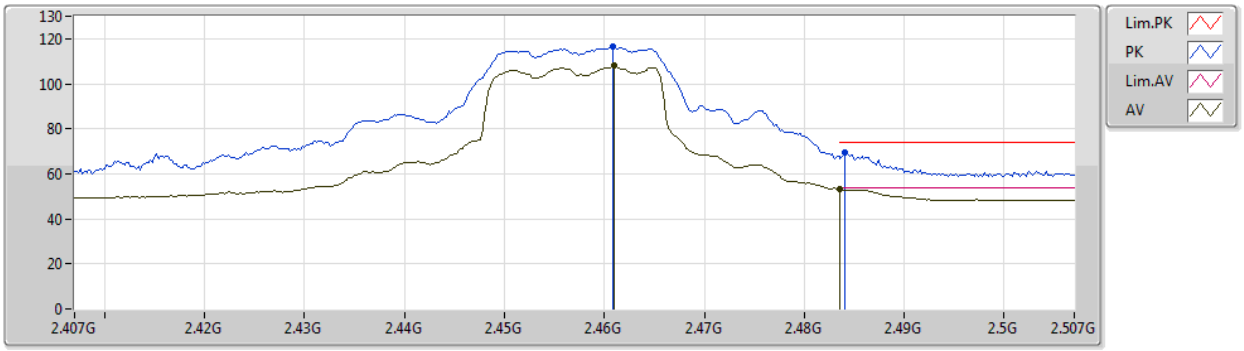

Type	Freq	Level	Limit	Margin	Factor	Dist	Condition	Azimuth	Height	Comment	Raw	AF	CL	PA
	(Hz)	(dBuV/m)	(dBuV/m)	(dB)	(dB)	(m)		(°)	(m)		(dBuV)	(dB)	(dB)	(dB)
AV	2.461G	107.97	Inf	-Inf	35.19	3	Horizontal	325	2.77	-	72.78	30.00	5.19	-
AV	2.4835G	53.02	54.00	-0.98	35.35	3	Horizontal	325	2.77	-	17.67	30.12	5.23	-
PK	2.4608G	116.29	Inf	-Inf	35.19	3	Horizontal	325	2.77	-	81.10	30.00	5.19	-
PK	2.484G	69.62	74.00	-4.38	35.35	3	Horizontal	325	2.77	-	34.27	30.12	5.23	-

Remark : Level (dBuV/m) = Raw(Read Level) + AF(Antenna Factor) + CL(Cable Loss) - PA(Preamp Factor)

802.11g_Nss1,(6Mbps)_2TX

2462MHz_TX

31/05/2020

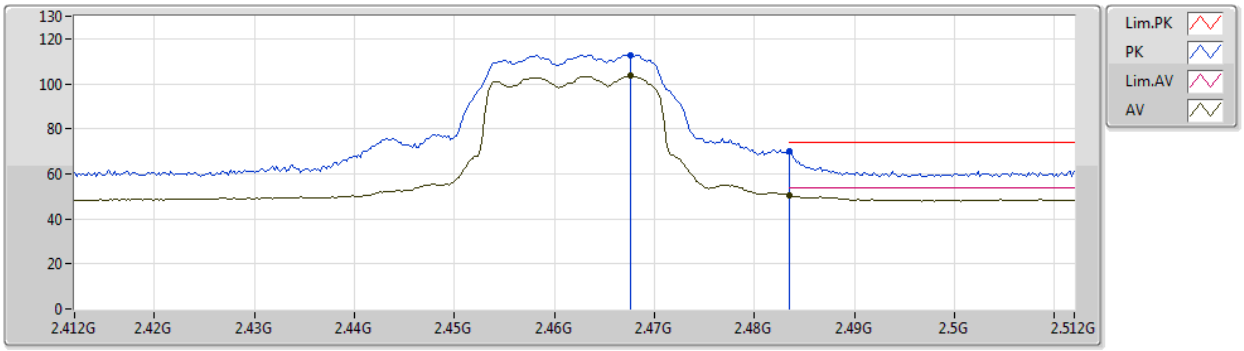

Type	Freq	Level	Limit	Margin	Factor	Dist	Condition	Azimuth	Height	Comment	Raw	AF	CL	PA
	(Hz)	(dBuV/m)	(dBuV/m)	(dB)	(dB)	(m)		(°)	(m)		(dBuV)	(dB)	(dB)	(dB)
AV	2.4676G	103.54	Inf	-Inf	35.24	3	Vertical	6	2.79	-	68.30	30.04	5.20	-
AV	2.4835G	50.57	54.00	-3.43	35.35	3	Vertical	6	2.79	-	15.22	30.12	5.23	-
PK	2.4676G	112.90	Inf	-Inf	35.24	3	Vertical	6	2.79	-	77.66	30.04	5.20	-
PK	2.4835G	70.17	74.00	-3.83	35.35	3	Vertical	6	2.79	-	34.82	30.12	5.23	-

Remark : Level (dBuV/m) = Raw(Read Level) + AF(Antenna Factor) + CL(Cable Loss) - PA(Preamp Factor)

802.11g_Nss1,(6Mbps)_2TX

2462MHz_TX

31/05/2020

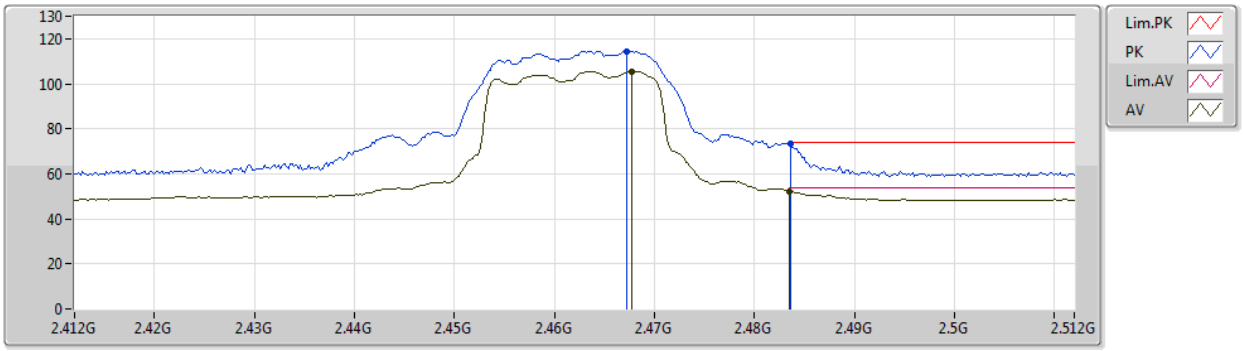

Type	Freq	Level	Limit	Margin	Factor	Dist	Condition	Azimuth	Height	Comment	Raw	AF	CL	PA
	(Hz)	(dBuV/m)	(dBuV/m)	(dB)	(dB)	(m)		(°)	(m)		(dBuV)	(dB)	(dB)	(dB)
AV	2.4678G	105.61	Inf	-Inf	35.24	3	Horizontal	323	2.80	-	70.37	30.04	5.20	-
AV	2.4835G	52.34	54.00	-1.66	35.35	3	Horizontal	323	2.80	-	16.99	30.12	5.23	-
PK	2.4672G	114.58	Inf	-Inf	35.24	3	Horizontal	323	2.80	-	79.34	30.04	5.20	-
PK	2.4836G	73.21	74.00	-0.79	35.35	3	Horizontal	323	2.80	-	37.86	30.12	5.23	-

Remark : Level (dBuV/m) = Raw(Read Level) + AF(Antenna Factor) + CL(Cable Loss) - PA(Preamp Factor)

802.11g_Nss1,(6Mbps)_2TX

2462MHz_TX

31/05/2020

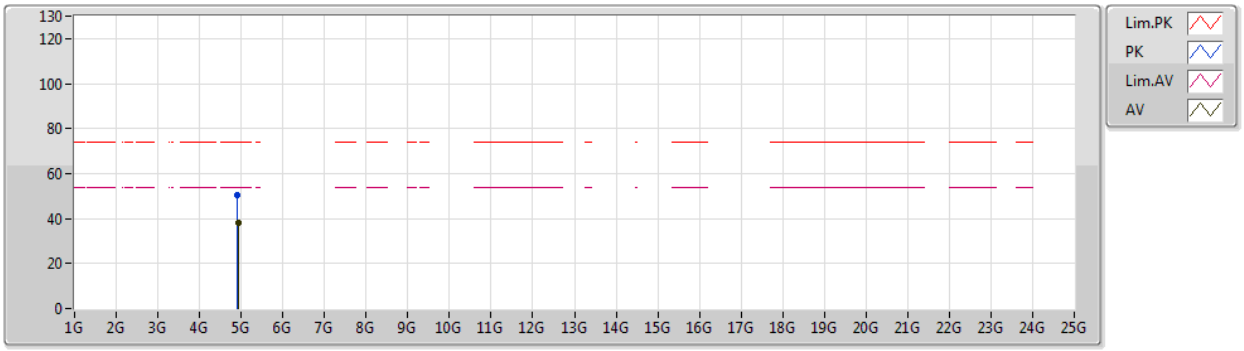

Type	Freq	Level	Limit	Margin	Factor	Dist	Condition	Azimuth	Height	Comment	Raw	AF	CL	PA
	(Hz)	(dBuV/m)	(dBuV/m)	(dB)	(dB)	(m)		(°)	(m)		(dBuV)	(dB)	(dB)	(dB)
AV	4.92632G	37.84	54.00	-16.16	7.23	3	Vertical	120	2.20	-	30.61	33.85	7.43	34.05
PK	4.9168G	50.30	74.00	-23.70	7.20	3	Vertical	120	2.20	-	43.10	33.83	7.42	34.05

Remark : Level (dBuV/m) = Raw(Read Level) + AF(Antenna Factor) + CL(Cable Loss) - PA(Preamp Factor)

802.11g_Nss1,(6Mbps)_2TX

2462MHz_TX

31/05/2020

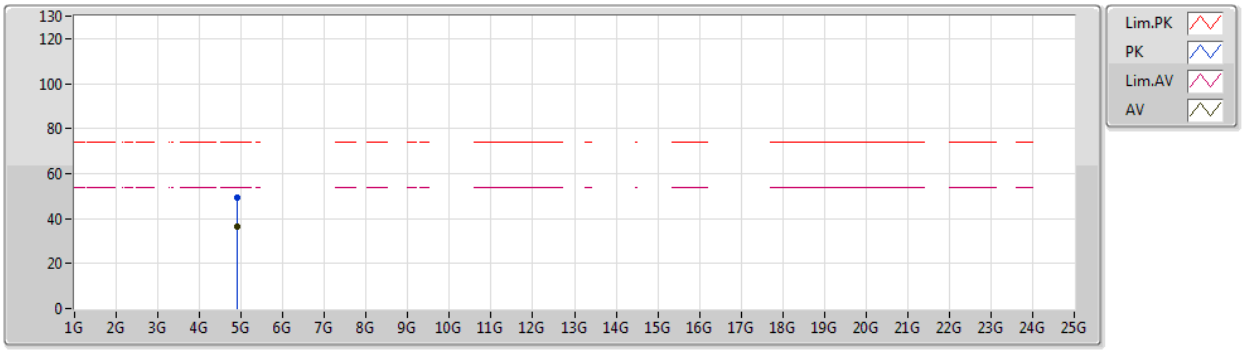

Type	Freq	Level	Limit	Margin	Factor	Dist	Condition	Azimuth	Height	Comment	Raw	AF	CL	PA
	(Hz)	(dBuV/m)	(dBuV/m)	(dB)	(dB)	(m)		(°)	(m)		(dBuV)	(dB)	(dB)	(dB)
AV	4.9188G	36.63	54.00	-17.37	7.21	3	Horizontal	263	1.50	-	29.42	33.84	7.42	34.05
PK	4.91456G	49.43	74.00	-24.57	7.19	3	Horizontal	263	1.50	-	42.24	33.83	7.41	34.05

Remark : Level (dBuV/m) = Raw(Read Level) + AF(Antenna Factor) + CL(Cable Loss) - PA(Preamp Factor)

802.11ax HEW20_Nss1,(MCS0)_2TX

2412MHz_TX

31/05/2020

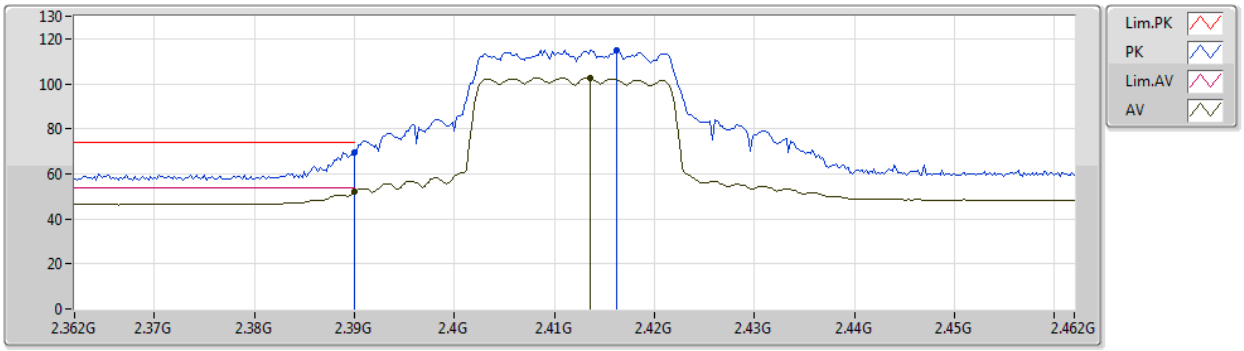

Type	Freq	Level	Limit	Margin	Factor	Dist	Condition	Azimuth	Height	Comment	Raw	AF	CL	PA
	(Hz)	(dBuV/m)	(dBuV/m)	(dB)	(dB)	(m)		(°)	(m)		(dBuV)	(dB)	(dB)	(dB)
AV	2.39G	52.02	54.00	-1.98	34.76	3	Vertical	181	2.91	-	17.26	29.68	5.08	-
AV	2.4136G	102.53	Inf	-Inf	34.89	3	Vertical	181	2.91	-	67.64	29.77	5.12	-
PK	2.39G	69.72	74.00	-4.28	34.76	3	Vertical	181	2.91	-	34.96	29.68	5.08	-
PK	2.4162G	114.96	Inf	-Inf	34.90	3	Vertical	181	2.91	-	80.06	29.78	5.12	-

Remark : Level (dBuV/m) = Raw(Read Level) + AF(Antenna Factor) + CL(Cable Loss) - PA(Preamp Factor)

802.11ax HEW20_Nss1,(MCS0)_2TX

2412MHz_TX

31/05/2020

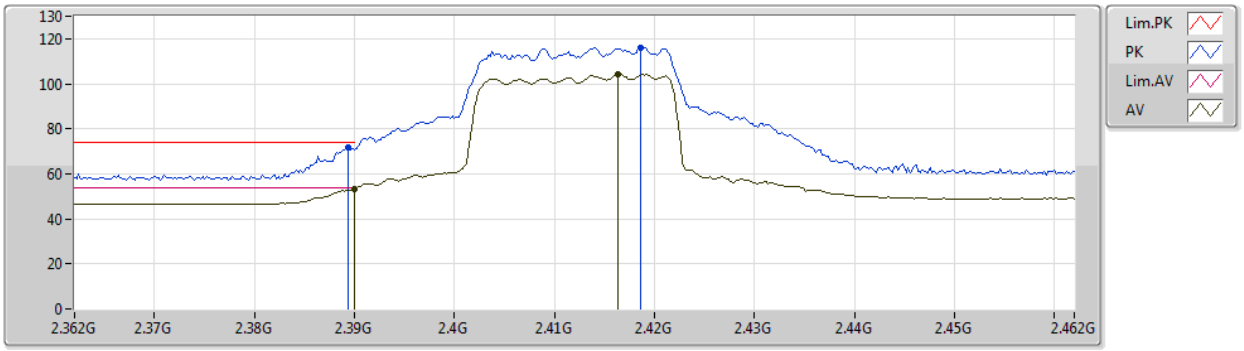

Type	Freq	Level	Limit	Margin	Factor	Dist	Condition	Azimuth	Height	Comment	Raw	AF	CL	PA
	(Hz)	(dBuV/m)	(dBuV/m)	(dB)	(dB)	(m)		(°)	(m)		(dBuV)	(dB)	(dB)	(dB)
AV	2.39G	53.04	54.00	-0.96	34.76	3	Horizontal	324	2.94	-	18.28	29.68	5.08	-
AV	2.4164G	104.11	Inf	-Inf	34.90	3	Horizontal	324	2.94	-	69.21	29.78	5.12	-
PK	2.3894G	71.73	74.00	-2.27	34.76	3	Horizontal	324	2.94	-	36.97	29.68	5.08	-
PK	2.4186G	116.14	Inf	-Inf	34.92	3	Horizontal	324	2.94	-	81.22	29.79	5.13	-

Remark : Level (dBuV/m) = Raw(Read Level) + AF(Antenna Factor) + CL(Cable Loss) - PA(Preamp Factor)

802.11ax HEW20_Nss1,(MCS0)_2TX

2412MHz_TX

31/05/2020

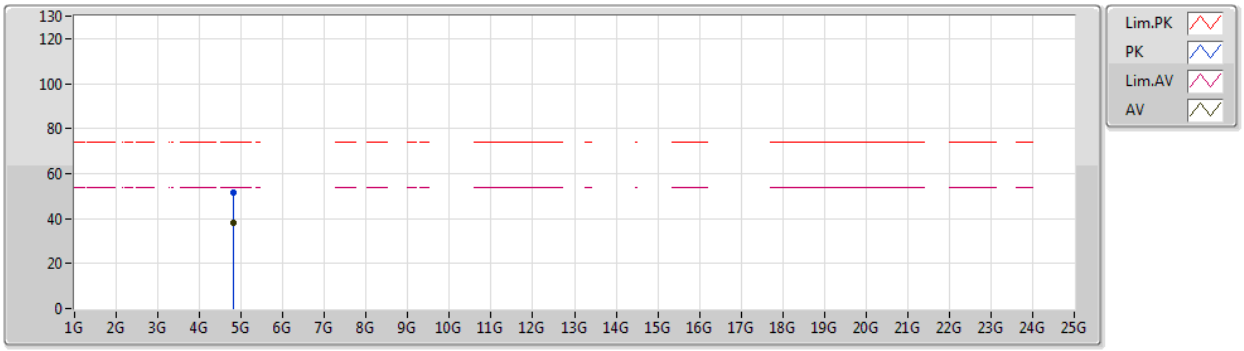

Type	Freq	Level	Limit	Margin	Factor	Dist	Condition	Azimuth	Height	Comment	Raw	AF	CL	PA
	(Hz)	(dBuV/m)	(dBuV/m)	(dB)	(dB)	(m)		(°)	(m)		(dBuV)	(dB)	(dB)	(dB)
AV	4.82408G	38.38	54.00	-15.62	6.92	3	Vertical	37	2.84	-	31.46	33.65	7.32	34.05
PK	4.82136G	51.63	74.00	-22.37	6.91	3	Vertical	37	2.84	-	44.72	33.64	7.32	34.05

Remark : Level (dBuV/m) = Raw(Read Level) + AF(Antenna Factor) + CL(Cable Loss) - PA(Preamp Factor)

802.11ax HEW20_Nss1,(MCS0)_2TX

2412MHz_TX

31/05/2020

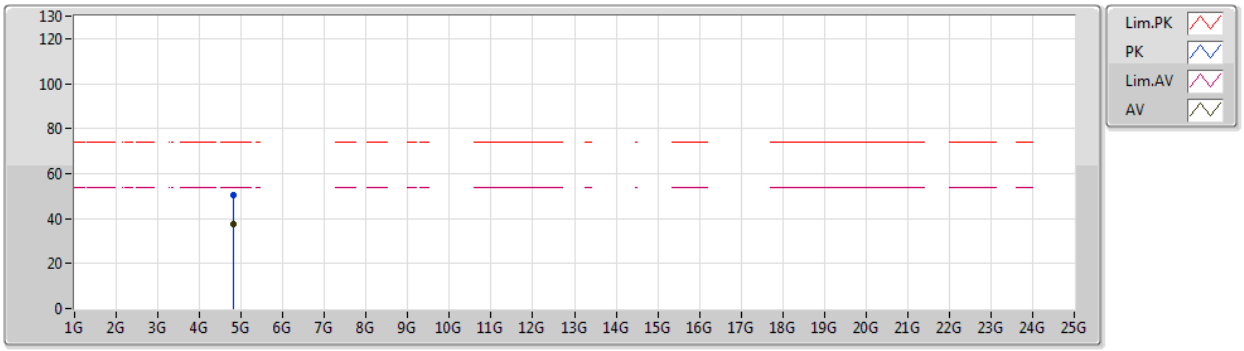

Type	Freq	Level	Limit	Margin	Factor	Dist	Condition	Azimuth	Height	Comment	Raw	AF	CL	PA
	(Hz)	(dBuV/m)	(dBuV/m)	(dB)	(dB)	(m)		(°)	(m)		(dBuV)	(dB)	(dB)	(dB)
AV	4.82424G	37.57	54.00	-16.43	6.92	3	Horizontal	299	2.20	-	30.65	33.65	7.32	34.05
PK	4.82188G	50.37	74.00	-23.63	6.91	3	Horizontal	299	2.20	-	43.46	33.64	7.32	34.05

Remark : Level (dBuV/m) = Raw(Read Level) + AF(Antenna Factor) + CL(Cable Loss) - PA(Preamp Factor)

802.11ax HEW20_Nss1,(MCS0)_2TX

2417MHz_TX

31/05/2020

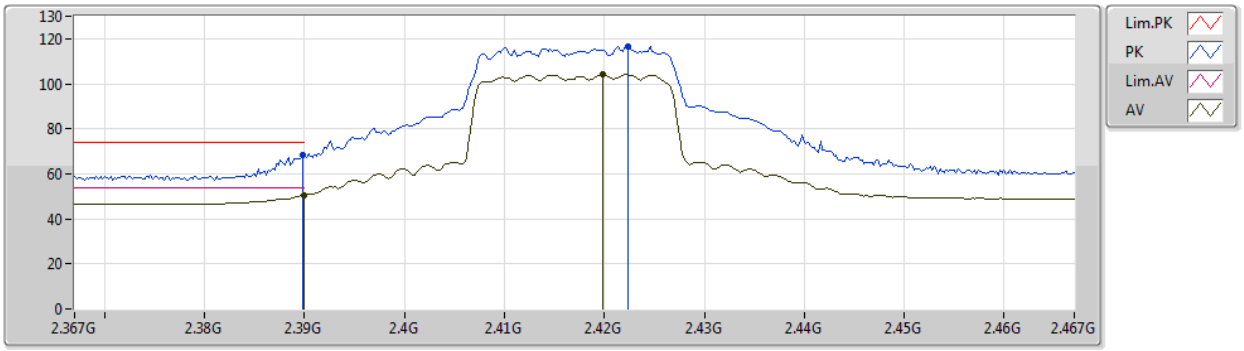

Type	Freq	Level	Limit	Margin	Factor	Dist	Condition	Azimuth	Height	Comment	Raw	AF	CL	PA
	(Hz)	(dBuV/m)	(dBuV/m)	(dB)	(dB)	(m)		(°)	(m)		(dBuV)	(dB)	(dB)	(dB)
AV	2.39G	50.68	54.00	-3.32	34.76	3	Vertical	22	2.78	-	15.92	29.68	5.08	-
AV	2.4198G	104.19	Inf	-Inf	34.93	3	Vertical	22	2.78	-	69.26	29.80	5.13	-
PK	2.3898G	68.23	74.00	-5.77	34.76	3	Vertical	22	2.78	-	33.47	29.68	5.08	-
PK	2.4224G	116.60	Inf	-Inf	34.94	3	Vertical	22	2.78	-	81.66	29.81	5.13	-

Remark : Level (dBuV/m) = Raw(Read Level) + AF(Antenna Factor) + CL(Cable Loss) - PA(Preamp Factor)

802.11ax HEW20_Nss1,(MCS0)_2TX

2417MHz_TX

31/05/2020

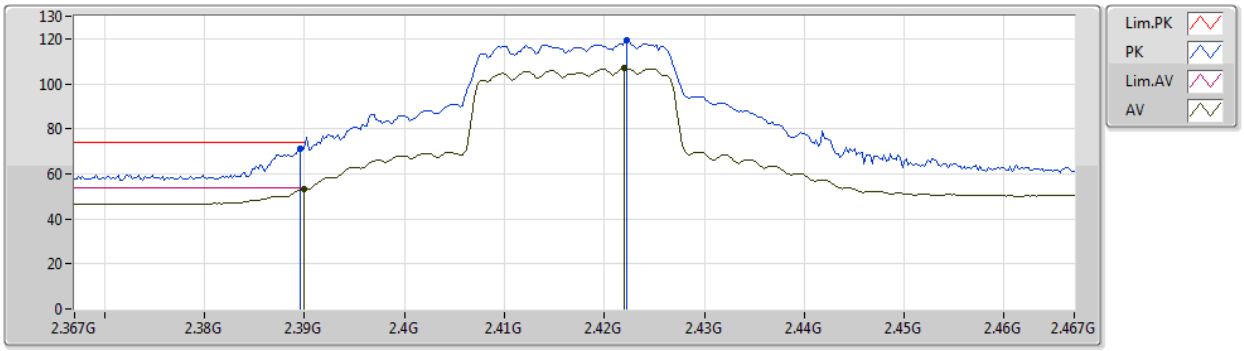

Type	Freq	Level	Limit	Margin	Factor	Dist	Condition	Azimuth	Height	Comment	Raw	AF	CL	PA
	(Hz)	(dBuV/m)	(dBuV/m)	(dB)	(dB)	(m)		(°)	(m)		(dBuV)	(dB)	(dB)	(dB)
AV	2.39G	53.24	54.00	-0.76	34.76	3	Horizontal	168	3.00	-	18.48	29.68	5.08	-
AV	2.422G	106.77	Inf	-Inf	34.94	3	Horizontal	168	3.00	-	71.83	29.81	5.13	-
PK	2.3896G	71.28	74.00	-2.72	34.76	3	Horizontal	168	3.00	-	36.52	29.68	5.08	-
PK	2.4222G	119.11	Inf	-Inf	34.94	3	Horizontal	168	3.00	-	84.17	29.81	5.13	-

Remark : Level (dBuV/m) = Raw(Read Level) + AF(Antenna Factor) + CL(Cable Loss) - PA(Preamp Factor)

802.11ax HEW20_Nss1,(MCS0)_2TX

2437MHz_TX

31/05/2020

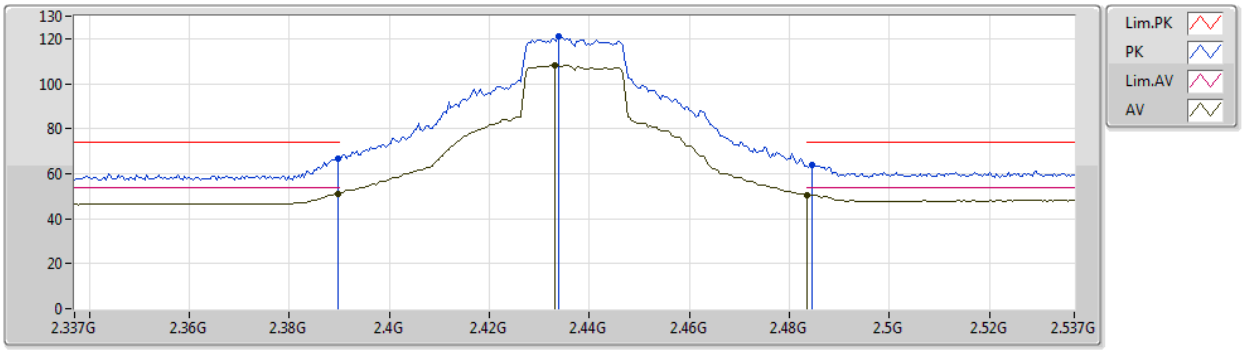

Type	Freq	Level	Limit	Margin	Factor	Dist	Condition	Azimuth	Height	Comment	Raw	AF	CL	PA
	(Hz)	(dBuV/m)	(dBuV/m)	(dB)	(dB)	(m)		(°)	(m)		(dBuV)	(dB)	(dB)	(dB)
AV	2.3898G	51.22	54.00	-2.78	34.76	3	Vertical	290	2.84	-	16.46	29.68	5.08	-
AV	2.433G	108.25	Inf	-Inf	35.01	3	Vertical	290	2.84	-	73.24	29.86	5.15	-
AV	2.4835G	50.35	54.00	-3.65	35.35	3	Vertical	290	2.84	-	15.00	30.12	5.23	-
PK	2.3898G	66.65	74.00	-7.35	34.76	3	Vertical	290	2.84	-	31.89	29.68	5.08	-
PK	2.4338G	121.20	Inf	-Inf	35.02	3	Vertical	290	2.84	-	86.18	29.87	5.15	-
PK	2.4846G	64.02	74.00	-9.98	35.35	3	Vertical	290	2.84	-	28.67	30.12	5.23	-

Remark : Level (dBuV/m) = Raw(Read Level) + AF(Antenna Factor) + CL(Cable Loss) - PA(Preamp Factor)

802.11ax HEW20_Nss1,(MCS0)_2TX

2437MHz_TX

31/05/2020

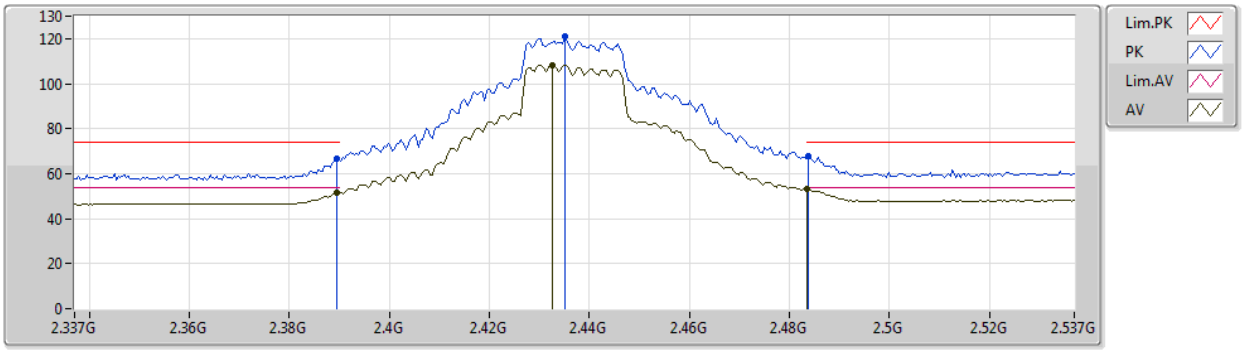

Type	Freq	Level	Limit	Margin	Factor	Dist	Condition	Azimuth	Height	Comment	Raw	AF	CL	PA
	(Hz)	(dBuV/m)	(dBuV/m)	(dB)	(dB)	(m)		(°)	(m)		(dBuV)	(dB)	(dB)	(dB)
AV	2.3894G	51.60	54.00	-2.40	34.76	3	Horizontal	49	2.86	-	16.84	29.68	5.08	-
AV	2.4326G	108.37	Inf	-Inf	35.01	3	Horizontal	49	2.86	-	73.36	29.86	5.15	-
AV	2.4835G	53.11	54.00	-0.89	35.35	3	Horizontal	49	2.86	-	17.76	30.12	5.23	-
PK	2.3894G	66.64	74.00	-7.36	34.76	3	Horizontal	49	2.86	-	31.88	29.68	5.08	-
PK	2.435G	120.83	Inf	-Inf	35.02	3	Horizontal	49	2.86	-	85.81	29.87	5.15	-
PK	2.4838G	68.08	74.00	-5.92	35.35	3	Horizontal	49	2.86	-	32.73	30.12	5.23	-

Remark : Level (dBuV/m) = Raw(Read Level) + AF(Antenna Factor) + CL(Cable Loss) - PA(Preamp Factor)

802.11ax HEW20_Nss1,(MCS0)_2TX

2437MHz_TX

31/05/2020

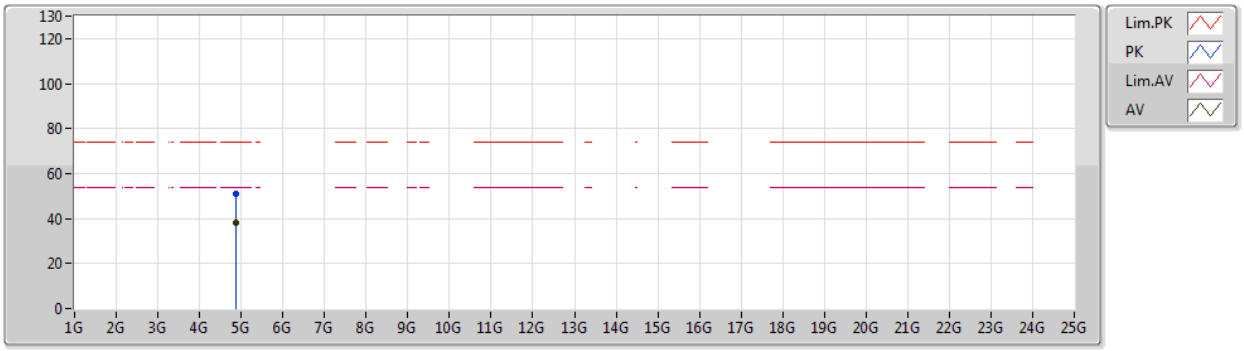

Type	Freq	Level	Limit	Margin	Factor	Dist	Condition	Azimuth	Height	Comment	Raw	AF	CL	PA
	(Hz)	(dBuV/m)	(dBuV/m)	(dB)	(dB)	(m)		(°)	(m)		(dBuV)	(dB)	(dB)	(dB)
AV	4.86664G	38.28	54.00	-15.72	7.05	3	Vertical	61	2.84	-	31.23	33.73	7.37	34.05
PK	4.87176G	50.83	74.00	-23.17	7.06	3	Vertical	61	2.84	-	43.77	33.74	7.37	34.05

Remark : Level (dBuV/m) = Raw(Read Level) + AF(Antenna Factor) + CL(Cable Loss) - PA(Preamp Factor)

802.11ax HEW20_Nss1,(MCS0)_2TX

2437MHz_TX

31/05/2020

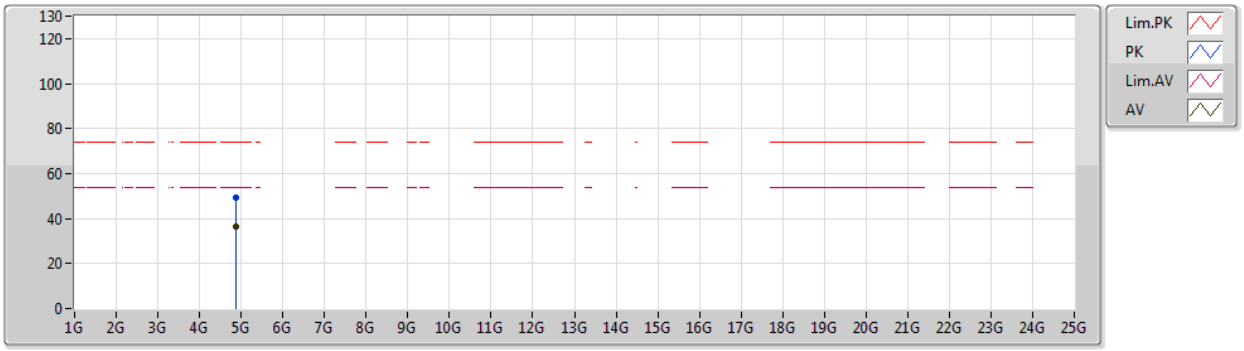

Type	Freq	Level	Limit	Margin	Factor	Dist	Condition	Azimuth	Height	Comment	Raw	AF	CL	PA
	(Hz)	(dBuV/m)	(dBuV/m)	(dB)	(dB)	(m)		(°)	(m)		(dBuV)	(dB)	(dB)	(dB)
AV	4.86444G	36.64	54.00	-17.36	7.04	3	Horizontal	36	1.98	-	29.60	33.73	7.36	34.05
PK	4.86464G	49.34	74.00	-24.66	7.04	3	Horizontal	36	1.98	-	42.30	33.73	7.36	34.05

Remark : Level (dBuV/m) = Raw(Read Level) + AF(Antenna Factor) + CL(Cable Loss) - PA(Preamp Factor)

802.11ax HEW20_Nss1,(MCS0)_2TX

2457MHz_TX

31/05/2020

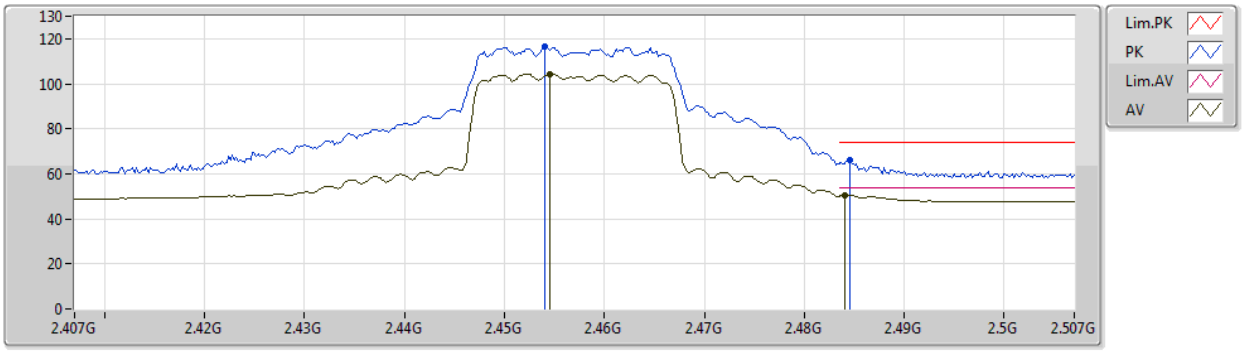

Type	Freq	Level	Limit	Margin	Factor	Dist	Condition	Azimuth	Height	Comment	Raw	AF	CL	PA
	(Hz)	(dBuV/m)	(dBuV/m)	(dB)	(dB)	(m)		(°)	(m)		(dBuV)	(dB)	(dB)	(dB)
AV	2.4546G	104.36	Inf	-Inf	35.15	3	Vertical	180	2.78	-	69.21	29.97	5.18	-
AV	2.484G	50.54	54.00	-3.46	35.35	3	Vertical	180	2.78	-	15.19	30.12	5.23	-
PK	2.454G	116.37	Inf	-Inf	35.15	3	Vertical	180	2.78	-	81.22	29.97	5.18	-
PK	2.4846G	65.96	74.00	-8.04	35.35	3	Vertical	180	2.78	-	30.61	30.12	5.23	-

Remark : Level (dBuV/m) = Raw(Read Level) + AF(Antenna Factor) + CL(Cable Loss) - PA(Preamp Factor)

802.11ax HEW20_Nss1,(MCS0)_2TX

2457MHz_TX

31/05/2020

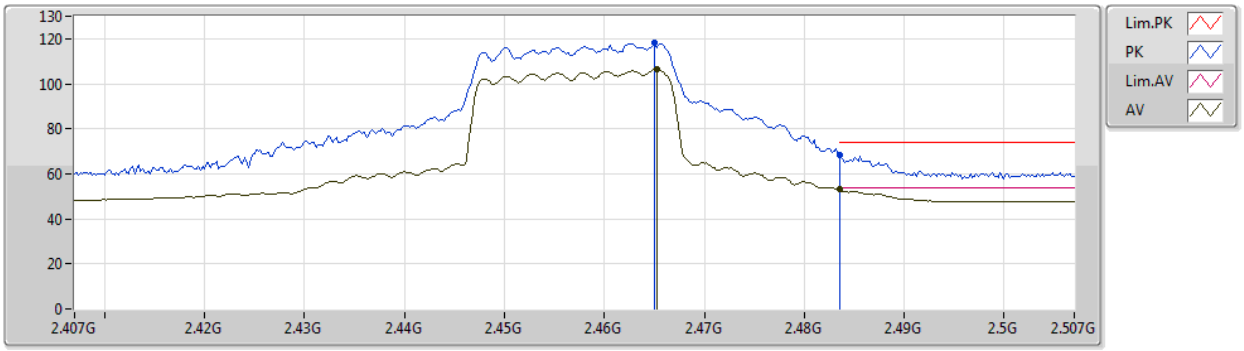

Type	Freq	Level	Limit	Margin	Factor	Dist	Condition	Azimuth	Height	Comment	Raw	AF	CL	PA
	(Hz)	(dBuV/m)	(dBuV/m)	(dB)	(dB)	(m)		(°)	(m)		(dBuV)	(dB)	(dB)	(dB)
AV	2.4652G	106.36	Inf	-Inf	35.23	3	Horizontal	327	2.81	-	71.13	30.03	5.20	-
AV	2.4835G	53.02	54.00	-0.98	35.35	3	Horizontal	327	2.81	-	17.67	30.12	5.23	-
PK	2.465G	118.42	Inf	-Inf	35.22	3	Horizontal	327	2.81	-	83.20	30.02	5.20	-
PK	2.4835G	68.52	74.00	-5.48	35.35	3	Horizontal	327	2.81	-	33.17	30.12	5.23	-

Remark : Level (dBuV/m) = Raw(Read Level) + AF(Antenna Factor) + CL(Cable Loss) - PA(Preamp Factor)

802.11ax HEW20_Nss1,(MCS0)_2TX

2462MHz_TX

31/05/2020

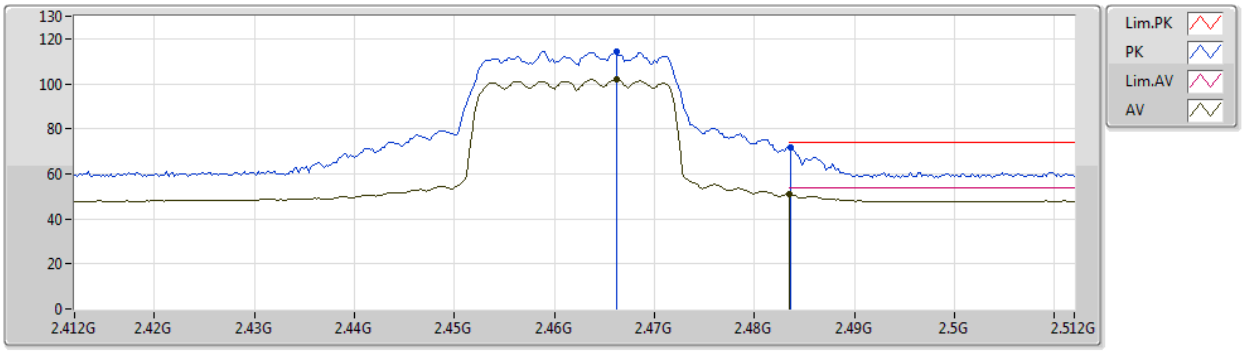

Type	Freq	Level	Limit	Margin	Factor	Dist	Condition	Azimuth	Height	Comment	Raw	AF	CL	PA
	(Hz)	(dBuV/m)	(dBuV/m)	(dB)	(dB)	(m)		(°)	(m)		(dBuV)	(dB)	(dB)	(dB)
AV	2.4662G	101.82	Inf	-Inf	35.23	3	Vertical	11	2.78	-	66.59	30.03	5.20	-
AV	2.4835G	50.91	54.00	-3.09	35.35	3	Vertical	11	2.78	-	15.56	30.12	5.23	-
PK	2.4662G	114.41	Inf	-Inf	35.23	3	Vertical	11	2.78	-	79.18	30.03	5.20	-
PK	2.4836G	71.98	74.00	-2.02	35.35	3	Vertical	11	2.78	-	36.63	30.12	5.23	-

Remark : Level (dBuV/m) = Raw(Read Level) + AF(Antenna Factor) + CL(Cable Loss) - PA(Preamp Factor)

802.11ax HEW20_Nss1,(MCS0)_2TX

2462MHz_TX

31/05/2020

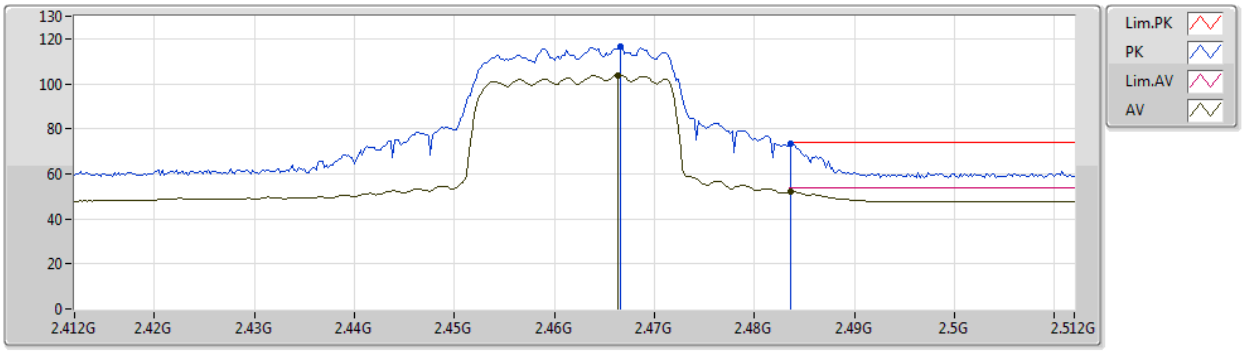

Type	Freq	Level	Limit	Margin	Factor	Dist	Condition	Azimuth	Height	Comment	Raw	AF	CL	PA
	(Hz)	(dBuV/m)	(dBuV/m)	(dB)	(dB)	(m)		(°)	(m)		(dBuV)	(dB)	(dB)	(dB)
AV	2.4664G	103.91	Inf	-Inf	35.23	3	Horizontal	326	2.79	-	68.68	30.03	5.20	-
AV	2.4836G	52.03	54.00	-1.97	35.35	3	Horizontal	326	2.79	-	16.68	30.12	5.23	-
PK	2.4666G	116.35	Inf	-Inf	35.23	3	Horizontal	326	2.79	-	81.12	30.03	5.20	-
PK	2.4836G	73.20	74.00	-0.80	35.35	3	Horizontal	326	2.79	-	37.85	30.12	5.23	-

Remark : Level (dBuV/m) = Raw(Read Level) + AF(Antenna Factor) + CL(Cable Loss) - PA(Preamp Factor)

802.11ax HEW20_Nss1,(MCS0)_2TX

2462MHz_TX

31/05/2020

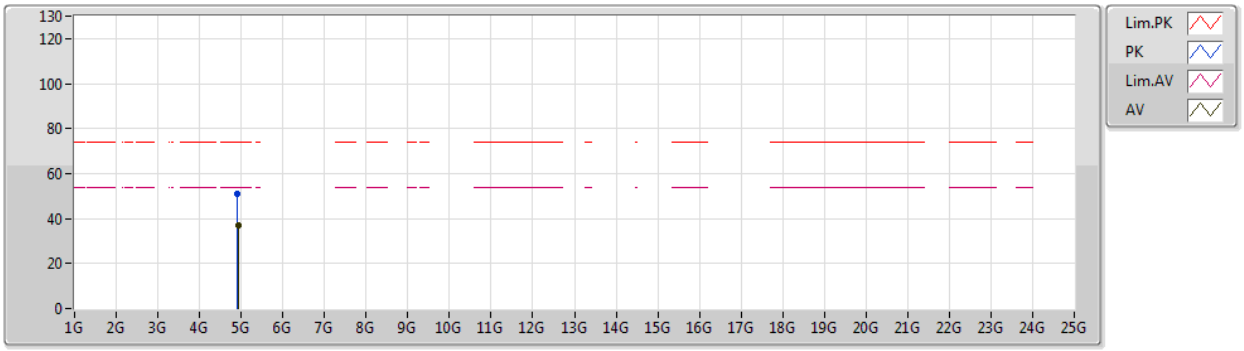

Type	Freq	Level	Limit	Margin	Factor	Dist	Condition	Azimuth	Height	Comment	Raw	AF	CL	PA
	(Hz)	(dBuV/m)	(dBuV/m)	(dB)	(dB)	(m)		(°)	(m)		(dBuV)	(dB)	(dB)	(dB)
PK	4.91868G	50.80	74.00	-23.20	7.21	3	Vertical	40	2.76	-	43.59	33.84	7.42	34.05
AV	4.92668G	37.08	54.00	-16.92	7.23	3	Vertical	40	2.76	-	29.85	33.85	7.43	34.05

Remark : Level (dBuV/m) = Raw(Read Level) + AF(Antenna Factor) + CL(Cable Loss) - PA(Preamp Factor)

802.11ax HEW20_Nss1,(MCS0)_2TX

2462MHz_TX

31/05/2020

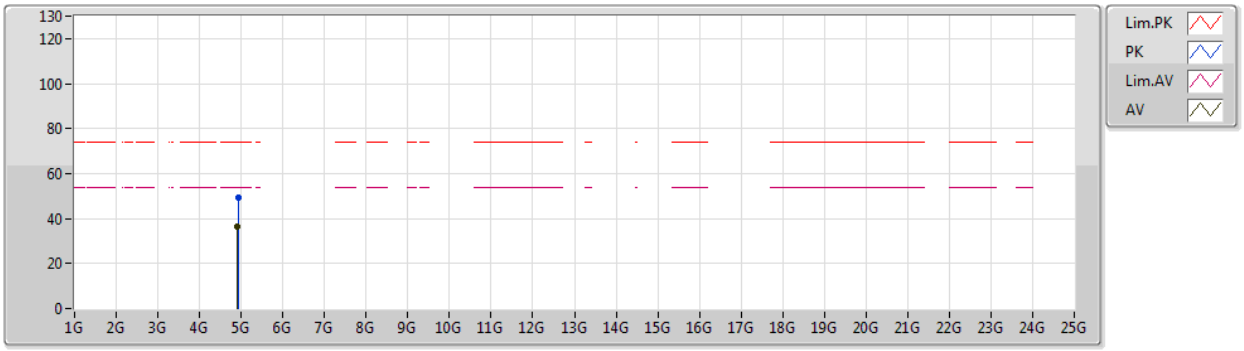

Type	Freq	Level	Limit	Margin	Factor	Dist	Condition	Azimuth	Height	Comment	Raw	AF	CL	PA
	(Hz)	(dBuV/m)	(dBuV/m)	(dB)	(dB)	(m)		(°)	(m)		(dBuV)	(dB)	(dB)	(dB)
AV	4.91796G	36.28	54.00	-17.72	7.21	3	Horizontal	57	3.00	-	29.07	33.84	7.42	34.05
PK	4.92928G	49.46	74.00	-24.54	7.24	3	Horizontal	57	3.00	-	42.22	33.86	7.43	34.05

Remark : Level (dBuV/m) = Raw(Read Level) + AF(Antenna Factor) + CL(Cable Loss) - PA(Preamp Factor)

802.11ax HEW40_Nss1,(MCS0)_2TX

2422MHz_TX

31/05/2020

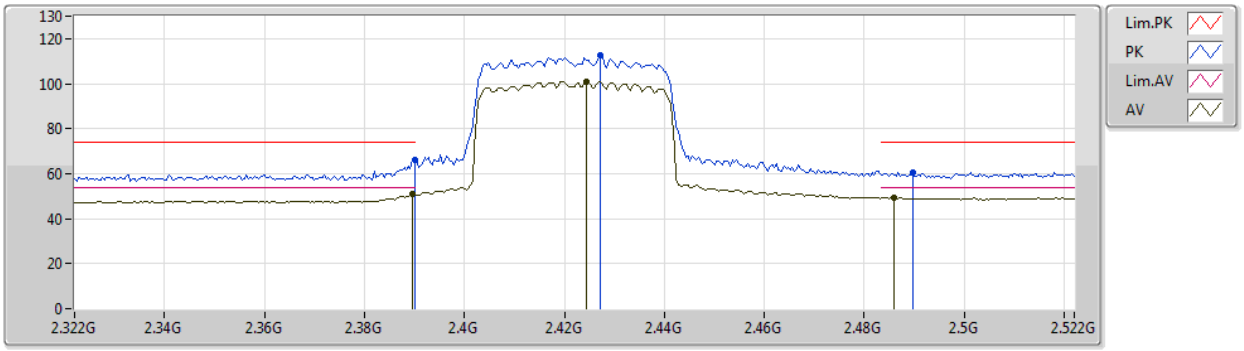

Type	Freq	Level	Limit	Margin	Factor	Dist	Condition	Azimuth	Height	Comment	Raw	AF	CL	PA
	(Hz)	(dBuV/m)	(dBuV/m)	(dB)	(dB)	(m)		(°)	(m)		(dBuV)	(dB)	(dB)	(dB)
AV	2.3896G	50.82	54.00	-3.18	34.76	3	Vertical	185	2.50	-	16.06	29.68	5.08	-
AV	2.4244G	101.06	Inf	-Inf	34.96	3	Vertical	185	2.50	-	66.10	29.82	5.14	-
AV	2.486G	49.23	54.00	-4.77	35.36	3	Vertical	185	2.50	-	13.87	30.13	5.23	-
PK	2.39G	66.08	74.00	-7.92	34.76	3	Vertical	185	2.50	-	31.32	29.68	5.08	-
PK	2.4272G	112.46	Inf	-Inf	34.98	3	Vertical	185	2.50	-	77.48	29.84	5.14	-
PK	2.4896G	60.64	74.00	-13.36	35.38	3	Vertical	185	2.50	-	25.26	30.15	5.23	-

Remark : Level (dBuV/m) = Raw(Read Level) + AF(Antenna Factor) + CL(Cable Loss) - PA(Preamp Factor)

802.11ax HEW40_Nss1,(MCS0)_2TX

2422MHz_TX

31/05/2020

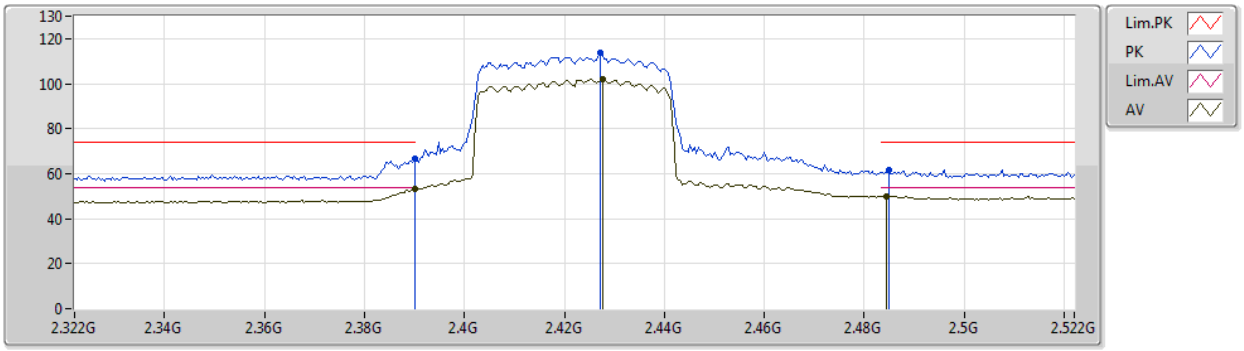

Type	Freq	Level	Limit	Margin	Factor	Dist	Condition	Azimuth	Height	Comment	Raw	AF	CL	PA
	(Hz)	(dBuV/m)	(dBuV/m)	(dB)	(dB)	(m)		(°)	(m)		(dBuV)	(dB)	(dB)	(dB)
AV	2.39G	53.13	54.00	-0.87	34.76	3	Horizontal	331	3.00	-	18.37	29.68	5.08	-
AV	2.4276G	102.02	Inf	-Inf	34.98	3	Horizontal	331	3.00	-	67.04	29.84	5.14	-
AV	2.4844G	50.06	54.00	-3.94	35.35	3	Horizontal	331	3.00	-	14.71	30.12	5.23	-
PK	2.39G	66.42	74.00	-7.58	34.76	3	Horizontal	331	3.00	-	31.66	29.68	5.08	-
PK	2.4272G	113.84	Inf	-Inf	34.98	3	Horizontal	331	3.00	-	78.86	29.84	5.14	-
PK	2.4848G	61.85	74.00	-12.15	35.35	3	Horizontal	331	3.00	-	26.50	30.12	5.23	-

Remark : Level (dBuV/m) = Raw(Read Level) + AF(Antenna Factor) + CL(Cable Loss) - PA(Preamp Factor)

802.11ax HEW40_Nss1,(MCS0)_2TX

2422MHz_TX

31/05/2020

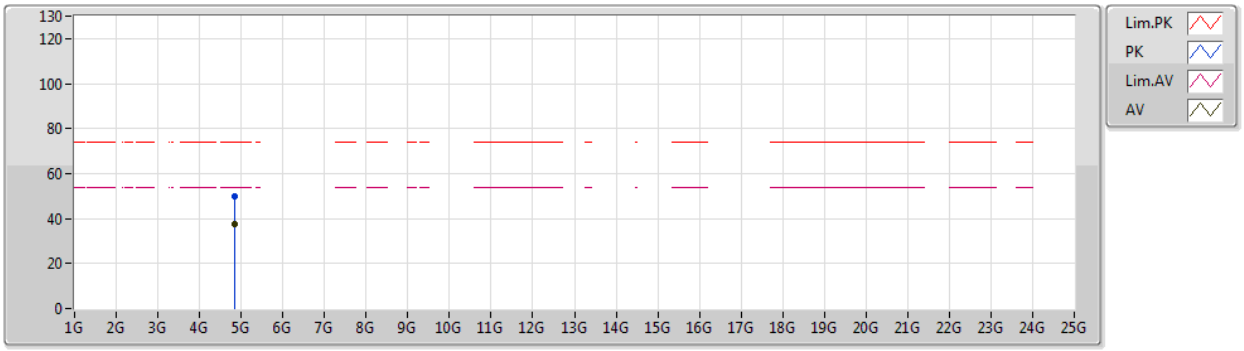

Type	Freq	Level	Limit	Margin	Factor	Dist	Condition	Azimuth	Height	Comment	Raw	AF	CL	PA
	(Hz)	(dBuV/m)	(dBuV/m)	(dB)	(dB)	(m)		(°)	(m)		(dBuV)	(dB)	(dB)	(dB)
AV	4.82952G	37.57	54.00	-16.43	6.94	3	Vertical	62	2.84	-	30.63	33.66	7.33	34.05
PK	4.83984G	50.08	74.00	-23.92	6.97	3	Vertical	62	2.84	-	43.11	33.68	7.34	34.05

Remark : Level (dBuV/m) = Raw(Read Level) + AF(Antenna Factor) + CL(Cable Loss) - PA(Preamp Factor)

802.11ax HEW40_Nss1,(MCS0)_2TX

2422MHz_TX

31/05/2020

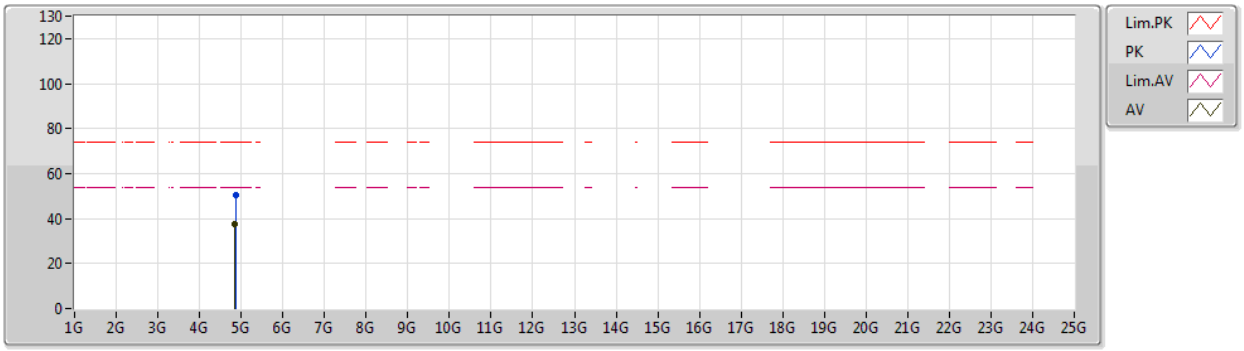

Type	Freq	Level	Limit	Margin	Factor	Dist	Condition	Azimuth	Height	Comment	Raw	AF	CL	PA
	(Hz)	(dBuV/m)	(dBuV/m)	(dB)	(dB)	(m)		(°)	(m)		(dBuV)	(dB)	(dB)	(dB)
AV	4.8312G	37.42	54.00	-16.58	6.94	3	Horizontal	9	1.50	-	30.48	33.66	7.33	34.05
PK	4.86192G	50.21	74.00	-23.79	7.03	3	Horizontal	9	1.50	-	43.18	33.72	7.36	34.05

Remark : Level (dBuV/m) = Raw(Read Level) + AF(Antenna Factor) + CL(Cable Loss) - PA(Preamp Factor)

802.11ax HEW40_Nss1,(MCS0)_2TX

2427MHz_TX

31/05/2020

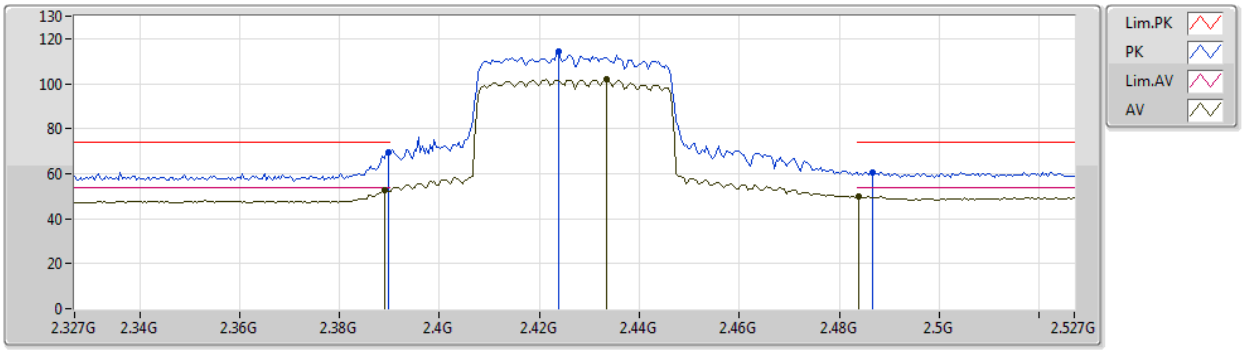

Type	Freq	Level	Limit	Margin	Factor	Dist	Condition	Azimuth	Height	Comment	Raw	AF	CL	PA
	(Hz)	(dBuV/m)	(dBuV/m)	(dB)	(dB)	(m)		(°)	(m)		(dBuV)	(dB)	(dB)	(dB)
AV	2.389G	52.83	54.00	-1.17	34.76	3	Vertical	183	2.54	-	18.07	29.68	5.08	-
AV	2.4334G	102.04	Inf	-Inf	35.02	3	Vertical	183	2.54	-	67.02	29.87	5.15	-
AV	2.4838G	49.99	54.00	-4.01	35.35	3	Vertical	183	2.54	-	14.64	30.12	5.23	-
PK	2.3898G	69.27	74.00	-4.73	34.76	3	Vertical	183	2.54	-	34.51	29.68	5.08	-
PK	2.4238G	114.23	Inf	-Inf	34.96	3	Vertical	183	2.54	-	79.27	29.82	5.14	-
PK	2.4866G	60.78	74.00	-13.22	35.36	3	Vertical	183	2.54	-	25.42	30.13	5.23	-

Remark : Level (dBuV/m) = Raw(Read Level) + AF(Antenna Factor) + CL(Cable Loss) - PA(Preamp Factor)

802.11ax HEW40_Nss1,(MCS0)_2TX

2427MHz_TX

31/05/2020

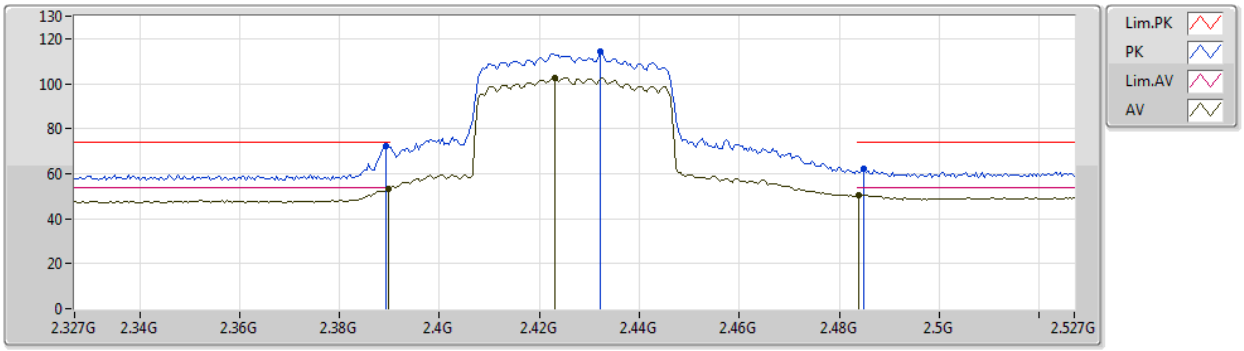

Type	Freq	Level	Limit	Margin	Factor	Dist	Condition	Azimuth	Height	Comment	Raw	AF	CL	PA
	(Hz)	(dBuV/m)	(dBuV/m)	(dB)	(dB)	(m)		(°)	(m)		(dBuV)	(dB)	(dB)	(dB)
AV	2.3898G	53.15	54.00	-0.85	34.76	3	Horizontal	51	2.61	-	18.39	29.68	5.08	-
AV	2.423G	102.50	Inf	-Inf	34.94	3	Horizontal	51	2.61	-	67.56	29.81	5.13	-
AV	2.4838G	50.43	54.00	-3.57	35.35	3	Horizontal	51	2.61	-	15.08	30.12	5.23	-
PK	2.3894G	72.29	74.00	-1.71	34.76	3	Horizontal	51	2.61	-	37.53	29.68	5.08	-
PK	2.4322G	114.16	Inf	-Inf	35.01	3	Horizontal	51	2.61	-	79.15	29.86	5.15	-
PK	2.485G	62.02	74.00	-11.98	35.35	3	Horizontal	51	2.61	-	26.67	30.12	5.23	-

Remark : Level (dBuV/m) = Raw(Read Level) + AF(Antenna Factor) + CL(Cable Loss) - PA(Preamp Factor)

802.11ax HEW40_Nss1,(MCS0)_2TX

2437MHz_TX

31/05/2020

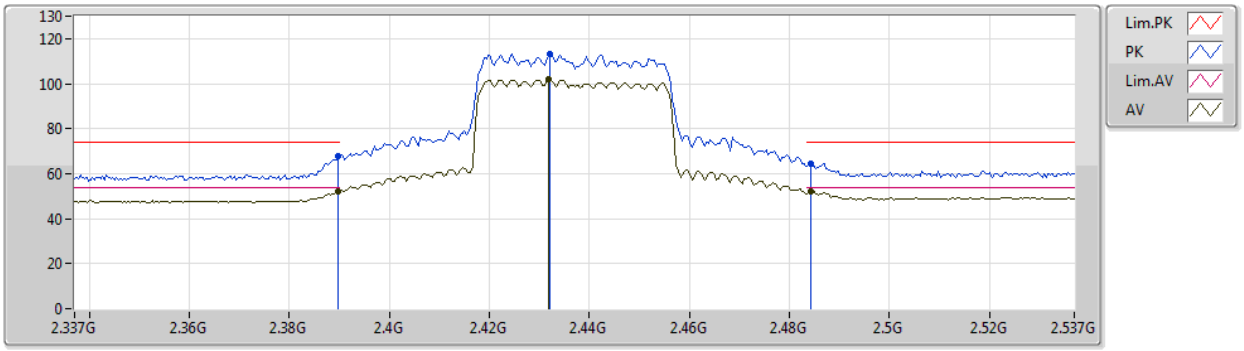

Type	Freq	Level	Limit	Margin	Factor	Dist	Condition	Azimuth	Height	Comment	Raw	AF	CL	PA
	(Hz)	(dBuV/m)	(dBuV/m)	(dB)	(dB)	(m)		(°)	(m)		(dBuV)	(dB)	(dB)	(dB)
AV	2.3898G	52.35	54.00	-1.65	34.76	3	Vertical	182	2.59	-	17.59	29.68	5.08	-
AV	2.4318G	101.76	Inf	-Inf	35.01	3	Vertical	182	2.59	-	66.75	29.86	5.15	-
AV	2.4842G	52.25	54.00	-1.75	35.35	3	Vertical	182	2.59	-	16.90	30.12	5.23	-
PK	2.3898G	67.80	74.00	-6.20	34.76	3	Vertical	182	2.59	-	33.04	29.68	5.08	-
PK	2.4322G	113.37	Inf	-Inf	35.01	3	Vertical	182	2.59	-	78.36	29.86	5.15	-
PK	2.4842G	64.50	74.00	-9.50	35.35	3	Vertical	182	2.59	-	29.15	30.12	5.23	-

Remark : Level (dBuV/m) = Raw(Read Level) + AF(Antenna Factor) + CL(Cable Loss) - PA(Preamp Factor)

802.11ax HEW40_Nss1,(MCS0)_2TX

2437MHz_TX

31/05/2020

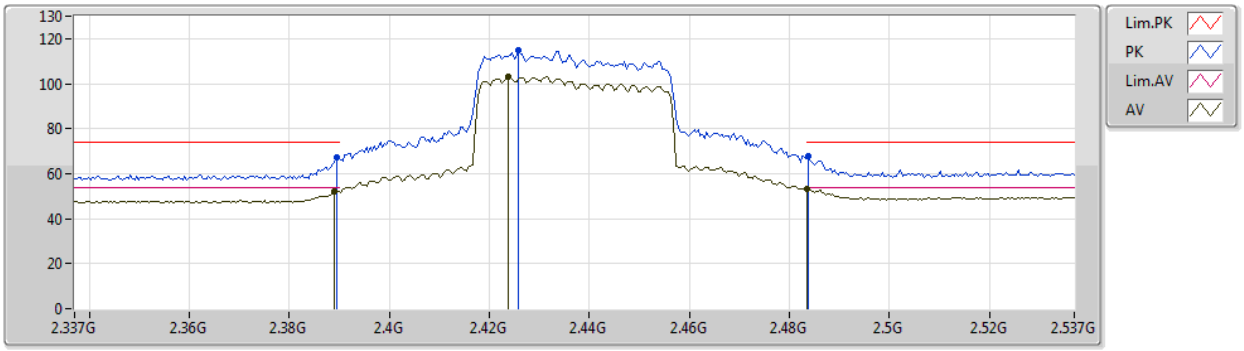

Type	Freq	Level	Limit	Margin	Factor	Dist	Condition	Azimuth	Height	Comment	Raw	AF	CL	PA
	(Hz)	(dBuV/m)	(dBuV/m)	(dB)	(dB)	(m)		(°)	(m)		(dBuV)	(dB)	(dB)	(dB)
AV	2.389G	52.22	54.00	-1.78	34.76	3	Horizontal	51	2.60	-	17.46	29.68	5.08	-
AV	2.4238G	103.02	Inf	-Inf	34.96	3	Horizontal	51	2.60	-	68.06	29.82	5.14	-
AV	2.4835G	53.20	54.00	-0.80	35.35	3	Horizontal	51	2.60	-	17.85	30.12	5.23	-
PK	2.3894G	67.09	74.00	-6.91	34.76	3	Horizontal	51	2.60	-	32.33	29.68	5.08	-
PK	2.4258G	114.66	Inf	-Inf	34.97	3	Horizontal	51	2.60	-	79.69	29.83	5.14	-
PK	2.4838G	67.60	74.00	-6.40	35.35	3	Horizontal	51	2.60	-	32.25	30.12	5.23	-

Remark : Level (dBuV/m) = Raw(Read Level) + AF(Antenna Factor) + CL(Cable Loss) - PA(Preamp Factor)

802.11ax HEW40_Nss1,(MCS0)_2TX

2437MHz_TX

31/05/2020

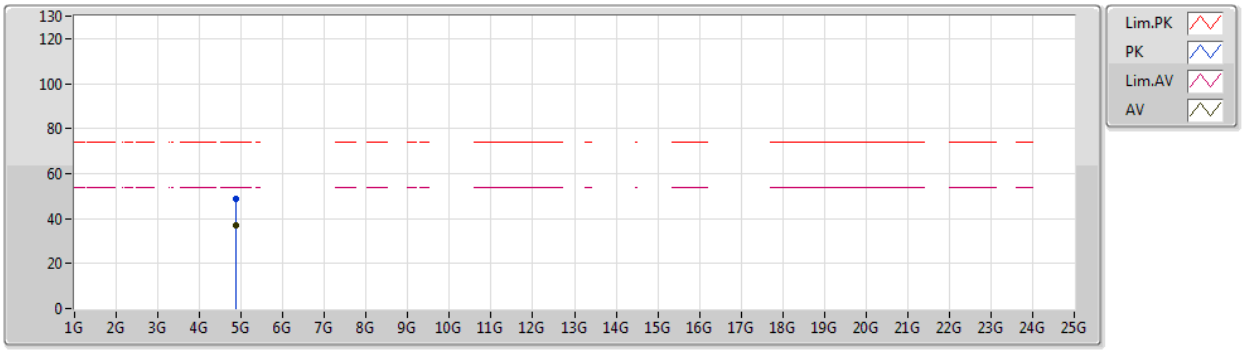

Type	Freq	Level	Limit	Margin	Factor	Dist	Condition	Azimuth	Height	Comment	Raw	AF	CL	PA
	(Hz)	(dBuV/m)	(dBuV/m)	(dB)	(dB)	(m)		(°)	(m)		(dBuV)	(dB)	(dB)	(dB)
AV	4.87704G	37.03	54.00	-16.97	7.08	3	Vertical	51	1.13	-	29.95	33.75	7.38	34.05
PK	4.8808G	48.83	74.00	-25.17	7.09	3	Vertical	51	1.13	-	41.74	33.76	7.38	34.05

Remark : Level (dBuV/m) = Raw(Read Level) + AF(Antenna Factor) + CL(Cable Loss) - PA(Preamp Factor)

802.11ax HEW40_Nss1,(MCS0)_2TX

2437MHz_TX

31/05/2020

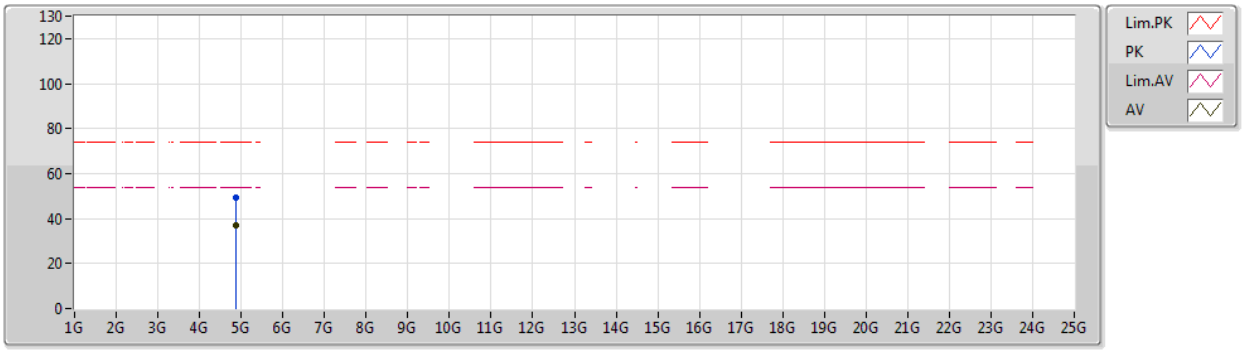

Type	Freq	Level	Limit	Margin	Factor	Dist	Condition	Azimuth	Height	Comment	Raw	AF	CL	PA
	(Hz)	(dBuV/m)	(dBuV/m)	(dB)	(dB)	(m)		(°)	(m)		(dBuV)	(dB)	(dB)	(dB)
AV	4.86384G	37.23	54.00	-16.77	7.04	3	Horizontal	216	2.16	-	30.19	33.73	7.36	34.05
PK	4.8648G	49.32	74.00	-24.68	7.04	3	Horizontal	216	2.16	-	42.28	33.73	7.36	34.05

Remark : Level (dBuV/m) = Raw(Read Level) + AF(Antenna Factor) + CL(Cable Loss) - PA(Preamp Factor)

802.11ax HEW40_Nss1,(MCS0)_2TX

2447MHz_TX

31/05/2020

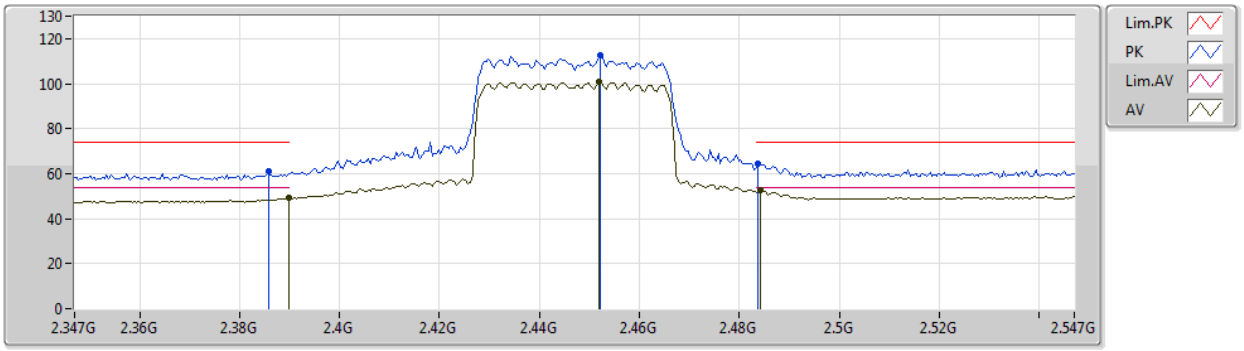

Type	Freq	Level	Limit	Margin	Factor	Dist	Condition	Azimuth	Height	Comment	Raw	AF	CL	PA
	(Hz)	(dBuV/m)	(dBuV/m)	(dB)	(dB)	(m)		(°)	(m)		(dBuV)	(dB)	(dB)	(dB)
AV	2.3898G	49.10	54.00	-4.90	34.76	3	Vertical	182	2.78	-	14.34	29.68	5.08	-
AV	2.4518G	100.63	Inf	-Inf	35.14	3	Vertical	182	2.78	-	65.49	29.96	5.18	-
AV	2.4842G	52.85	54.00	-1.15	35.35	3	Vertical	182	2.78	-	17.50	30.12	5.23	-
PK	2.3858G	61.06	74.00	-12.94	34.74	3	Vertical	182	2.78	-	26.32	29.67	5.07	-
PK	2.4522G	112.45	Inf	-Inf	35.14	3	Vertical	182	2.78	-	77.31	29.96	5.18	-
PK	2.4838G	64.55	74.00	-9.45	35.35	3	Vertical	182	2.78	-	29.20	30.12	5.23	-

Remark : Level (dBuV/m) = Raw(Read Level) + AF(Antenna Factor) + CL(Cable Loss) - PA(Preamp Factor)

802.11ax HEW40_Nss1,(MCS0)_2TX

2447MHz_TX

31/05/2020

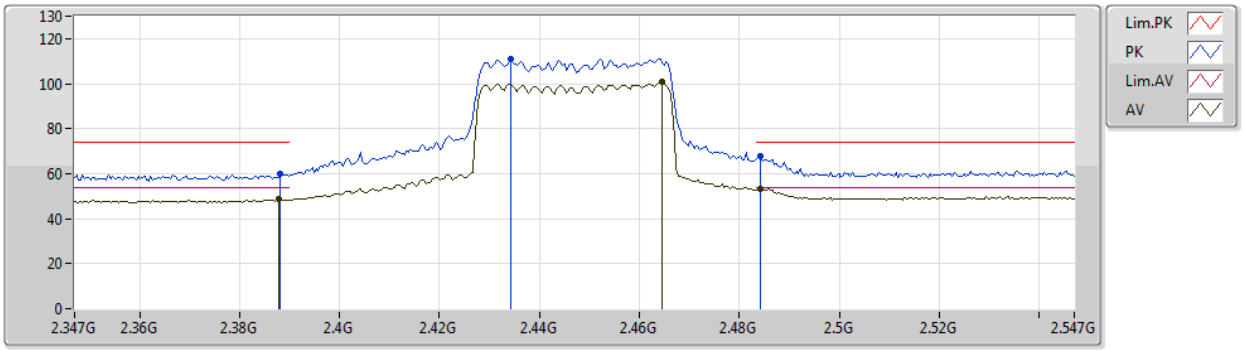

Type	Freq	Level	Limit	Margin	Factor	Dist	Condition	Azimuth	Height	Comment	Raw	AF	CL	PA
	(Hz)	(dBuV/m)	(dBuV/m)	(dB)	(dB)	(m)		(°)	(m)		(dBuV)	(dB)	(dB)	(dB)
AV	2.3878G	48.57	54.00	-5.43	34.76	3	Horizontal	40	2.81	-	13.81	29.68	5.08	-
AV	2.4646G	100.71	Inf	-Inf	35.22	3	Horizontal	40	2.81	-	65.49	30.02	5.20	-
AV	2.4842G	53.24	54.00	-0.76	35.35	3	Horizontal	40	2.81	-	17.89	30.12	5.23	-
PK	2.3882G	60.03	74.00	-13.97	34.76	3	Horizontal	40	2.81	-	25.27	29.68	5.08	-
PK	2.4342G	111.20	Inf	-Inf	35.02	3	Horizontal	40	2.81	-	76.18	29.87	5.15	-
PK	2.4842G	67.71	74.00	-6.29	35.35	3	Horizontal	40	2.81	-	32.36	30.12	5.23	-

Remark : Level (dBuV/m) = Raw(Read Level) + AF(Antenna Factor) + CL(Cable Loss) - PA(Preamp Factor)

802.11ax HEW40_Nss1,(MCS0)_2TX

2452MHz_TX

31/05/2020

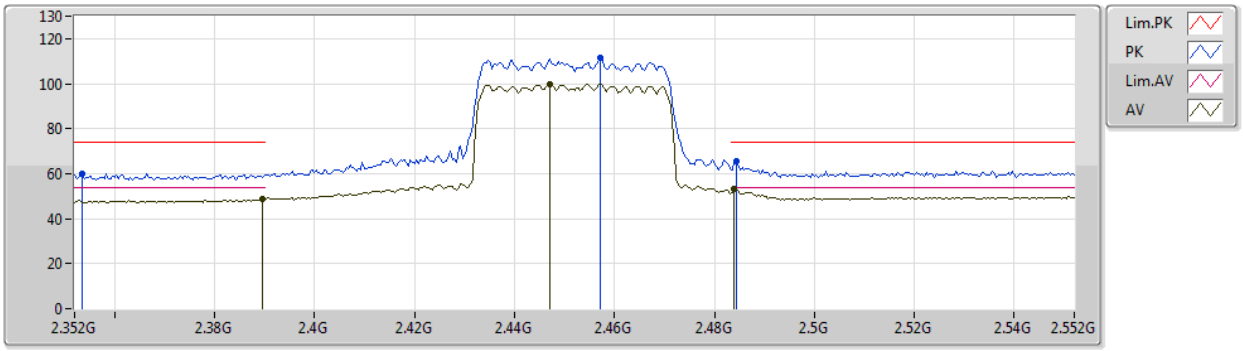

Type	Freq	Level	Limit	Margin	Factor	Dist	Condition	Azimuth	Height	Comment	Raw	AF	CL	PA
	(Hz)	(dBuV/m)	(dBuV/m)	(dB)	(dB)	(m)		(°)	(m)		(dBuV)	(dB)	(dB)	(dB)
AV	2.3896G	48.83	54.00	-5.17	34.76	3	Vertical	181	2.77	-	14.07	29.68	5.08	-
AV	2.4472G	99.57	Inf	-Inf	35.11	3	Vertical	181	2.77	-	64.46	29.94	5.17	-
AV	2.484G	53.04	54.00	-0.96	35.35	3	Vertical	181	2.77	-	17.69	30.12	5.23	-
PK	2.3536G	60.01	74.00	-13.99	34.62	3	Vertical	181	2.77	-	25.39	29.61	5.01	-
PK	2.4572G	111.40	Inf	-Inf	35.18	3	Vertical	181	2.77	-	76.22	29.99	5.19	-
PK	2.4844G	65.51	74.00	-8.49	35.35	3	Vertical	181	2.77	-	30.16	30.12	5.23	-

Remark : Level (dBuV/m) = Raw(Read Level) + AF(Antenna Factor) + CL(Cable Loss) - PA(Preamp Factor)

802.11ax HEW40_Nss1,(MCS0)_2TX

2452MHz_TX

31/05/2020

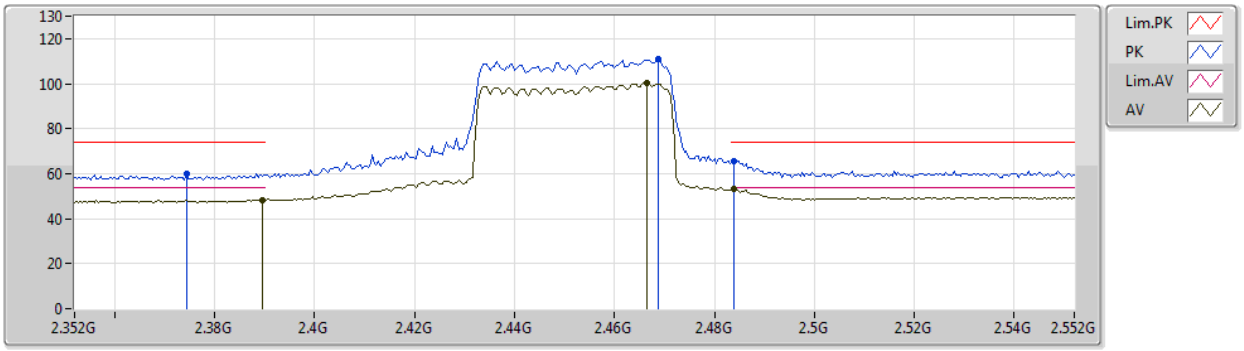

Type	Freq	Level	Limit	Margin	Factor	Dist	Condition	Azimuth	Height	Comment	Raw	AF	CL	PA
	(Hz)	(dBuV/m)	(dBuV/m)	(dB)	(dB)	(m)		(°)	(m)		(dBuV)	(dB)	(dB)	(dB)
AV	2.3896G	48.14	54.00	-5.86	34.76	3	Horizontal	48	2.82	-	13.38	29.68	5.08	-
AV	2.4664G	100.20	Inf	-Inf	35.23	3	Horizontal	48	2.82	-	64.97	30.03	5.20	-
AV	2.484G	53.00	54.00	-1.00	35.35	3	Horizontal	48	2.82	-	17.65	30.12	5.23	-
PK	2.3744G	60.00	74.00	-14.00	34.70	3	Horizontal	48	2.82	-	25.30	29.65	5.05	-
PK	2.4688G	110.71	Inf	-Inf	35.24	3	Horizontal	48	2.82	-	75.47	30.04	5.20	-
PK	2.484G	65.79	74.00	-8.21	35.35	3	Horizontal	48	2.82	-	30.44	30.12	5.23	-

Remark : Level (dBuV/m) = Raw(Read Level) + AF(Antenna Factor) + CL(Cable Loss) - PA(Preamp Factor)

802.11ax HEW40_Nss1,(MCS0)_2TX

2452MHz_TX

31/05/2020

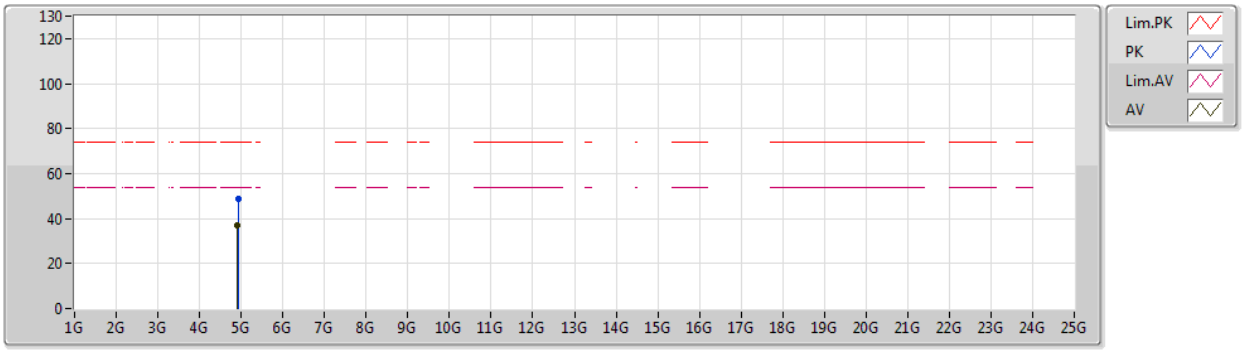

Type	Freq	Level	Limit	Margin	Factor	Dist	Condition	Azimuth	Height	Comment	Raw	AF	CL	PA
	(Hz)	(dBuV/m)	(dBuV/m)	(dB)	(dB)	(m)		(°)	(m)		(dBuV)	(dB)	(dB)	(dB)
AV	4.91424G	37.01	54.00	-16.99	7.19	3	Vertical	333	2.40	-	29.82	33.83	7.41	34.05
PK	4.92312G	48.90	74.00	-25.10	7.22	3	Vertical	333	2.40	-	41.68	33.85	7.42	34.05

Remark : Level (dBuV/m) = Raw(Read Level) + AF(Antenna Factor) + CL(Cable Loss) - PA(Preamp Factor)

802.11ax HEW40_Nss1,(MCS0)_2TX

2452MHz_TX

31/05/2020

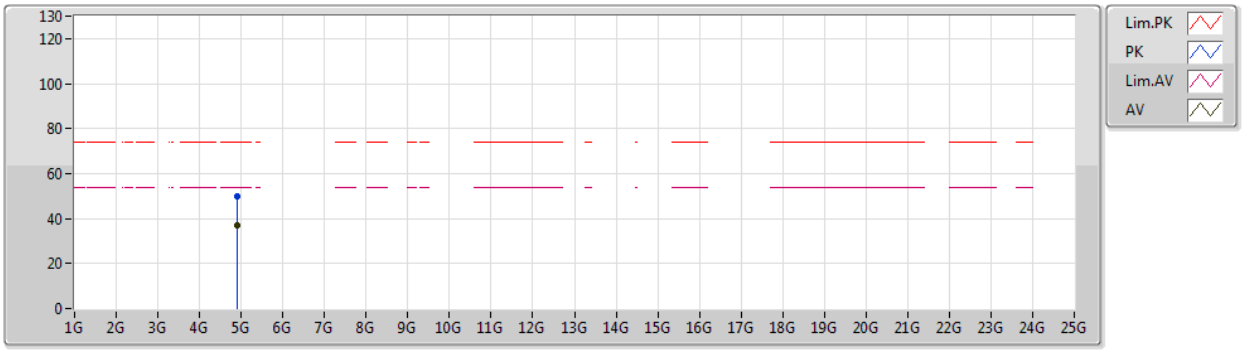

Type	Freq	Level	Limit	Margin	Factor	Dist	Condition	Azimuth	Height	Comment	Raw	AF	CL	PA
	(Hz)	(dBuV/m)	(dBuV/m)	(dB)	(dB)	(m)		(°)	(m)		(dBuV)	(dB)	(dB)	(dB)
AV	4.91896G	37.11	54.00	-16.89	7.21	3	Horizontal	240	1.50	-	29.90	33.84	7.42	34.05
PK	4.89008G	49.60	74.00	-24.40	7.12	3	Horizontal	240	1.50	-	42.48	33.78	7.39	34.05

Remark : Level (dBuV/m) = Raw(Read Level) + AF(Antenna Factor) + CL(Cable Loss) - PA(Preamp Factor)

Summary

Mode	Result	Type	Freq (Hz)	Level (dBuV/m)	Limit (dBuV/m)	Margin (dB)	Dist (m)	Condition	Azimuth (°)	Height (m)	Comments
2.4-2.4835GHz	-	-	-	-	-	-	-	-	-	-	-
VHT20_Nss1,(MCS0)_2TX	Pass	AV	2.4835G	51.20	54.00	-2.80	3	Horizontal	193	3.00	-

Remark : Level (dBuV/m) = Raw(Read Level) + AF(Antenna Factor) + CL(Cable Loss) - PA(Preamp Factor)

Result

Mode	Result	Type	Freq (Hz)	Level (dBuV/m)	Limit (dBuV/m)	Margin (dB)	Dist (m)	Condition	Azimuth (°)	Height (m)	Comments
VHT20_Nss1,(MCS0)_2TX	-	-	-	-	-	-	-	-	-	-	-
2437MHz	Pass	AV	2.3898G	49.29	54.00	-4.71	3	Vertical	281	1.39	-
2437MHz	Pass	AV	2.4338G	108.03	Inf	-Inf	3	Vertical	281	1.39	-
2437MHz	Pass	AV	2.4835G	50.05	54.00	-3.95	3	Vertical	281	1.39	-
2437MHz	Pass	PK	2.3894G	65.84	74.00	-8.16	3	Vertical	281	1.39	-
2437MHz	Pass	PK	2.4334G	118.15	Inf	-Inf	3	Vertical	281	1.39	-
2437MHz	Pass	PK	2.4858G	66.62	74.00	-7.38	3	Vertical	281	1.39	-
2437MHz	Pass	AV	2.3898G	48.88	54.00	-5.12	3	Horizontal	193	3.00	-
2437MHz	Pass	AV	2.4298G	108.42	Inf	-Inf	3	Horizontal	193	3.00	-
2437MHz	Pass	AV	2.4835G	51.20	54.00	-2.80	3	Horizontal	193	3.00	-
2437MHz	Pass	PK	2.3898G	66.75	74.00	-7.25	3	Horizontal	193	3.00	-
2437MHz	Pass	PK	2.4298G	119.13	Inf	-Inf	3	Horizontal	193	3.00	-
2437MHz	Pass	PK	2.4858G	69.51	74.00	-4.49	3	Horizontal	193	3.00	-
2437MHz	Pass	AV	4.8764G	35.15	54.00	-18.85	3	Vertical	128	2.35	-
2437MHz	Pass	PK	4.8744G	48.16	74.00	-25.84	3	Vertical	128	2.35	-
2437MHz	Pass	AV	4.88G	33.92	54.00	-20.08	3	Horizontal	343	1.89	-
2437MHz	Pass	PK	4.87286G	48.72	74.00	-25.28	3	Horizontal	343	1.89	-

Remark : Level (dBuV/m) = Raw(Read Level) + AF(Antenna Factor) + CL(Cable Loss) - PA(Preamp Factor)

VHT20_Nss1,(MCS0)_2TX

2437MHz_TX

21/07/2020

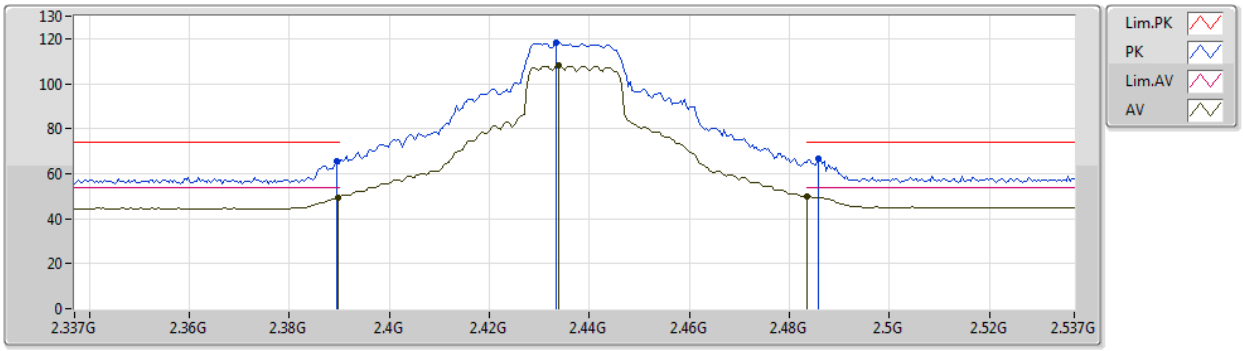

Type	Freq	Level	Limit	Margin	Factor	Dist	Condition	Azimuth	Height	Comment	Raw	AF	CL	PA
	(Hz)	(dBuV/m)	(dBuV/m)	(dB)	(dB)	(m)		(°)	(m)		(dBuV)	(dB)	(dB)	(dB)
AV	2.3898G	49.29	54.00	-4.71	32.72	3	Vertical	281	1.39	-	16.57	27.64	5.08	-
AV	2.4338G	108.03	Inf	-Inf	32.75	3	Vertical	281	1.39	-	75.28	27.60	5.15	-
AV	2.4835G	50.05	54.00	-3.95	32.83	3	Vertical	281	1.39	-	17.22	27.60	5.23	-
PK	2.3894G	65.84	74.00	-8.16	32.72	3	Vertical	281	1.39	-	33.12	27.64	5.08	-
PK	2.4334G	118.15	Inf	-Inf	32.75	3	Vertical	281	1.39	-	85.40	27.60	5.15	-
PK	2.4858G	66.62	74.00	-7.38	32.83	3	Vertical	281	1.39	-	33.79	27.60	5.23	-

Remark : Level (dBuV/m) = Raw(Read Level) + AF(Antenna Factor) + CL(Cable Loss) - PA(Preamp Factor)

VHT20_Nss1,(MCS0)_2TX

2437MHz_TX

21/07/2020

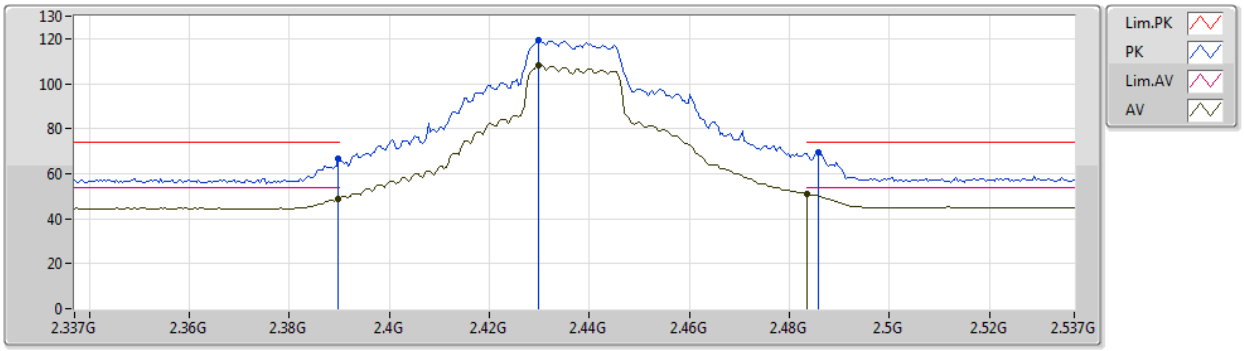

Type	Freq	Level	Limit	Margin	Factor	Dist	Condition	Azimuth	Height	Comment	Raw	AF	CL	PA
	(Hz)	(dBuV/m)	(dBuV/m)	(dB)	(dB)	(m)		(°)	(m)		(dBuV)	(dB)	(dB)	(dB)
AV	2.3898G	48.88	54.00	-5.12	32.72	3	Horizontal	193	3.00	-	16.16	27.64	5.08	-
AV	2.4298G	108.42	Inf	-Inf	32.74	3	Horizontal	193	3.00	-	75.68	27.60	5.14	-
AV	2.4835G	51.20	54.00	-2.80	32.83	3	Horizontal	193	3.00	-	18.37	27.60	5.23	-
PK	2.3898G	66.75	74.00	-7.25	32.72	3	Horizontal	193	3.00	-	34.03	27.64	5.08	-
PK	2.4298G	119.13	Inf	-Inf	32.74	3	Horizontal	193	3.00	-	86.39	27.60	5.14	-
PK	2.4858G	69.51	74.00	-4.49	32.83	3	Horizontal	193	3.00	-	36.68	27.60	5.23	-

Remark : Level (dBuV/m) = Raw(Read Level) + AF(Antenna Factor) + CL(Cable Loss) - PA(Preamp Factor)

VHT20_Nss1,(MCS0)_2TX

2437MHz_TX

21/07/2020

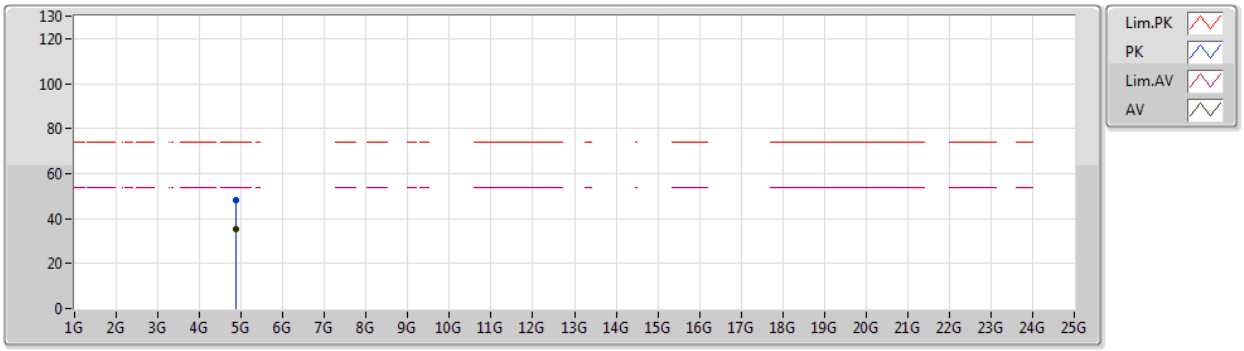

Type	Freq	Level	Limit	Margin	Factor	Dist	Condition	Azimuth	Height	Comment	Raw	AF	CL	PA
	(Hz)	(dBuV/m)	(dBuV/m)	(dB)	(dB)	(m)		(°)	(m)		(dBuV)	(dB)	(dB)	(dB)
AV	4.8764G	35.15	54.00	-18.85	8.09	3	Vertical	128	2.35	-	27.06	31.25	7.38	30.54
PK	4.8744G	48.16	74.00	-25.84	8.09	3	Vertical	128	2.35	-	40.07	31.25	7.37	30.53

Remark : Level (dBuV/m) = Raw(Read Level) + AF(Antenna Factor) + CL(Cable Loss) - PA(Preamp Factor)

VHT20_Nss1,(MCS0)_2TX

2437MHz_TX

21/07/2020

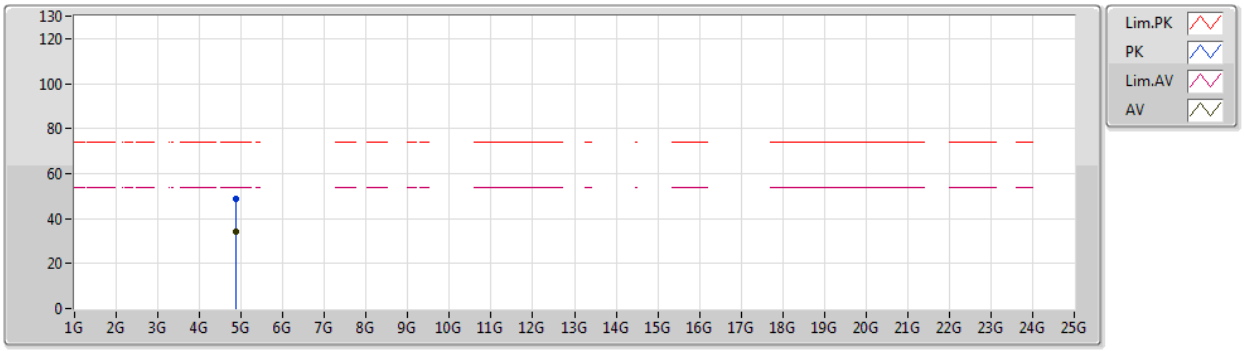

Type	Freq	Level	Limit	Margin	Factor	Dist	Condition	Azimuth	Height	Comment	Raw	AF	CL	PA
	(Hz)	(dBuV/m)	(dBuV/m)	(dB)	(dB)	(m)		(°)	(m)		(dBuV)	(dB)	(dB)	(dB)
AV	4.88G	33.92	54.00	-20.08	8.08	3	Horizontal	343	1.89	-	25.84	31.24	7.38	30.54
PK	4.87286G	48.72	74.00	-25.28	8.09	3	Horizontal	343	1.89	-	40.63	31.25	7.37	30.53

Remark : Level (dBuV/m) = Raw(Read Level) + AF(Antenna Factor) + CL(Cable Loss) - PA(Preamp Factor)

Summary

Mode	Result	Type	Freq (Hz)	Level (dBuV/m)	Limit (dBuV/m)	Margin (dB)	Dist (m)	Condition	Azimuth (°)	Height (m)	Comments
2.4-2.4835GHz	-	-	-	-	-	-	-	-	-	-	-
802.11ax HEW40_Nss1,(MCS0)_2TX	Pass	PK	747.8M	35.36	46.00	-10.64	3	Vertical	0	1.00	-

Remark : Level (dBuV/m) = Raw(Read Level) + AF(Antenna Factor) + CL(Cable Loss) - PA(Preamp Factor)

Result

Mode	Result	Type	Freq (Hz)	Level (dBuV/m)	Limit (dBuV/m)	Margin (dB)	Dist (m)	Condition	Azimuth (°)	Height (m)	Comments
802.11ax HEW40_Nss1,(MCS0)_2TX	-	-	-	-	-	-	-	-	-	-	-
2437MHz	Pass	PK	37.76M	28.08	40.00	-11.92	3	Vertical	0	1.00	-
2437MHz	Pass	PK	86.26M	22.28	40.00	-17.72	3	Vertical	0	1.00	-
2437MHz	Pass	PK	189.08M	19.40	43.50	-24.10	3	Vertical	0	1.00	-
2437MHz	Pass	PK	485.9M	21.83	46.00	-24.17	3	Vertical	0	1.00	-
2437MHz	Pass	PK	747.8M	35.36	46.00	-10.64	3	Vertical	0	1.00	-
2437MHz	Pass	PK	976.72M	30.11	54.00	-23.89	3	Vertical	0	1.00	-
2437MHz	Pass	PK	84.32M	20.39	40.00	-19.61	3	Horizontal	360	1.00	-
2437MHz	Pass	PK	99.84M	24.72	43.50	-18.78	3	Horizontal	360	1.00	-
2437MHz	Pass	PK	231.76M	28.86	46.00	-17.14	3	Horizontal	360	1.00	-
2437MHz	Pass	PK	322.94M	21.72	46.00	-24.28	3	Horizontal	360	1.00	-
2437MHz	Pass	PK	561.56M	23.33	46.00	-22.67	3	Horizontal	360	1.00	-
2437MHz	Pass	PK	730.34M	33.50	46.00	-12.50	3	Horizontal	360	1.00	-

Remark : Level (dBuV/m) = Raw(Read Level) + AF(Antenna Factor) + CL(Cable Loss) - PA(Preamp Factor)

802.11ax HEW40_Nss1,(MCS0)_2TX

2437MHz_PoE

20/05/2020

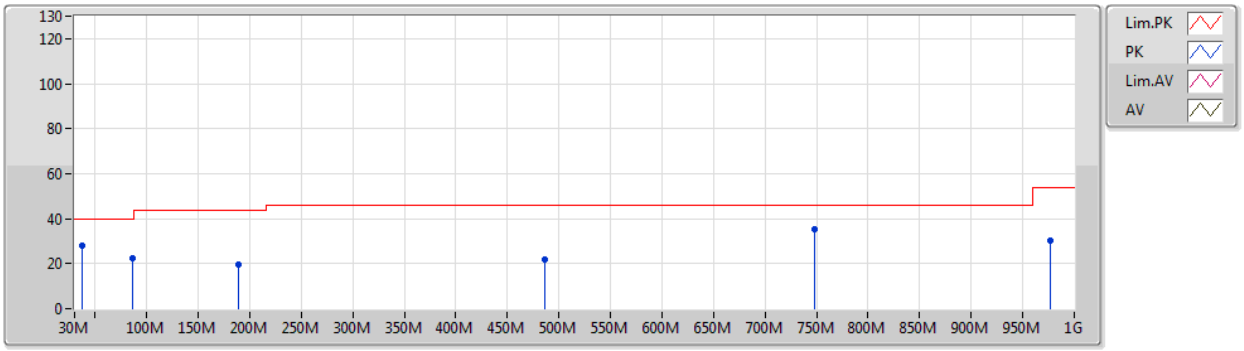

Type	Freq	Level	Limit	Margin	Factor	Dist	Condition	Azimuth	Height	Comment	Raw	AF	CL	PA
	(Hz)	(dBuV/m)	(dBuV/m)	(dB)	(dB)	(m)		(°)	(m)		(dBuV)	(dB)	(dB)	(dB)
PK	37.76M	28.08	40.00	-11.92	-17.01	3	Vertical	0	1.00	-	45.09	19.80	0.46	37.27
PK	86.26M	22.28	40.00	-17.72	-22.81	3	Vertical	0	1.00	-	45.09	13.38	0.70	36.89
PK	189.08M	19.40	43.50	-24.10	-21.38	3	Vertical	0	1.00	-	40.78	13.92	1.10	36.40
PK	485.9M	21.83	46.00	-24.17	-12.23	3	Vertical	0	1.00	-	34.06	22.78	1.87	36.88
PK	747.8M	35.36	46.00	-10.64	-7.71	3	Vertical	0	1.00	-	43.07	27.04	2.50	37.25
PK	976.72M	30.11	54.00	-23.89	-4.31	3	Vertical	0	1.00	-	34.42	29.92	2.95	37.18

Remark : Level (dBuV/m) = Raw(Read Level) + AF(Antenna Factor) + CL(Cable Loss) - PA(Preamp Factor)

802.11ax HEW40_Nss1,(MCS0)_2TX

2437MHz_PoE

20/05/2020

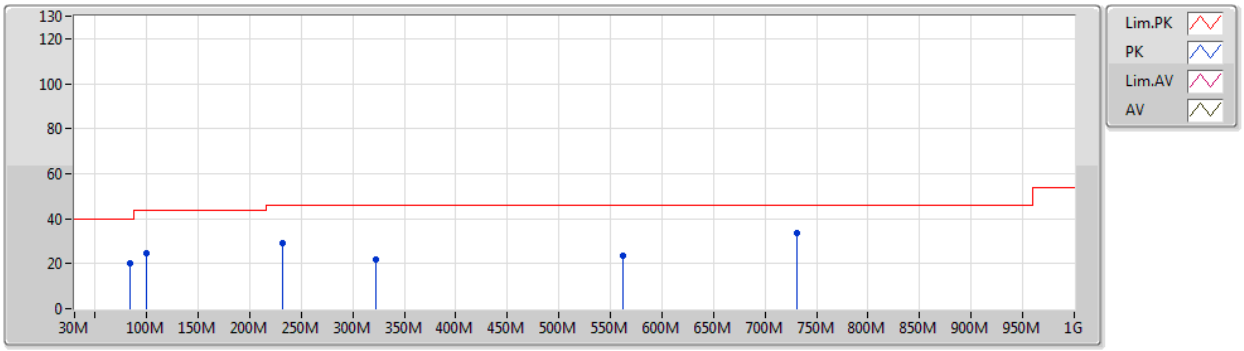

Type	Freq	Level	Limit	Margin	Factor	Dist	Condition	Azimuth	Height	Comment	Raw	AF	CL	PA
	(Hz)	(dBuV/m)	(dBuV/m)	(dB)	(dB)	(m)		(°)	(m)		(dBuV)	(dB)	(dB)	(dB)
PK	84.32M	20.39	40.00	-19.61	-23.16	3	Horizontal	360	1.00	-	43.55	12.97	0.70	36.83
PK	99.84M	24.72	43.50	-18.78	-20.82	3	Horizontal	360	1.00	-	45.54	14.98	0.80	36.60
PK	231.76M	28.86	46.00	-17.14	-19.72	3	Horizontal	360	1.00	-	48.58	15.45	1.23	36.40
PK	322.94M	21.72	46.00	-24.28	-16.49	3	Horizontal	360	1.00	-	38.21	18.58	1.45	36.52
PK	561.56M	23.33	46.00	-22.67	-9.81	3	Horizontal	360	1.00	-	33.14	25.24	2.05	37.10
PK	730.34M	33.50	46.00	-12.50	-8.39	3	Horizontal	360	1.00	-	41.89	26.55	2.46	37.40

Remark : Level (dBuV/m) = Raw(Read Level) + AF(Antenna Factor) + CL(Cable Loss) - PA(Preamp Factor)

Summary

Mode	Result	Type	Freq (Hz)	Level (dBuV/m)	Limit (dBuV/m)	Margin (dB)	Dist (m)	Condition	Azimuth (°)	Height (m)	Comments
2.4-2.4835GHz	-	-	-	-	-	-	-	-	-	-	-
802.11b_Nss1,(1Mbps)_2TX	Pass	AV	2.4835G	53.12	54.00	-0.88	3	Vertical	34	2.84	-
802.11g_Nss1,(6Mbps)_2TX	Pass	AV	2.4835G	53.20	54.00	-0.80	3	Vertical	30	3.00	-
802.11ax HEW20_Nss1,(MCS0)_2TX	Pass	AV	2.3898G	53.18	54.00	-0.82	3	Horizontal	19	1.50	-
802.11ax HEW40_Nss1,(MCS0)_2TX	Pass	AV	2.3898G	53.36	54.00	-0.64	3	Vertical	39	2.90	-

Remark : Level (dBuV/m) = Raw(Read Level) + AF(Antenna Factor) + CL(Cable Loss) - PA(Preamp Factor)

Result

Mode	Result	Type	Freq (Hz)	Level (dBuV/m)	Limit (dBuV/m)	Margin (dB)	Dist (m)	Condition	Azimuth (°)	Height (m)	Comments
802.11b_Nss1,(1Mbps)_2TX	-	-	-	-	-	-	-	-	-	-	-
2412MHz	Pass	AV	2.3892G	52.31	54.00	-1.69	3	Vertical	34	2.88	-
2412MHz	Pass	AV	2.4112G	114.91	Inf	-Inf	3	Vertical	34	2.88	-
2412MHz	Pass	AV	2.4835G	47.57	54.00	-6.43	3	Vertical	34	2.88	-
2412MHz	Pass	PK	2.3888G	62.45	74.00	-11.55	3	Vertical	34	2.88	-
2412MHz	Pass	PK	2.4124G	118.42	Inf	-Inf	3	Vertical	34	2.88	-
2412MHz	Pass	PK	2.4852G	60.22	74.00	-13.78	3	Vertical	34	2.88	-
2412MHz	Pass	AV	2.3892G	52.38	54.00	-1.62	3	Horizontal	10	1.00	-
2412MHz	Pass	AV	2.4128G	114.94	Inf	-Inf	3	Horizontal	10	1.00	-
2412MHz	Pass	AV	2.4835G	47.75	54.00	-6.25	3	Horizontal	10	1.00	-
2412MHz	Pass	PK	2.3896G	62.78	74.00	-11.22	3	Horizontal	10	1.00	-
2412MHz	Pass	PK	2.4124G	118.66	Inf	-Inf	3	Horizontal	10	1.00	-
2412MHz	Pass	PK	2.484G	59.57	74.00	-14.43	3	Horizontal	10	1.00	-
2412MHz	Pass	AV	4.82396G	45.32	54.00	-8.68	3	Vertical	334	3.00	-
2412MHz	Pass	PK	4.82398G	51.42	74.00	-22.58	3	Vertical	334	3.00	-
2412MHz	Pass	AV	4.82398G	48.45	54.00	-5.55	3	Horizontal	354	2.00	-
2412MHz	Pass	PK	4.82388G	53.29	74.00	-20.71	3	Horizontal	354	2.00	-
2417MHz	Pass	AV	2.3898G	48.40	54.00	-5.60	3	Vertical	34	1.03	-
2417MHz	Pass	AV	2.4162G	114.55	Inf	-Inf	3	Vertical	34	1.03	-
2417MHz	Pass	AV	2.4835G	47.52	54.00	-6.48	3	Vertical	34	1.03	-
2417MHz	Pass	PK	2.3898G	60.43	74.00	-13.57	3	Vertical	34	1.03	-
2417MHz	Pass	PK	2.4174G	117.96	Inf	-Inf	3	Vertical	34	1.03	-
2417MHz	Pass	PK	2.4835G	60.39	74.00	-13.61	3	Vertical	34	1.03	-
2417MHz	Pass	AV	2.3898G	52.92	54.00	-1.08	3	Horizontal	15	2.81	-
2417MHz	Pass	AV	2.4162G	114.98	Inf	-Inf	3	Horizontal	15	2.81	-
2417MHz	Pass	AV	2.4835G	47.71	54.00	-6.29	3	Horizontal	15	2.81	-
2417MHz	Pass	PK	2.389G	61.80	74.00	-12.20	3	Horizontal	15	2.81	-
2417MHz	Pass	PK	2.4174G	118.27	Inf	-Inf	3	Horizontal	15	2.81	-
2417MHz	Pass	PK	2.4838G	59.93	74.00	-14.07	3	Horizontal	15	2.81	-
2437MHz	Pass	AV	2.3886G	52.81	54.00	-1.19	3	Vertical	47	1.33	-
2437MHz	Pass	AV	2.4362G	114.44	Inf	-Inf	3	Vertical	47	1.33	-
2437MHz	Pass	AV	2.4835G	51.28	54.00	-2.72	3	Vertical	47	1.33	-
2437MHz	Pass	PK	2.3886G	63.11	74.00	-10.89	3	Vertical	47	1.33	-
2437MHz	Pass	PK	2.4374G	118.38	Inf	-Inf	3	Vertical	47	1.33	-
2437MHz	Pass	PK	2.4835G	62.08	74.00	-11.92	3	Vertical	47	1.33	-
2437MHz	Pass	AV	2.3886G	52.42	54.00	-1.58	3	Horizontal	18	2.79	-
2437MHz	Pass	AV	2.4362G	114.66	Inf	-Inf	3	Horizontal	18	2.79	-
2437MHz	Pass	AV	2.4835G	51.67	54.00	-2.33	3	Horizontal	18	2.79	-
2437MHz	Pass	PK	2.3882G	63.53	74.00	-10.47	3	Horizontal	18	2.79	-
2437MHz	Pass	PK	2.4406G	118.84	Inf	-Inf	3	Horizontal	18	2.79	-
2437MHz	Pass	PK	2.4835G	62.59	74.00	-11.41	3	Horizontal	18	2.79	-
2437MHz	Pass	AV	4.87398G	46.10	54.00	-7.90	3	Vertical	32	1.00	-
2437MHz	Pass	PK	4.87398G	52.52	74.00	-21.48	3	Vertical	32	1.00	-
2437MHz	Pass	AV	4.87397G	51.61	54.00	-2.39	3	Horizontal	354	1.97	-
2437MHz	Pass	PK	4.87398G	55.09	74.00	-18.91	3	Horizontal	354	1.97	-
2457MHz	Pass	AV	2.3898G	47.43	54.00	-6.57	3	Vertical	34	2.84	-
2457MHz	Pass	AV	2.4562G	115.12	Inf	-Inf	3	Vertical	34	2.84	-
2457MHz	Pass	AV	2.4835G	53.12	54.00	-0.88	3	Vertical	34	2.84	-

Remark : Level (dBuV/m) = Raw(Read Level) + AF(Antenna Factor) + CL(Cable Loss) - PA(Preamp Factor)

Mode	Result	Type	Freq (Hz)	Level (dBuV/m)	Limit (dBuV/m)	Margin (dB)	Dist (m)	Condition	Azimuth (°)	Height (m)	Comments
2457MHz	Pass	PK	2.3894G	58.90	74.00	-15.10	3	Vertical	34	2.84	-
2457MHz	Pass	PK	2.4574G	118.66	Inf	-Inf	3	Vertical	34	2.84	-
2457MHz	Pass	PK	2.4835G	64.05	74.00	-9.95	3	Vertical	34	2.84	-
2457MHz	Pass	AV	2.3898G	47.90	54.00	-6.10	3	Horizontal	12	1.00	-
2457MHz	Pass	AV	2.4562G	115.29	Inf	-Inf	3	Horizontal	12	1.00	-
2457MHz	Pass	AV	2.4835G	51.70	54.00	-2.30	3	Horizontal	12	1.00	-
2457MHz	Pass	PK	2.3894G	59.67	74.00	-14.33	3	Horizontal	12	1.00	-
2457MHz	Pass	PK	2.4566G	118.51	Inf	-Inf	3	Horizontal	12	1.00	-
2457MHz	Pass	PK	2.4838G	62.65	74.00	-11.35	3	Horizontal	12	1.00	-
2462MHz	Pass	AV	2.39G	47.25	54.00	-6.75	3	Vertical	41	1.09	-
2462MHz	Pass	AV	2.4612G	115.09	Inf	-Inf	3	Vertical	41	1.09	-
2462MHz	Pass	AV	2.4848G	52.22	54.00	-1.78	3	Vertical	41	1.09	-
2462MHz	Pass	PK	2.3892G	59.55	74.00	-14.45	3	Vertical	41	1.09	-
2462MHz	Pass	PK	2.4624G	118.38	Inf	-Inf	3	Vertical	41	1.09	-
2462MHz	Pass	PK	2.4844G	62.71	74.00	-11.29	3	Vertical	41	1.09	-
2462MHz	Pass	AV	2.39G	47.71	54.00	-6.29	3	Horizontal	18	2.77	-
2462MHz	Pass	AV	2.4612G	115.00	Inf	-Inf	3	Horizontal	18	2.77	-
2462MHz	Pass	AV	2.4844G	52.83	54.00	-1.17	3	Horizontal	18	2.77	-
2462MHz	Pass	PK	2.39G	59.94	74.00	-14.06	3	Horizontal	18	2.77	-
2462MHz	Pass	PK	2.4624G	118.59	Inf	-Inf	3	Horizontal	18	2.77	-
2462MHz	Pass	PK	2.484G	64.01	74.00	-9.99	3	Horizontal	18	2.77	-
2462MHz	Pass	AV	4.92398G	44.77	54.00	-9.23	3	Vertical	349	2.91	-
2462MHz	Pass	PK	4.92398G	51.02	74.00	-22.98	3	Vertical	349	2.91	-
2462MHz	Pass	AV	4.92397G	46.60	54.00	-7.40	3	Horizontal	360	2.09	-
2462MHz	Pass	PK	4.92404G	52.12	74.00	-21.88	3	Horizontal	360	2.09	-
802.11g_Nss1,(6Mbps)_2TX	-	-	-	-	-	-	-	-	-	-	-
2412MHz	Pass	AV	2.3892G	49.39	54.00	-4.61	3	Vertical	33	2.90	-
2412MHz	Pass	AV	2.4176G	107.76	Inf	-Inf	3	Vertical	33	2.90	-
2412MHz	Pass	AV	2.484G	47.00	54.00	-7.00	3	Vertical	33	2.90	-
2412MHz	Pass	PK	2.388G	66.81	74.00	-7.19	3	Vertical	33	2.90	-
2412MHz	Pass	PK	2.4168G	117.22	Inf	-Inf	3	Vertical	33	2.90	-
2412MHz	Pass	PK	2.4872G	59.07	74.00	-14.93	3	Vertical	33	2.90	-
2412MHz	Pass	AV	2.39G	51.26	54.00	-2.74	3	Horizontal	14	1.50	-
2412MHz	Pass	AV	2.416G	108.11	Inf	-Inf	3	Horizontal	14	1.50	-
2412MHz	Pass	AV	2.4835G	47.14	54.00	-6.86	3	Horizontal	14	1.50	-
2412MHz	Pass	PK	2.39G	72.83	74.00	-1.17	3	Horizontal	14	1.50	-
2412MHz	Pass	PK	2.416G	116.20	Inf	-Inf	3	Horizontal	14	1.50	-
2412MHz	Pass	PK	2.4844G	58.88	74.00	-15.12	3	Horizontal	14	1.50	-
2412MHz	Pass	AV	4.823G	34.12	54.00	-19.88	3	Vertical	34	1.49	-
2412MHz	Pass	PK	4.82366G	46.83	74.00	-27.17	3	Vertical	34	1.49	-
2412MHz	Pass	AV	4.82308G	34.96	54.00	-19.04	3	Horizontal	357	2.26	-
2412MHz	Pass	PK	4.82307G	49.40	74.00	-24.60	3	Horizontal	357	2.26	-
2417MHz	Pass	AV	2.3898G	51.30	54.00	-2.70	3	Vertical	35	1.50	-
2417MHz	Pass	AV	2.421G	109.36	Inf	-Inf	3	Vertical	35	1.50	-
2417MHz	Pass	AV	2.4835G	47.51	54.00	-6.49	3	Vertical	35	1.50	-
2417MHz	Pass	PK	2.3898G	65.49	74.00	-8.51	3	Vertical	35	1.50	-
2417MHz	Pass	PK	2.4214G	117.64	Inf	-Inf	3	Vertical	35	1.50	-
2417MHz	Pass	PK	2.4842G	59.12	74.00	-14.88	3	Vertical	35	1.50	-
2417MHz	Pass	AV	2.3894G	53.07	54.00	-0.93	3	Horizontal	15	1.00	-

Remark : Level (dBuV/m) = Raw(Read Level) + AF(Antenna Factor) + CL(Cable Loss) - PA(Preamp Factor)

Mode	Result	Type	Freq (Hz)	Level (dBuV/m)	Limit (dBuV/m)	Margin (dB)	Dist (m)	Condition	Azimuth (°)	Height (m)	Comments
2417MHz	Pass	AV	2.4142G	110.07	Inf	-Inf	3	Horizontal	15	1.00	-
2417MHz	Pass	AV	2.4838G	48.05	54.00	-5.95	3	Horizontal	15	1.00	-
2417MHz	Pass	PK	2.3894G	69.35	74.00	-4.65	3	Horizontal	15	1.00	-
2417MHz	Pass	PK	2.4142G	118.31	Inf	-Inf	3	Horizontal	15	1.00	-
2417MHz	Pass	PK	2.4838G	59.80	74.00	-14.20	3	Horizontal	15	1.00	-
2437MHz	Pass	AV	2.3882G	51.74	54.00	-2.26	3	Vertical	30	3.00	-
2437MHz	Pass	AV	2.4326G	112.54	Inf	-Inf	3	Vertical	30	3.00	-
2437MHz	Pass	AV	2.4835G	53.20	54.00	-0.80	3	Vertical	30	3.00	-
2437MHz	Pass	PK	2.3878G	68.34	74.00	-5.66	3	Vertical	30	3.00	-
2437MHz	Pass	PK	2.4326G	121.26	Inf	-Inf	3	Vertical	30	3.00	-
2437MHz	Pass	PK	2.4862G	68.94	74.00	-5.06	3	Vertical	30	3.00	-
2437MHz	Pass	AV	2.3898G	53.13	54.00	-0.87	3	Horizontal	14	1.50	-
2437MHz	Pass	AV	2.441G	113.04	Inf	-Inf	3	Horizontal	14	1.50	-
2437MHz	Pass	AV	2.485G	52.12	54.00	-1.88	3	Horizontal	14	1.50	-
2437MHz	Pass	PK	2.3898G	68.64	74.00	-5.36	3	Horizontal	14	1.50	-
2437MHz	Pass	PK	2.4362G	121.71	Inf	-Inf	3	Horizontal	14	1.50	-
2437MHz	Pass	PK	2.4846G	69.13	74.00	-4.87	3	Horizontal	14	1.50	-
2437MHz	Pass	AV	4.87304G	35.63	54.00	-18.37	3	Vertical	29	1.00	-
2437MHz	Pass	PK	4.87408G	48.65	74.00	-25.35	3	Vertical	29	1.00	-
2437MHz	Pass	AV	4.8744G	36.61	54.00	-17.39	3	Horizontal	351	2.22	-
2437MHz	Pass	PK	4.87486G	49.40	74.00	-24.60	3	Horizontal	351	2.22	-
2457MHz	Pass	AV	2.3898G	47.03	54.00	-6.97	3	Vertical	34	1.50	-
2457MHz	Pass	AV	2.4586G	108.78	Inf	-Inf	3	Vertical	34	1.50	-
2457MHz	Pass	AV	2.4835G	52.77	54.00	-1.23	3	Vertical	34	1.50	-
2457MHz	Pass	PK	2.3886G	58.63	74.00	-15.37	3	Vertical	34	1.50	-
2457MHz	Pass	PK	2.4582G	117.40	Inf	-Inf	3	Vertical	34	1.50	-
2457MHz	Pass	PK	2.4835G	70.12	74.00	-3.88	3	Vertical	34	1.50	-
2457MHz	Pass	AV	2.3898G	47.53	54.00	-6.47	3	Horizontal	17	1.49	-
2457MHz	Pass	AV	2.451G	109.47	Inf	-Inf	3	Horizontal	17	1.49	-
2457MHz	Pass	AV	2.4842G	53.16	54.00	-0.84	3	Horizontal	17	1.49	-
2457MHz	Pass	PK	2.3898G	59.34	74.00	-14.66	3	Horizontal	17	1.49	-
2457MHz	Pass	PK	2.451G	117.94	Inf	-Inf	3	Horizontal	17	1.49	-
2457MHz	Pass	PK	2.4842G	69.89	74.00	-4.11	3	Horizontal	17	1.49	-
2462MHz	Pass	AV	2.39G	45.98	54.00	-8.02	3	Vertical	28	3.00	-
2462MHz	Pass	AV	2.46G	105.24	Inf	-Inf	3	Vertical	28	3.00	-
2462MHz	Pass	AV	2.4835G	50.44	54.00	-3.56	3	Vertical	28	3.00	-
2462MHz	Pass	PK	2.3888G	58.27	74.00	-15.73	3	Vertical	28	3.00	-
2462MHz	Pass	PK	2.4552G	114.59	Inf	-Inf	3	Vertical	28	3.00	-
2462MHz	Pass	PK	2.4835G	72.90	74.00	-1.10	3	Vertical	28	3.00	-
2462MHz	Pass	AV	2.39G	46.50	54.00	-7.50	3	Horizontal	360	3.00	-
2462MHz	Pass	AV	2.4572G	108.00	Inf	-Inf	3	Horizontal	360	3.00	-
2462MHz	Pass	AV	2.4835G	52.27	54.00	-1.73	3	Horizontal	360	3.00	-
2462MHz	Pass	PK	2.3892G	58.12	74.00	-15.88	3	Horizontal	360	3.00	-
2462MHz	Pass	PK	2.4572G	116.33	Inf	-Inf	3	Horizontal	360	3.00	-
2462MHz	Pass	PK	2.4835G	73.09	74.00	-0.91	3	Horizontal	360	3.00	-
2462MHz	Pass	AV	4.92462G	34.08	54.00	-19.92	3	Vertical	0	2.75	-
2462MHz	Pass	PK	4.92441G	47.01	74.00	-26.99	3	Vertical	0	2.75	-
2462MHz	Pass	AV	4.92308G	33.79	54.00	-20.21	3	Horizontal	265	1.50	-
2462MHz	Pass	PK	4.9233G	46.57	74.00	-27.43	3	Horizontal	265	1.50	-

Remark : Level (dBuV/m) = Raw(Read Level) + AF(Antenna Factor) + CL(Cable Loss) - PA(Preamp Factor)

Mode	Result	Type	Freq (Hz)	Level (dBuV/m)	Limit (dBuV/m)	Margin (dB)	Dist (m)	Condition	Azimuth (°)	Height (m)	Comments
802.11ax HEW20_Nss1,(MCS0)_2TX	-	-	-	-	-	-	-	-	-	-	-
2412MHz	Pass	AV	2.3892G	48.24	54.00	-5.76	3	Vertical	15	3.00	-
2412MHz	Pass	AV	2.416G	103.26	Inf	-Inf	3	Vertical	15	3.00	-
2412MHz	Pass	AV	2.4835G	45.43	54.00	-8.57	3	Vertical	15	3.00	-
2412MHz	Pass	PK	2.39G	66.33	74.00	-7.67	3	Vertical	15	3.00	-
2412MHz	Pass	PK	2.4108G	114.17	Inf	-Inf	3	Vertical	15	3.00	-
2412MHz	Pass	PK	2.4976G	59.78	74.00	-14.22	3	Vertical	15	3.00	-
2412MHz	Pass	AV	2.39G	51.63	54.00	-2.37	3	Horizontal	360	3.00	-
2412MHz	Pass	AV	2.4172G	105.66	Inf	-Inf	3	Horizontal	360	3.00	-
2412MHz	Pass	AV	2.4835G	46.27	54.00	-7.73	3	Horizontal	360	3.00	-
2412MHz	Pass	PK	2.39G	72.88	74.00	-1.12	3	Horizontal	360	3.00	-
2412MHz	Pass	PK	2.4144G	116.80	Inf	-Inf	3	Horizontal	360	3.00	-
2412MHz	Pass	PK	2.4844G	59.24	74.00	-14.76	3	Horizontal	360	3.00	-
2412MHz	Pass	AV	4.82302G	32.95	54.00	-21.05	3	Vertical	348	1.18	-
2412MHz	Pass	PK	4.82414G	47.57	74.00	-26.43	3	Vertical	348	1.18	-
2412MHz	Pass	AV	4.82302G	32.89	54.00	-21.11	3	Horizontal	145	1.50	-
2412MHz	Pass	PK	4.82324G	47.04	74.00	-26.96	3	Horizontal	145	1.50	-
2417MHz	Pass	AV	2.3894G	51.77	54.00	-2.23	3	Vertical	37	1.50	-
2417MHz	Pass	AV	2.4214G	106.07	Inf	-Inf	3	Vertical	37	1.50	-
2417MHz	Pass	AV	2.4835G	46.54	54.00	-7.46	3	Vertical	37	1.50	-
2417MHz	Pass	PK	2.3894G	69.18	74.00	-4.82	3	Vertical	37	1.50	-
2417MHz	Pass	PK	2.4142G	119.26	Inf	-Inf	3	Vertical	37	1.50	-
2417MHz	Pass	PK	2.4838G	59.20	74.00	-14.80	3	Vertical	37	1.50	-
2417MHz	Pass	AV	2.3898G	53.18	54.00	-0.82	3	Horizontal	19	1.50	-
2417MHz	Pass	AV	2.4178G	106.27	Inf	-Inf	3	Horizontal	19	1.50	-
2417MHz	Pass	AV	2.4835G	46.55	54.00	-7.45	3	Horizontal	19	1.50	-
2417MHz	Pass	PK	2.3882G	69.79	74.00	-4.21	3	Horizontal	19	1.50	-
2417MHz	Pass	PK	2.4102G	119.31	Inf	-Inf	3	Horizontal	19	1.50	-
2417MHz	Pass	PK	2.4858G	58.93	74.00	-15.07	3	Horizontal	19	1.50	-
2437MHz	Pass	AV	2.3898G	50.18	54.00	-3.82	3	Vertical	22	2.99	-
2437MHz	Pass	AV	2.4298G	108.13	Inf	-Inf	3	Vertical	22	2.99	-
2437MHz	Pass	AV	2.4842G	49.46	54.00	-4.54	3	Vertical	22	2.99	-
2437MHz	Pass	PK	2.3898G	67.77	74.00	-6.23	3	Vertical	22	2.99	-
2437MHz	Pass	PK	2.4394G	119.85	Inf	-Inf	3	Vertical	22	2.99	-
2437MHz	Pass	PK	2.4838G	64.11	74.00	-9.89	3	Vertical	22	2.99	-
2437MHz	Pass	AV	2.3886G	51.79	54.00	-2.21	3	Horizontal	360	3.00	-
2437MHz	Pass	AV	2.4434G	110.34	Inf	-Inf	3	Horizontal	360	3.00	-
2437MHz	Pass	AV	2.4835G	52.42	54.00	-1.58	3	Horizontal	360	3.00	-
2437MHz	Pass	PK	2.3886G	72.94	74.00	-1.06	3	Horizontal	360	3.00	-
2437MHz	Pass	PK	2.431G	120.90	Inf	-Inf	3	Horizontal	360	3.00	-
2437MHz	Pass	PK	2.4838G	68.60	74.00	-5.40	3	Horizontal	360	3.00	-
2437MHz	Pass	AV	4.87441G	34.54	54.00	-19.46	3	Vertical	338	2.97	-
2437MHz	Pass	PK	4.87475G	50.67	74.00	-23.33	3	Vertical	338	2.97	-
2437MHz	Pass	AV	4.87301G	34.12	54.00	-19.88	3	Horizontal	0	2.75	-
2437MHz	Pass	PK	4.87331G	48.20	74.00	-25.80	3	Horizontal	0	2.75	-
2457MHz	Pass	AV	2.3898G	45.83	54.00	-8.17	3	Vertical	44	1.50	-
2457MHz	Pass	AV	2.4614G	105.88	Inf	-Inf	3	Vertical	44	1.50	-
2457MHz	Pass	AV	2.4838G	53.11	54.00	-0.89	3	Vertical	44	1.50	-
2457MHz	Pass	PK	2.3882G	58.48	74.00	-15.52	3	Vertical	44	1.50	-

Remark : Level (dBuV/m) = Raw(Read Level) + AF(Antenna Factor) + CL(Cable Loss) - PA(Preamp Factor)

Mode	Result	Type	Freq (Hz)	Level (dBuV/m)	Limit (dBuV/m)	Margin (dB)	Dist (m)	Condition	Azimuth (°)	Height (m)	Comments
2457MHz	Pass	PK	2.4538G	119.96	Inf	-Inf	3	Vertical	44	1.50	-
2457MHz	Pass	PK	2.4842G	72.24	74.00	-1.76	3	Vertical	44	1.50	-
2457MHz	Pass	AV	2.3898G	46.19	54.00	-7.81	3	Horizontal	17	1.50	-
2457MHz	Pass	AV	2.4526G	106.15	Inf	-Inf	3	Horizontal	17	1.50	-
2457MHz	Pass	AV	2.4835G	52.86	54.00	-1.14	3	Horizontal	17	1.50	-
2457MHz	Pass	PK	2.377G	58.12	74.00	-15.88	3	Horizontal	17	1.50	-
2457MHz	Pass	PK	2.4502G	119.93	Inf	-Inf	3	Horizontal	17	1.50	-
2457MHz	Pass	PK	2.485G	69.89	74.00	-4.11	3	Horizontal	17	1.50	-
2462MHz	Pass	AV	2.39G	44.94	54.00	-9.06	3	Vertical	30	3.00	-
2462MHz	Pass	AV	2.4584G	102.21	Inf	-Inf	3	Vertical	30	3.00	-
2462MHz	Pass	AV	2.4835G	50.90	54.00	-3.10	3	Vertical	30	3.00	-
2462MHz	Pass	PK	2.362G	58.33	74.00	-15.67	3	Vertical	30	3.00	-
2462MHz	Pass	PK	2.4632G	113.32	Inf	-Inf	3	Vertical	30	3.00	-
2462MHz	Pass	PK	2.4835G	71.52	74.00	-2.48	3	Vertical	30	3.00	-
2462MHz	Pass	AV	2.39G	45.76	54.00	-8.24	3	Horizontal	360	3.00	-
2462MHz	Pass	AV	2.4548G	105.28	Inf	-Inf	3	Horizontal	360	3.00	-
2462MHz	Pass	AV	2.4844G	52.55	54.00	-1.45	3	Horizontal	360	3.00	-
2462MHz	Pass	PK	2.3868G	57.90	74.00	-16.10	3	Horizontal	360	3.00	-
2462MHz	Pass	PK	2.4552G	115.79	Inf	-Inf	3	Horizontal	360	3.00	-
2462MHz	Pass	PK	2.4844G	72.95	74.00	-1.05	3	Horizontal	360	3.00	-
2462MHz	Pass	AV	4.92172G	33.12	54.00	-20.88	3	Vertical	0	2.42	-
2462MHz	Pass	PK	4.92684G	47.29	74.00	-26.71	3	Vertical	0	2.42	-
2462MHz	Pass	AV	4.92G	32.79	54.00	-21.21	3	Horizontal	201	1.50	-
2462MHz	Pass	PK	4.91604G	46.91	74.00	-27.09	3	Horizontal	201	1.50	-
802.11ax HEW40_Nss1,(MCS0)_2TX	-	-	-	-	-	-	-	-	-	-	-
2422MHz	Pass	AV	2.3896G	51.62	54.00	-2.38	3	Vertical	20	3.00	-
2422MHz	Pass	AV	2.4196G	102.07	Inf	-Inf	3	Vertical	20	3.00	-
2422MHz	Pass	AV	2.4848G	47.72	54.00	-6.28	3	Vertical	20	3.00	-
2422MHz	Pass	PK	2.3896G	69.71	74.00	-4.29	3	Vertical	20	3.00	-
2422MHz	Pass	PK	2.42G	110.61	Inf	-Inf	3	Vertical	20	3.00	-
2422MHz	Pass	PK	2.4868G	58.66	74.00	-15.34	3	Vertical	20	3.00	-
2422MHz	Pass	AV	2.3884G	53.03	54.00	-0.97	3	Horizontal	360	3.00	-
2422MHz	Pass	AV	2.416G	104.38	Inf	-Inf	3	Horizontal	360	3.00	-
2422MHz	Pass	AV	2.4835G	48.77	54.00	-5.23	3	Horizontal	360	3.00	-
2422MHz	Pass	PK	2.388G	70.79	74.00	-3.21	3	Horizontal	360	3.00	-
2422MHz	Pass	PK	2.4208G	113.78	Inf	-Inf	3	Horizontal	360	3.00	-
2422MHz	Pass	PK	2.4856G	59.87	74.00	-14.13	3	Horizontal	360	3.00	-
2422MHz	Pass	AV	4.83896G	34.24	54.00	-19.76	3	Vertical	204	1.58	-
2422MHz	Pass	PK	4.83548G	46.31	74.00	-27.69	3	Vertical	204	1.58	-
2422MHz	Pass	AV	4.83424G	34.29	54.00	-19.71	3	Horizontal	267	1.13	-
2422MHz	Pass	PK	4.84976G	46.71	74.00	-27.29	3	Horizontal	267	1.13	-
2427MHz	Pass	AV	2.3898G	53.36	54.00	-0.64	3	Vertical	39	2.90	-
2427MHz	Pass	AV	2.4198G	105.19	Inf	-Inf	3	Vertical	39	2.90	-
2427MHz	Pass	AV	2.4846G	49.66	54.00	-4.34	3	Vertical	39	2.90	-
2427MHz	Pass	PK	2.3898G	68.67	74.00	-5.33	3	Vertical	39	2.90	-
2427MHz	Pass	PK	2.4326G	116.14	Inf	-Inf	3	Vertical	39	2.90	-
2427MHz	Pass	PK	2.4842G	63.08	74.00	-10.92	3	Vertical	39	2.90	-
2427MHz	Pass	AV	2.3894G	53.36	54.00	-0.64	3	Horizontal	13	1.50	-
2427MHz	Pass	AV	2.4214G	104.11	Inf	-Inf	3	Horizontal	13	1.50	-

Remark : Level (dBuV/m) = Raw(Read Level) + AF(Antenna Factor) + CL(Cable Loss) - PA(Preamp Factor)

Mode	Result	Type	Freq (Hz)	Level (dBuV/m)	Limit (dBuV/m)	Margin (dB)	Dist (m)	Condition	Azimuth (°)	Height (m)	Comments
2427MHz	Pass	AV	2.4842G	49.33	54.00	-4.67	3	Horizontal	13	1.50	-
2427MHz	Pass	PK	2.3894G	70.39	74.00	-3.61	3	Horizontal	13	1.50	-
2427MHz	Pass	PK	2.4238G	115.32	Inf	-Inf	3	Horizontal	13	1.50	-
2427MHz	Pass	PK	2.4846G	60.30	74.00	-13.70	3	Horizontal	13	1.50	-
2437MHz	Pass	AV	2.3894G	50.77	54.00	-3.23	3	Vertical	32	1.50	-
2437MHz	Pass	AV	2.4242G	103.96	Inf	-Inf	3	Vertical	32	1.50	-
2437MHz	Pass	AV	2.4842G	52.75	54.00	-1.25	3	Vertical	32	1.50	-
2437MHz	Pass	PK	2.389G	66.36	74.00	-7.64	3	Vertical	32	1.50	-
2437MHz	Pass	PK	2.4214G	112.85	Inf	-Inf	3	Vertical	32	1.50	-
2437MHz	Pass	PK	2.4838G	69.72	74.00	-4.28	3	Vertical	32	1.50	-
2437MHz	Pass	AV	2.3898G	52.45	54.00	-1.55	3	Horizontal	12	1.49	-
2437MHz	Pass	AV	2.443G	104.90	Inf	-Inf	3	Horizontal	12	1.49	-
2437MHz	Pass	AV	2.4835G	53.23	54.00	-0.77	3	Horizontal	12	1.49	-
2437MHz	Pass	PK	2.3898G	68.07	74.00	-5.93	3	Horizontal	12	1.49	-
2437MHz	Pass	PK	2.4474G	113.84	Inf	-Inf	3	Horizontal	12	1.49	-
2437MHz	Pass	PK	2.4835G	67.98	74.00	-6.02	3	Horizontal	12	1.49	-
2437MHz	Pass	AV	4.87086G	34.46	54.00	-19.54	3	Vertical	34	2.26	-
2437MHz	Pass	PK	4.87202G	46.59	74.00	-27.41	3	Vertical	34	2.26	-
2437MHz	Pass	AV	4.87528G	33.67	54.00	-20.33	3	Horizontal	10	1.50	-
2437MHz	Pass	PK	4.87726G	46.06	74.00	-27.94	3	Horizontal	10	1.50	-
2447MHz	Pass	AV	2.3886G	47.11	54.00	-6.89	3	Vertical	39	1.50	-
2447MHz	Pass	AV	2.4526G	102.04	Inf	-Inf	3	Vertical	39	1.50	-
2447MHz	Pass	AV	2.485G	51.43	54.00	-2.57	3	Vertical	39	1.50	-
2447MHz	Pass	PK	2.3882G	57.87	74.00	-16.13	3	Vertical	39	1.50	-
2447MHz	Pass	PK	2.4654G	112.25	Inf	-Inf	3	Vertical	39	1.50	-
2447MHz	Pass	PK	2.4835G	67.06	74.00	-6.94	3	Vertical	39	1.50	-
2447MHz	Pass	AV	2.3898G	47.95	54.00	-6.05	3	Horizontal	16	1.00	-
2447MHz	Pass	AV	2.4518G	104.17	Inf	-Inf	3	Horizontal	16	1.00	-
2447MHz	Pass	AV	2.4838G	52.98	54.00	-1.02	3	Horizontal	16	1.00	-
2447MHz	Pass	PK	2.3882G	58.54	74.00	-15.46	3	Horizontal	16	1.00	-
2447MHz	Pass	PK	2.4522G	114.99	Inf	-Inf	3	Horizontal	16	1.00	-
2447MHz	Pass	PK	2.485G	67.22	74.00	-6.78	3	Horizontal	16	1.00	-
2452MHz	Pass	AV	2.3888G	47.24	54.00	-6.76	3	Vertical	33	1.50	-
2452MHz	Pass	AV	2.4592G	101.64	Inf	-Inf	3	Vertical	33	1.50	-
2452MHz	Pass	AV	2.484G	52.66	54.00	-1.34	3	Vertical	33	1.50	-
2452MHz	Pass	PK	2.39G	57.82	74.00	-16.18	3	Vertical	33	1.50	-
2452MHz	Pass	PK	2.454G	110.86	Inf	-Inf	3	Vertical	33	1.50	-
2452MHz	Pass	PK	2.4844G	67.03	74.00	-6.97	3	Vertical	33	1.50	-
2452MHz	Pass	AV	2.39G	47.78	54.00	-6.22	3	Horizontal	10	1.49	-
2452MHz	Pass	AV	2.4452G	103.12	Inf	-Inf	3	Horizontal	10	1.49	-
2452MHz	Pass	AV	2.4852G	52.97	54.00	-1.03	3	Horizontal	10	1.49	-
2452MHz	Pass	PK	2.3896G	58.57	74.00	-15.43	3	Horizontal	10	1.49	-
2452MHz	Pass	PK	2.4484G	111.13	Inf	-Inf	3	Horizontal	10	1.49	-
2452MHz	Pass	PK	2.4835G	69.20	74.00	-4.80	3	Horizontal	10	1.49	-
2452MHz	Pass	AV	4.90446G	34.03	54.00	-19.97	3	Vertical	348	2.41	-
2452MHz	Pass	PK	4.90072G	46.29	74.00	-27.71	3	Vertical	348	2.41	-
2452MHz	Pass	AV	4.90632G	34.09	54.00	-19.91	3	Horizontal	343	2.13	-
2452MHz	Pass	PK	4.90842G	46.51	74.00	-27.49	3	Horizontal	343	2.13	-

Remark : Level (dBuV/m) = Raw(Read Level) + AF(Antenna Factor) + CL(Cable Loss) - PA(Preamp Factor)

802.11b_Nss1,(1Mbps)_2TX

2412MHz_TX

14/05/2020

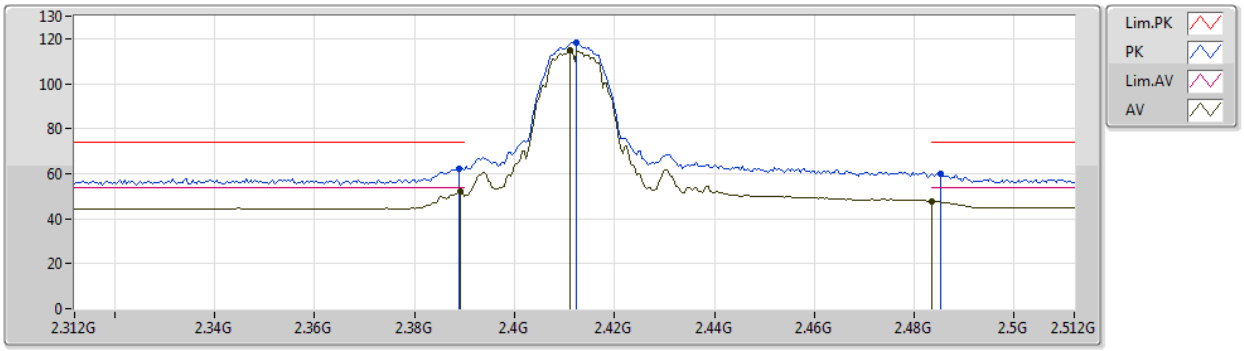

Type	Freq	Level	Limit	Margin	Factor	Dist	Condition	Azimuth	Height	Comment	Raw	AF	CL	PA
	(Hz)	(dBuV/m)	(dBuV/m)	(dB)	(dB)	(m)		(°)	(m)		(dBuV)	(dB)	(dB)	(dB)
AV	2.3892G	52.31	54.00	-1.69	32.72	3	Vertical	34	2.88	-	19.59	27.64	5.08	-
AV	2.4112G	114.91	Inf	-Inf	32.71	3	Vertical	34	2.88	-	82.20	27.59	5.12	-
AV	2.4835G	47.57	54.00	-6.43	32.75	3	Vertical	34	2.88	-	14.82	27.52	5.23	-
PK	2.3888G	62.45	74.00	-11.55	32.72	3	Vertical	34	2.88	-	29.73	27.64	5.08	-
PK	2.4124G	118.42	Inf	-Inf	32.71	3	Vertical	34	2.88	-	85.71	27.59	5.12	-
PK	2.4852G	60.22	74.00	-13.78	32.74	3	Vertical	34	2.88	-	27.48	27.51	5.23	-

Remark : Level (dBuV/m) = Raw(Read Level) + AF(Antenna Factor) + CL(Cable Loss) - PA(Preamp Factor)

802.11b_Nss1,(1Mbps)_2TX

2412MHz_TX

14/05/2020

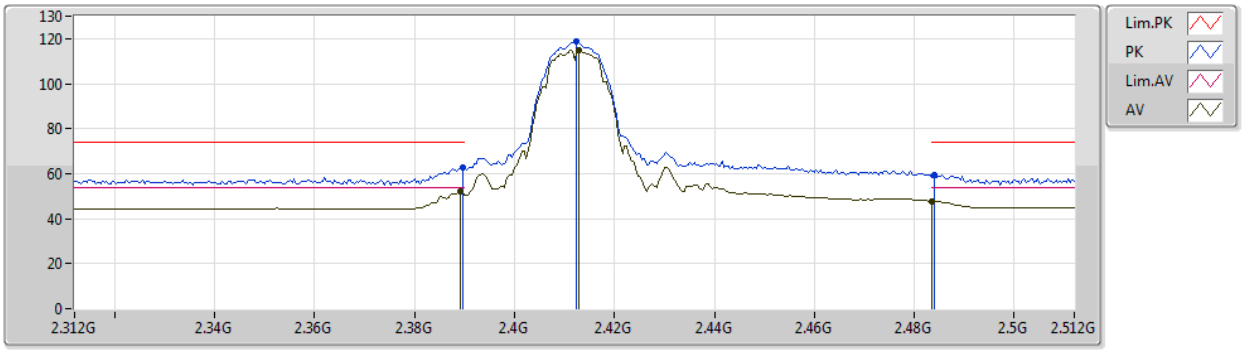

Type	Freq	Level	Limit	Margin	Factor	Dist	Condition	Azimuth	Height	Comment	Raw	AF	CL	PA
	(Hz)	(dBuV/m)	(dBuV/m)	(dB)	(dB)	(m)		(°)	(m)		(dBuV)	(dB)	(dB)	(dB)
AV	2.3892G	52.38	54.00	-1.62	32.72	3	Horizontal	10	1.00	-	19.66	27.64	5.08	-
AV	2.4128G	114.94	Inf	-Inf	32.71	3	Horizontal	10	1.00	-	82.23	27.59	5.12	-
AV	2.4835G	47.75	54.00	-6.25	32.75	3	Horizontal	10	1.00	-	15.00	27.52	5.23	-
PK	2.3896G	62.78	74.00	-11.22	32.72	3	Horizontal	10	1.00	-	30.06	27.64	5.08	-
PK	2.4124G	118.66	Inf	-Inf	32.71	3	Horizontal	10	1.00	-	85.95	27.59	5.12	-
PK	2.484G	59.57	74.00	-14.43	32.75	3	Horizontal	10	1.00	-	26.82	27.52	5.23	-

Remark : Level (dBuV/m) = Raw(Read Level) + AF(Antenna Factor) + CL(Cable Loss) - PA(Preamp Factor)

802.11b_Nss1,(1Mbps)_2TX

2412MHz_TX

14/05/2020

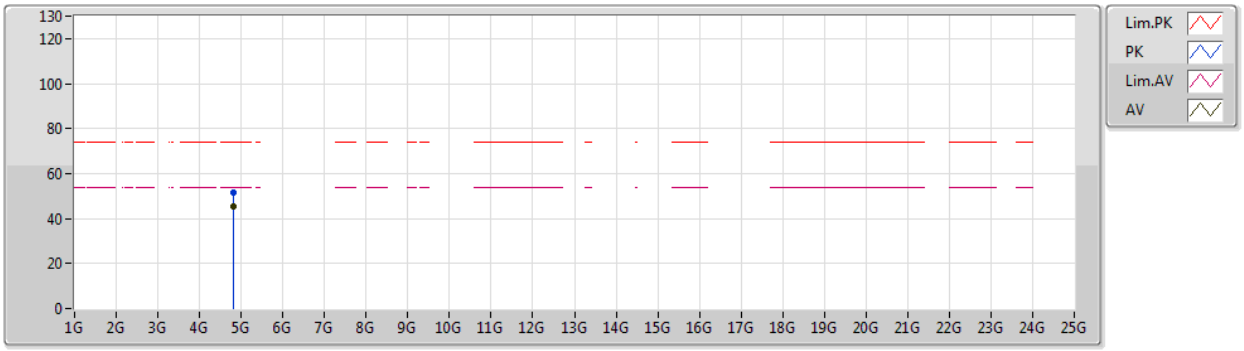

Type	Freq	Level	Limit	Margin	Factor	Dist	Condition	Azimuth	Height	Comment	Raw	AF	CL	PA
	(Hz)	(dBuV/m)	(dBuV/m)	(dB)	(dB)	(m)		(°)	(m)		(dBuV)	(dB)	(dB)	(dB)
AV	4.82396G	45.32	54.00	-8.68	4.37	3	Vertical	334	3.00	-	40.95	31.10	7.32	34.05
PK	4.82398G	51.42	74.00	-22.58	4.37	3	Vertical	334	3.00	-	47.05	31.10	7.32	34.05

Remark : Level (dBuV/m) = Raw(Read Level) + AF(Antenna Factor) + CL(Cable Loss) - PA(Preamp Factor)

802.11b_Nss1,(1Mbps)_2TX

2412MHz_TX

14/05/2020

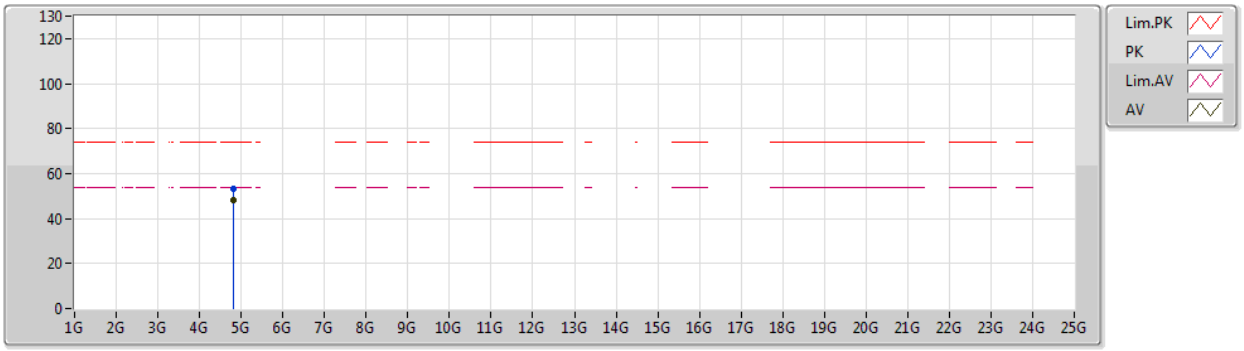

Type	Freq	Level	Limit	Margin	Factor	Dist	Condition	Azimuth	Height	Comment	Raw	AF	CL	PA
	(Hz)	(dBuV/m)	(dBuV/m)	(dB)	(dB)	(m)		(°)	(m)		(dBuV)	(dB)	(dB)	(dB)
AV	4.82398G	48.45	54.00	-5.55	4.37	3	Horizontal	354	2.00	-	44.08	31.10	7.32	34.05
PK	4.82388G	53.29	74.00	-20.71	4.37	3	Horizontal	354	2.00	-	48.92	31.10	7.32	34.05

Remark : Level (dBuV/m) = Raw(Read Level) + AF(Antenna Factor) + CL(Cable Loss) - PA(Preamp Factor)

802.11b_Nss1,(1Mbps)_2TX

2417MHz_TX

14/05/2020

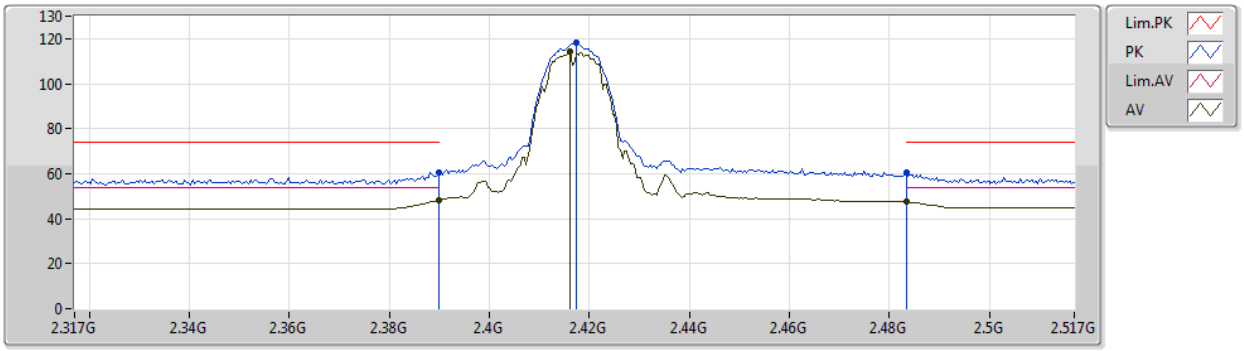

Type	Freq	Level	Limit	Margin	Factor	Dist	Condition	Azimuth	Height	Comment	Raw	AF	CL	PA
	(Hz)	(dBuV/m)	(dBuV/m)	(dB)	(dB)	(m)		(°)	(m)		(dBuV)	(dB)	(dB)	(dB)
AV	2.3898G	48.40	54.00	-5.60	32.72	3	Vertical	34	1.03	-	15.68	27.64	5.08	-
AV	2.4162G	114.55	Inf	-Inf	32.70	3	Vertical	34	1.03	-	81.85	27.58	5.12	-
AV	2.4835G	47.52	54.00	-6.48	32.75	3	Vertical	34	1.03	-	14.77	27.52	5.23	-
PK	2.3898G	60.43	74.00	-13.57	32.72	3	Vertical	34	1.03	-	27.71	27.64	5.08	-
PK	2.4174G	117.96	Inf	-Inf	32.71	3	Vertical	34	1.03	-	85.25	27.58	5.13	-
PK	2.4835G	60.39	74.00	-13.61	32.75	3	Vertical	34	1.03	-	27.64	27.52	5.23	-

Remark : Level (dBuV/m) = Raw(Read Level) + AF(Antenna Factor) + CL(Cable Loss) - PA(Preamp Factor)

802.11b_Nss1,(1Mbps)_2TX

2417MHz_TX

14/05/2020

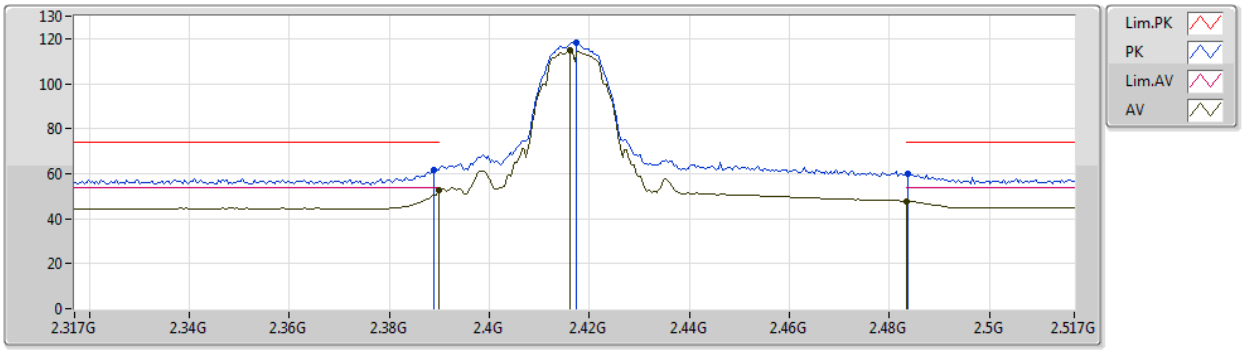

Type	Freq	Level	Limit	Margin	Factor	Dist	Condition	Azimuth	Height	Comment	Raw	AF	CL	PA
	(Hz)	(dBuV/m)	(dBuV/m)	(dB)	(dB)	(m)		(°)	(m)		(dBuV)	(dB)	(dB)	(dB)
AV	2.3898G	52.92	54.00	-1.08	32.72	3	Horizontal	15	2.81	-	20.20	27.64	5.08	-
AV	2.4162G	114.98	Inf	-Inf	32.70	3	Horizontal	15	2.81	-	82.28	27.58	5.12	-
AV	2.4835G	47.71	54.00	-6.29	32.75	3	Horizontal	15	2.81	-	14.96	27.52	5.23	-
PK	2.389G	61.80	74.00	-12.20	32.72	3	Horizontal	15	2.81	-	29.08	27.64	5.08	-
PK	2.4174G	118.27	Inf	-Inf	32.71	3	Horizontal	15	2.81	-	85.56	27.58	5.13	-
PK	2.4838G	59.93	74.00	-14.07	32.75	3	Horizontal	15	2.81	-	27.18	27.52	5.23	-

Remark : Level (dBuV/m) = Raw(Read Level) + AF(Antenna Factor) + CL(Cable Loss) - PA(Preamp Factor)

802.11b_Nss1,(1Mbps)_2TX

2437MHz_TX

14/05/2020

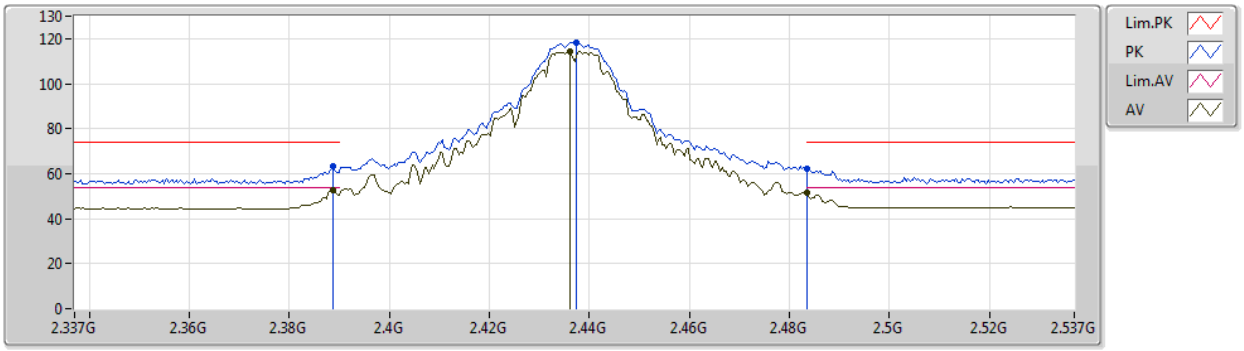

Type	Freq	Level	Limit	Margin	Factor	Dist	Condition	Azimuth	Height	Comment	Raw	AF	CL	PA
	(Hz)	(dBuV/m)	(dBuV/m)	(dB)	(dB)	(m)		(°)	(m)		(dBuV)	(dB)	(dB)	(dB)
AV	2.3886G	52.81	54.00	-1.19	32.73	3	Vertical	47	1.33	-	20.08	27.65	5.08	-
AV	2.4362G	114.44	Inf	-Inf	32.71	3	Vertical	47	1.33	-	81.73	27.56	5.15	-
AV	2.4835G	51.28	54.00	-2.72	32.75	3	Vertical	47	1.33	-	18.53	27.52	5.23	-
PK	2.3886G	63.11	74.00	-10.89	32.73	3	Vertical	47	1.33	-	30.38	27.65	5.08	-
PK	2.4374G	118.38	Inf	-Inf	32.72	3	Vertical	47	1.33	-	85.66	27.56	5.16	-
PK	2.4835G	62.08	74.00	-11.92	32.75	3	Vertical	47	1.33	-	29.33	27.52	5.23	-

Remark : Level (dBuV/m) = Raw(Read Level) + AF(Antenna Factor) + CL(Cable Loss) - PA(Preamp Factor)

802.11b_Nss1,(1Mbps)_2TX

2437MHz_TX

14/05/2020

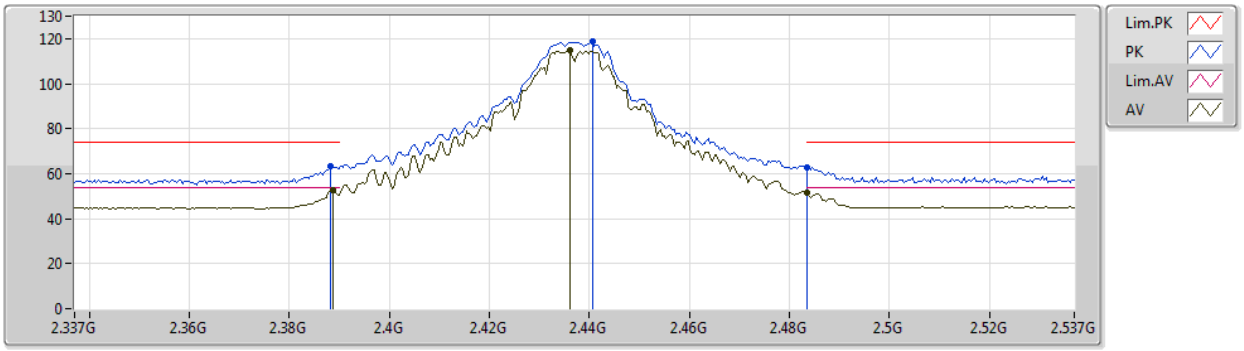

Type	Freq	Level	Limit	Margin	Factor	Dist	Condition	Azimuth	Height	Comment	Raw	AF	CL	PA
	(Hz)	(dBuV/m)	(dBuV/m)	(dB)	(dB)	(m)		(°)	(m)		(dBuV)	(dB)	(dB)	(dB)
AV	2.3886G	52.42	54.00	-1.58	32.73	3	Horizontal	18	2.79	-	19.69	27.65	5.08	-
AV	2.4362G	114.66	Inf	-Inf	32.71	3	Horizontal	18	2.79	-	81.95	27.56	5.15	-
AV	2.4835G	51.67	54.00	-2.33	32.75	3	Horizontal	18	2.79	-	18.92	27.52	5.23	-
PK	2.3882G	63.53	74.00	-10.47	32.73	3	Horizontal	18	2.79	-	30.80	27.65	5.08	-
PK	2.4406G	118.84	Inf	-Inf	32.72	3	Horizontal	18	2.79	-	86.12	27.56	5.16	-
PK	2.4835G	62.59	74.00	-11.41	32.75	3	Horizontal	18	2.79	-	29.84	27.52	5.23	-

Remark : Level (dBuV/m) = Raw(Read Level) + AF(Antenna Factor) + CL(Cable Loss) - PA(Preamp Factor)

802.11b_Nss1,(1Mbps)_2TX

2437MHz_TX

14/05/2020

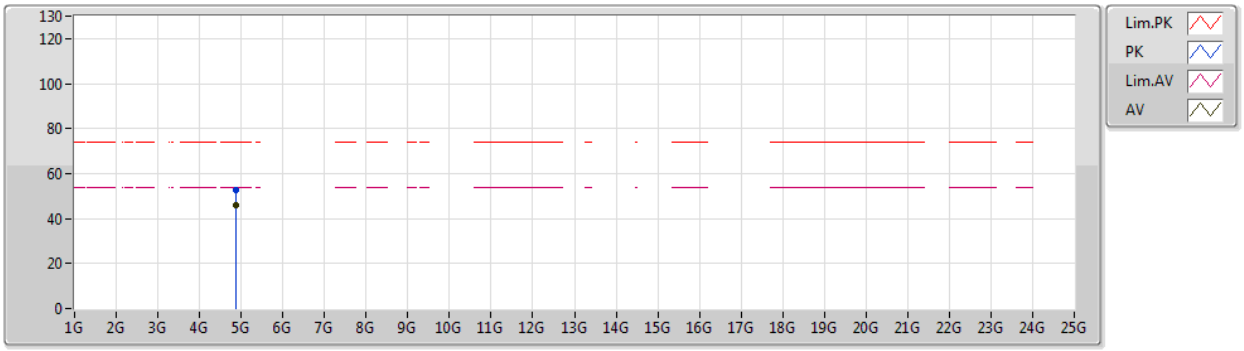

Type	Freq	Level	Limit	Margin	Factor	Dist	Condition	Azimuth	Height	Comment	Raw	AF	CL	PA
	(Hz)	(dBuV/m)	(dBuV/m)	(dB)	(dB)	(m)		(°)	(m)		(dBuV)	(dB)	(dB)	(dB)
AV	4.87398G	46.10	54.00	-7.90	4.42	3	Vertical	32	1.00	-	41.68	31.10	7.37	34.05
PK	4.87398G	52.52	74.00	-21.48	4.42	3	Vertical	32	1.00	-	48.10	31.10	7.37	34.05

Remark : Level (dBuV/m) = Raw(Read Level) + AF(Antenna Factor) + CL(Cable Loss) - PA(Preamp Factor)

802.11b_Nss1,(1Mbps)_2TX

2437MHz_TX

14/05/2020

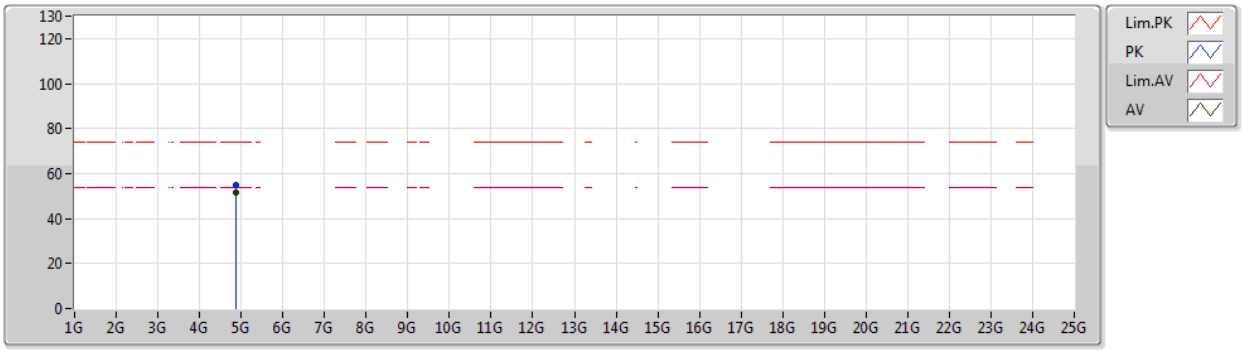

Type	Freq	Level	Limit	Margin	Factor	Dist	Condition	Azimuth	Height	Comment	Raw	AF	CL	PA
	(Hz)	(dBuV/m)	(dBuV/m)	(dB)	(dB)	(m)		(°)	(m)		(dBuV)	(dB)	(dB)	(dB)
AV	4.87397G	51.61	54.00	-2.39	4.42	3	Horizontal	354	1.97	-	47.19	31.10	7.37	34.05
PK	4.87398G	55.09	74.00	-18.91	4.42	3	Horizontal	354	1.97	-	50.67	31.10	7.37	34.05

Remark : Level (dBuV/m) = Raw(Read Level) + AF(Antenna Factor) + CL(Cable Loss) - PA(Preamp Factor)

802.11b_Nss1,(1Mbps)_2TX

2457MHz_TX

14/05/2020

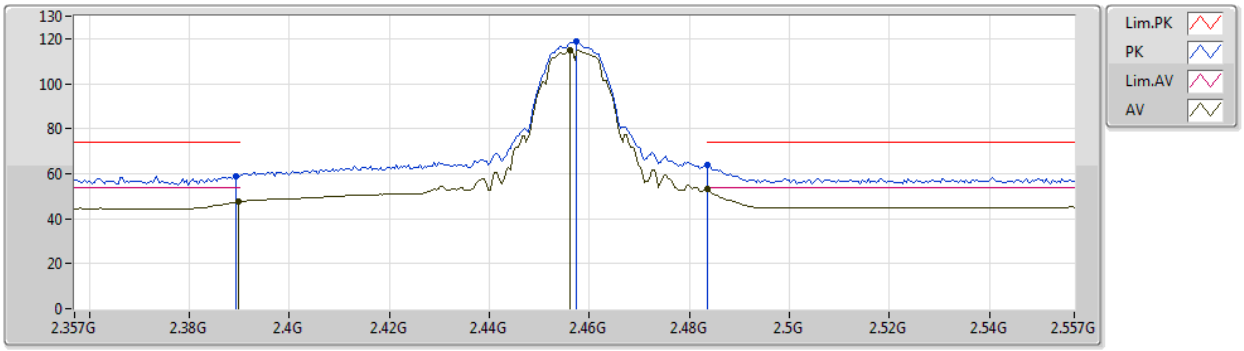

Type	Freq	Level	Limit	Margin	Factor	Dist	Condition	Azimuth	Height	Comment	Raw	AF	CL	PA
	(Hz)	(dBuV/m)	(dBuV/m)	(dB)	(dB)	(m)		(°)	(m)		(dBuV)	(dB)	(dB)	(dB)
AV	2.3898G	47.43	54.00	-6.57	32.72	3	Vertical	34	2.84	-	14.71	27.64	5.08	-
AV	2.4562G	115.12	Inf	-Inf	32.72	3	Vertical	34	2.84	-	82.40	27.54	5.18	-
AV	2.4835G	53.12	54.00	-0.88	32.75	3	Vertical	34	2.84	-	20.37	27.52	5.23	-
PK	2.3894G	58.90	74.00	-15.10	32.72	3	Vertical	34	2.84	-	26.18	27.64	5.08	-
PK	2.4574G	118.66	Inf	-Inf	32.73	3	Vertical	34	2.84	-	85.93	27.54	5.19	-
PK	2.4835G	64.05	74.00	-9.95	32.75	3	Vertical	34	2.84	-	31.30	27.52	5.23	-

Remark : Level (dBuV/m) = Raw(Read Level) + AF(Antenna Factor) + CL(Cable Loss) - PA(Preamp Factor)

802.11b_Nss1,(1Mbps)_2TX

2457MHz_TX

14/05/2020

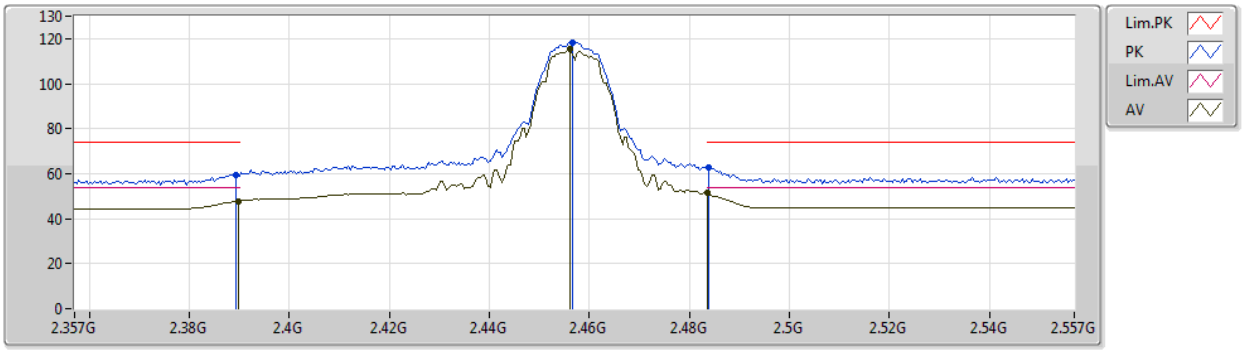

Type	Freq	Level	Limit	Margin	Factor	Dist	Condition	Azimuth	Height	Comment	Raw	AF	CL	PA
	(Hz)	(dBuV/m)	(dBuV/m)	(dB)	(dB)	(m)		(°)	(m)		(dBuV)	(dB)	(dB)	(dB)
AV	2.3898G	47.90	54.00	-6.10	32.72	3	Horizontal	12	1.00	-	15.18	27.64	5.08	-
AV	2.4562G	115.29	Inf	-Inf	32.72	3	Horizontal	12	1.00	-	82.57	27.54	5.18	-
AV	2.4835G	51.70	54.00	-2.30	32.75	3	Horizontal	12	1.00	-	18.95	27.52	5.23	-
PK	2.3894G	59.67	74.00	-14.33	32.72	3	Horizontal	12	1.00	-	26.95	27.64	5.08	-
PK	2.4566G	118.51	Inf	-Inf	32.72	3	Horizontal	12	1.00	-	85.79	27.54	5.18	-
PK	2.4838G	62.65	74.00	-11.35	32.75	3	Horizontal	12	1.00	-	29.90	27.52	5.23	-

Remark : Level (dBuV/m) = Raw(Read Level) + AF(Antenna Factor) + CL(Cable Loss) - PA(Preamp Factor)

802.11b_Nss1,(1Mbps)_2TX

2462MHz_TX

14/05/2020

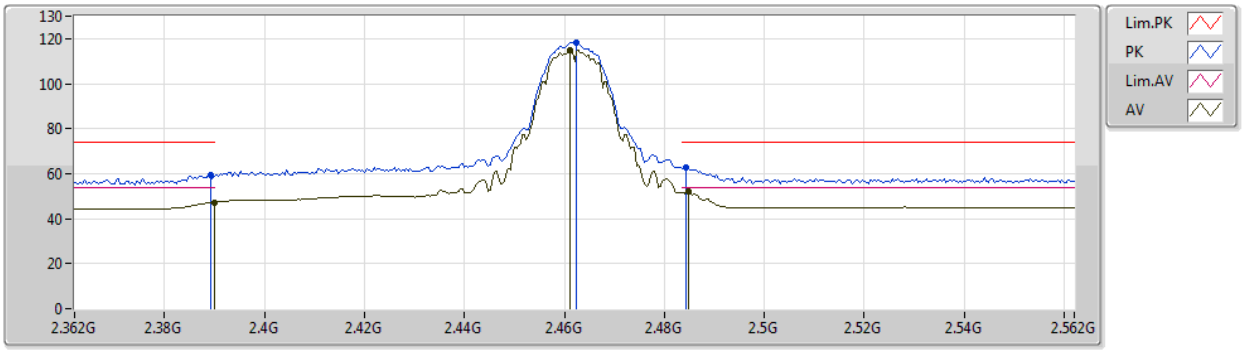

Type	Freq	Level	Limit	Margin	Factor	Dist	Condition	Azimuth	Height	Comment	Raw	AF	CL	PA
	(Hz)	(dBuV/m)	(dBuV/m)	(dB)	(dB)	(m)		(°)	(m)		(dBuV)	(dB)	(dB)	(dB)
AV	2.39G	47.25	54.00	-6.75	32.72	3	Vertical	41	1.09	-	14.53	27.64	5.08	-
AV	2.4612G	115.09	Inf	-Inf	32.73	3	Vertical	41	1.09	-	82.36	27.54	5.19	-
AV	2.4848G	52.22	54.00	-1.78	32.75	3	Vertical	41	1.09	-	19.47	27.52	5.23	-
PK	2.3892G	59.55	74.00	-14.45	32.72	3	Vertical	41	1.09	-	26.83	27.64	5.08	-
PK	2.4624G	118.38	Inf	-Inf	32.73	3	Vertical	41	1.09	-	85.65	27.54	5.19	-
PK	2.4844G	62.71	74.00	-11.29	32.75	3	Vertical	41	1.09	-	29.96	27.52	5.23	-

Remark : Level (dBuV/m) = Raw(Read Level) + AF(Antenna Factor) + CL(Cable Loss) - PA(Preamp Factor)

802.11b_Nss1,(1Mbps)_2TX

2462MHz_TX

14/05/2020

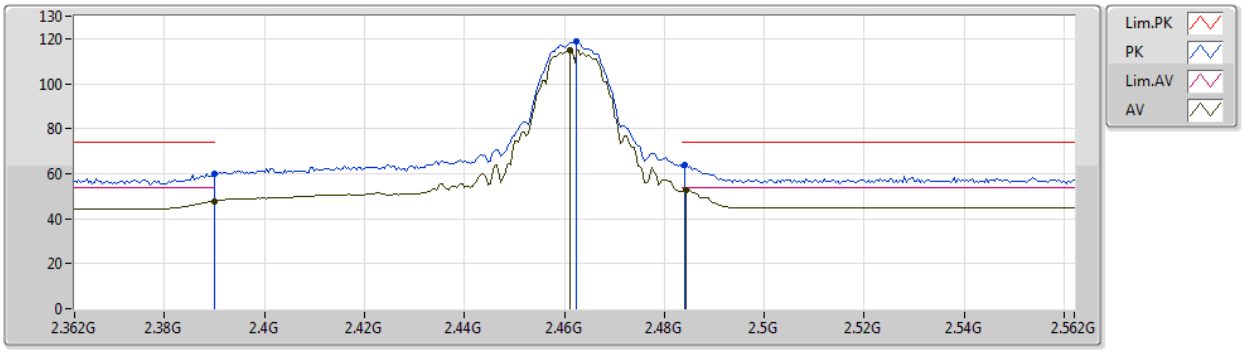

Type	Freq	Level	Limit	Margin	Factor	Dist	Condition	Azimuth	Height	Comment	Raw	AF	CL	PA
	(Hz)	(dBuV/m)	(dBuV/m)	(dB)	(dB)	(m)		(°)	(m)		(dBuV)	(dB)	(dB)	(dB)
AV	2.39G	47.71	54.00	-6.29	32.72	3	Horizontal	18	2.77	-	14.99	27.64	5.08	-
AV	2.4612G	115.00	Inf	-Inf	32.73	3	Horizontal	18	2.77	-	82.27	27.54	5.19	-
AV	2.4844G	52.83	54.00	-1.17	32.75	3	Horizontal	18	2.77	-	20.08	27.52	5.23	-
PK	2.39G	59.94	74.00	-14.06	32.72	3	Horizontal	18	2.77	-	27.22	27.64	5.08	-
PK	2.4624G	118.59	Inf	-Inf	32.73	3	Horizontal	18	2.77	-	85.86	27.54	5.19	-
PK	2.484G	64.01	74.00	-9.99	32.75	3	Horizontal	18	2.77	-	31.26	27.52	5.23	-

Remark : Level (dBuV/m) = Raw(Read Level) + AF(Antenna Factor) + CL(Cable Loss) - PA(Preamp Factor)

802.11b_Nss1,(1Mbps)_2TX

2462MHz_TX

14/05/2020

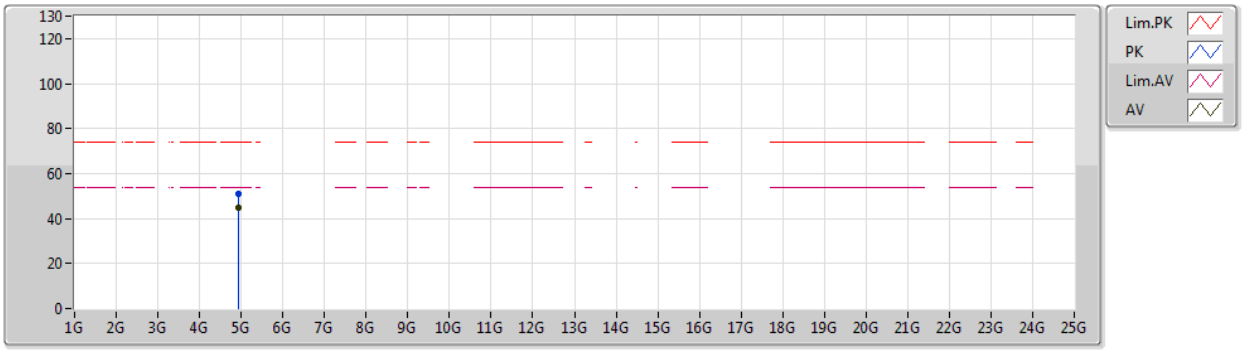

Type	Freq	Level	Limit	Margin	Factor	Dist	Condition	Azimuth	Height	Comment	Raw	AF	CL	PA
	(Hz)	(dBuV/m)	(dBuV/m)	(dB)	(dB)	(m)		(°)	(m)		(dBuV)	(dB)	(dB)	(dB)
AV	4.92398G	44.77	54.00	-9.23	4.57	3	Vertical	349	2.91	-	40.20	31.20	7.42	34.05
PK	4.92398G	51.02	74.00	-22.98	4.57	3	Vertical	349	2.91	-	46.45	31.20	7.42	34.05

Remark : Level (dBuV/m) = Raw(Read Level) + AF(Antenna Factor) + CL(Cable Loss) - PA(Preamp Factor)

802.11b_Nss1,(1Mbps)_2TX

2462MHz_TX

14/05/2020

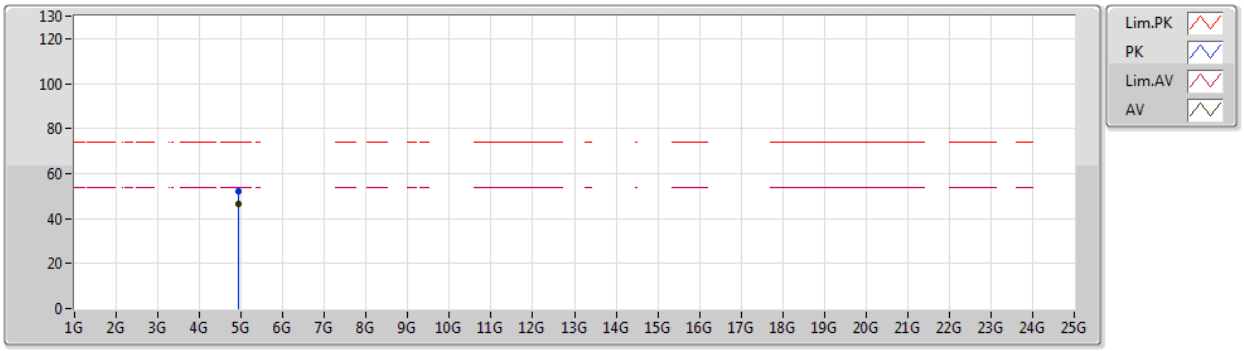

Type	Freq	Level	Limit	Margin	Factor	Dist	Condition	Azimuth	Height	Comment	Raw	AF	CL	PA
	(Hz)	(dBuV/m)	(dBuV/m)	(dB)	(dB)	(m)		(°)	(m)		(dBuV)	(dB)	(dB)	(dB)
AV	4.92397G	46.60	54.00	-7.40	4.57	3	Horizontal	360	2.09	-	42.03	31.20	7.42	34.05
PK	4.92404G	52.12	74.00	-21.88	4.57	3	Horizontal	360	2.09	-	47.55	31.20	7.42	34.05

Remark : Level (dBuV/m) = Raw(Read Level) + AF(Antenna Factor) + CL(Cable Loss) - PA(Preamp Factor)

802.11g_Nss1,(6Mbps)_2TX

2412MHz_TX

14/05/2020

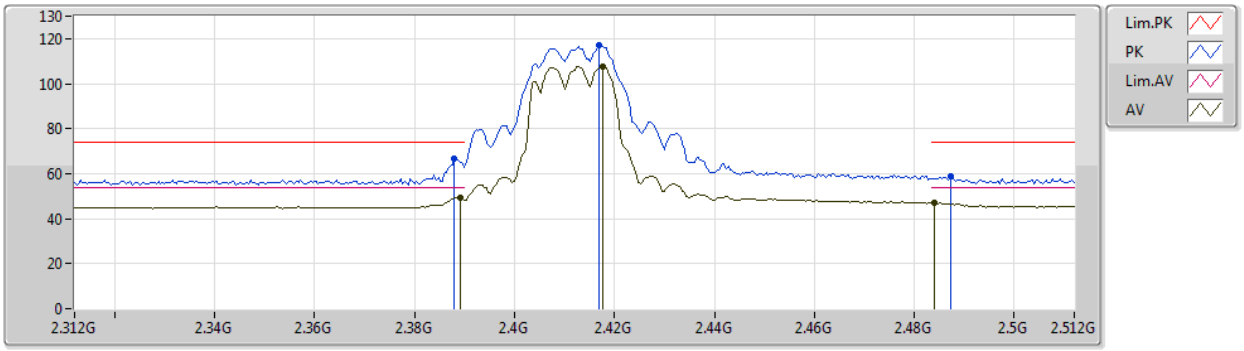

Type	Freq	Level	Limit	Margin	Factor	Dist	Condition	Azimuth	Height	Comment	Raw	AF	CL	PA
	(Hz)	(dBuV/m)	(dBuV/m)	(dB)	(dB)	(m)		(°)	(m)		(dBuV)	(dB)	(dB)	(dB)
AV	2.3892G	49.39	54.00	-4.61	32.72	3	Vertical	33	2.90	-	16.67	27.64	5.08	-
AV	2.4176G	107.76	Inf	-Inf	32.71	3	Vertical	33	2.90	-	75.05	27.58	5.13	-
AV	2.484G	47.00	54.00	-7.00	32.75	3	Vertical	33	2.90	-	14.25	27.52	5.23	-
PK	2.388G	66.81	74.00	-7.19	32.73	3	Vertical	33	2.90	-	34.08	27.65	5.08	-
PK	2.4168G	117.22	Inf	-Inf	32.71	3	Vertical	33	2.90	-	84.51	27.58	5.13	-
PK	2.4872G	59.07	74.00	-14.93	32.74	3	Vertical	33	2.90	-	26.33	27.51	5.23	-

Remark : Level (dBuV/m) = Raw(Read Level) + AF(Antenna Factor) + CL(Cable Loss) - PA(Preamp Factor)

802.11g_Nss1,(6Mbps)_2TX

2412MHz_TX

14/05/2020

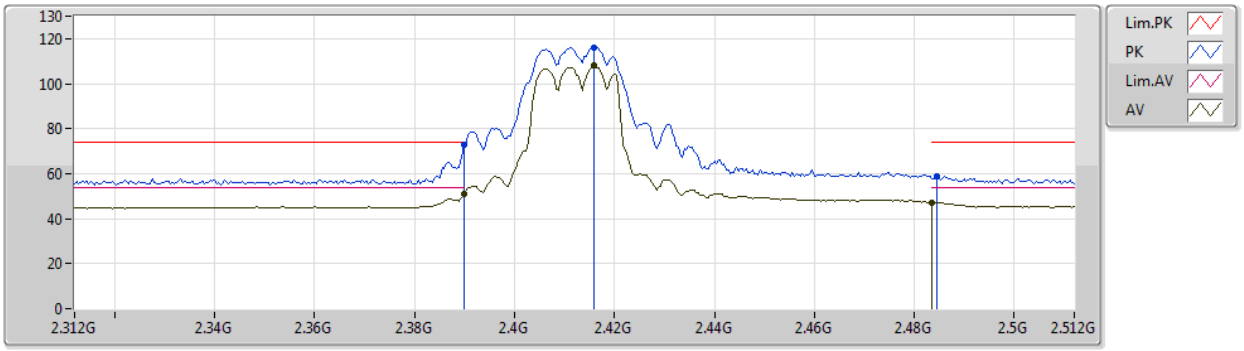

Type	Freq	Level	Limit	Margin	Factor	Dist	Condition	Azimuth	Height	Comment	Raw	AF	CL	PA
	(Hz)	(dBuV/m)	(dBuV/m)	(dB)	(dB)	(m)		(°)	(m)		(dBuV)	(dB)	(dB)	(dB)
AV	2.39G	51.26	54.00	-2.74	32.72	3	Horizontal	14	1.50	-	18.54	27.64	5.08	-
AV	2.416G	108.11	Inf	-Inf	32.70	3	Horizontal	14	1.50	-	75.41	27.58	5.12	-
AV	2.4835G	47.14	54.00	-6.86	32.75	3	Horizontal	14	1.50	-	14.39	27.52	5.23	-
PK	2.39G	72.83	74.00	-1.17	32.72	3	Horizontal	14	1.50	-	40.11	27.64	5.08	-
PK	2.416G	116.20	Inf	-Inf	32.70	3	Horizontal	14	1.50	-	83.50	27.58	5.12	-
PK	2.4844G	58.88	74.00	-15.12	32.75	3	Horizontal	14	1.50	-	26.13	27.52	5.23	-

Remark : Level (dBuV/m) = Raw(Read Level) + AF(Antenna Factor) + CL(Cable Loss) - PA(Preamp Factor)

802.11g_Nss1,(6Mbps)_2TX

2412MHz_TX

14/05/2020

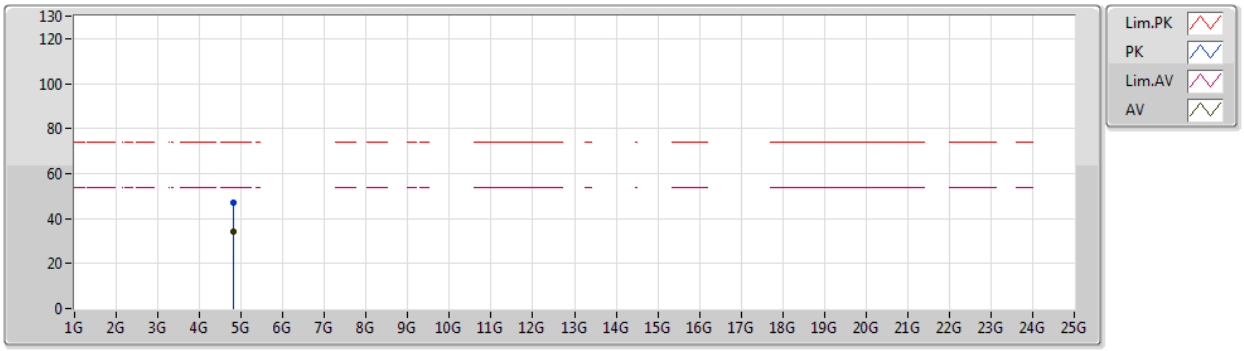

Type	Freq	Level	Limit	Margin	Factor	Dist	Condition	Azimuth	Height	Comment	Raw	AF	CL	PA
	(Hz)	(dBuV/m)	(dBuV/m)	(dB)	(dB)	(m)		(°)	(m)		(dBuV)	(dB)	(dB)	(dB)
AV	4.823G	34.12	54.00	-19.88	4.37	3	Vertical	34	1.49	-	29.75	31.10	7.32	34.05
PK	4.82366G	46.83	74.00	-27.17	4.37	3	Vertical	34	1.49	-	42.46	31.10	7.32	34.05

Remark : Level (dBuV/m) = Raw(Read Level) + AF(Antenna Factor) + CL(Cable Loss) - PA(Preamp Factor)

802.11g_Nss1,(6Mbps)_2TX

2412MHz_TX

14/05/2020

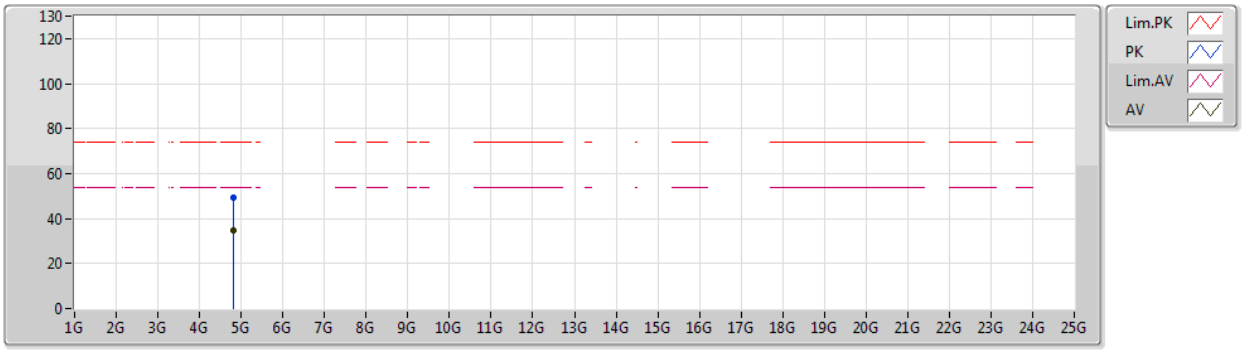

Type	Freq	Level	Limit	Margin	Factor	Dist	Condition	Azimuth	Height	Comment	Raw	AF	CL	PA
	(Hz)	(dBuV/m)	(dBuV/m)	(dB)	(dB)	(m)		(°)	(m)		(dBuV)	(dB)	(dB)	(dB)
AV	4.82308G	34.96	54.00	-19.04	4.37	3	Horizontal	357	2.26	-	30.59	31.10	7.32	34.05
PK	4.82307G	49.40	74.00	-24.60	4.37	3	Horizontal	357	2.26	-	45.03	31.10	7.32	34.05

Remark : Level (dBuV/m) = Raw(Read Level) + AF(Antenna Factor) + CL(Cable Loss) - PA(Preamp Factor)

802.11g_Nss1,(6Mbps)_2TX

2417MHz_TX

14/05/2020

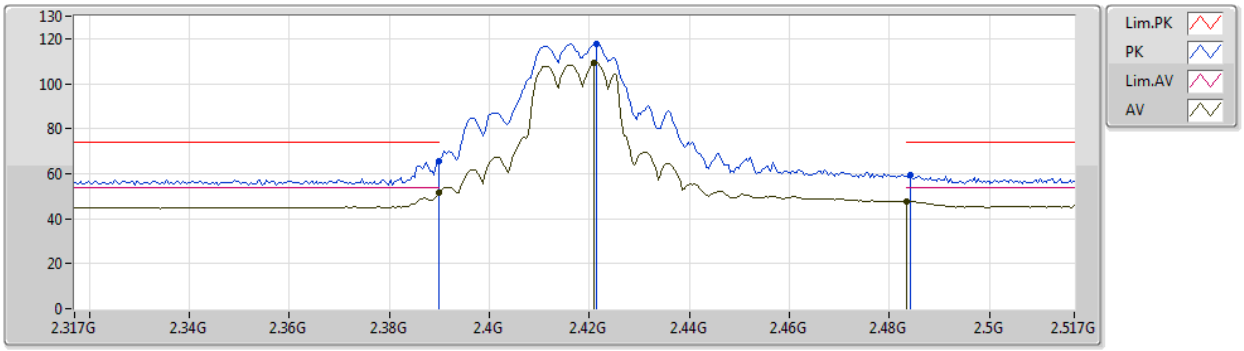

Type	Freq	Level	Limit	Margin	Factor	Dist	Condition	Azimuth	Height	Comment	Raw	AF	CL	PA
	(Hz)	(dBuV/m)	(dBuV/m)	(dB)	(dB)	(m)		(°)	(m)		(dBuV)	(dB)	(dB)	(dB)
AV	2.3898G	51.30	54.00	-2.70	32.72	3	Vertical	35	1.50	-	18.58	27.64	5.08	-
AV	2.421G	109.36	Inf	-Inf	32.71	3	Vertical	35	1.50	-	76.65	27.58	5.13	-
AV	2.4835G	47.51	54.00	-6.49	32.75	3	Vertical	35	1.50	-	14.76	27.52	5.23	-
PK	2.3898G	65.49	74.00	-8.51	32.72	3	Vertical	35	1.50	-	32.77	27.64	5.08	-
PK	2.4214G	117.64	Inf	-Inf	32.71	3	Vertical	35	1.50	-	84.93	27.58	5.13	-
PK	2.4842G	59.12	74.00	-14.88	32.75	3	Vertical	35	1.50	-	26.37	27.52	5.23	-

Remark : Level (dBuV/m) = Raw(Read Level) + AF(Antenna Factor) + CL(Cable Loss) - PA(Preamp Factor)

802.11g_Nss1,(6Mbps)_2TX

2417MHz_TX

14/05/2020

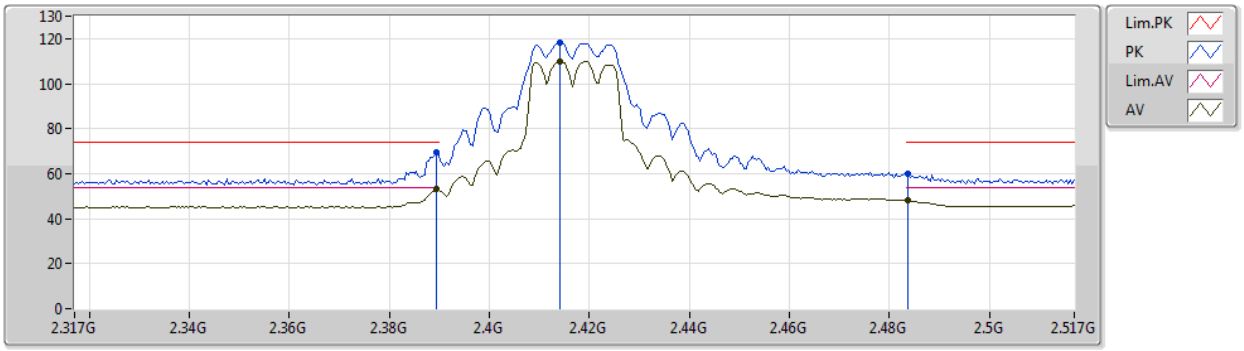

Type	Freq	Level	Limit	Margin	Factor	Dist	Condition	Azimuth	Height	Comment	Raw	AF	CL	PA
	(Hz)	(dBuV/m)	(dBuV/m)	(dB)	(dB)	(m)		(°)	(m)		(dBuV)	(dB)	(dB)	(dB)
AV	2.3894G	53.07	54.00	-0.93	32.72	3	Horizontal	15	1.00	-	20.35	27.64	5.08	-
AV	2.4142G	110.07	Inf	-Inf	32.71	3	Horizontal	15	1.00	-	77.36	27.59	5.12	-
AV	2.4838G	48.05	54.00	-5.95	32.75	3	Horizontal	15	1.00	-	15.30	27.52	5.23	-
PK	2.3894G	69.35	74.00	-4.65	32.72	3	Horizontal	15	1.00	-	36.63	27.64	5.08	-
PK	2.4142G	118.31	Inf	-Inf	32.71	3	Horizontal	15	1.00	-	85.60	27.59	5.12	-
PK	2.4838G	59.80	74.00	-14.20	32.75	3	Horizontal	15	1.00	-	27.05	27.52	5.23	-

Remark : Level (dBuV/m) = Raw(Read Level) + AF(Antenna Factor) + CL(Cable Loss) - PA(Preamp Factor)

802.11g_Nss1,(6Mbps)_2TX

2437MHz_TX

14/05/2020

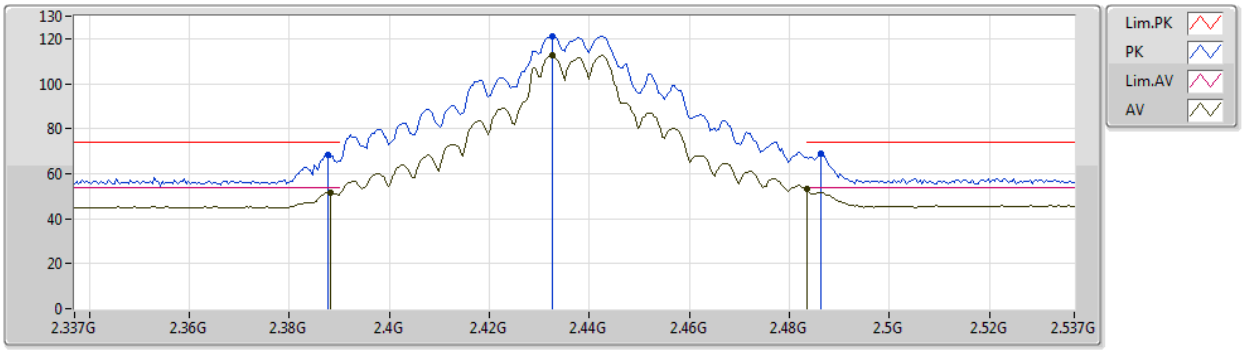

Type	Freq	Level	Limit	Margin	Factor	Dist	Condition	Azimuth	Height	Comment	Raw	AF	CL	PA
	(Hz)	(dBuV/m)	(dBuV/m)	(dB)	(dB)	(m)		(°)	(m)		(dBuV)	(dB)	(dB)	(dB)
AV	2.3882G	51.74	54.00	-2.26	32.73	3	Vertical	30	3.00	-	19.01	27.65	5.08	-
AV	2.4326G	112.54	Inf	-Inf	32.72	3	Vertical	30	3.00	-	79.82	27.57	5.15	-
AV	2.4835G	53.20	54.00	-0.80	32.75	3	Vertical	30	3.00	-	20.45	27.52	5.23	-
PK	2.3878G	68.34	74.00	-5.66	32.73	3	Vertical	30	3.00	-	35.61	27.65	5.08	-
PK	2.4326G	121.26	Inf	-Inf	32.72	3	Vertical	30	3.00	-	88.54	27.57	5.15	-
PK	2.4862G	68.94	74.00	-5.06	32.74	3	Vertical	30	3.00	-	36.20	27.51	5.23	-

Remark : Level (dBuV/m) = Raw(Read Level) + AF(Antenna Factor) + CL(Cable Loss) - PA(Preamp Factor)

802.11g_Nss1,(6Mbps)_2TX

2437MHz_TX

14/05/2020

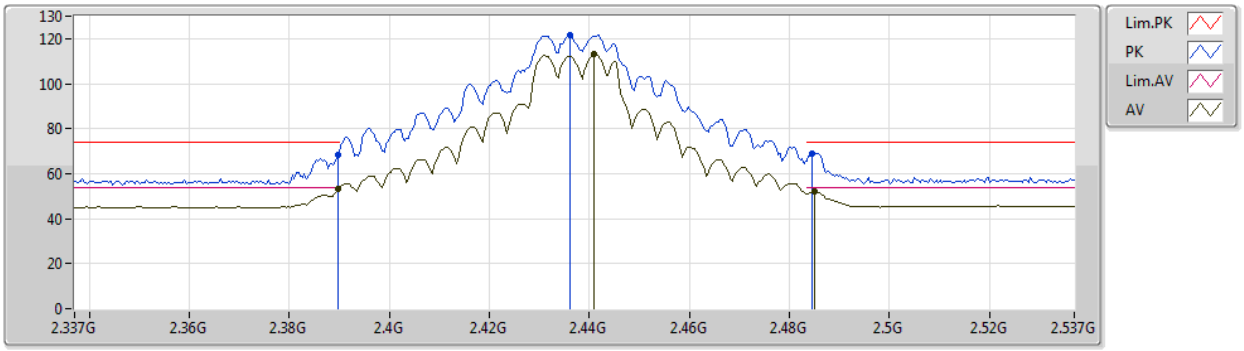

Type	Freq	Level	Limit	Margin	Factor	Dist	Condition	Azimuth	Height	Comment	Raw	AF	CL	PA
	(Hz)	(dBuV/m)	(dBuV/m)	(dB)	(dB)	(m)		(°)	(m)		(dBuV)	(dB)	(dB)	(dB)
AV	2.3898G	53.13	54.00	-0.87	32.72	3	Horizontal	14	1.50	-	20.41	27.64	5.08	-
AV	2.441G	113.04	Inf	-Inf	32.72	3	Horizontal	14	1.50	-	80.32	27.56	5.16	-
AV	2.485G	52.12	54.00	-1.88	32.75	3	Horizontal	14	1.50	-	19.37	27.52	5.23	-
PK	2.3898G	68.64	74.00	-5.36	32.72	3	Horizontal	14	1.50	-	35.92	27.64	5.08	-
PK	2.4362G	121.71	Inf	-Inf	32.71	3	Horizontal	14	1.50	-	89.00	27.56	5.15	-
PK	2.4846G	69.13	74.00	-4.87	32.75	3	Horizontal	14	1.50	-	36.38	27.52	5.23	-

Remark : Level (dBuV/m) = Raw(Read Level) + AF(Antenna Factor) + CL(Cable Loss) - PA(Preamp Factor)

802.11g_Nss1,(6Mbps)_2TX

2437MHz_TX

14/05/2020

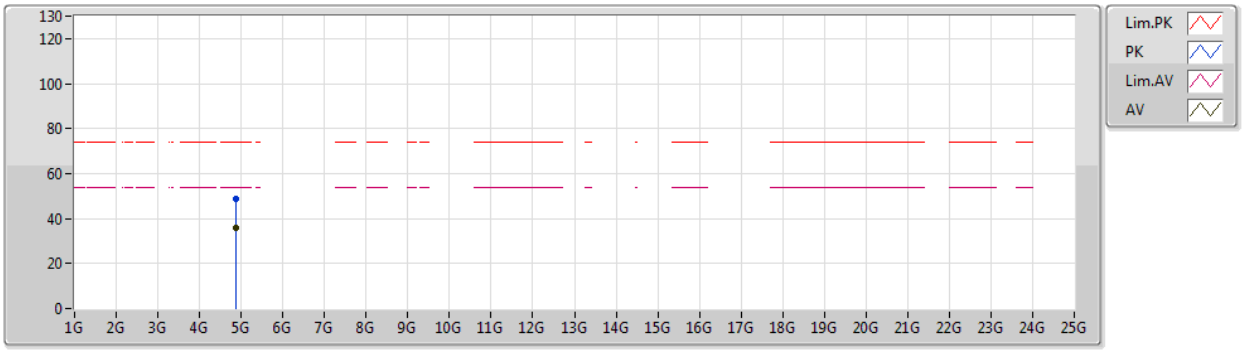

Type	Freq	Level	Limit	Margin	Factor	Dist	Condition	Azimuth	Height	Comment	Raw	AF	CL	PA
	(Hz)	(dBuV/m)	(dBuV/m)	(dB)	(dB)	(m)		(°)	(m)		(dBuV)	(dB)	(dB)	(dB)
AV	4.87304G	35.63	54.00	-18.37	4.42	3	Vertical	29	1.00	-	31.21	31.10	7.37	34.05
PK	4.87408G	48.65	74.00	-25.35	4.42	3	Vertical	29	1.00	-	44.23	31.10	7.37	34.05

Remark : Level (dBuV/m) = Raw(Read Level) + AF(Antenna Factor) + CL(Cable Loss) - PA(Preamp Factor)

802.11g_Nss1,(6Mbps)_2TX

2437MHz_TX

14/05/2020

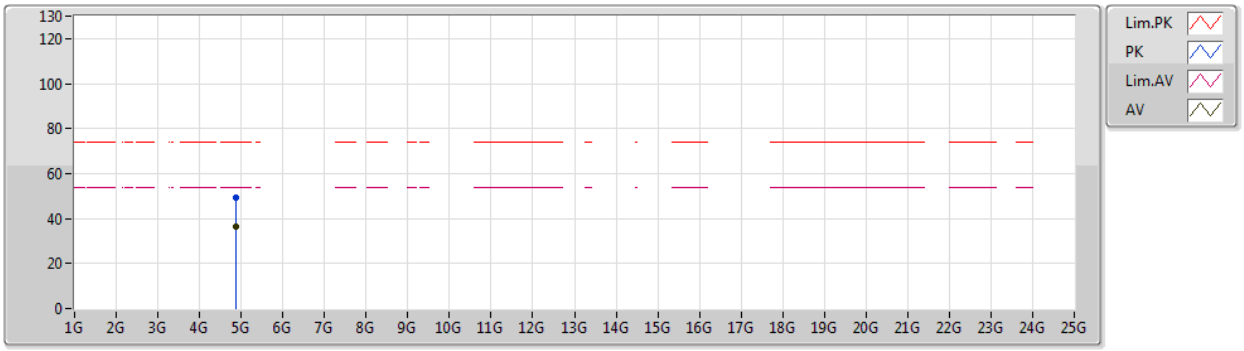

Type	Freq	Level	Limit	Margin	Factor	Dist	Condition	Azimuth	Height	Comment	Raw	AF	CL	PA
	(Hz)	(dBuV/m)	(dBuV/m)	(dB)	(dB)	(m)		(°)	(m)		(dBuV)	(dB)	(dB)	(dB)
AV	4.8744G	36.61	54.00	-17.39	4.42	3	Horizontal	351	2.22	-	32.19	31.10	7.37	34.05
PK	4.87486G	49.40	74.00	-24.60	4.42	3	Horizontal	351	2.22	-	44.98	31.10	7.37	34.05

Remark : Level (dBuV/m) = Raw(Read Level) + AF(Antenna Factor) + CL(Cable Loss) - PA(Preamp Factor)

802.11g_Nss1,(6Mbps)_2TX

2457MHz_TX

14/05/2020

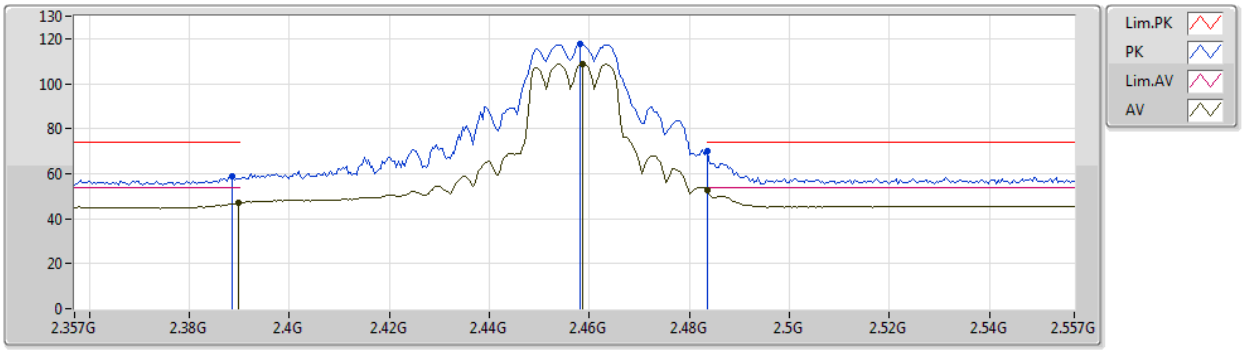

Type	Freq	Level	Limit	Margin	Factor	Dist	Condition	Azimuth	Height	Comment	Raw	AF	CL	PA
	(Hz)	(dBuV/m)	(dBuV/m)	(dB)	(dB)	(m)		(°)	(m)		(dBuV)	(dB)	(dB)	(dB)
AV	2.3898G	47.03	54.00	-6.97	32.72	3	Vertical	34	1.50	-	14.31	27.64	5.08	-
AV	2.4586G	108.78	Inf	-Inf	32.73	3	Vertical	34	1.50	-	76.05	27.54	5.19	-
AV	2.4835G	52.77	54.00	-1.23	32.75	3	Vertical	34	1.50	-	20.02	27.52	5.23	-
PK	2.3886G	58.63	74.00	-15.37	32.73	3	Vertical	34	1.50	-	25.90	27.65	5.08	-
PK	2.4582G	117.40	Inf	-Inf	32.73	3	Vertical	34	1.50	-	84.67	27.54	5.19	-
PK	2.4835G	70.12	74.00	-3.88	32.75	3	Vertical	34	1.50	-	37.37	27.52	5.23	-

Remark : Level (dBuV/m) = Raw(Read Level) + AF(Antenna Factor) + CL(Cable Loss) - PA(Preamp Factor)

802.11g_Nss1,(6Mbps)_2TX

2457MHz_TX

14/05/2020

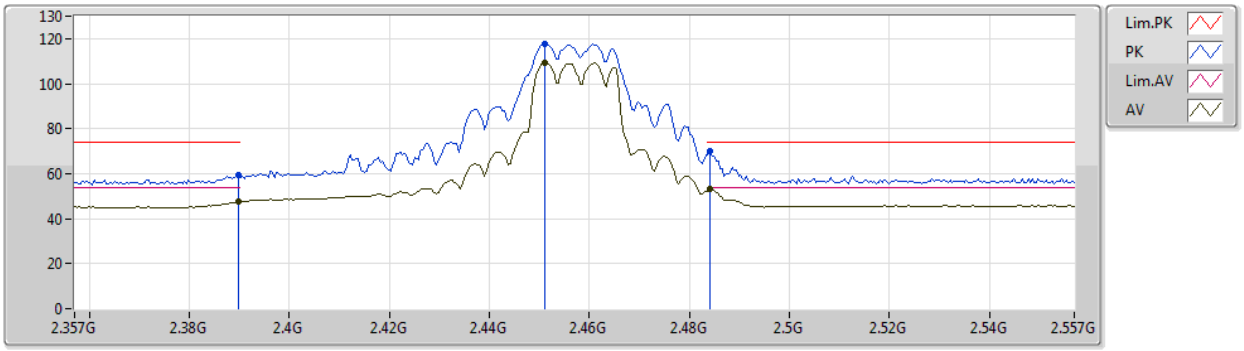

Type	Freq	Level	Limit	Margin	Factor	Dist	Condition	Azimuth	Height	Comment	Raw	AF	CL	PA
	(Hz)	(dBuV/m)	(dBuV/m)	(dB)	(dB)	(m)		(°)	(m)		(dBuV)	(dB)	(dB)	(dB)
AV	2.3898G	47.53	54.00	-6.47	32.72	3	Horizontal	17	1.49	-	14.81	27.64	5.08	-
AV	2.451G	109.47	Inf	-Inf	32.73	3	Horizontal	17	1.49	-	76.74	27.55	5.18	-
AV	2.4842G	53.16	54.00	-0.84	32.75	3	Horizontal	17	1.49	-	20.41	27.52	5.23	-
PK	2.3898G	59.34	74.00	-14.66	32.72	3	Horizontal	17	1.49	-	26.62	27.64	5.08	-
PK	2.451G	117.94	Inf	-Inf	32.73	3	Horizontal	17	1.49	-	85.21	27.55	5.18	-
PK	2.4842G	69.89	74.00	-4.11	32.75	3	Horizontal	17	1.49	-	37.14	27.52	5.23	-

Remark : Level (dBuV/m) = Raw(Read Level) + AF(Antenna Factor) + CL(Cable Loss) - PA(Preamp Factor)

802.11g_Nss1,(6Mbps)_2TX

2462MHz_TX

14/05/2020

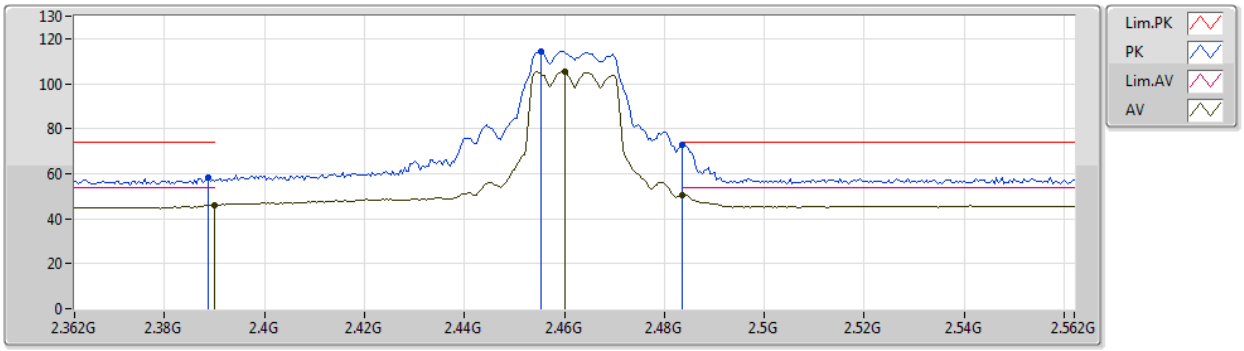

Type	Freq	Level	Limit	Margin	Factor	Dist	Condition	Azimuth	Height	Comment	Raw	AF	CL	PA
	(Hz)	(dBuV/m)	(dBuV/m)	(dB)	(dB)	(m)		(°)	(m)		(dBuV)	(dB)	(dB)	(dB)
AV	2.39G	45.98	54.00	-8.02	32.72	3	Vertical	28	3.00	-	13.26	27.64	5.08	-
AV	2.46G	105.24	Inf	-Inf	32.73	3	Vertical	28	3.00	-	72.51	27.54	5.19	-
AV	2.4835G	50.44	54.00	-3.56	32.75	3	Vertical	28	3.00	-	17.69	27.52	5.23	-
PK	2.3888G	58.27	74.00	-15.73	32.72	3	Vertical	28	3.00	-	25.55	27.64	5.08	-
PK	2.4552G	114.59	Inf	-Inf	32.72	3	Vertical	28	3.00	-	81.87	27.54	5.18	-
PK	2.4835G	72.90	74.00	-1.10	32.75	3	Vertical	28	3.00	-	40.15	27.52	5.23	-

Remark : Level (dBuV/m) = Raw(Read Level) + AF(Antenna Factor) + CL(Cable Loss) - PA(Preamp Factor)

802.11g_Nss1,(6Mbps)_2TX

2462MHz_TX

14/05/2020

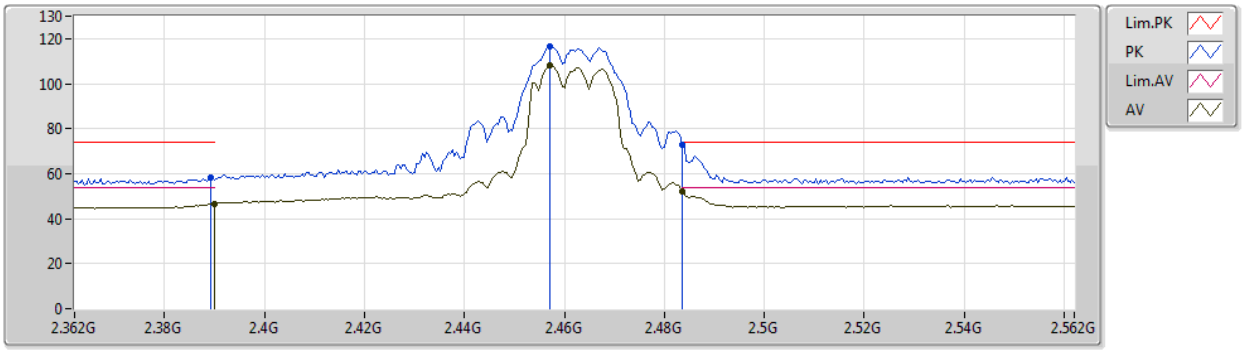

Type	Freq	Level	Limit	Margin	Factor	Dist	Condition	Azimuth	Height	Comment	Raw	AF	CL	PA
	(Hz)	(dBuV/m)	(dBuV/m)	(dB)	(dB)	(m)		(°)	(m)		(dBuV)	(dB)	(dB)	(dB)
AV	2.39G	46.50	54.00	-7.50	32.72	3	Horizontal	360	3.00	-	13.78	27.64	5.08	-
AV	2.4572G	108.00	Inf	-Inf	32.73	3	Horizontal	360	3.00	-	75.27	27.54	5.19	-
AV	2.4835G	52.27	54.00	-1.73	32.75	3	Horizontal	360	3.00	-	19.52	27.52	5.23	-
PK	2.3892G	58.12	74.00	-15.88	32.72	3	Horizontal	360	3.00	-	25.40	27.64	5.08	-
PK	2.4572G	116.33	Inf	-Inf	32.73	3	Horizontal	360	3.00	-	83.60	27.54	5.19	-
PK	2.4835G	73.09	74.00	-0.91	32.75	3	Horizontal	360	3.00	-	40.34	27.52	5.23	-

Remark : Level (dBuV/m) = Raw(Read Level) + AF(Antenna Factor) + CL(Cable Loss) - PA(Preamp Factor)

802.11g_Nss1,(6Mbps)_2TX

2462MHz_TX

14/05/2020

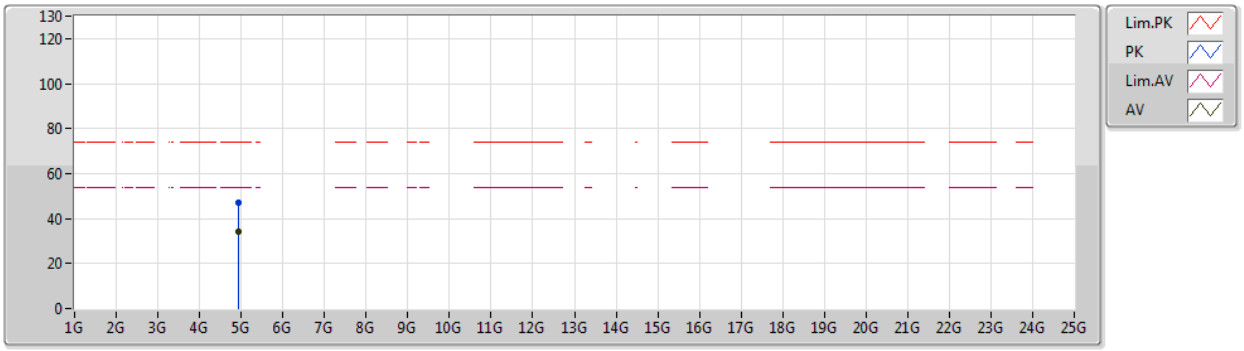

Type	Freq	Level	Limit	Margin	Factor	Dist	Condition	Azimuth	Height	Comment	Raw	AF	CL	PA
	(Hz)	(dBuV/m)	(dBuV/m)	(dB)	(dB)	(m)		(°)	(m)		(dBuV)	(dB)	(dB)	(dB)
AV	4.92462G	34.08	54.00	-19.92	4.57	3	Vertical	0	2.75	-	29.51	31.20	7.42	34.05
PK	4.92441G	47.01	74.00	-26.99	4.57	3	Vertical	0	2.75	-	42.44	31.20	7.42	34.05

Remark : Level (dBuV/m) = Raw(Read Level) + AF(Antenna Factor) + CL(Cable Loss) - PA(Preamp Factor)

802.11g_Nss1,(6Mbps)_2TX

2462MHz_TX

14/05/2020

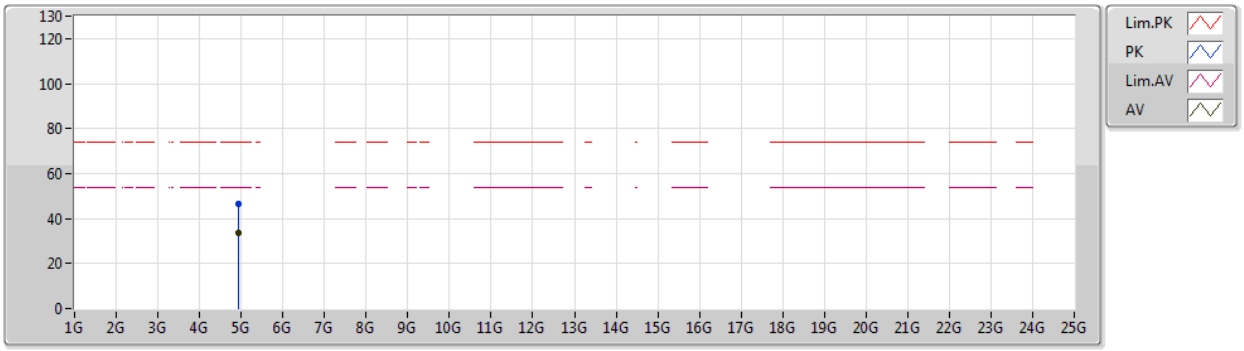

Type	Freq	Level	Limit	Margin	Factor	Dist	Condition	Azimuth	Height	Comment	Raw	AF	CL	PA
	(Hz)	(dBuV/m)	(dBuV/m)	(dB)	(dB)	(m)		(°)	(m)		(dBuV)	(dB)	(dB)	(dB)
AV	4.92308G	33.79	54.00	-20.21	4.56	3	Horizontal	265	1.50	-	29.23	31.19	7.42	34.05
PK	4.9233G	46.57	74.00	-27.43	4.56	3	Horizontal	265	1.50	-	42.01	31.19	7.42	34.05

Remark : Level (dBuV/m) = Raw(Read Level) + AF(Antenna Factor) + CL(Cable Loss) - PA(Preamp Factor)

802.11ax HEW20_Nss1,(MCS0)_2TX

2412MHz_TX

14/05/2020

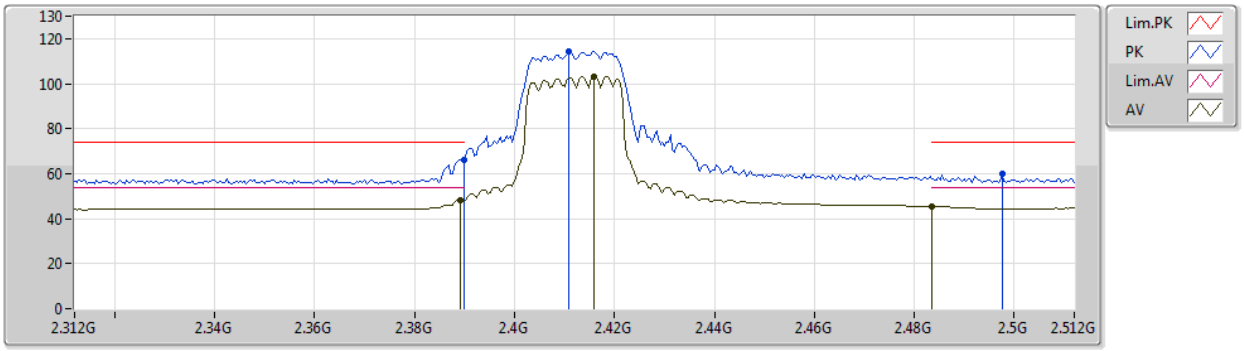

Type	Freq	Level	Limit	Margin	Factor	Dist	Condition	Azimuth	Height	Comment	Raw	AF	CL	PA
	(Hz)	(dBuV/m)	(dBuV/m)	(dB)	(dB)	(m)		(°)	(m)		(dBuV)	(dB)	(dB)	(dB)
AV	2.3892G	48.24	54.00	-5.76	32.72	3	Vertical	15	3.00	-	15.52	27.64	5.08	-
AV	2.416G	103.26	Inf	-Inf	32.70	3	Vertical	15	3.00	-	70.56	27.58	5.12	-
AV	2.4835G	45.43	54.00	-8.57	32.75	3	Vertical	15	3.00	-	12.68	27.52	5.23	-
PK	2.39G	66.33	74.00	-7.67	32.72	3	Vertical	15	3.00	-	33.61	27.64	5.08	-
PK	2.4108G	114.17	Inf	-Inf	32.71	3	Vertical	15	3.00	-	81.46	27.59	5.12	-
PK	2.4976G	59.78	74.00	-14.22	32.75	3	Vertical	15	3.00	-	27.03	27.50	5.25	-

Remark : Level (dBuV/m) = Raw(Read Level) + AF(Antenna Factor) + CL(Cable Loss) - PA(Preamp Factor)

802.11ax HEW20_Nss1,(MCS0)_2TX

2412MHz_TX

14/05/2020

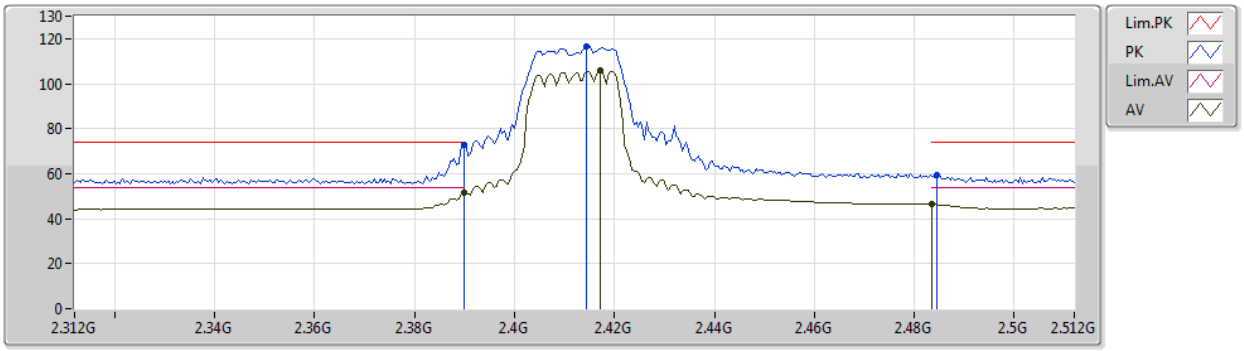

Type	Freq	Level	Limit	Margin	Factor	Dist	Condition	Azimuth	Height	Comment	Raw	AF	CL	PA
	(Hz)	(dBuV/m)	(dBuV/m)	(dB)	(dB)	(m)		(°)	(m)		(dBuV)	(dB)	(dB)	(dB)
AV	2.39G	51.63	54.00	-2.37	32.72	3	Horizontal	360	3.00	-	18.91	27.64	5.08	-
AV	2.4172G	105.66	Inf	-Inf	32.71	3	Horizontal	360	3.00	-	72.95	27.58	5.13	-
AV	2.4835G	46.27	54.00	-7.73	32.75	3	Horizontal	360	3.00	-	13.52	27.52	5.23	-
PK	2.39G	72.88	74.00	-1.12	32.72	3	Horizontal	360	3.00	-	40.16	27.64	5.08	-
PK	2.4144G	116.80	Inf	-Inf	32.71	3	Horizontal	360	3.00	-	84.09	27.59	5.12	-
PK	2.4844G	59.24	74.00	-14.76	32.75	3	Horizontal	360	3.00	-	26.49	27.52	5.23	-

Remark : Level (dBuV/m) = Raw(Read Level) + AF(Antenna Factor) + CL(Cable Loss) - PA(Preamp Factor)

802.11ax HEW20_Nss1,(MCS0)_2TX

2412MHz_TX

14/05/2020

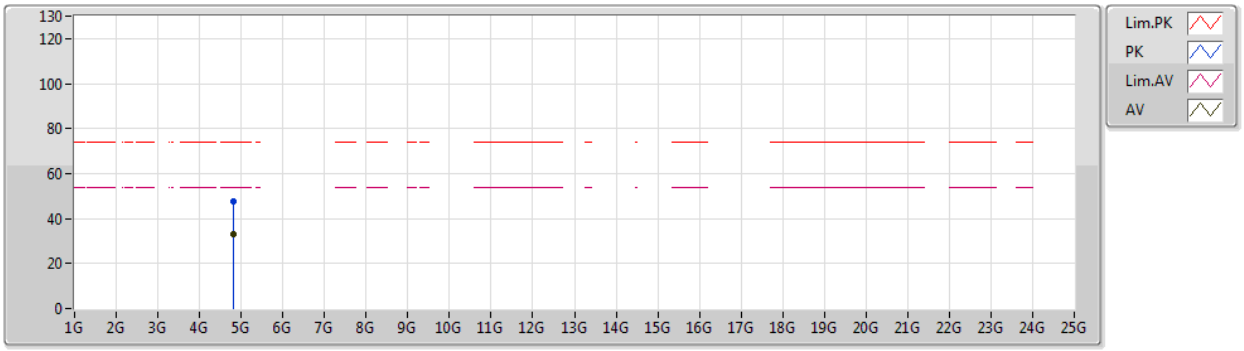

Type	Freq	Level	Limit	Margin	Factor	Dist	Condition	Azimuth	Height	Comment	Raw	AF	CL	PA
	(Hz)	(dBuV/m)	(dBuV/m)	(dB)	(dB)	(m)		(°)	(m)		(dBuV)	(dB)	(dB)	(dB)
AV	4.82302G	32.95	54.00	-21.05	4.37	3	Vertical	348	1.18	-	28.58	31.10	7.32	34.05
PK	4.82414G	47.57	74.00	-26.43	4.37	3	Vertical	348	1.18	-	43.20	31.10	7.32	34.05

Remark : Level (dBuV/m) = Raw(Read Level) + AF(Antenna Factor) + CL(Cable Loss) - PA(Preamp Factor)

802.11ax HEW20_Nss1,(MCS0)_2TX

2412MHz_TX

14/05/2020

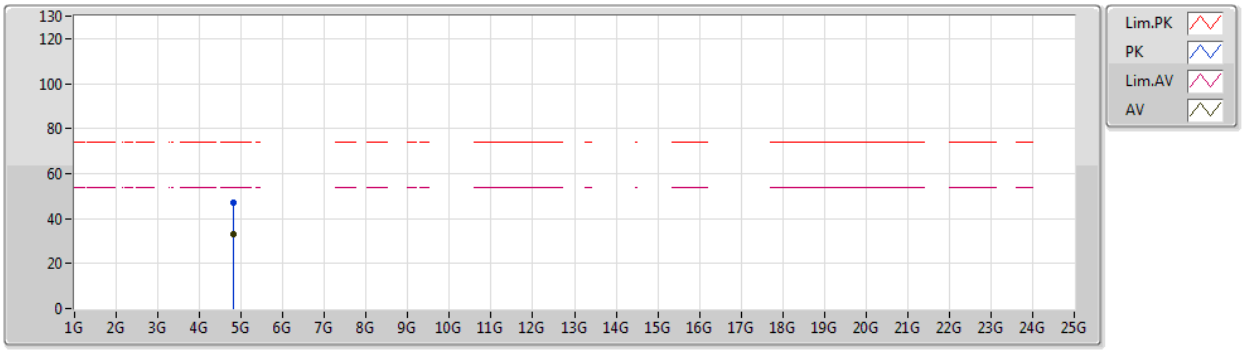

Type	Freq	Level	Limit	Margin	Factor	Dist	Condition	Azimuth	Height	Comment	Raw	AF	CL	PA
	(Hz)	(dBuV/m)	(dBuV/m)	(dB)	(dB)	(m)		(°)	(m)		(dBuV)	(dB)	(dB)	(dB)
AV	4.82302G	32.89	54.00	-21.11	4.37	3	Horizontal	145	1.50	-	28.52	31.10	7.32	34.05
PK	4.82324G	47.04	74.00	-26.96	4.37	3	Horizontal	145	1.50	-	42.67	31.10	7.32	34.05

Remark : Level (dBuV/m) = Raw(Read Level) + AF(Antenna Factor) + CL(Cable Loss) - PA(Preamp Factor)

802.11ax HEW20_Nss1,(MCS0)_2TX

2417MHz_TX

14/05/2020

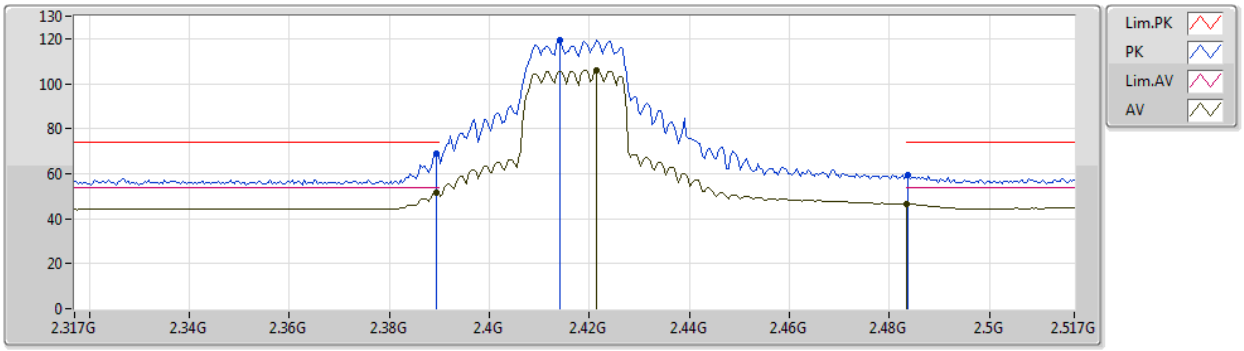

Type	Freq	Level	Limit	Margin	Factor	Dist	Condition	Azimuth	Height	Comment	Raw	AF	CL	PA
	(Hz)	(dBuV/m)	(dBuV/m)	(dB)	(dB)	(m)		(°)	(m)		(dBuV)	(dB)	(dB)	(dB)
AV	2.3894G	51.77	54.00	-2.23	32.72	3	Vertical	37	1.50	-	19.05	27.64	5.08	-
AV	2.4214G	106.07	Inf	-Inf	32.71	3	Vertical	37	1.50	-	73.36	27.58	5.13	-
AV	2.4835G	46.54	54.00	-7.46	32.75	3	Vertical	37	1.50	-	13.79	27.52	5.23	-
PK	2.3894G	69.18	74.00	-4.82	32.72	3	Vertical	37	1.50	-	36.46	27.64	5.08	-
PK	2.4142G	119.26	Inf	-Inf	32.71	3	Vertical	37	1.50	-	86.55	27.59	5.12	-
PK	2.4838G	59.20	74.00	-14.80	32.75	3	Vertical	37	1.50	-	26.45	27.52	5.23	-

Remark : Level (dBuV/m) = Raw(Read Level) + AF(Antenna Factor) + CL(Cable Loss) - PA(Preamp Factor)

802.11ax HEW20_Nss1,(MCS0)_2TX

2417MHz_TX

14/05/2020

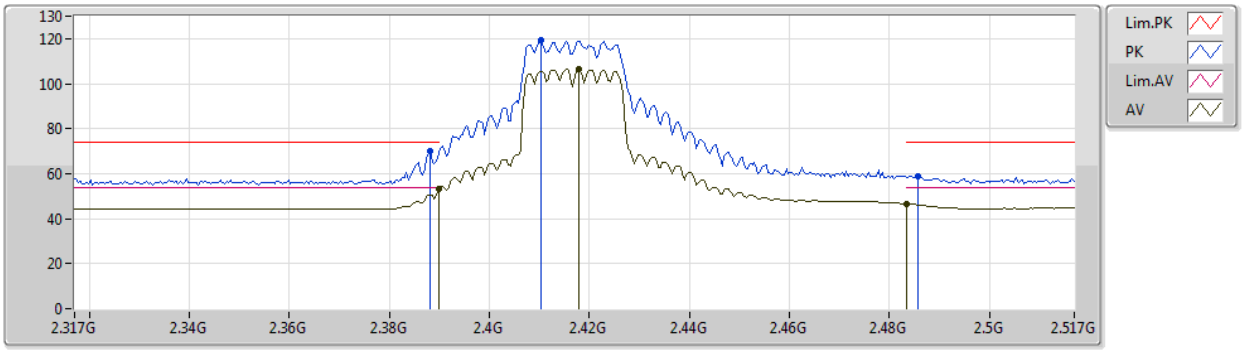

Type	Freq	Level	Limit	Margin	Factor	Dist	Condition	Azimuth	Height	Comment	Raw	AF	CL	PA
	(Hz)	(dBuV/m)	(dBuV/m)	(dB)	(dB)	(m)		(°)	(m)		(dBuV)	(dB)	(dB)	(dB)
AV	2.3898G	53.18	54.00	-0.82	32.72	3	Horizontal	19	1.50	-	20.46	27.64	5.08	-
AV	2.4178G	106.27	Inf	-Inf	32.71	3	Horizontal	19	1.50	-	73.56	27.58	5.13	-
AV	2.4835G	46.55	54.00	-7.45	32.75	3	Horizontal	19	1.50	-	13.80	27.52	5.23	-
PK	2.3882G	69.79	74.00	-4.21	32.73	3	Horizontal	19	1.50	-	37.06	27.65	5.08	-
PK	2.4102G	119.31	Inf	-Inf	32.71	3	Horizontal	19	1.50	-	86.60	27.59	5.12	-
PK	2.4858G	58.93	74.00	-15.07	32.74	3	Horizontal	19	1.50	-	26.19	27.51	5.23	-

Remark : Level (dBuV/m) = Raw(Read Level) + AF(Antenna Factor) + CL(Cable Loss) - PA(Preamp Factor)

802.11ax HEW20_Nss1,(MCS0)_2TX

2437MHz_TX

14/05/2020

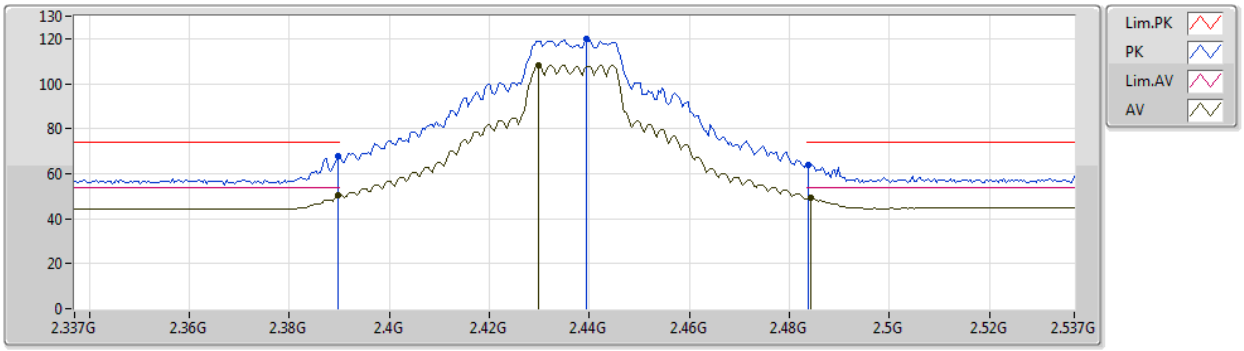

Type	Freq	Level	Limit	Margin	Factor	Dist	Condition	Azimuth	Height	Comment	Raw	AF	CL	PA
	(Hz)	(dBuV/m)	(dBuV/m)	(dB)	(dB)	(m)		(°)	(m)		(dBuV)	(dB)	(dB)	(dB)
AV	2.3898G	50.18	54.00	-3.82	32.72	3	Vertical	22	2.99	-	17.46	27.64	5.08	-
AV	2.4298G	108.13	Inf	-Inf	32.71	3	Vertical	22	2.99	-	75.42	27.57	5.14	-
AV	2.4842G	49.46	54.00	-4.54	32.75	3	Vertical	22	2.99	-	16.71	27.52	5.23	-
PK	2.3898G	67.77	74.00	-6.23	32.72	3	Vertical	22	2.99	-	35.05	27.64	5.08	-
PK	2.4394G	119.85	Inf	-Inf	32.72	3	Vertical	22	2.99	-	87.13	27.56	5.16	-
PK	2.4838G	64.11	74.00	-9.89	32.75	3	Vertical	22	2.99	-	31.36	27.52	5.23	-

Remark : Level (dBuV/m) = Raw(Read Level) + AF(Antenna Factor) + CL(Cable Loss) - PA(Preamp Factor)

802.11ax HEW20_Nss1,(MCS0)_2TX

2437MHz_TX

14/05/2020

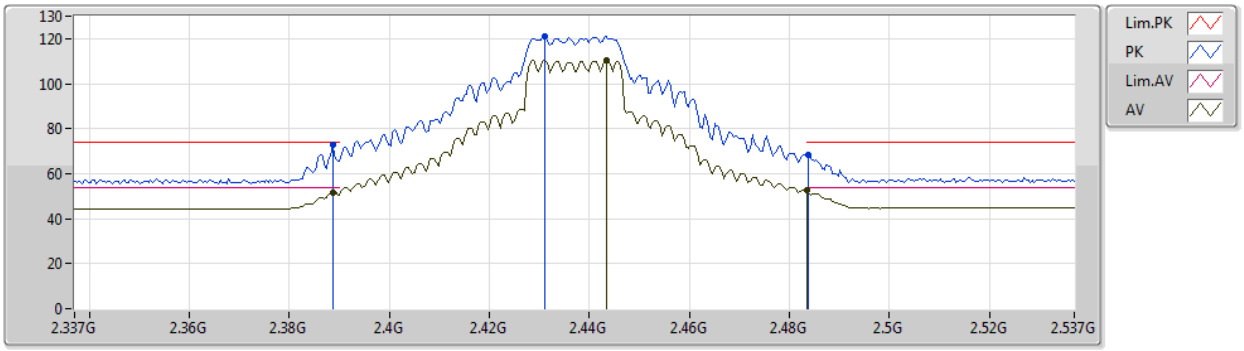

Type	Freq	Level	Limit	Margin	Factor	Dist	Condition	Azimuth	Height	Comment	Raw	AF	CL	PA
	(Hz)	(dBuV/m)	(dBuV/m)	(dB)	(dB)	(m)		(°)	(m)		(dBuV)	(dB)	(dB)	(dB)
AV	2.3886G	51.79	54.00	-2.21	32.73	3	Horizontal	360	3.00	-	19.06	27.65	5.08	-
AV	2.4434G	110.34	Inf	-Inf	32.73	3	Horizontal	360	3.00	-	77.61	27.56	5.17	-
AV	2.4835G	52.42	54.00	-1.58	32.75	3	Horizontal	360	3.00	-	19.67	27.52	5.23	-
PK	2.3886G	72.94	74.00	-1.06	32.73	3	Horizontal	360	3.00	-	40.21	27.65	5.08	-
PK	2.431G	120.90	Inf	-Inf	32.72	3	Horizontal	360	3.00	-	88.18	27.57	5.15	-
PK	2.4838G	68.60	74.00	-5.40	32.75	3	Horizontal	360	3.00	-	35.85	27.52	5.23	-

Remark : Level (dBuV/m) = Raw(Read Level) + AF(Antenna Factor) + CL(Cable Loss) - PA(Preamp Factor)

802.11ax HEW20_Nss1,(MCS0)_2TX

2437MHz_TX

14/05/2020

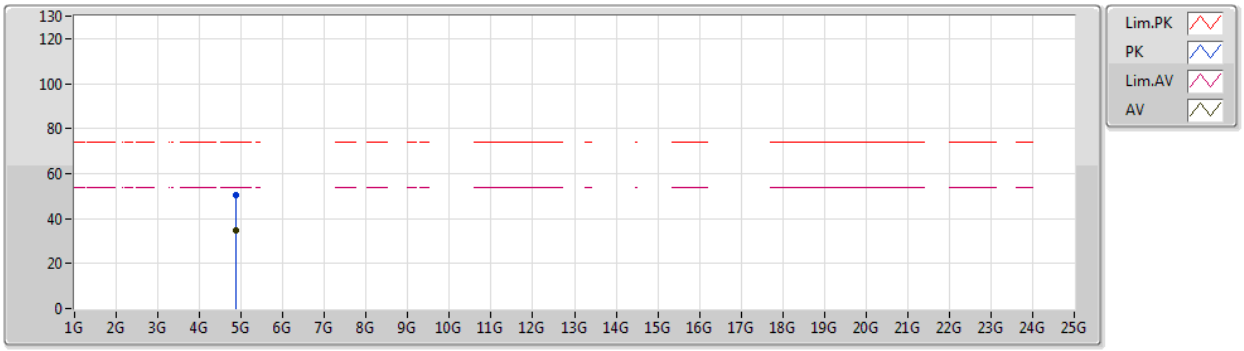

Type	Freq	Level	Limit	Margin	Factor	Dist	Condition	Azimuth	Height	Comment	Raw	AF	CL	PA
	(Hz)	(dBuV/m)	(dBuV/m)	(dB)	(dB)	(m)		(°)	(m)		(dBuV)	(dB)	(dB)	(dB)
AV	4.87441G	34.54	54.00	-19.46	4.42	3	Vertical	338	2.97	-	30.12	31.10	7.37	34.05
PK	4.87475G	50.67	74.00	-23.33	4.42	3	Vertical	338	2.97	-	46.25	31.10	7.37	34.05

Remark : Level (dBuV/m) = Raw(Read Level) + AF(Antenna Factor) + CL(Cable Loss) - PA(Preamp Factor)

802.11ax HEW20_Nss1,(MCS0)_2TX

2437MHz_TX

14/05/2020

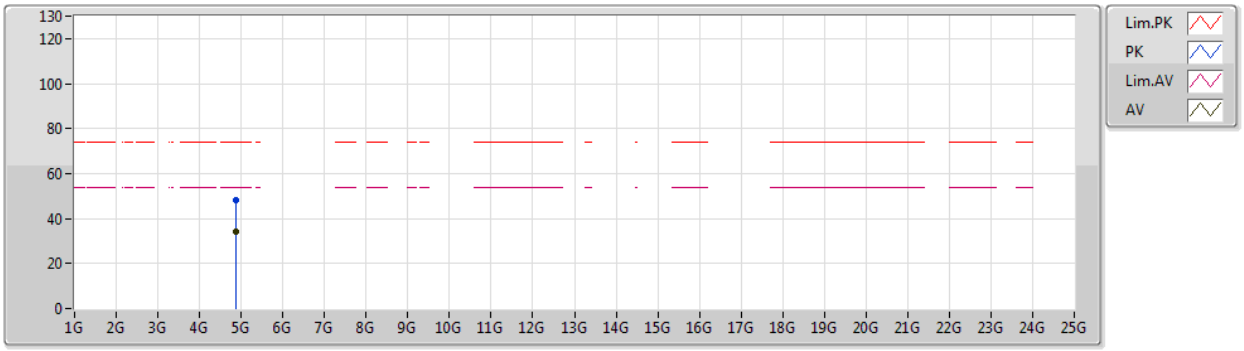

Type	Freq	Level	Limit	Margin	Factor	Dist	Condition	Azimuth	Height	Comment	Raw	AF	CL	PA
	(Hz)	(dBuV/m)	(dBuV/m)	(dB)	(dB)	(m)		(°)	(m)		(dBuV)	(dB)	(dB)	(dB)
AV	4.87301G	34.12	54.00	-19.88	4.42	3	Horizontal	0	2.75	-	29.70	31.10	7.37	34.05
PK	4.87331G	48.20	74.00	-25.80	4.42	3	Horizontal	0	2.75	-	43.78	31.10	7.37	34.05

Remark : Level (dBuV/m) = Raw(Read Level) + AF(Antenna Factor) + CL(Cable Loss) - PA(Preamp Factor)

802.11ax HEW20_Nss1,(MCS0)_2TX

2457MHz_TX

14/05/2020

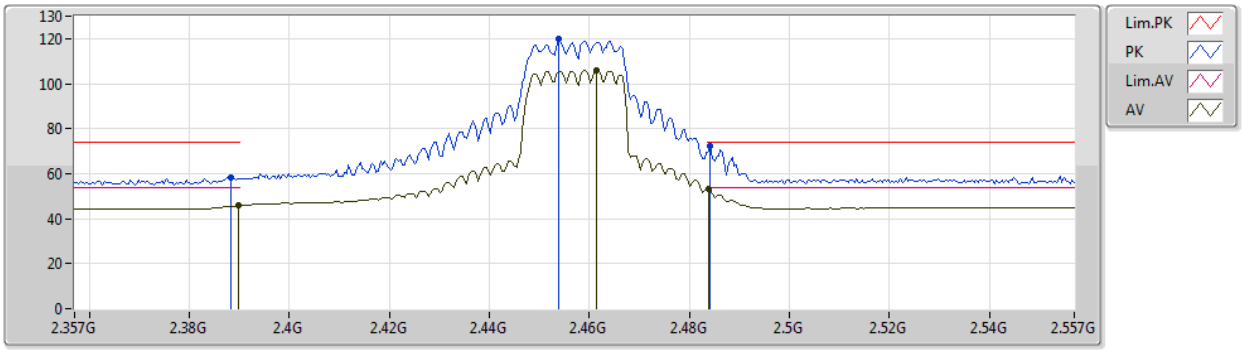

Type	Freq	Level	Limit	Margin	Factor	Dist	Condition	Azimuth	Height	Comment	Raw	AF	CL	PA
	(Hz)	(dBuV/m)	(dBuV/m)	(dB)	(dB)	(m)		(°)	(m)		(dBuV)	(dB)	(dB)	(dB)
AV	2.3898G	45.83	54.00	-8.17	32.72	3	Vertical	44	1.50	-	13.11	27.64	5.08	-
AV	2.4614G	105.88	Inf	-Inf	32.73	3	Vertical	44	1.50	-	73.15	27.54	5.19	-
AV	2.4838G	53.11	54.00	-0.89	32.75	3	Vertical	44	1.50	-	20.36	27.52	5.23	-
PK	2.3882G	58.48	74.00	-15.52	32.73	3	Vertical	44	1.50	-	25.75	27.65	5.08	-
PK	2.4538G	119.96	Inf	-Inf	32.73	3	Vertical	44	1.50	-	87.23	27.55	5.18	-
PK	2.4842G	72.24	74.00	-1.76	32.75	3	Vertical	44	1.50	-	39.49	27.52	5.23	-

Remark : Level (dBuV/m) = Raw(Read Level) + AF(Antenna Factor) + CL(Cable Loss) - PA(Preamp Factor)

802.11ax HEW20_Nss1,(MCS0)_2TX

2457MHz_TX

14/05/2020

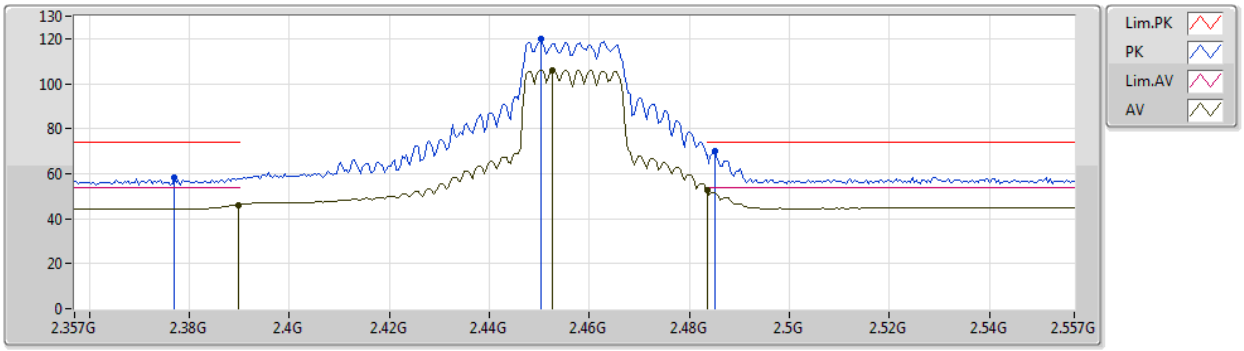

Type	Freq	Level	Limit	Margin	Factor	Dist	Condition	Azimuth	Height	Comment	Raw	AF	CL	PA
	(Hz)	(dBuV/m)	(dBuV/m)	(dB)	(dB)	(m)		(°)	(m)		(dBuV)	(dB)	(dB)	(dB)
AV	2.3898G	46.19	54.00	-7.81	32.72	3	Horizontal	17	1.50	-	13.47	27.64	5.08	-
AV	2.4526G	106.15	Inf	-Inf	32.73	3	Horizontal	17	1.50	-	73.42	27.55	5.18	-
AV	2.4835G	52.86	54.00	-1.14	32.75	3	Horizontal	17	1.50	-	20.11	27.52	5.23	-
PK	2.377G	58.12	74.00	-15.88	32.74	3	Horizontal	17	1.50	-	25.38	27.69	5.05	-
PK	2.4502G	119.93	Inf	-Inf	32.73	3	Horizontal	17	1.50	-	87.20	27.55	5.18	-
PK	2.485G	69.89	74.00	-4.11	32.75	3	Horizontal	17	1.50	-	37.14	27.52	5.23	-

Remark : Level (dBuV/m) = Raw(Read Level) + AF(Antenna Factor) + CL(Cable Loss) - PA(Preamp Factor)

802.11ax HEW20_Nss1,(MCS0)_2TX

2462MHz_TX

14/05/2020

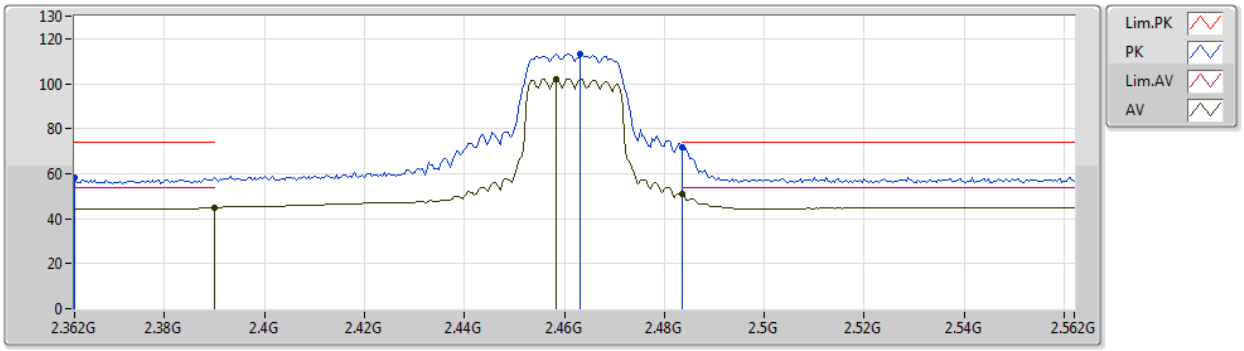

Type	Freq	Level	Limit	Margin	Factor	Dist	Condition	Azimuth	Height	Comment	Raw	AF	CL	PA
	(Hz)	(dBuV/m)	(dBuV/m)	(dB)	(dB)	(m)		(°)	(m)		(dBuV)	(dB)	(dB)	(dB)
AV	2.39G	44.94	54.00	-9.06	32.72	3	Vertical	30	3.00	-	12.22	27.64	5.08	-
AV	2.4584G	102.21	Inf	-Inf	32.73	3	Vertical	30	3.00	-	69.48	27.54	5.19	-
AV	2.4835G	50.90	54.00	-3.10	32.75	3	Vertical	30	3.00	-	18.15	27.52	5.23	-
PK	2.362G	58.33	74.00	-15.67	32.77	3	Vertical	30	3.00	-	25.56	27.75	5.02	-
PK	2.4632G	113.32	Inf	-Inf	32.73	3	Vertical	30	3.00	-	80.59	27.54	5.19	-
PK	2.4835G	71.52	74.00	-2.48	32.75	3	Vertical	30	3.00	-	38.77	27.52	5.23	-

Remark : Level (dBuV/m) = Raw(Read Level) + AF(Antenna Factor) + CL(Cable Loss) - PA(Preamp Factor)

802.11ax HEW20_Nss1,(MCS0)_2TX

2462MHz_TX

14/05/2020

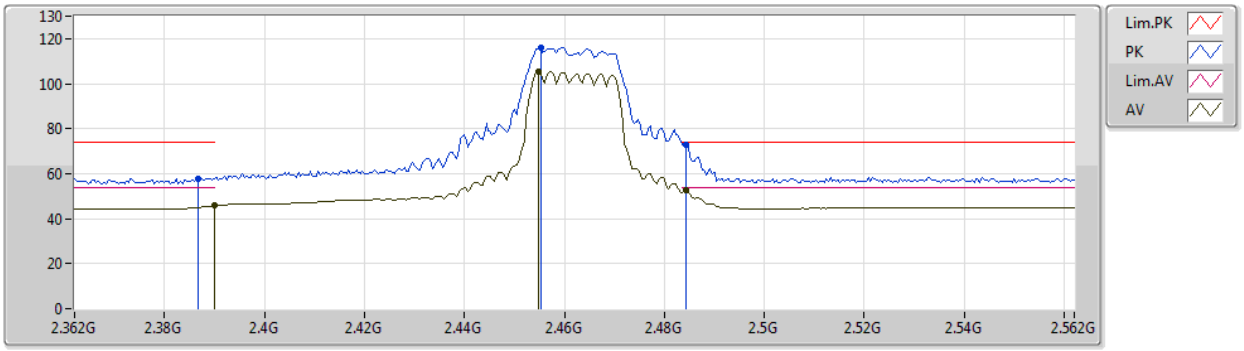

Type	Freq	Level	Limit	Margin	Factor	Dist	Condition	Azimuth	Height	Comment	Raw	AF	CL	PA
	(Hz)	(dBuV/m)	(dBuV/m)	(dB)	(dB)	(m)		(°)	(m)		(dBuV)	(dB)	(dB)	(dB)
AV	2.39G	45.76	54.00	-8.24	32.72	3	Horizontal	360	3.00	-	13.04	27.64	5.08	-
AV	2.4548G	105.28	Inf	-Inf	32.73	3	Horizontal	360	3.00	-	72.55	27.55	5.18	-
AV	2.4844G	52.55	54.00	-1.45	32.75	3	Horizontal	360	3.00	-	19.80	27.52	5.23	-
PK	2.3868G	57.90	74.00	-16.10	32.72	3	Horizontal	360	3.00	-	25.18	27.65	5.07	-
PK	2.4552G	115.79	Inf	-Inf	32.72	3	Horizontal	360	3.00	-	83.07	27.54	5.18	-
PK	2.4844G	72.95	74.00	-1.05	32.75	3	Horizontal	360	3.00	-	40.20	27.52	5.23	-

Remark : Level (dBuV/m) = Raw(Read Level) + AF(Antenna Factor) + CL(Cable Loss) - PA(Preamp Factor)

802.11ax HEW20_Nss1,(MCS0)_2TX

2462MHz_TX

14/05/2020

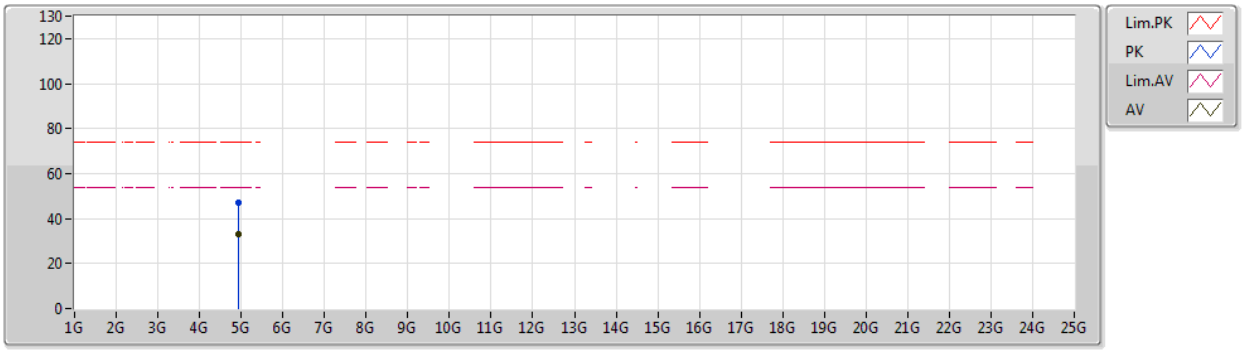

Type	Freq	Level	Limit	Margin	Factor	Dist	Condition	Azimuth	Height	Comment	Raw	AF	CL	PA
	(Hz)	(dBuV/m)	(dBuV/m)	(dB)	(dB)	(m)		(°)	(m)		(dBuV)	(dB)	(dB)	(dB)
AV	4.92172G	33.12	54.00	-20.88	4.56	3	Vertical	0	2.42	-	28.56	31.19	7.42	34.05
PK	4.92684G	47.29	74.00	-26.71	4.59	3	Vertical	0	2.42	-	42.70	31.21	7.43	34.05

Remark : Level (dBuV/m) = Raw(Read Level) + AF(Antenna Factor) + CL(Cable Loss) - PA(Preamp Factor)

802.11ax HEW20_Nss1,(MCS0)_2TX

2462MHz_TX

14/05/2020

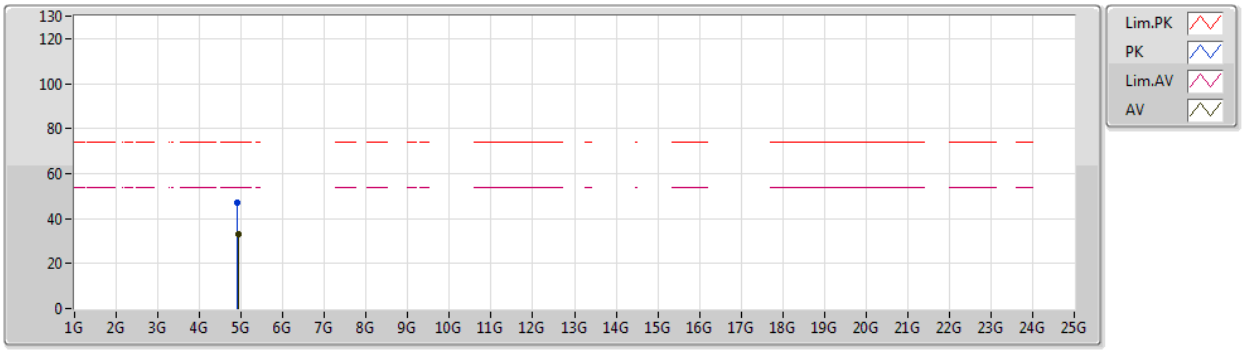

Type	Freq	Level	Limit	Margin	Factor	Dist	Condition	Azimuth	Height	Comment	Raw	AF	CL	PA
	(Hz)	(dBuV/m)	(dBuV/m)	(dB)	(dB)	(m)		(°)	(m)		(dBuV)	(dB)	(dB)	(dB)
AV	4.92G	32.79	54.00	-21.21	4.55	3	Horizontal	201	1.50	-	28.24	31.18	7.42	34.05
PK	4.91604G	46.91	74.00	-27.09	4.53	3	Horizontal	201	1.50	-	42.38	31.16	7.42	34.05

Remark : Level (dBuV/m) = Raw(Read Level) + AF(Antenna Factor) + CL(Cable Loss) - PA(Preamp Factor)

802.11ax HEW40_Nss1,(MCS0)_2TX

2422MHz_TX

14/05/2020

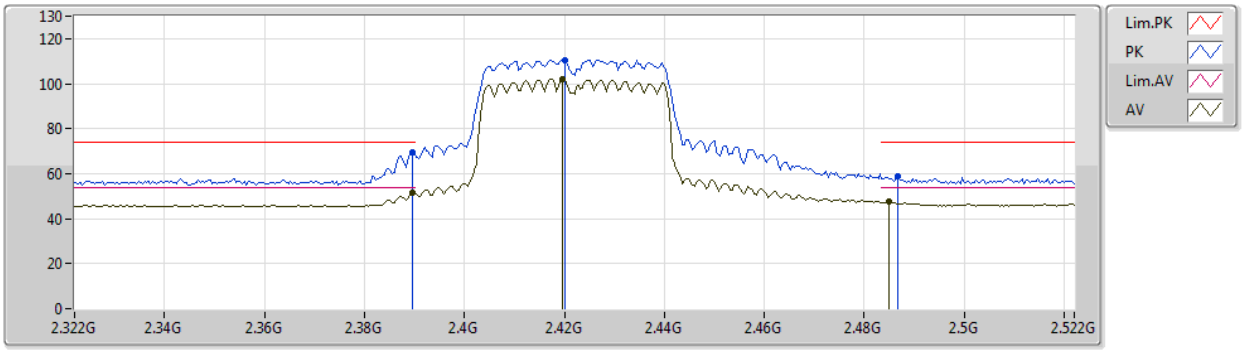

Type	Freq	Level	Limit	Margin	Factor	Dist	Condition	Azimuth	Height	Comment	Raw	AF	CL	PA
	(Hz)	(dBuV/m)	(dBuV/m)	(dB)	(dB)	(m)		(°)	(m)		(dBuV)	(dB)	(dB)	(dB)
AV	2.3896G	51.62	54.00	-2.38	32.72	3	Vertical	20	3.00	-	18.90	27.64	5.08	-
AV	2.4196G	102.07	Inf	-Inf	32.71	3	Vertical	20	3.00	-	69.36	27.58	5.13	-
AV	2.4848G	47.72	54.00	-6.28	32.75	3	Vertical	20	3.00	-	14.97	27.52	5.23	-
PK	2.3896G	69.71	74.00	-4.29	32.72	3	Vertical	20	3.00	-	36.99	27.64	5.08	-
PK	2.42G	110.61	Inf	-Inf	32.71	3	Vertical	20	3.00	-	77.90	27.58	5.13	-
PK	2.4868G	58.66	74.00	-15.34	32.74	3	Vertical	20	3.00	-	25.92	27.51	5.23	-

Remark : Level (dBuV/m) = Raw(Read Level) + AF(Antenna Factor) + CL(Cable Loss) - PA(Preamp Factor)

802.11ax HEW40_Nss1,(MCS0)_2TX

2422MHz_TX

14/05/2020

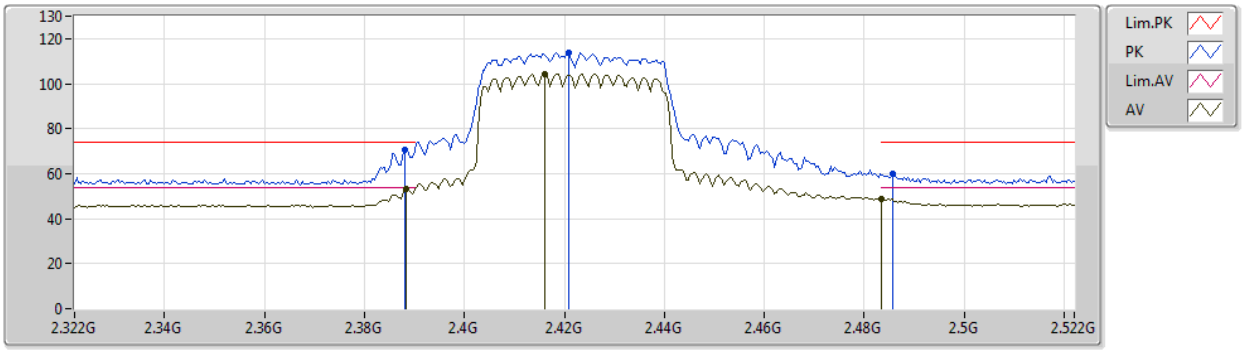

Type	Freq	Level	Limit	Margin	Factor	Dist	Condition	Azimuth	Height	Comment	Raw	AF	CL	PA
	(Hz)	(dBuV/m)	(dBuV/m)	(dB)	(dB)	(m)		(°)	(m)		(dBuV)	(dB)	(dB)	(dB)
AV	2.3884G	53.03	54.00	-0.97	32.73	3	Horizontal	360	3.00	-	20.30	27.65	5.08	-
AV	2.416G	104.38	Inf	-Inf	32.70	3	Horizontal	360	3.00	-	71.68	27.58	5.12	-
AV	2.4835G	48.77	54.00	-5.23	32.75	3	Horizontal	360	3.00	-	16.02	27.52	5.23	-
PK	2.388G	70.79	74.00	-3.21	32.73	3	Horizontal	360	3.00	-	38.06	27.65	5.08	-
PK	2.4208G	113.78	Inf	-Inf	32.71	3	Horizontal	360	3.00	-	81.07	27.58	5.13	-
PK	2.4856G	59.87	74.00	-14.13	32.74	3	Horizontal	360	3.00	-	27.13	27.51	5.23	-

Remark : Level (dBuV/m) = Raw(Read Level) + AF(Antenna Factor) + CL(Cable Loss) - PA(Preamp Factor)

802.11ax HEW40_Nss1,(MCS0)_2TX

2422MHz_TX

14/05/2020

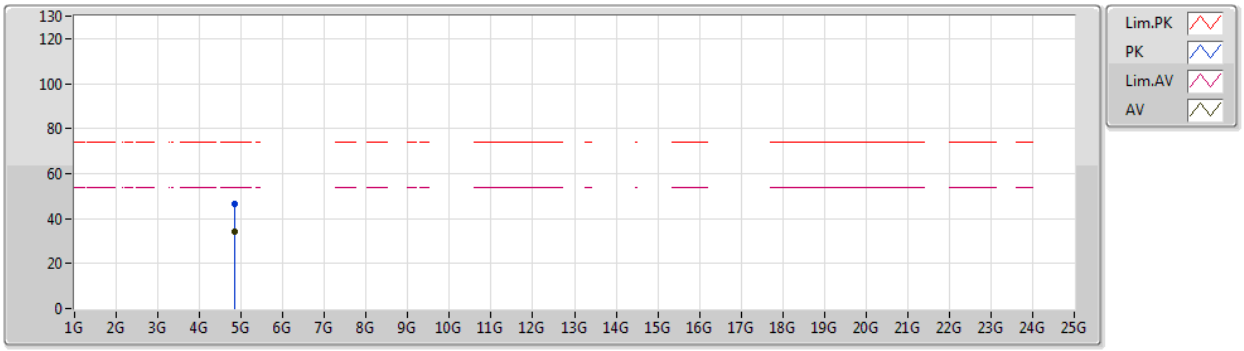

Type	Freq	Level	Limit	Margin	Factor	Dist	Condition	Azimuth	Height	Comment	Raw	AF	CL	PA
	(Hz)	(dBuV/m)	(dBuV/m)	(dB)	(dB)	(m)		(°)	(m)		(dBuV)	(dB)	(dB)	(dB)
AV	4.83896G	34.24	54.00	-19.76	4.39	3	Vertical	204	1.58	-	29.85	31.10	7.34	34.05
PK	4.83548G	46.31	74.00	-27.69	4.39	3	Vertical	204	1.58	-	41.92	31.10	7.34	34.05

Remark : Level (dBuV/m) = Raw(Read Level) + AF(Antenna Factor) + CL(Cable Loss) - PA(Preamp Factor)

802.11ax HEW40_Nss1,(MCS0)_2TX

2422MHz_TX

14/05/2020

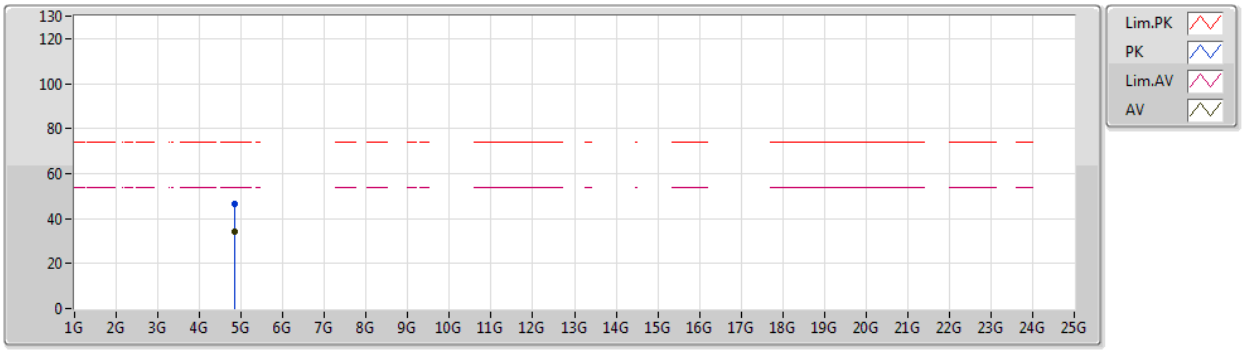

Type	Freq	Level	Limit	Margin	Factor	Dist	Condition	Azimuth	Height	Comment	Raw	AF	CL	PA
	(Hz)	(dBuV/m)	(dBuV/m)	(dB)	(dB)	(m)		(°)	(m)		(dBuV)	(dB)	(dB)	(dB)
AV	4.83424G	34.29	54.00	-19.71	4.38	3	Horizontal	267	1.13	-	29.91	31.10	7.33	34.05
PK	4.84976G	46.71	74.00	-27.29	4.40	3	Horizontal	267	1.13	-	42.31	31.10	7.35	34.05

Remark : Level (dBuV/m) = Raw(Read Level) + AF(Antenna Factor) + CL(Cable Loss) - PA(Preamp Factor)

802.11ax HEW40_Nss1,(MCS0)_2TX

2427MHz_TX

14/05/2020

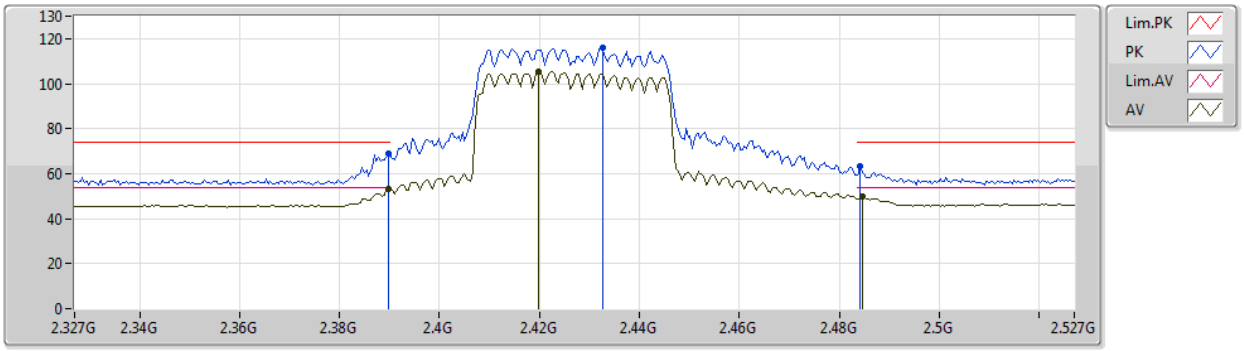

Type	Freq	Level	Limit	Margin	Factor	Dist	Condition	Azimuth	Height	Comment	Raw	AF	CL	PA
	(Hz)	(dBuV/m)	(dBuV/m)	(dB)	(dB)	(m)		(°)	(m)		(dBuV)	(dB)	(dB)	(dB)
AV	2.3898G	53.36	54.00	-0.64	32.72	3	Vertical	39	2.90	-	20.64	27.64	5.08	-
AV	2.4198G	105.19	Inf	-Inf	32.71	3	Vertical	39	2.90	-	72.48	27.58	5.13	-
AV	2.4846G	49.66	54.00	-4.34	32.75	3	Vertical	39	2.90	-	16.91	27.52	5.23	-
PK	2.3898G	68.67	74.00	-5.33	32.72	3	Vertical	39	2.90	-	35.95	27.64	5.08	-
PK	2.4326G	116.14	Inf	-Inf	32.72	3	Vertical	39	2.90	-	83.42	27.57	5.15	-
PK	2.4842G	63.08	74.00	-10.92	32.75	3	Vertical	39	2.90	-	30.33	27.52	5.23	-

Remark : Level (dBuV/m) = Raw(Read Level) + AF(Antenna Factor) + CL(Cable Loss) - PA(Preamp Factor)

802.11ax HEW40_Nss1,(MCS0)_2TX

2427MHz_TX

14/05/2020

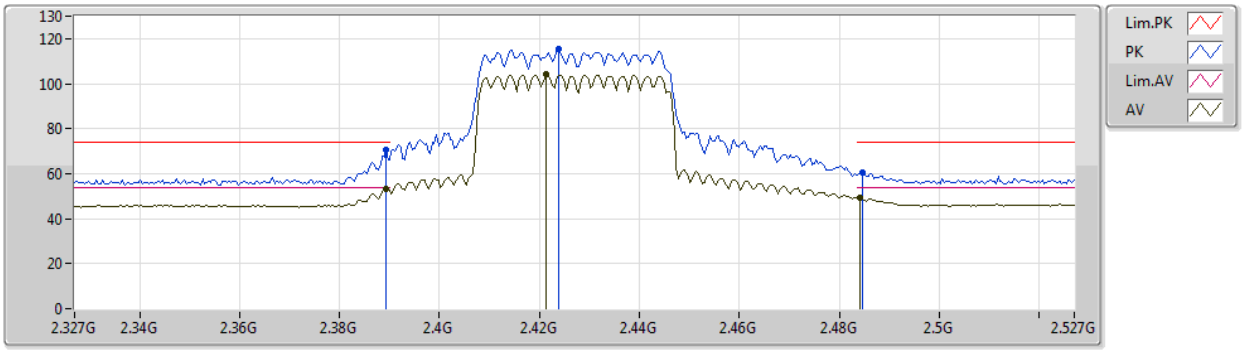

Type	Freq	Level	Limit	Margin	Factor	Dist	Condition	Azimuth	Height	Comment	Raw	AF	CL	PA
	(Hz)	(dBuV/m)	(dBuV/m)	(dB)	(dB)	(m)		(°)	(m)		(dBuV)	(dB)	(dB)	(dB)
AV	2.3894G	53.36	54.00	-0.64	32.72	3	Horizontal	13	1.50	-	20.64	27.64	5.08	-
AV	2.4214G	104.11	Inf	-Inf	32.71	3	Horizontal	13	1.50	-	71.40	27.58	5.13	-
AV	2.4842G	49.33	54.00	-4.67	32.75	3	Horizontal	13	1.50	-	16.58	27.52	5.23	-
PK	2.3894G	70.39	74.00	-3.61	32.72	3	Horizontal	13	1.50	-	37.67	27.64	5.08	-
PK	2.4238G	115.32	Inf	-Inf	32.72	3	Horizontal	13	1.50	-	82.60	27.58	5.14	-
PK	2.4846G	60.30	74.00	-13.70	32.75	3	Horizontal	13	1.50	-	27.55	27.52	5.23	-

Remark : Level (dBuV/m) = Raw(Read Level) + AF(Antenna Factor) + CL(Cable Loss) - PA(Preamp Factor)

802.11ax HEW40_Nss1,(MCS0)_2TX

2437MHz_TX

14/05/2020

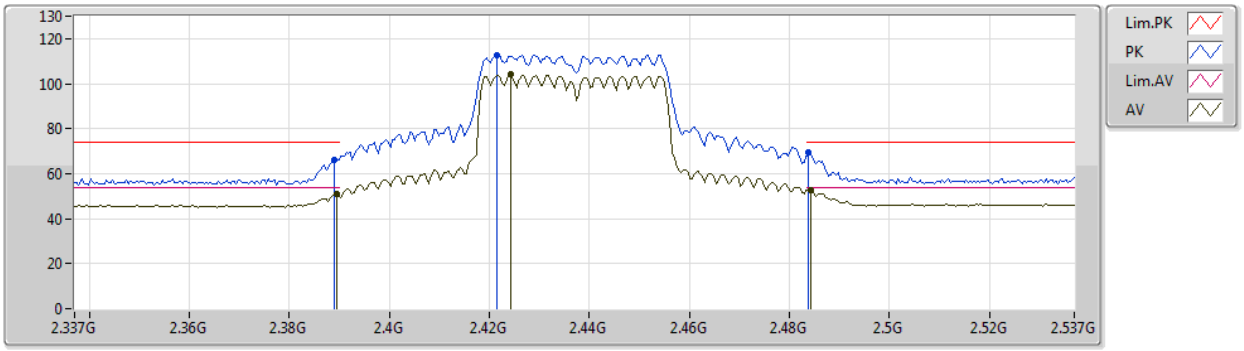

Type	Freq	Level	Limit	Margin	Factor	Dist	Condition	Azimuth	Height	Comment	Raw	AF	CL	PA
	(Hz)	(dBuV/m)	(dBuV/m)	(dB)	(dB)	(m)		(°)	(m)		(dBuV)	(dB)	(dB)	(dB)
AV	2.3894G	50.77	54.00	-3.23	32.72	3	Vertical	32	1.50	-	18.05	27.64	5.08	-
AV	2.4242G	103.96	Inf	-Inf	32.72	3	Vertical	32	1.50	-	71.24	27.58	5.14	-
AV	2.4842G	52.75	54.00	-1.25	32.75	3	Vertical	32	1.50	-	20.00	27.52	5.23	-
PK	2.389G	66.36	74.00	-7.64	32.72	3	Vertical	32	1.50	-	33.64	27.64	5.08	-
PK	2.4214G	112.85	Inf	-Inf	32.71	3	Vertical	32	1.50	-	80.14	27.58	5.13	-
PK	2.4838G	69.72	74.00	-4.28	32.75	3	Vertical	32	1.50	-	36.97	27.52	5.23	-

Remark : Level (dBuV/m) = Raw(Read Level) + AF(Antenna Factor) + CL(Cable Loss) - PA(Preamp Factor)

802.11ax HEW40_Nss1,(MCS0)_2TX

2437MHz_TX

14/05/2020

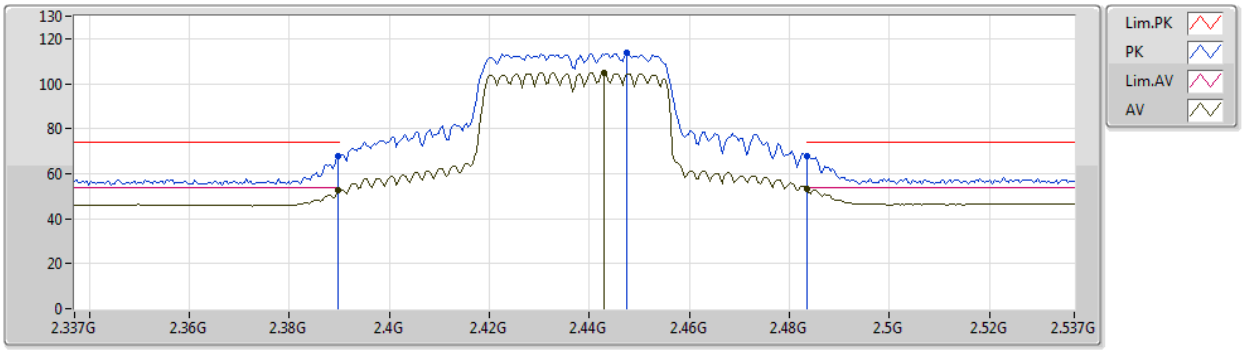

Type	Freq	Level	Limit	Margin	Factor	Dist	Condition	Azimuth	Height	Comment	Raw	AF	CL	PA
	(Hz)	(dBuV/m)	(dBuV/m)	(dB)	(dB)	(m)		(°)	(m)		(dBuV)	(dB)	(dB)	(dB)
AV	2.3898G	52.45	54.00	-1.55	32.72	3	Horizontal	12	1.49	-	19.73	27.64	5.08	-
AV	2.443G	104.90	Inf	-Inf	32.72	3	Horizontal	12	1.49	-	72.18	27.56	5.16	-
AV	2.4835G	53.23	54.00	-0.77	32.75	3	Horizontal	12	1.49	-	20.48	27.52	5.23	-
PK	2.3898G	68.07	74.00	-5.93	32.72	3	Horizontal	12	1.49	-	35.35	27.64	5.08	-
PK	2.4474G	113.84	Inf	-Inf	32.72	3	Horizontal	12	1.49	-	81.12	27.55	5.17	-
PK	2.4835G	67.98	74.00	-6.02	32.75	3	Horizontal	12	1.49	-	35.23	27.52	5.23	-

Remark : Level (dBuV/m) = Raw(Read Level) + AF(Antenna Factor) + CL(Cable Loss) - PA(Preamp Factor)

802.11ax HEW40_Nss1,(MCS0)_2TX

2437MHz_TX

14/05/2020

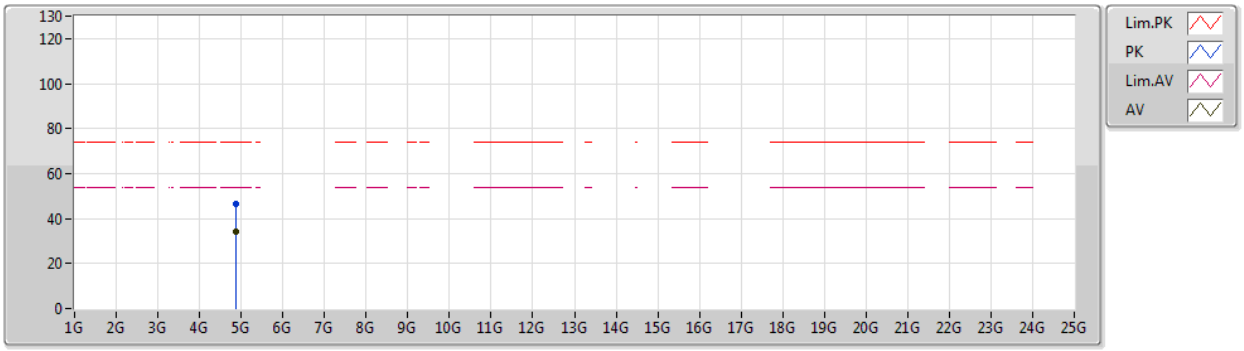

Type	Freq	Level	Limit	Margin	Factor	Dist	Condition	Azimuth	Height	Comment	Raw	AF	CL	PA
	(Hz)	(dBuV/m)	(dBuV/m)	(dB)	(dB)	(m)		(°)	(m)		(dBuV)	(dB)	(dB)	(dB)
AV	4.87086G	34.46	54.00	-19.54	4.42	3	Vertical	34	2.26	-	30.04	31.10	7.37	34.05
PK	4.87202G	46.59	74.00	-27.41	4.42	3	Vertical	34	2.26	-	42.17	31.10	7.37	34.05

Remark : Level (dBuV/m) = Raw(Read Level) + AF(Antenna Factor) + CL(Cable Loss) - PA(Preamp Factor)

802.11ax HEW40_Nss1,(MCS0)_2TX

2437MHz_TX

14/05/2020

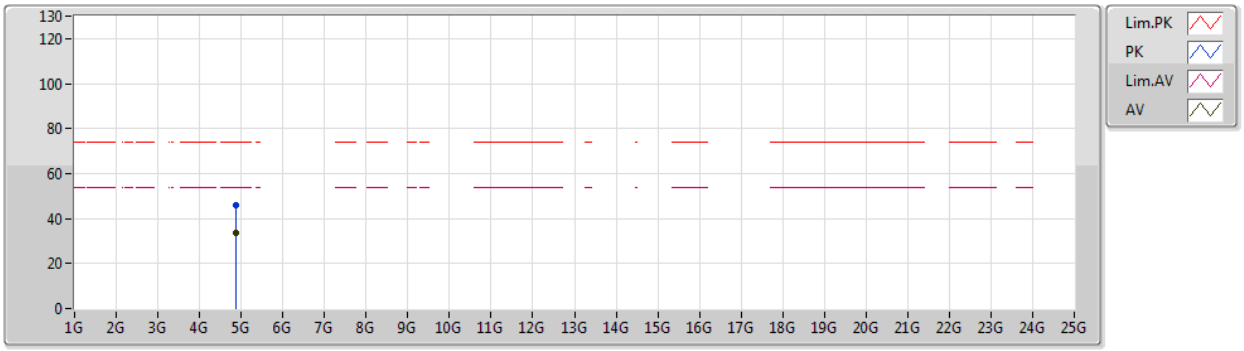

Type	Freq	Level	Limit	Margin	Factor	Dist	Condition	Azimuth	Height	Comment	Raw	AF	CL	PA
	(Hz)	(dBuV/m)	(dBuV/m)	(dB)	(dB)	(m)		(°)	(m)		(dBuV)	(dB)	(dB)	(dB)
AV	4.87528G	33.67	54.00	-20.33	4.43	3	Horizontal	10	1.50	-	29.24	31.10	7.38	34.05
PK	4.87726G	46.06	74.00	-27.94	4.43	3	Horizontal	10	1.50	-	41.63	31.10	7.38	34.05

Remark : Level (dBuV/m) = Raw(Read Level) + AF(Antenna Factor) + CL(Cable Loss) - PA(Preamp Factor)

802.11ax HEW40_Nss1,(MCS0)_2TX

2447MHz_TX

14/05/2020

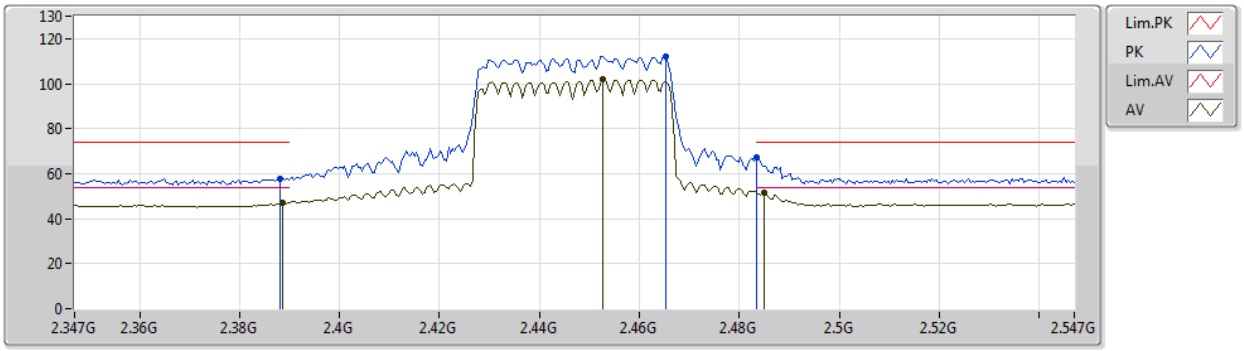

Type	Freq	Level	Limit	Margin	Factor	Dist	Condition	Azimuth	Height	Comment	Raw	AF	CL	PA
	(Hz)	(dBuV/m)	(dBuV/m)	(dB)	(dB)	(m)		(°)	(m)		(dBuV)	(dB)	(dB)	(dB)
AV	2.3886G	47.11	54.00	-6.89	32.73	3	Vertical	39	1.50	-	14.38	27.65	5.08	-
AV	2.4526G	102.04	Inf	-Inf	32.73	3	Vertical	39	1.50	-	69.31	27.55	5.18	-
AV	2.485G	51.43	54.00	-2.57	32.75	3	Vertical	39	1.50	-	18.68	27.52	5.23	-
PK	2.3882G	57.87	74.00	-16.13	32.73	3	Vertical	39	1.50	-	25.14	27.65	5.08	-
PK	2.4654G	112.25	Inf	-Inf	32.73	3	Vertical	39	1.50	-	79.52	27.53	5.20	-
PK	2.4835G	67.06	74.00	-6.94	32.75	3	Vertical	39	1.50	-	34.31	27.52	5.23	-

Remark : Level (dBuV/m) = Raw(Read Level) + AF(Antenna Factor) + CL(Cable Loss) - PA(Preamp Factor)

802.11ax HEW40_Nss1,(MCS0)_2TX

2447MHz_TX

14/05/2020

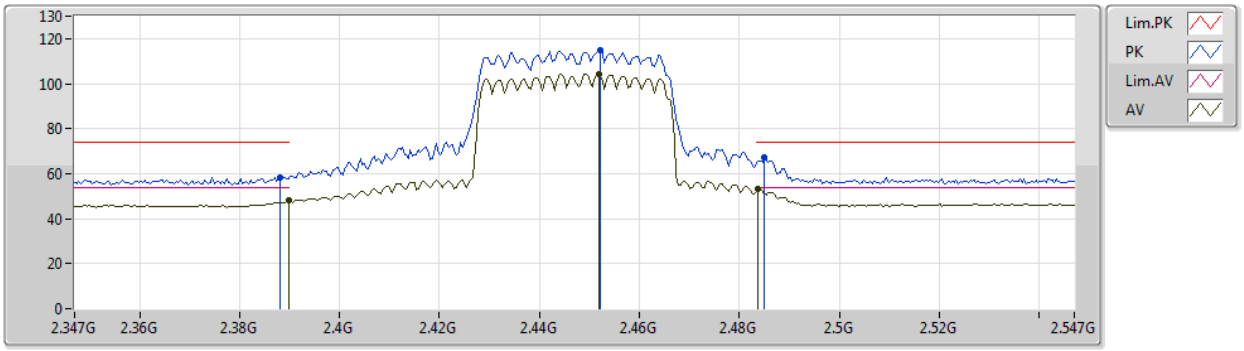

Type	Freq	Level	Limit	Margin	Factor	Dist	Condition	Azimuth	Height	Comment	Raw	AF	CL	PA
	(Hz)	(dBuV/m)	(dBuV/m)	(dB)	(dB)	(m)		(°)	(m)		(dBuV)	(dB)	(dB)	(dB)
AV	2.3898G	47.95	54.00	-6.05	32.72	3	Horizontal	16	1.00	-	15.23	27.64	5.08	-
AV	2.4518G	104.17	Inf	-Inf	32.73	3	Horizontal	16	1.00	-	71.44	27.55	5.18	-
AV	2.4838G	52.98	54.00	-1.02	32.75	3	Horizontal	16	1.00	-	20.23	27.52	5.23	-
PK	2.3882G	58.54	74.00	-15.46	32.73	3	Horizontal	16	1.00	-	25.81	27.65	5.08	-
PK	2.4522G	114.99	Inf	-Inf	32.73	3	Horizontal	16	1.00	-	82.26	27.55	5.18	-
PK	2.485G	67.22	74.00	-6.78	32.75	3	Horizontal	16	1.00	-	34.47	27.52	5.23	-

Remark : Level (dBuV/m) = Raw(Read Level) + AF(Antenna Factor) + CL(Cable Loss) - PA(Preamp Factor)

802.11ax HEW40_Nss1,(MCS0)_2TX

2452MHz_TX

14/05/2020

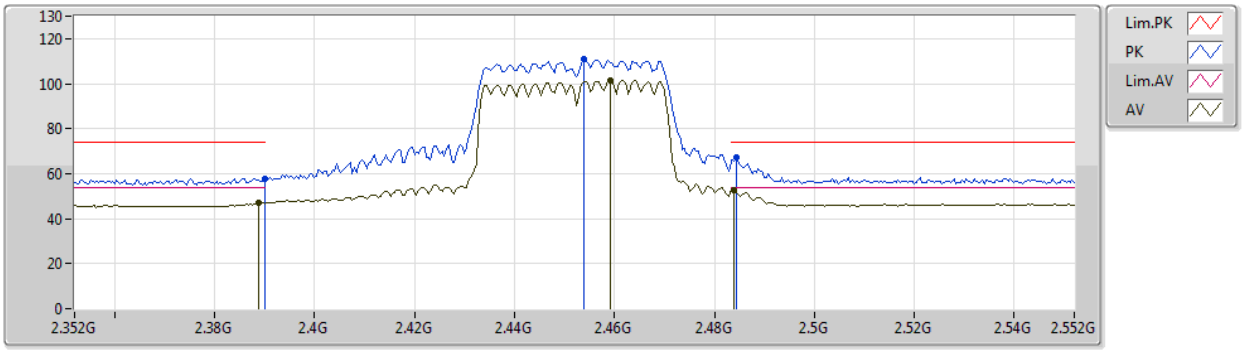

Type	Freq	Level	Limit	Margin	Factor	Dist	Condition	Azimuth	Height	Comment	Raw	AF	CL	PA
	(Hz)	(dBuV/m)	(dBuV/m)	(dB)	(dB)	(m)		(°)	(m)		(dBuV)	(dB)	(dB)	(dB)
AV	2.3888G	47.24	54.00	-6.76	32.72	3	Vertical	33	1.50	-	14.52	27.64	5.08	-
AV	2.4592G	101.64	Inf	-Inf	32.73	3	Vertical	33	1.50	-	68.91	27.54	5.19	-
AV	2.484G	52.66	54.00	-1.34	32.75	3	Vertical	33	1.50	-	19.91	27.52	5.23	-
PK	2.39G	57.82	74.00	-16.18	32.72	3	Vertical	33	1.50	-	25.10	27.64	5.08	-
PK	2.454G	110.86	Inf	-Inf	32.73	3	Vertical	33	1.50	-	78.13	27.55	5.18	-
PK	2.4844G	67.03	74.00	-6.97	32.75	3	Vertical	33	1.50	-	34.28	27.52	5.23	-

Remark : Level (dBuV/m) = Raw(Read Level) + AF(Antenna Factor) + CL(Cable Loss) - PA(Preamp Factor)

802.11ax HEW40_Nss1,(MCS0)_2TX

2452MHz_TX

14/05/2020

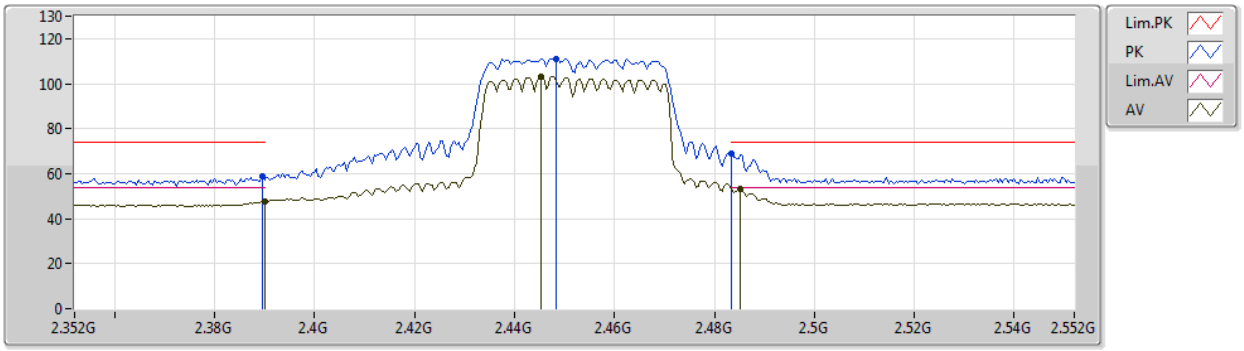

Type	Freq	Level	Limit	Margin	Factor	Dist	Condition	Azimuth	Height	Comment	Raw	AF	CL	PA
	(Hz)	(dBuV/m)	(dBuV/m)	(dB)	(dB)	(m)		(°)	(m)		(dBuV)	(dB)	(dB)	(dB)
AV	2.39G	47.78	54.00	-6.22	32.72	3	Horizontal	10	1.49	-	15.06	27.64	5.08	-
AV	2.4452G	103.12	Inf	-Inf	32.72	3	Horizontal	10	1.49	-	70.40	27.55	5.17	-
AV	2.4852G	52.97	54.00	-1.03	32.74	3	Horizontal	10	1.49	-	20.23	27.51	5.23	-
PK	2.3896G	58.57	74.00	-15.43	32.72	3	Horizontal	10	1.49	-	25.85	27.64	5.08	-
PK	2.4484G	111.13	Inf	-Inf	32.72	3	Horizontal	10	1.49	-	78.41	27.55	5.17	-
PK	2.4835G	69.20	74.00	-4.80	32.75	3	Horizontal	10	1.49	-	36.45	27.52	5.23	-

Remark : Level (dBuV/m) = Raw(Read Level) + AF(Antenna Factor) + CL(Cable Loss) - PA(Preamp Factor)

802.11ax HEW40_Nss1,(MCS0)_2TX

2452MHz_TX

14/05/2020

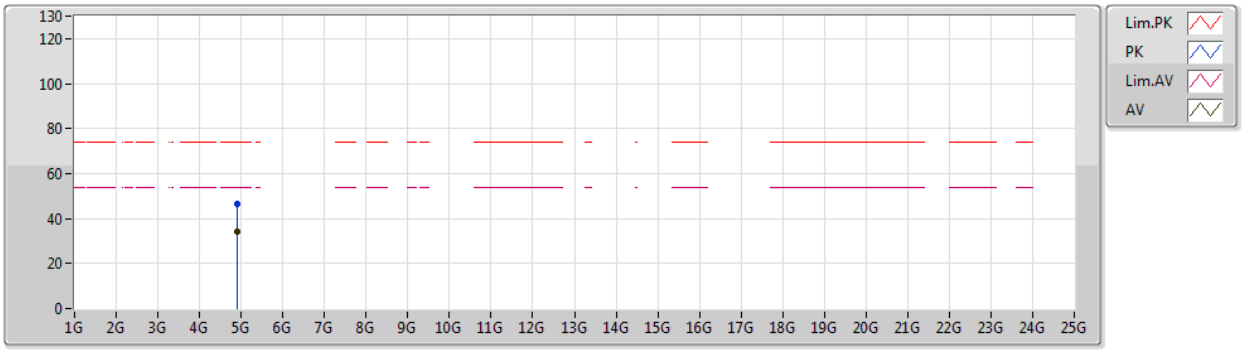

Type	Freq	Level	Limit	Margin	Factor	Dist	Condition	Azimuth	Height	Comment	Raw	AF	CL	PA
	(Hz)	(dBuV/m)	(dBuV/m)	(dB)	(dB)	(m)		(°)	(m)		(dBuV)	(dB)	(dB)	(dB)
AV	4.90446G	34.03	54.00	-19.97	4.47	3	Vertical	348	2.41	-	29.56	31.12	7.40	34.05
PK	4.90072G	46.29	74.00	-27.71	4.45	3	Vertical	348	2.41	-	41.84	31.10	7.40	34.05

Remark : Level (dBuV/m) = Raw(Read Level) + AF(Antenna Factor) + CL(Cable Loss) - PA(Preamp Factor)

802.11ax HEW40_Nss1,(MCS0)_2TX

2452MHz_TX

14/05/2020

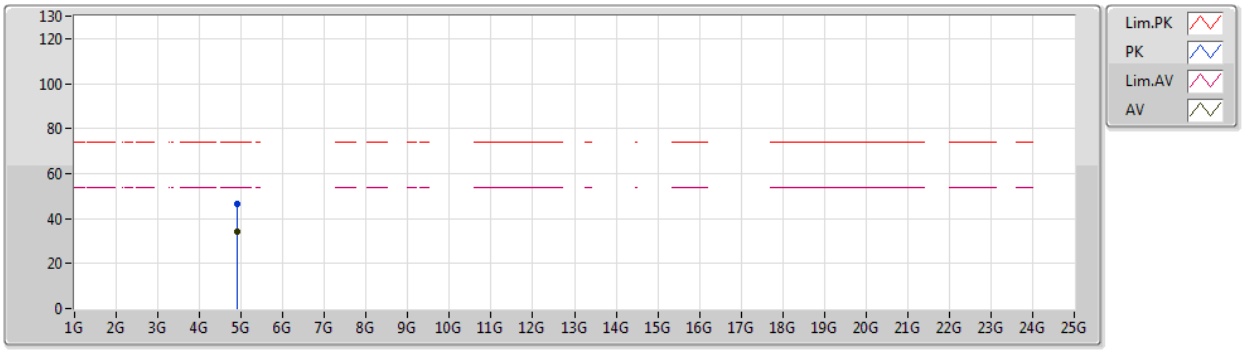

Type	Freq	Level	Limit	Margin	Factor	Dist	Condition	Azimuth	Height	Comment	Raw	AF	CL	PA
	(Hz)	(dBuV/m)	(dBuV/m)	(dB)	(dB)	(m)		(°)	(m)		(dBuV)	(dB)	(dB)	(dB)
AV	4.90632G	34.09	54.00	-19.91	4.49	3	Horizontal	343	2.13	-	29.60	31.13	7.41	34.05
PK	4.90842G	46.51	74.00	-27.49	4.49	3	Horizontal	343	2.13	-	42.02	31.13	7.41	34.05

Remark : Level (dBuV/m) = Raw(Read Level) + AF(Antenna Factor) + CL(Cable Loss) - PA(Preamp Factor)

Summary

Mode	Result	Type	Freq (Hz)	Level (dBuV/m)	Limit (dBuV/m)	Margin (dB)	Dist (m)	Condition	Azimuth (°)	Height (m)	Comments
2.4-2.4835GHz	-	-	-	-	-	-	-	-	-	-	-
VHT20_Nss1,(MCS0)_2TX	Pass	AV	2.4835G	51.20	54.00	-2.80	3	Horizontal	193	3.00	-

Remark : Level (dBuV/m) = Raw(Read Level) + AF(Antenna Factor) + CL(Cable Loss) - PA(Preamp Factor)

Result

Mode	Result	Type	Freq (Hz)	Level (dBuV/m)	Limit (dBuV/m)	Margin (dB)	Dist (m)	Condition	Azimuth (°)	Height (m)	Comments
VHT20_Nss1,(MCS0)_2TX	-	-	-	-	-	-	-	-	-	-	-
2437MHz	Pass	AV	2.3898G	49.29	54.00	-4.71	3	Vertical	281	1.39	-
2437MHz	Pass	AV	2.4338G	108.03	Inf	-Inf	3	Vertical	281	1.39	-
2437MHz	Pass	AV	2.4835G	50.05	54.00	-3.95	3	Vertical	281	1.39	-
2437MHz	Pass	PK	2.3894G	65.84	74.00	-8.16	3	Vertical	281	1.39	-
2437MHz	Pass	PK	2.4334G	118.15	Inf	-Inf	3	Vertical	281	1.39	-
2437MHz	Pass	PK	2.4858G	66.62	74.00	-7.38	3	Vertical	281	1.39	-
2437MHz	Pass	AV	2.3898G	48.88	54.00	-5.12	3	Horizontal	193	3.00	-
2437MHz	Pass	AV	2.4298G	108.42	Inf	-Inf	3	Horizontal	193	3.00	-
2437MHz	Pass	AV	2.4835G	51.20	54.00	-2.80	3	Horizontal	193	3.00	-
2437MHz	Pass	PK	2.3898G	66.75	74.00	-7.25	3	Horizontal	193	3.00	-
2437MHz	Pass	PK	2.4298G	119.13	Inf	-Inf	3	Horizontal	193	3.00	-
2437MHz	Pass	PK	2.4858G	69.51	74.00	-4.49	3	Horizontal	193	3.00	-
2437MHz	Pass	AV	4.8764G	35.15	54.00	-18.85	3	Vertical	128	2.35	-
2437MHz	Pass	PK	4.8744G	48.16	74.00	-25.84	3	Vertical	128	2.35	-
2437MHz	Pass	AV	4.88G	33.92	54.00	-20.08	3	Horizontal	343	1.89	-
2437MHz	Pass	PK	4.87286G	48.72	74.00	-25.28	3	Horizontal	343	1.89	-

Remark : Level (dBuV/m) = Raw(Read Level) + AF(Antenna Factor) + CL(Cable Loss) - PA(Preamp Factor)

VHT20_Nss1,(MCS0)_2TX

2437MHz_TX

21/07/2020

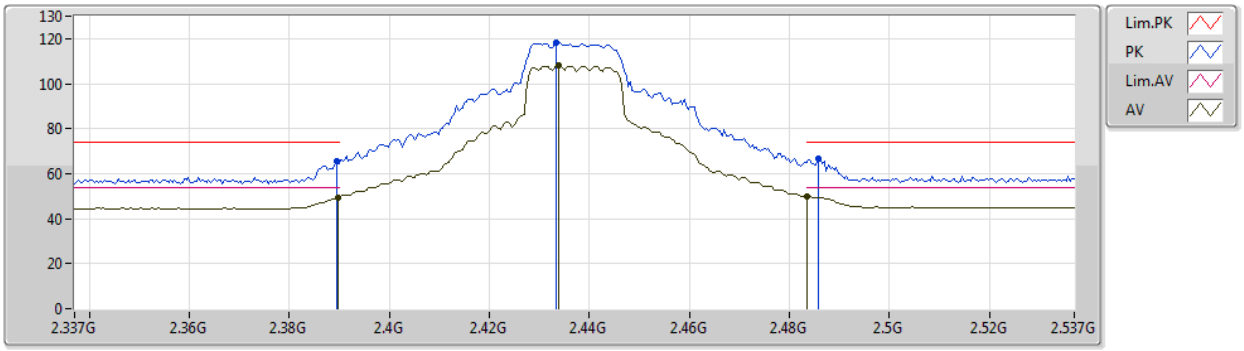

Type	Freq	Level	Limit	Margin	Factor	Dist	Condition	Azimuth	Height	Comment	Raw	AF	CL	PA
	(Hz)	(dBuV/m)	(dBuV/m)	(dB)	(dB)	(m)		(°)	(m)		(dBuV)	(dB)	(dB)	(dB)
AV	2.3898G	49.29	54.00	-4.71	32.72	3	Vertical	281	1.39	-	16.57	27.64	5.08	-
AV	2.4338G	108.03	Inf	-Inf	32.75	3	Vertical	281	1.39	-	75.28	27.60	5.15	-
AV	2.4835G	50.05	54.00	-3.95	32.83	3	Vertical	281	1.39	-	17.22	27.60	5.23	-
PK	2.3894G	65.84	74.00	-8.16	32.72	3	Vertical	281	1.39	-	33.12	27.64	5.08	-
PK	2.4334G	118.15	Inf	-Inf	32.75	3	Vertical	281	1.39	-	85.40	27.60	5.15	-
PK	2.4858G	66.62	74.00	-7.38	32.83	3	Vertical	281	1.39	-	33.79	27.60	5.23	-

Remark : Level (dBuV/m) = Raw(Read Level) + AF(Antenna Factor) + CL(Cable Loss) - PA(Preamp Factor)

VHT20_Nss1,(MCS0)_2TX

2437MHz_TX

21/07/2020

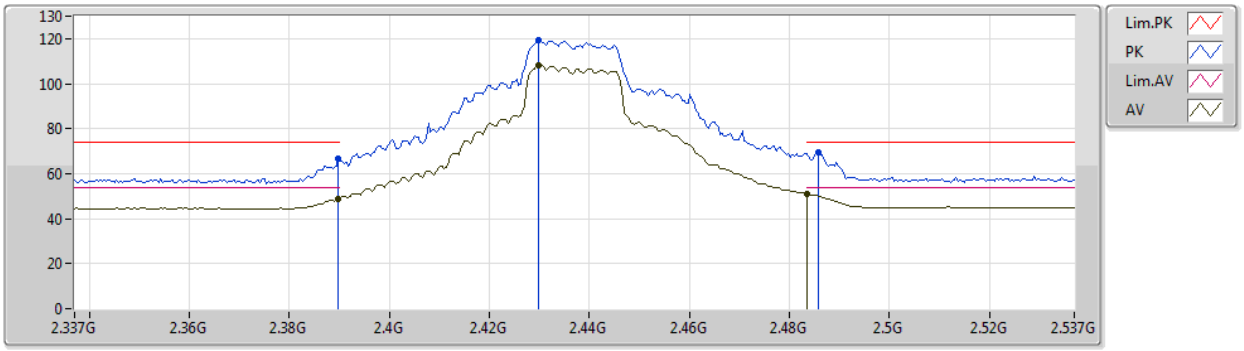

Type	Freq	Level	Limit	Margin	Factor	Dist	Condition	Azimuth	Height	Comment	Raw	AF	CL	PA
	(Hz)	(dBuV/m)	(dBuV/m)	(dB)	(dB)	(m)		(°)	(m)		(dBuV)	(dB)	(dB)	(dB)
AV	2.3898G	48.88	54.00	-5.12	32.72	3	Horizontal	193	3.00	-	16.16	27.64	5.08	-
AV	2.4298G	108.42	Inf	-Inf	32.74	3	Horizontal	193	3.00	-	75.68	27.60	5.14	-
AV	2.4835G	51.20	54.00	-2.80	32.83	3	Horizontal	193	3.00	-	18.37	27.60	5.23	-
PK	2.3898G	66.75	74.00	-7.25	32.72	3	Horizontal	193	3.00	-	34.03	27.64	5.08	-
PK	2.4298G	119.13	Inf	-Inf	32.74	3	Horizontal	193	3.00	-	86.39	27.60	5.14	-
PK	2.4858G	69.51	74.00	-4.49	32.83	3	Horizontal	193	3.00	-	36.68	27.60	5.23	-

Remark : Level (dBuV/m) = Raw(Read Level) + AF(Antenna Factor) + CL(Cable Loss) - PA(Preamp Factor)

VHT20_Nss1,(MCS0)_2TX

2437MHz_TX

21/07/2020

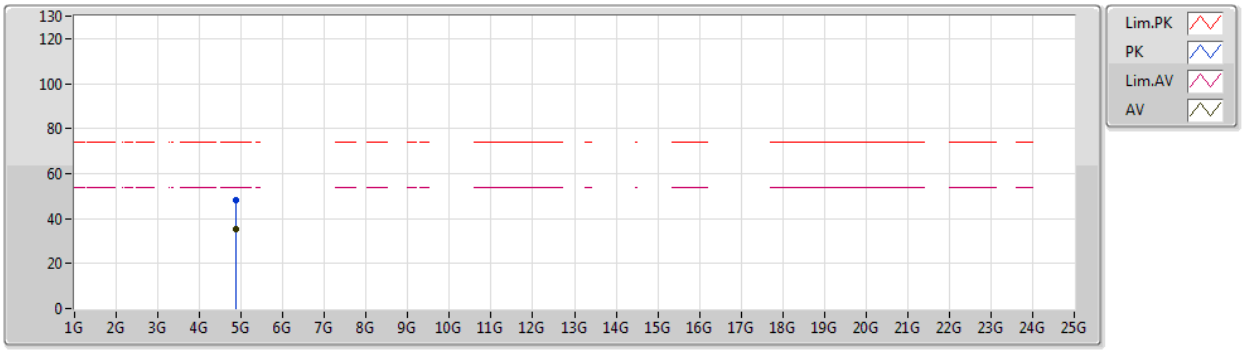

Type	Freq	Level	Limit	Margin	Factor	Dist	Condition	Azimuth	Height	Comment	Raw	AF	CL	PA
	(Hz)	(dBuV/m)	(dBuV/m)	(dB)	(dB)	(m)		(°)	(m)		(dBuV)	(dB)	(dB)	(dB)
AV	4.8764G	35.15	54.00	-18.85	8.09	3	Vertical	128	2.35	-	27.06	31.25	7.38	30.54
PK	4.8744G	48.16	74.00	-25.84	8.09	3	Vertical	128	2.35	-	40.07	31.25	7.37	30.53

Remark : Level (dBuV/m) = Raw(Read Level) + AF(Antenna Factor) + CL(Cable Loss) - PA(Preamp Factor)

VHT20_Nss1,(MCS0)_2TX

2437MHz_TX

21/07/2020

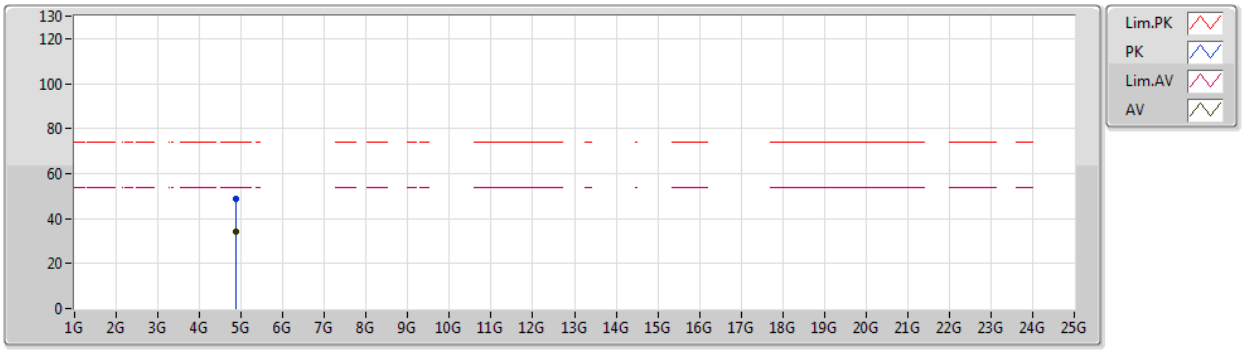

Type	Freq	Level	Limit	Margin	Factor	Dist	Condition	Azimuth	Height	Comment	Raw	AF	CL	PA
	(Hz)	(dBuV/m)	(dBuV/m)	(dB)	(dB)	(m)		(°)	(m)		(dBuV)	(dB)	(dB)	(dB)
AV	4.88G	33.92	54.00	-20.08	8.08	3	Horizontal	343	1.89	-	25.84	31.24	7.38	30.54
PK	4.87286G	48.72	74.00	-25.28	8.09	3	Horizontal	343	1.89	-	40.63	31.25	7.37	30.53

Remark : Level (dBuV/m) = Raw(Read Level) + AF(Antenna Factor) + CL(Cable Loss) - PA(Preamp Factor)