802.11ax HEW20_Nss1,(MCS0)_2TX

5180MHz_TX

30/05/2020

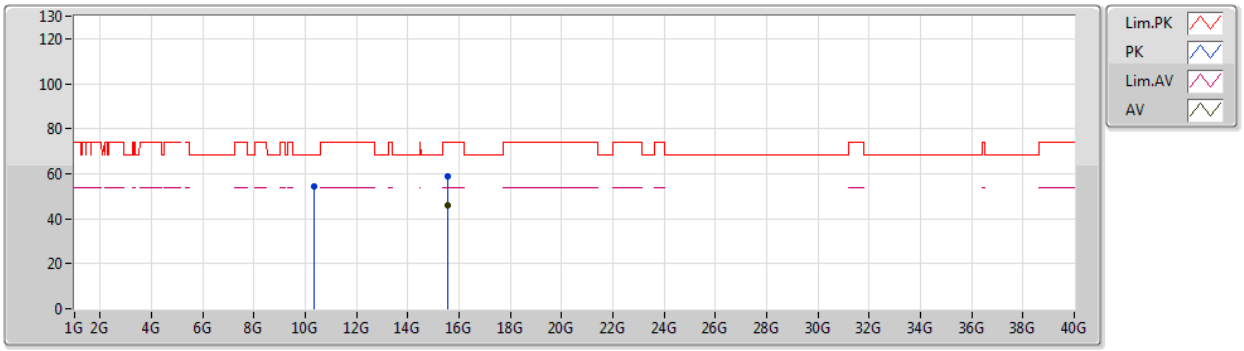

Type	Freq	Level	Limit	Margin	Factor	Dist	Condition	Azimuth	Height	Comment	Raw	AF	CL	PA
	(Hz)	(dBuV/m)	(dBuV/m)	(dB)	(dB)	(m)		(°)	(m)		(dBuV)	(dB)	(dB)	(dB)
AV	15.53644G	46.04	54.00	-7.96	12.61	3	Horizontal	295	1.50	-	33.43	43.71	10.91	42.01
PK	10.35068G	54.21	68.20	-13.99	5.72	3	Horizontal	44	1.50	-	48.49	39.15	9.69	43.12
PK	15.53868G	58.99	74.00	-15.01	12.61	3	Horizontal	295	1.50	-	46.38	43.71	10.91	42.01

Remark : Level (dBuV/m) = Raw(Read Level) + AF(Antenna Factor) + CL(Cable Loss) - PA(Preamp Factor)

802.11ax HEW20_Nss1,(MCS0)_2TX

5200MHz_TX

30/05/2020

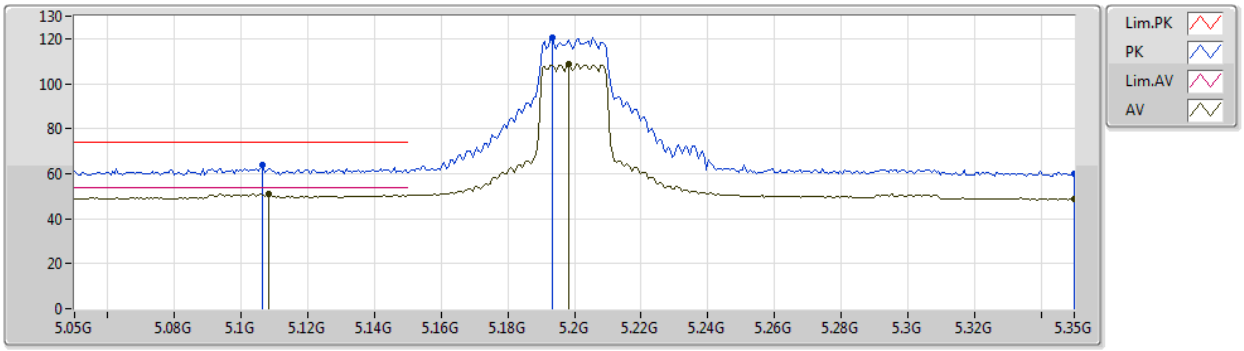

Type	Freq	Level	Limit	Margin	Factor	Dist	Condition	Azimuth	Height	Comment	Raw	AF	CL	PA
	(Hz)	(dBuV/m)	(dBuV/m)	(dB)	(dB)	(m)		(°)	(m)		(dBuV)	(dB)	(dB)	(dB)
AV	5.1082G	50.84	54.00	-3.16	7.70	3	Vertical	245	2.23	-	43.14	34.20	7.55	34.05
AV	5.1982G	108.59	Inf	-Inf	7.75	3	Vertical	245	2.23	-	100.84	34.20	7.60	34.05
AV	5.35G	48.58	54.00	-5.42	7.91	3	Vertical	245	2.23	-	40.67	34.30	7.67	34.06
PK	5.1064G	63.73	74.00	-10.27	7.70	3	Vertical	245	2.23	-	56.03	34.20	7.55	34.05
PK	5.1934G	120.44	Inf	-Inf	7.75	3	Vertical	245	2.23	-	112.69	34.20	7.60	34.05
PK	5.35G	59.85	74.00	-14.15	7.91	3	Vertical	245	2.23	-	51.94	34.30	7.67	34.06

Remark : Level (dBuV/m) = Raw(Read Level) + AF(Antenna Factor) + CL(Cable Loss) - PA(Preamp Factor)

802.11ax HEW20_Nss1,(MCS0)_2TX

5200MHz_TX

30/05/2020

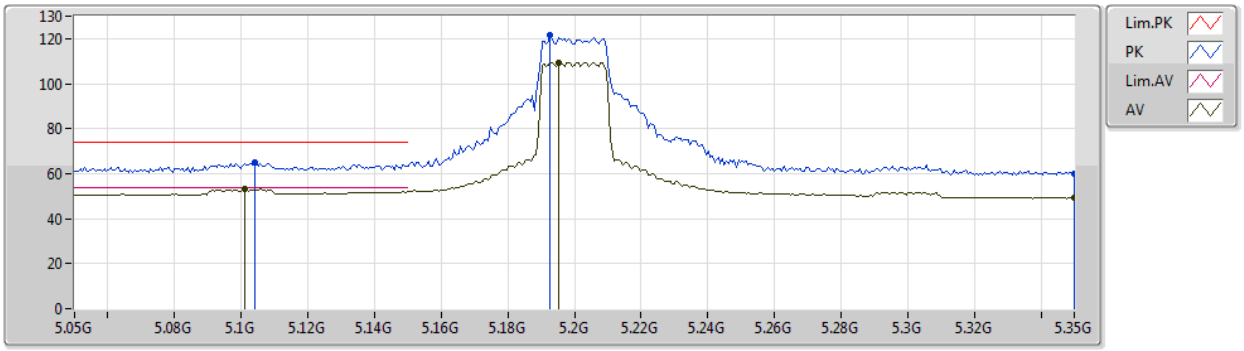

Type	Freq	Level	Limit	Margin	Factor	Dist	Condition	Azimuth	Height	Comment	Raw	AF	CL	PA
	(Hz)	(dBuV/m)	(dBuV/m)	(dB)	(dB)	(m)		(°)	(m)		(dBuV)	(dB)	(dB)	(dB)
AV	5.101G	52.99	54.00	-1.01	7.70	3	Horizontal	300	2.14	-	45.29	34.20	7.55	34.05
AV	5.1952G	109.52	Inf	-Inf	7.75	3	Horizontal	300	2.14	-	101.77	34.20	7.60	34.05
AV	5.35G	49.05	54.00	-4.95	7.91	3	Horizontal	300	2.14	-	41.14	34.30	7.67	34.06
PK	5.104G	65.07	74.00	-8.93	7.70	3	Horizontal	300	2.14	-	57.37	34.20	7.55	34.05
PK	5.1928G	121.43	Inf	-Inf	7.75	3	Horizontal	300	2.14	-	113.68	34.20	7.60	34.05
PK	5.35G	59.69	74.00	-14.31	7.91	3	Horizontal	300	2.14	-	51.78	34.30	7.67	34.06

Remark : Level (dBuV/m) = Raw(Read Level) + AF(Antenna Factor) + CL(Cable Loss) - PA(Preamp Factor)

802.11ax HEW20_Nss1,(MCS0)_2TX

5200MHz_TX

30/05/2020

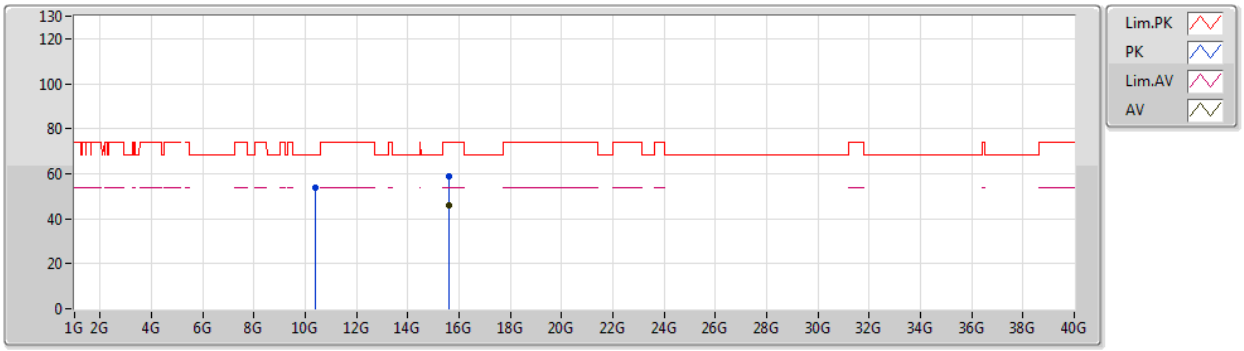

Type	Freq	Level	Limit	Margin	Factor	Dist	Condition	Azimuth	Height	Comment	Raw	AF	CL	PA
	(Hz)	(dBuV/m)	(dBuV/m)	(dB)	(dB)	(m)		(°)	(m)		(dBuV)	(dB)	(dB)	(dB)
AV	15.59064G	46.19	54.00	-7.81	12.46	3	Vertical	141	2.29	-	33.73	43.58	10.92	42.04
PK	10.40056G	53.98	68.20	-14.22	5.75	3	Vertical	343	1.50	-	48.23	39.18	9.70	43.13
PK	15.59388G	58.75	74.00	-15.25	12.45	3	Vertical	141	2.29	-	46.30	43.57	10.92	42.04

Remark : Level (dBuV/m) = Raw(Read Level) + AF(Antenna Factor) + CL(Cable Loss) - PA(Preamp Factor)

802.11ax HEW20_Nss1,(MCS0)_2TX

5200MHz_TX

30/05/2020

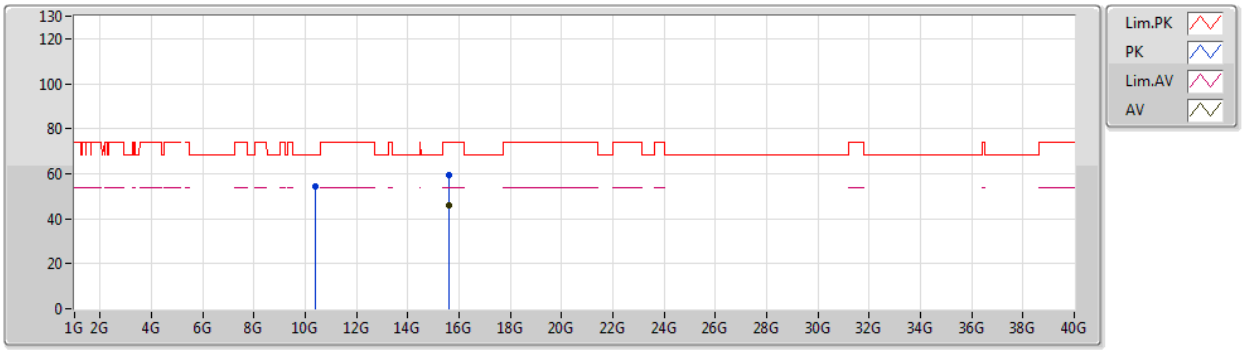

Type	Freq	Level	Limit	Margin	Factor	Dist	Condition	Azimuth	Height	Comment	Raw	AF	CL	PA
	(Hz)	(dBuV/m)	(dBuV/m)	(dB)	(dB)	(m)		(°)	(m)		(dBuV)	(dB)	(dB)	(dB)
AV	15.59096G	46.09	54.00	-7.91	12.46	3	Horizontal	260	2.91	-	33.63	43.58	10.92	42.04
PK	10.39404G	54.49	68.20	-13.71	5.75	3	Horizontal	139	1.50	-	48.74	39.18	9.70	43.13
PK	15.60484G	59.17	74.00	-14.83	12.42	3	Horizontal	260	2.91	-	46.75	43.55	10.92	42.05

Remark : Level (dBuV/m) = Raw(Read Level) + AF(Antenna Factor) + CL(Cable Loss) - PA(Preamp Factor)

802.11ax HEW20_Nss1,(MCS0)_2TX

5240MHz_TX

30/05/2020

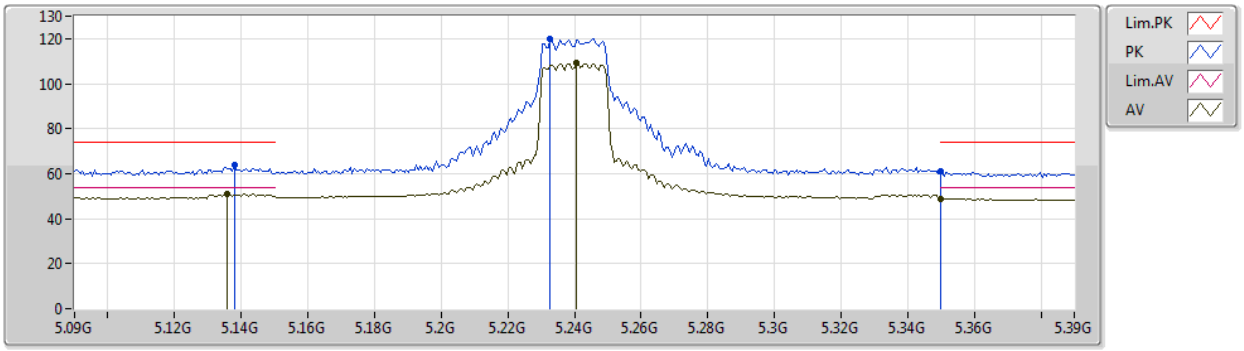

Type	Freq	Level	Limit	Margin	Factor	Dist	Condition	Azimuth	Height	Comment	Raw	AF	CL	PA
	(Hz)	(dBuV/m)	(dBuV/m)	(dB)	(dB)	(m)		(°)	(m)		(dBuV)	(dB)	(dB)	(dB)
AV	5.1356G	51.06	54.00	-2.94	7.72	3	Vertical	244	2.19	-	43.34	34.20	7.57	34.05
AV	5.2406G	109.02	Inf	-Inf	7.85	3	Vertical	244	2.19	-	101.17	34.28	7.62	34.05
AV	5.35G	48.87	54.00	-5.13	7.92	3	Vertical	244	2.19	-	40.95	34.30	7.68	34.06
PK	5.138G	64.14	74.00	-9.86	7.72	3	Vertical	244	2.19	-	56.42	34.20	7.57	34.05
PK	5.2328G	120.12	Inf	-Inf	7.84	3	Vertical	244	2.19	-	112.28	34.27	7.62	34.05
PK	5.35G	61.16	74.00	-12.84	7.92	3	Vertical	244	2.19	-	53.24	34.30	7.68	34.06

Remark : Level (dBuV/m) = Raw(Read Level) + AF(Antenna Factor) + CL(Cable Loss) - PA(Preamp Factor)

802.11ax HEW20_Nss1,(MCS0)_2TX

5240MHz_TX

30/05/2020

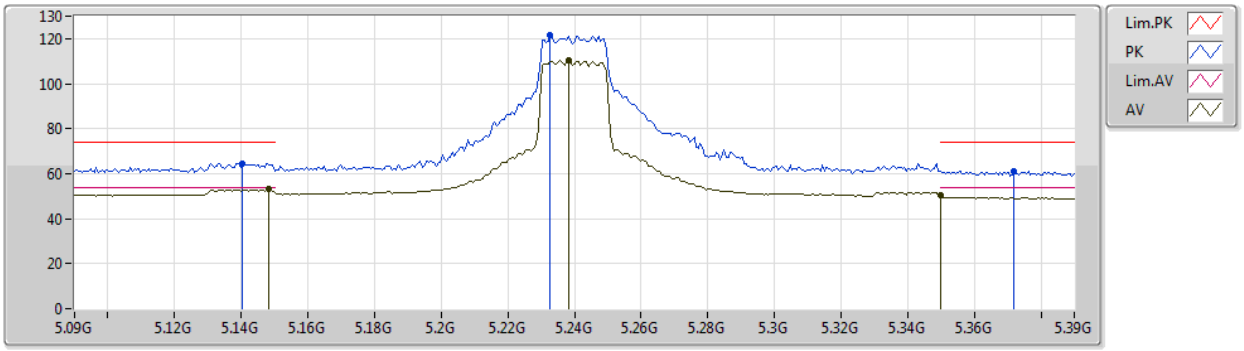

Type	Freq	Level	Limit	Margin	Factor	Dist	Condition	Azimuth	Height	Comment	Raw	AF	CL	PA
	(Hz)	(dBuV/m)	(dBuV/m)	(dB)	(dB)	(m)		(°)	(m)		(dBuV)	(dB)	(dB)	(dB)
AV	5.1482G	52.97	54.00	-1.03	7.72	3	Horizontal	300	2.04	-	45.25	34.20	7.57	34.05
AV	5.2382G	110.24	Inf	-Inf	7.85	3	Horizontal	300	2.04	-	102.39	34.28	7.62	34.05
AV	5.35G	50.21	54.00	-3.79	7.92	3	Horizontal	300	2.04	-	42.29	34.30	7.68	34.06
PK	5.1404G	64.62	74.00	-9.38	7.72	3	Horizontal	300	2.04	-	56.90	34.20	7.57	34.05
PK	5.2328G	121.51	Inf	-Inf	7.84	3	Horizontal	300	2.04	-	113.67	34.27	7.62	34.05
PK	5.372G	60.99	74.00	-13.01	7.89	3	Horizontal	300	2.04	-	53.10	34.26	7.69	34.06

Remark : Level (dBuV/m) = Raw(Read Level) + AF(Antenna Factor) + CL(Cable Loss) - PA(Preamp Factor)

802.11ax HEW20_Nss1,(MCS0)_2TX

5240MHz_TX

30/05/2020

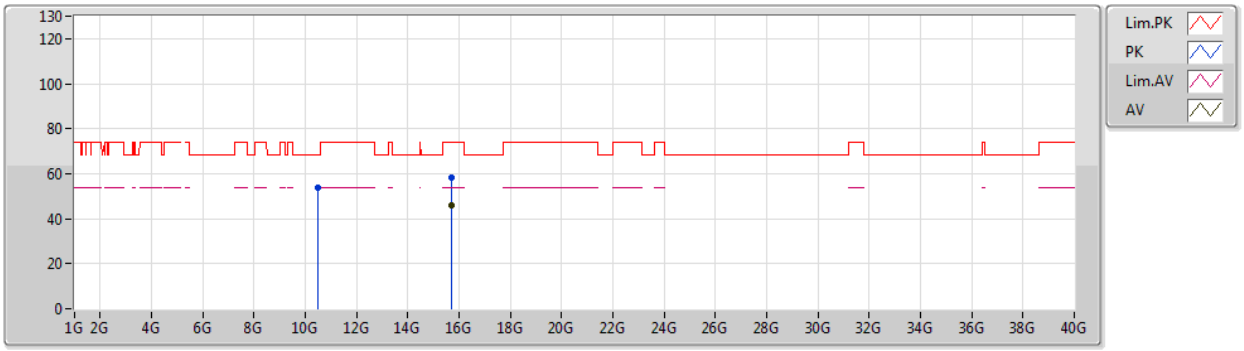

Type	Freq	Level	Limit	Margin	Factor	Dist	Condition	Azimuth	Height	Comment	Raw	AF	CL	PA
	(Hz)	(dBuV/m)	(dBuV/m)	(dB)	(dB)	(m)		(°)	(m)		(dBuV)	(dB)	(dB)	(dB)
AV	15.71652G	45.88	54.00	-8.12	12.10	3	Vertical	92	2.97	-	33.78	43.28	10.94	42.12
PK	10.47224G	53.77	68.20	-14.43	5.80	3	Vertical	133	1.50	-	47.97	39.23	9.72	43.15
PK	15.71632G	58.47	74.00	-15.53	12.10	3	Vertical	92	2.97	-	46.37	43.28	10.94	42.12

Remark : Level (dBuV/m) = Raw(Read Level) + AF(Antenna Factor) + CL(Cable Loss) - PA(Preamp Factor)

802.11ax HEW20_Nss1,(MCS0)_2TX

5240MHz_TX

30/05/2020

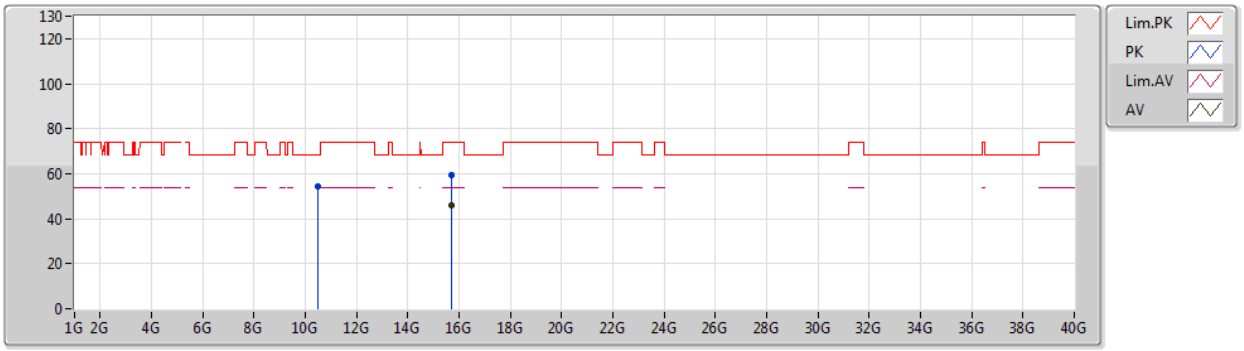

Type	Freq	Level	Limit	Margin	Factor	Dist	Condition	Azimuth	Height	Comment	Raw	AF	CL	PA
	(Hz)	(dBuV/m)	(dBuV/m)	(dB)	(dB)	(m)		(°)	(m)		(dBuV)	(dB)	(dB)	(dB)
AV	15.728G	45.97	54.00	-8.03	12.08	3	Horizontal	11	2.52	-	33.89	43.25	10.95	42.12
PK	10.48712G	54.43	68.20	-13.77	5.80	3	Horizontal	117	2.85	-	48.63	39.24	9.72	43.16
PK	15.7288G	59.36	74.00	-14.64	12.08	3	Horizontal	11	2.52	-	47.28	43.25	10.95	42.12

Remark : Level (dBuV/m) = Raw(Read Level) + AF(Antenna Factor) + CL(Cable Loss) - PA(Preamp Factor)

802.11ax HEW20_Nss1,(MCS0)_2TX

5745MHz_TX

30/05/2020

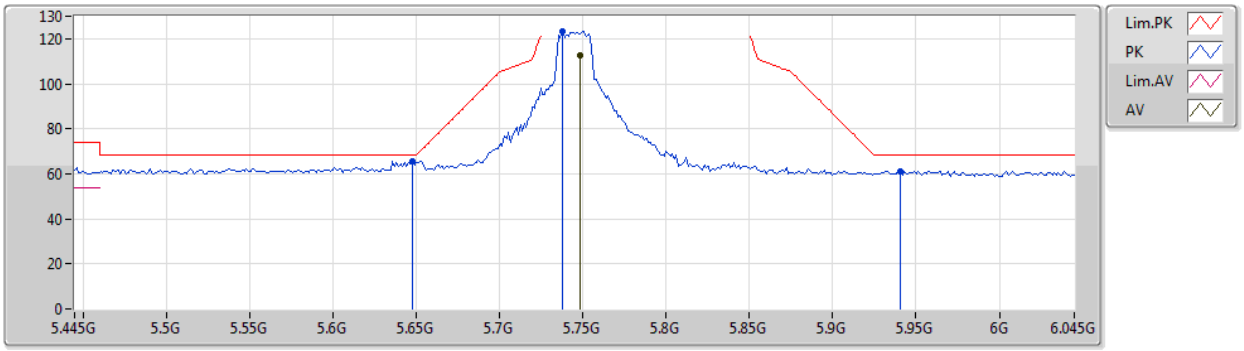

Type	Freq	Level	Limit	Margin	Factor	Dist	Condition	Azimuth	Height	Comment	Raw	AF	CL	PA
	(Hz)	(dBuV/m)	(dBuV/m)	(dB)	(dB)	(m)		(°)	(m)		(dBuV)	(dB)	(dB)	(dB)
AV	5.7486G	112.38	Inf	-Inf	7.80	3	Vertical	30	2.14	-	104.58	34.00	7.87	34.07
PK	5.6478G	65.84	68.20	-2.36	7.75	3	Vertical	30	2.14	-	58.09	34.00	7.82	34.07
PK	5.7378G	123.41	Inf	-Inf	7.78	3	Vertical	30	2.14	-	115.63	33.98	7.87	34.07
PK	5.9406G	61.33	68.20	-6.87	8.57	3	Vertical	30	2.14	-	52.76	34.68	7.97	34.08

Remark : Level (dBuV/m) = Raw(Read Level) + AF(Antenna Factor) + CL(Cable Loss) - PA(Preamp Factor)

802.11ax HEW20_Nss1,(MCS0)_2TX

5745MHz_TX

30/05/2020

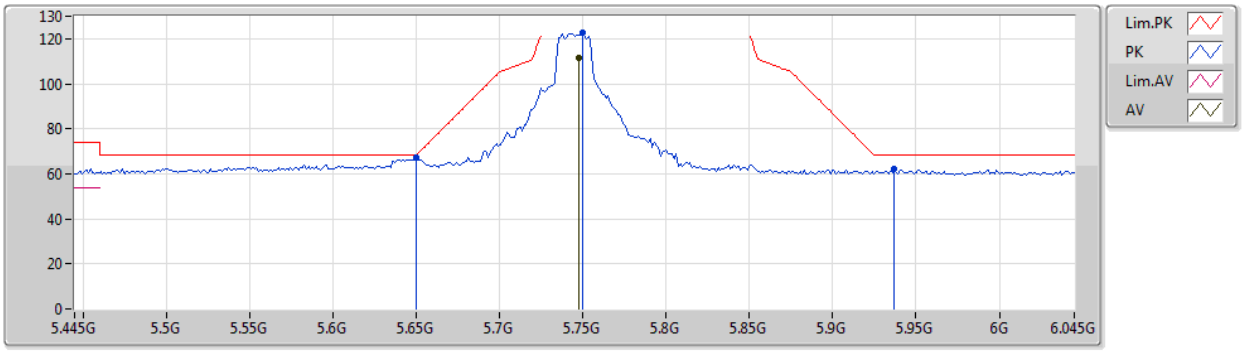

Type	Freq	Level	Limit	Margin	Factor	Dist	Condition	Azimuth	Height	Comment	Raw	AF	CL	PA
	(Hz)	(dBuV/m)	(dBuV/m)	(dB)	(dB)	(m)		(°)	(m)		(dBuV)	(dB)	(dB)	(dB)
AV	5.7474G	111.32	Inf	-Inf	7.79	3	Horizontal	153	2.00	-	103.53	33.99	7.87	34.07
PK	5.6502G	67.44	68.35	-0.91	7.76	3	Horizontal	153	2.00	-	59.68	34.00	7.83	34.07
PK	5.7498G	122.47	Inf	-Inf	7.80	3	Horizontal	153	2.00	-	114.67	34.00	7.87	34.07
PK	5.937G	62.02	68.20	-6.18	8.56	3	Horizontal	153	2.00	-	53.46	34.67	7.97	34.08

Remark : Level (dBuV/m) = Raw(Read Level) + AF(Antenna Factor) + CL(Cable Loss) - PA(Preamp Factor)

802.11ax HEW20_Nss1,(MCS0)_2TX

5745MHz_TX

30/05/2020

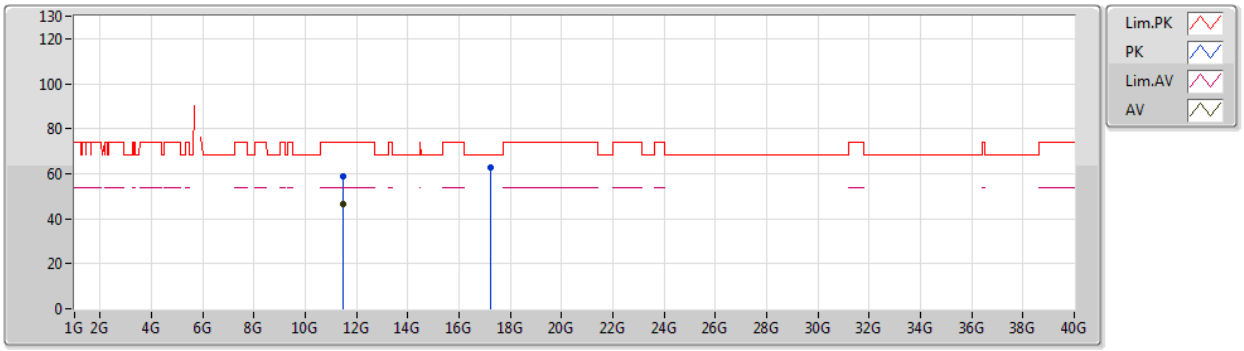

Type	Freq	Level	Limit	Margin	Factor	Dist	Condition	Azimuth	Height	Comment	Raw	AF	CL	PA
	(Hz)	(dBuV/m)	(dBuV/m)	(dB)	(dB)	(m)		(°)	(m)		(dBuV)	(dB)	(dB)	(dB)
AV	11.4916G	46.42	54.00	-7.58	7.93	3	Vertical	138	2.92	-	38.49	40.58	9.97	42.62
PK	11.48756G	58.95	74.00	-15.05	7.93	3	Vertical	138	2.92	-	51.02	40.58	9.97	42.62
PK	17.23872G	62.97	68.20	-5.23	17.07	3	Vertical	303	1.59	-	45.90	46.18	11.56	40.67

Remark : Level (dBuV/m) = Raw(Read Level) + AF(Antenna Factor) + CL(Cable Loss) - PA(Preamp Factor)

802.11ax HEW20_Nss1,(MCS0)_2TX

5745MHz_TX

30/05/2020

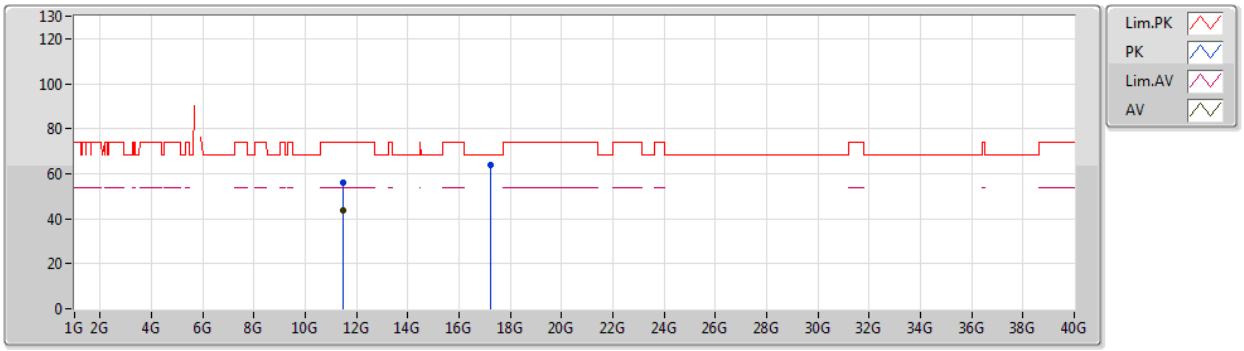

Type	Freq	Level	Limit	Margin	Factor	Dist	Condition	Azimuth	Height	Comment	Raw	AF	CL	PA
	(Hz)	(dBuV/m)	(dBuV/m)	(dB)	(dB)	(m)		(°)	(m)		(dBuV)	(dB)	(dB)	(dB)
AV	11.49076G	43.83	54.00	-10.17	7.93	3	Horizontal	67	1.84	-	35.90	40.58	9.97	42.62
PK	11.48516G	56.03	74.00	-17.97	7.92	3	Horizontal	67	1.84	-	48.11	40.57	9.97	42.62
PK	17.24496G	63.65	68.20	-4.55	17.12	3	Horizontal	317	1.35	-	46.53	46.22	11.56	40.66

Remark : Level (dBuV/m) = Raw(Read Level) + AF(Antenna Factor) + CL(Cable Loss) - PA(Preamp Factor)

802.11ax HEW20_Nss1,(MCS0)_2TX

5785MHz_TX

30/05/2020

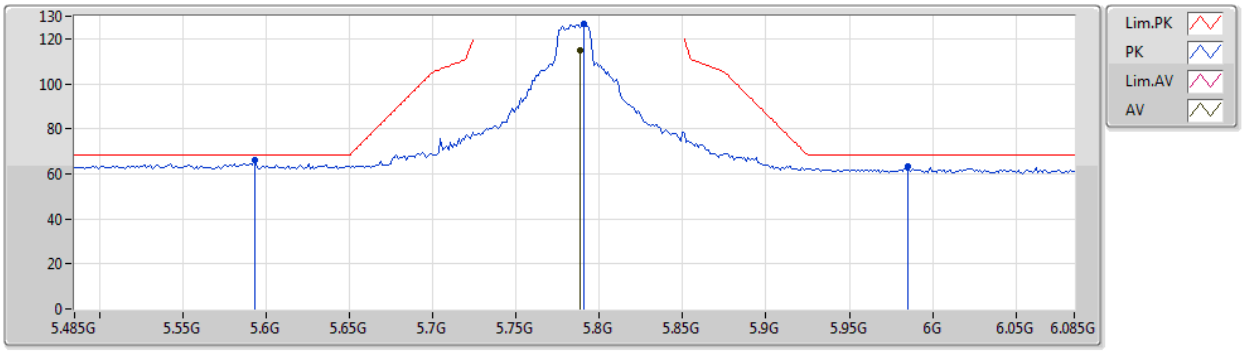

Type	Freq	Level	Limit	Margin	Factor	Dist	Condition	Azimuth	Height	Comment	Raw	AF	CL	PA
	(Hz)	(dBuV/m)	(dBuV/m)	(dB)	(dB)	(m)		(°)	(m)		(dBuV)	(dB)	(dB)	(dB)
AV	5.7886G	114.98	Inf	-Inf	7.89	3	Vertical	31	2.26	-	107.09	34.08	7.89	34.08
PK	5.593G	65.90	68.20	-2.30	7.84	3	Vertical	31	2.26	-	58.06	34.11	7.80	34.07
PK	5.791G	126.40	Inf	-Inf	7.90	3	Vertical	31	2.26	-	118.50	34.08	7.90	34.08
PK	5.9854G	63.05	68.20	-5.15	8.68	3	Vertical	31	2.26	-	54.37	34.77	7.99	34.08

Remark : Level (dBuV/m) = Raw(Read Level) + AF(Antenna Factor) + CL(Cable Loss) - PA(Preamp Factor)

802.11ax HEW20_Nss1,(MCS0)_2TX

5785MHz_TX

30/05/2020

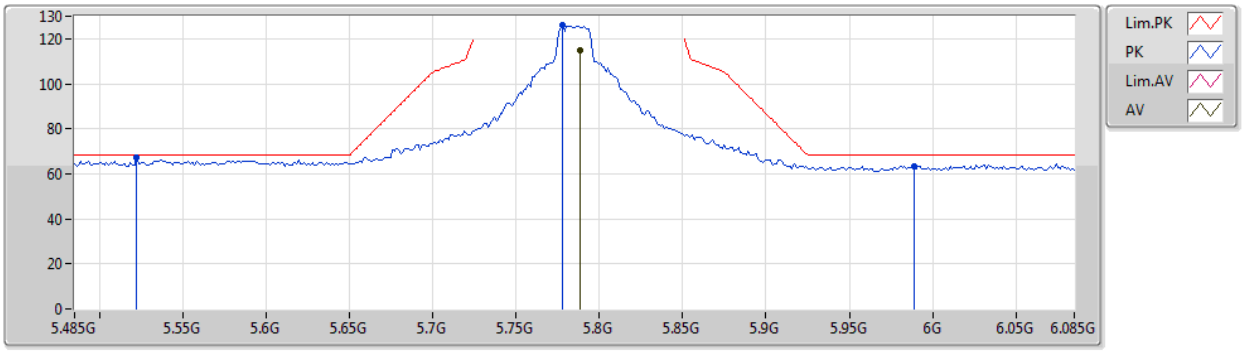

Type	Freq	Level	Limit	Margin	Factor	Dist	Condition	Azimuth	Height	Comment	Raw	AF	CL	PA
	(Hz)	(dBuV/m)	(dBuV/m)	(dB)	(dB)	(m)		(°)	(m)		(dBuV)	(dB)	(dB)	(dB)
AV	5.7886G	114.60	Inf	-Inf	7.89	3	Horizontal	156	2.23	-	106.71	34.08	7.89	34.08
PK	5.5222G	67.13	68.20	-1.07	7.87	3	Horizontal	156	2.23	-	59.26	34.18	7.76	34.07
PK	5.7778G	125.86	Inf	-Inf	7.87	3	Horizontal	156	2.23	-	117.99	34.06	7.89	34.08
PK	5.989G	63.53	68.20	-4.67	8.69	3	Horizontal	156	2.23	-	54.84	34.78	7.99	34.08

Remark : Level (dBuV/m) = Raw(Read Level) + AF(Antenna Factor) + CL(Cable Loss) - PA(Preamp Factor)

802.11ax HEW20_Nss1,(MCS0)_2TX

5785MHz_TX

30/05/2020

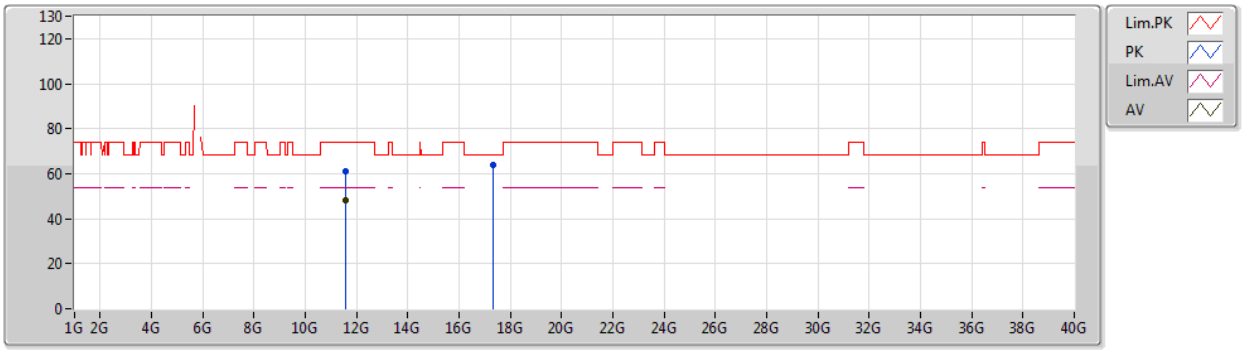

Type	Freq	Level	Limit	Margin	Factor	Dist	Condition	Azimuth	Height	Comment	Raw	AF	CL	PA
	(Hz)	(dBuV/m)	(dBuV/m)	(dB)	(dB)	(m)		(°)	(m)		(dBuV)	(dB)	(dB)	(dB)
AV	11.5706G	48.29	54.00	-5.71	8.15	3	Vertical	186	2.95	-	40.14	40.74	9.99	42.58
PK	11.571G	60.95	74.00	-13.05	8.15	3	Vertical	186	2.95	-	52.80	40.74	9.99	42.58
PK	17.3484G	63.85	68.20	-4.35	17.95	3	Vertical	86	1.50	-	45.90	46.90	11.61	40.56

Remark : Level (dBuV/m) = Raw(Read Level) + AF(Antenna Factor) + CL(Cable Loss) - PA(Preamp Factor)

802.11ax HEW20_Nss1,(MCS0)_2TX

5785MHz_TX

30/05/2020

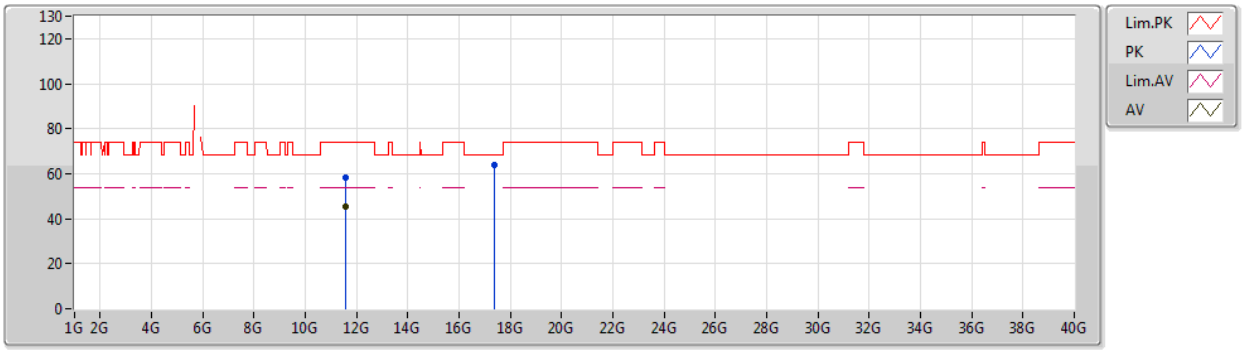

Type	Freq	Level	Limit	Margin	Factor	Dist	Condition	Azimuth	Height	Comment	Raw	AF	CL	PA
	(Hz)	(dBuV/m)	(dBuV/m)	(dB)	(dB)	(m)		(°)	(m)		(dBuV)	(dB)	(dB)	(dB)
AV	11.56592G	45.44	54.00	-8.56	8.13	3	Horizontal	64	1.80	-	37.31	40.73	9.99	42.59
PK	11.57104G	58.33	74.00	-15.67	8.15	3	Horizontal	64	1.80	-	50.18	40.74	9.99	42.58
PK	17.3636G	64.00	68.20	-4.20	18.06	3	Horizontal	297	1.49	-	45.94	47.00	11.61	40.55

Remark : Level (dBuV/m) = Raw(Read Level) + AF(Antenna Factor) + CL(Cable Loss) - PA(Preamp Factor)

802.11ax HEW20_Nss1,(MCS0)_2TX

5825MHz_TX

30/05/2020

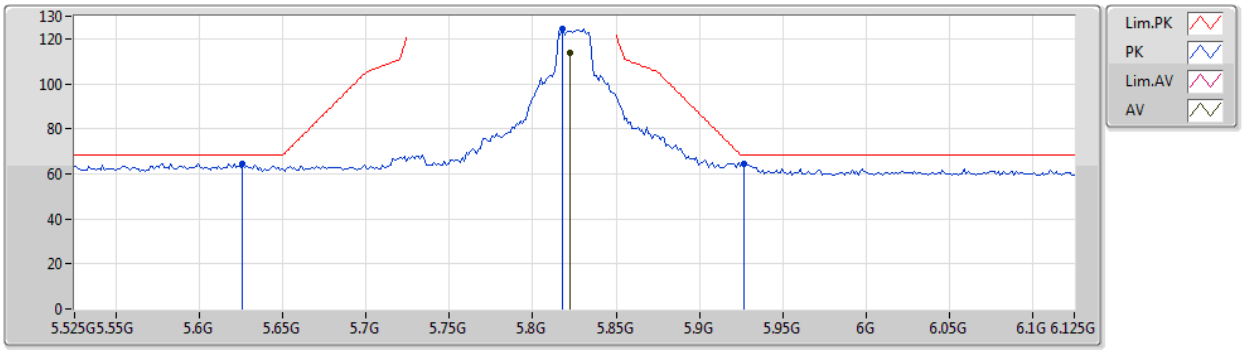

Type	Freq	Level	Limit	Margin	Factor	Dist	Condition	Azimuth	Height	Comment	Raw	AF	CL	PA
	(Hz)	(dBuV/m)	(dBuV/m)	(dB)	(dB)	(m)		(°)	(m)		(dBuV)	(dB)	(dB)	(dB)
AV	5.8226G	113.68	Inf	-Inf	8.04	3	Vertical	28	2.21	-	105.64	34.21	7.91	34.08
PK	5.6258G	64.37	68.20	-3.83	7.79	3	Vertical	28	2.21	-	56.58	34.05	7.81	34.07
PK	5.8178G	124.34	Inf	-Inf	8.02	3	Vertical	28	2.21	-	116.32	34.19	7.91	34.08
PK	5.927G	64.49	68.20	-3.71	8.53	3	Vertical	28	2.21	-	55.96	34.65	7.96	34.08

Remark : Level (dBuV/m) = Raw(Read Level) + AF(Antenna Factor) + CL(Cable Loss) - PA(Preamp Factor)

802.11ax HEW20_Nss1,(MCS0)_2TX

5825MHz_TX

30/05/2020

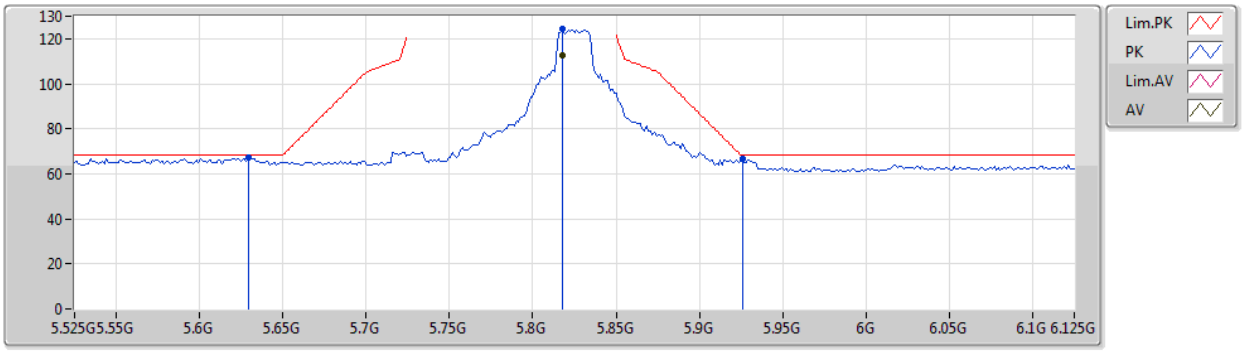

Type	Freq	Level	Limit	Margin	Factor	Dist	Condition	Azimuth	Height	Comment	Raw	AF	CL	PA
	(Hz)	(dBuV/m)	(dBuV/m)	(dB)	(dB)	(m)		(°)	(m)		(dBuV)	(dB)	(dB)	(dB)
AV	5.8178G	112.83	Inf	-Inf	8.02	3	Horizontal	156	2.20	-	104.81	34.19	7.91	34.08
PK	5.6294G	67.37	68.20	-0.83	7.78	3	Horizontal	156	2.20	-	59.59	34.04	7.81	34.07
PK	5.8178G	124.30	Inf	-Inf	8.02	3	Horizontal	156	2.20	-	116.28	34.19	7.91	34.08
PK	5.9258G	66.46	68.20	-1.74	8.53	3	Horizontal	156	2.20	-	57.93	34.65	7.96	34.08

Remark : Level (dBuV/m) = Raw(Read Level) + AF(Antenna Factor) + CL(Cable Loss) - PA(Preamp Factor)

802.11ax HEW20_Nss1,(MCS0)_2TX

5825MHz_TX

30/05/2020

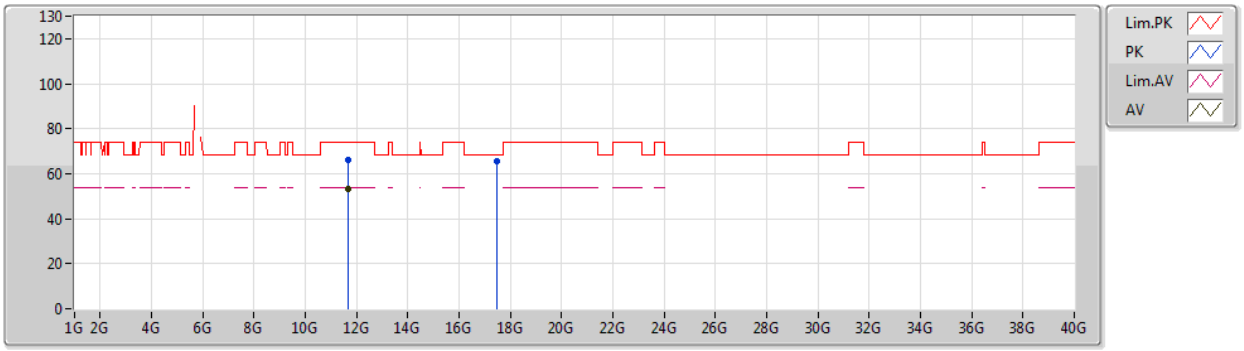

Type	Freq	Level	Limit	Margin	Factor	Dist	Condition	Azimuth	Height	Comment	Raw	AF	CL	PA
	(Hz)	(dBuV/m)	(dBuV/m)	(dB)	(dB)	(m)		(°)	(m)		(dBuV)	(dB)	(dB)	(dB)
AV	11.651G	52.97	54.00	-1.03	8.37	3	Vertical	56	2.12	-	44.60	40.90	10.01	42.54
PK	11.65096G	65.89	74.00	-8.11	8.37	3	Vertical	56	2.12	-	57.52	40.90	10.01	42.54
PK	17.48108G	65.70	68.20	-2.50	19.01	3	Vertical	323	2.50	-	46.69	47.78	11.67	40.44

Remark : Level (dBuV/m) = Raw(Read Level) + AF(Antenna Factor) + CL(Cable Loss) - PA(Preamp Factor)

802.11ax HEW20_Nss1,(MCS0)_2TX

5825MHz_TX

30/05/2020

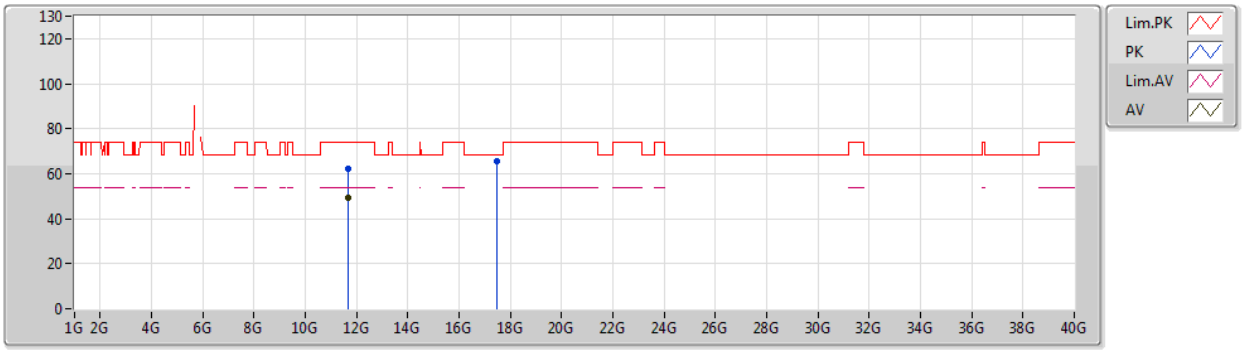

Type	Freq	Level	Limit	Margin	Factor	Dist	Condition	Azimuth	Height	Comment	Raw	AF	CL	PA
	(Hz)	(dBuV/m)	(dBuV/m)	(dB)	(dB)	(m)		(°)	(m)		(dBuV)	(dB)	(dB)	(dB)
AV	11.65108G	49.55	54.00	-4.45	8.37	3	Horizontal	66	1.77	-	41.18	40.90	10.01	42.54
PK	11.65112G	62.38	74.00	-11.62	8.37	3	Horizontal	66	1.77	-	54.01	40.90	10.01	42.54
PK	17.47888G	65.53	68.20	-2.67	18.99	3	Horizontal	122	2.44	-	46.54	47.76	11.67	40.44

Remark : Level (dBuV/m) = Raw(Read Level) + AF(Antenna Factor) + CL(Cable Loss) - PA(Preamp Factor)

802.11ax HEW40_Nss1,(MCS0)_2TX

5190MHz_TX

31/05/2020

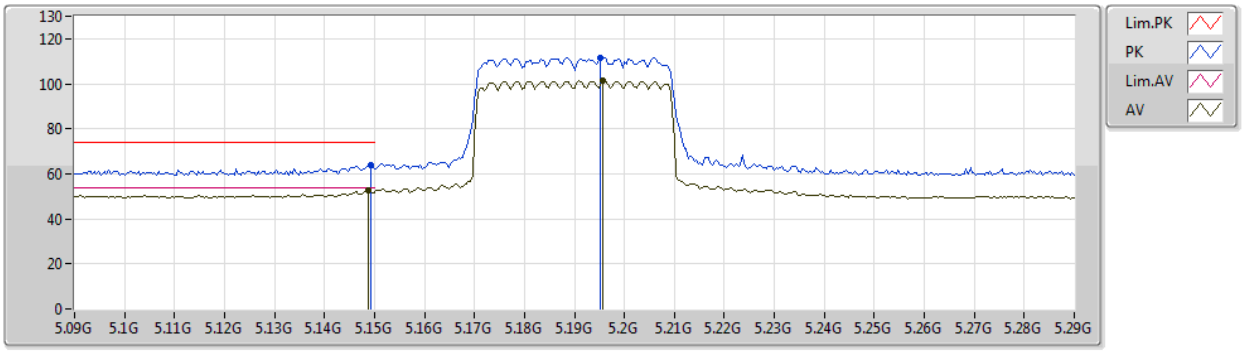

Type	Freq	Level	Limit	Margin	Factor	Dist	Condition	Azimuth	Height	Comment	Raw	AF	CL	PA
	(Hz)	(dBuV/m)	(dBuV/m)	(dB)	(dB)	(m)		(°)	(m)		(dBuV)	(dB)	(dB)	(dB)
AV	5.1488G	52.40	54.00	-1.60	7.72	3	Vertical	249	2.23	-	44.68	34.20	7.57	34.05
AV	5.1956G	101.34	Inf	-Inf	7.75	3	Vertical	249	2.23	-	93.59	34.20	7.60	34.05
PK	5.1492G	63.88	74.00	-10.12	7.72	3	Vertical	249	2.23	-	56.16	34.20	7.57	34.05
PK	5.1952G	111.48	Inf	-Inf	7.75	3	Vertical	249	2.23	-	103.73	34.20	7.60	34.05

Remark : Level (dBuV/m) = Raw(Read Level) + AF(Antenna Factor) + CL(Cable Loss) - PA(Preamp Factor)

802.11ax HEW40_Nss1,(MCS0)_2TX

5190MHz_TX

31/05/2020

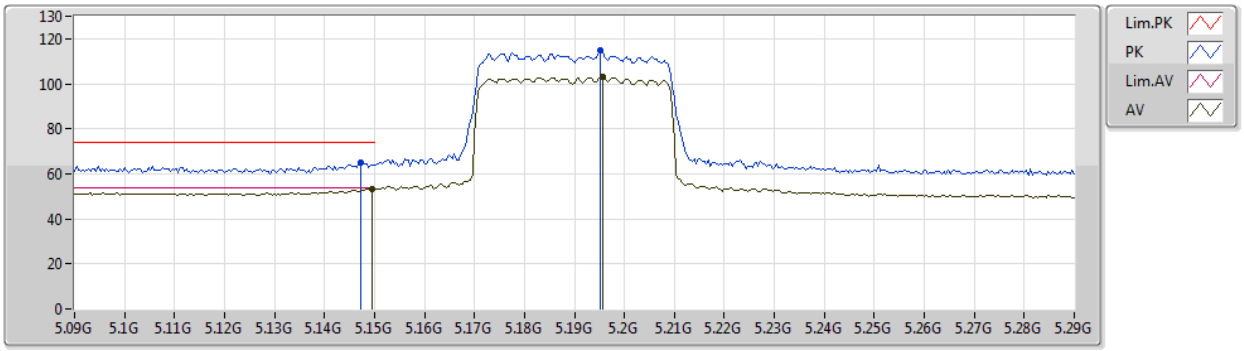

Type	Freq	Level	Limit	Margin	Factor	Dist	Condition	Azimuth	Height	Comment	Raw	AF	CL	PA
	(Hz)	(dBuV/m)	(dBuV/m)	(dB)	(dB)	(m)		(°)	(m)		(dBuV)	(dB)	(dB)	(dB)
AV	5.1496G	53.23	54.00	-0.77	7.72	3	Horizontal	292	2.23	-	45.51	34.20	7.57	34.05
AV	5.1956G	103.03	Inf	-Inf	7.75	3	Horizontal	292	2.23	-	95.28	34.20	7.60	34.05
PK	5.1472G	64.98	74.00	-9.02	7.72	3	Horizontal	292	2.23	-	57.26	34.20	7.57	34.05
PK	5.1952G	114.99	Inf	-Inf	7.75	3	Horizontal	292	2.23	-	107.24	34.20	7.60	34.05

Remark : Level (dBuV/m) = Raw(Read Level) + AF(Antenna Factor) + CL(Cable Loss) - PA(Preamp Factor)

802.11ax HEW40_Nss1,(MCS0)_2TX

5190MHz_TX

31/05/2020

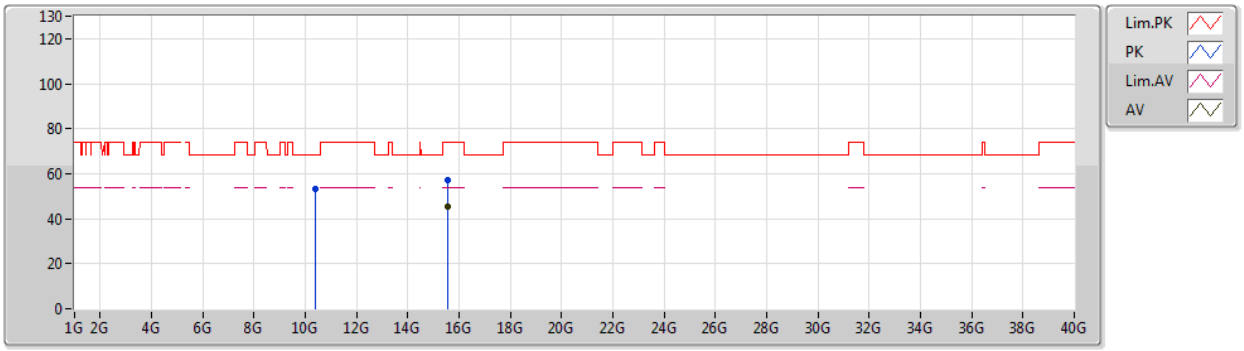

Type	Freq	Level	Limit	Margin	Factor	Dist	Condition	Azimuth	Height	Comment	Raw	AF	CL	PA
	(Hz)	(dBuV/m)	(dBuV/m)	(dB)	(dB)	(m)		(°)	(m)		(dBuV)	(dB)	(dB)	(dB)
AV	15.56586G	45.43	54.00	-8.57	12.52	3	Vertical	74	1.50	-	32.91	43.64	10.91	42.03
PK	10.37946G	53.24	68.20	-14.96	5.73	3	Vertical	91	1.50	-	47.51	39.17	9.69	43.13
PK	15.58038G	57.20	74.00	-16.80	12.49	3	Vertical	74	1.50	-	44.71	43.61	10.92	42.04

Remark : Level (dBuV/m) = Raw(Read Level) + AF(Antenna Factor) + CL(Cable Loss) - PA(Preamp Factor)

802.11ax HEW40_Nss1,(MCS0)_2TX

5190MHz_TX

31/05/2020

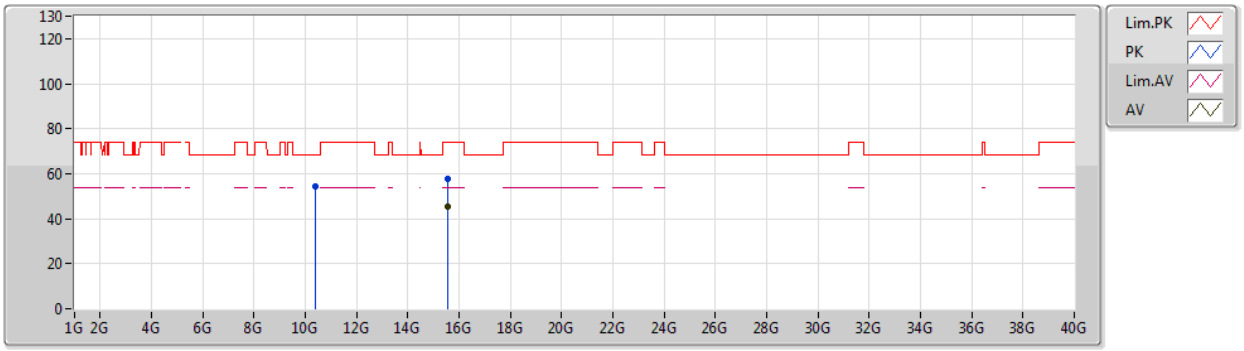

Type	Freq	Level	Limit	Margin	Factor	Dist	Condition	Azimuth	Height	Comment	Raw	AF	CL	PA
	(Hz)	(dBuV/m)	(dBuV/m)	(dB)	(dB)	(m)		(°)	(m)		(dBuV)	(dB)	(dB)	(dB)
AV	15.56472G	45.47	54.00	-8.53	12.52	3	Horizontal	160	1.50	-	32.95	43.64	10.91	42.03
PK	10.38372G	54.33	68.20	-13.87	5.74	3	Horizontal	251	2.26	-	48.59	39.17	9.70	43.13
PK	15.57642G	57.63	74.00	-16.37	12.51	3	Horizontal	160	1.50	-	45.12	43.62	10.92	42.03

Remark : Level (dBuV/m) = Raw(Read Level) + AF(Antenna Factor) + CL(Cable Loss) - PA(Preamp Factor)

802.11ax HEW40_Nss1,(MCS0)_2TX

5230MHz_TX

31/05/2020

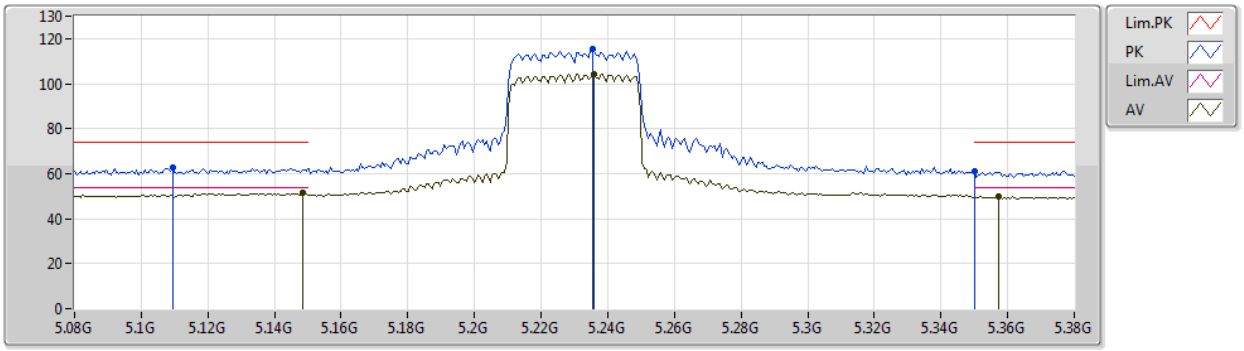

Type	Freq	Level	Limit	Margin	Factor	Dist	Condition	Azimuth	Height	Comment	Raw	AF	CL	PA
	(Hz)	(dBuV/m)	(dBuV/m)	(dB)	(dB)	(m)		(°)	(m)		(dBuV)	(dB)	(dB)	(dB)
AV	5.1484G	51.39	54.00	-2.61	7.72	3	Vertical	242	2.29	-	43.67	34.20	7.57	34.05
AV	5.236G	104.50	Inf	-Inf	7.84	3	Vertical	242	2.29	-	96.66	34.27	7.62	34.05
AV	5.3572G	49.76	54.00	-4.24	7.91	3	Vertical	242	2.29	-	41.85	34.29	7.68	34.06
PK	5.1094G	62.58	74.00	-11.42	7.70	3	Vertical	242	2.29	-	54.88	34.20	7.55	34.05
PK	5.2354G	115.55	Inf	-Inf	7.84	3	Vertical	242	2.29	-	107.71	34.27	7.62	34.05
PK	5.35G	60.95	74.00	-13.05	7.92	3	Vertical	242	2.29	-	53.03	34.30	7.68	34.06

Remark : Level (dBuV/m) = Raw(Read Level) + AF(Antenna Factor) + CL(Cable Loss) - PA(Preamp Factor)

802.11ax HEW40_Nss1,(MCS0)_2TX

5230MHz_TX

31/05/2020

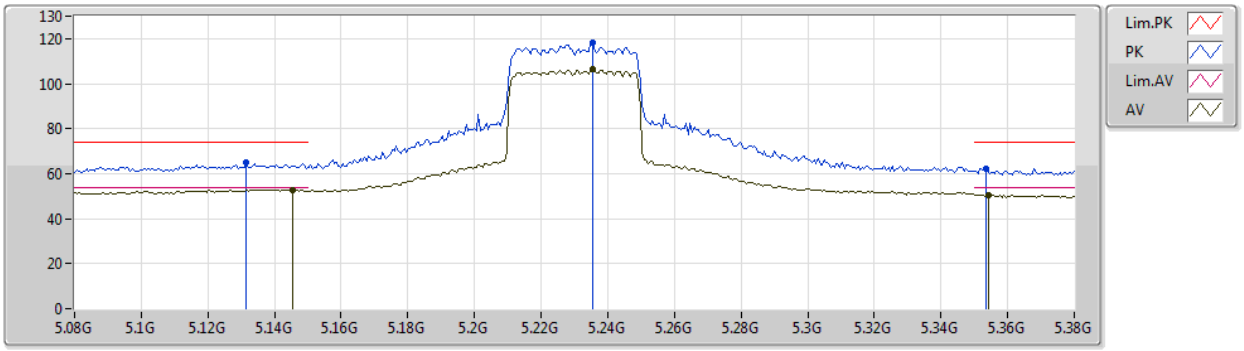

Type	Freq	Level	Limit	Margin	Factor	Dist	Condition	Azimuth	Height	Comment	Raw	AF	CL	PA
	(Hz)	(dBuV/m)	(dBuV/m)	(dB)	(dB)	(m)		(°)	(m)		(dBuV)	(dB)	(dB)	(dB)
AV	5.1454G	52.93	54.00	-1.07	7.72	3	Horizontal	297	2.02	-	45.21	34.20	7.57	34.05
AV	5.2354G	106.34	Inf	-Inf	7.84	3	Horizontal	297	2.02	-	98.50	34.27	7.62	34.05
AV	5.3542G	50.65	54.00	-3.35	7.91	3	Horizontal	297	2.02	-	42.74	34.29	7.68	34.06
PK	5.1316G	64.89	74.00	-9.11	7.72	3	Horizontal	297	2.02	-	57.17	34.20	7.57	34.05
PK	5.2354G	118.02	Inf	-Inf	7.84	3	Horizontal	297	2.02	-	110.18	34.27	7.62	34.05
PK	5.3536G	62.33	74.00	-11.67	7.91	3	Horizontal	297	2.02	-	54.42	34.29	7.68	34.06

Remark : Level (dBuV/m) = Raw(Read Level) + AF(Antenna Factor) + CL(Cable Loss) - PA(Preamp Factor)

802.11ax HEW40_Nss1,(MCS0)_2TX

5230MHz_TX

31/05/2020

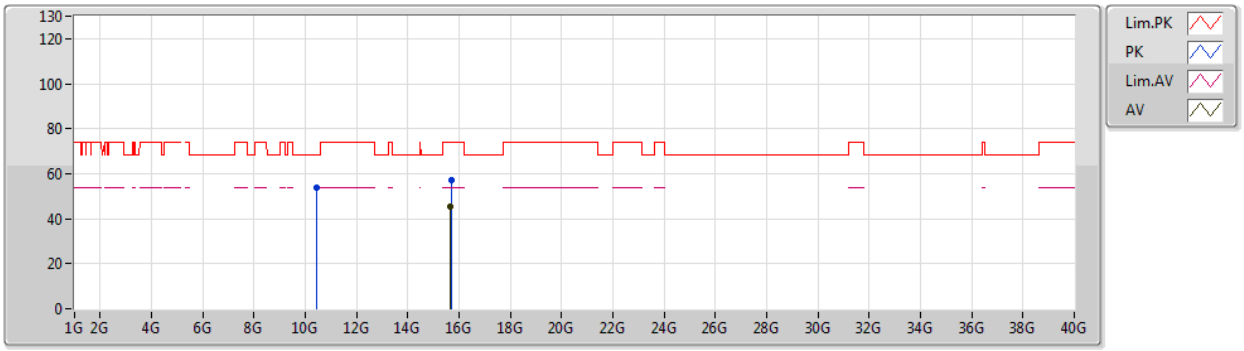

Type	Freq	Level	Limit	Margin	Factor	Dist	Condition	Azimuth	Height	Comment	Raw	AF	CL	PA
	(Hz)	(dBuV/m)	(dBuV/m)	(dB)	(dB)	(m)		(°)	(m)		(dBuV)	(dB)	(dB)	(dB)
AV	15.665G	45.25	54.00	-8.75	12.24	3	Vertical	199	1.50	-	33.01	43.40	10.93	42.09
PK	10.4552G	53.58	68.20	-14.62	5.78	3	Vertical	204	1.50	-	47.80	39.22	9.71	43.15
PK	15.703G	56.94	74.00	-17.06	12.14	3	Vertical	199	1.50	-	44.80	43.31	10.94	42.11

Remark : Level (dBuV/m) = Raw(Read Level) + AF(Antenna Factor) + CL(Cable Loss) - PA(Preamp Factor)

802.11ax HEW40_Nss1,(MCS0)_2TX

5230MHz_TX

31/05/2020

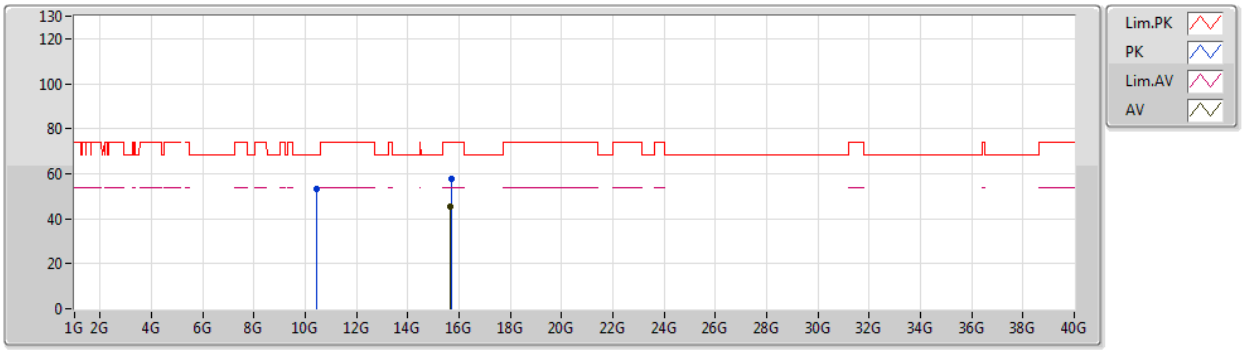

Type	Freq	Level	Limit	Margin	Factor	Dist	Condition	Azimuth	Height	Comment	Raw	AF	CL	PA
	(Hz)	(dBuV/m)	(dBuV/m)	(dB)	(dB)	(m)		(°)	(m)		(dBuV)	(dB)	(dB)	(dB)
AV	15.6752G	45.22	54.00	-8.78	12.23	3	Horizontal	20	1.13	-	32.99	43.38	10.94	42.09
PK	10.455G	53.43	68.20	-14.77	5.78	3	Horizontal	70	1.50	-	47.65	39.22	9.71	43.15
PK	15.6896G	57.76	74.00	-16.24	12.18	3	Horizontal	20	1.13	-	45.58	43.34	10.94	42.10

Remark : Level (dBuV/m) = Raw(Read Level) + AF(Antenna Factor) + CL(Cable Loss) - PA(Preamp Factor)

802.11ax HEW40_Nss1,(MCS0)_2TX

5755MHz_TX

31/05/2020

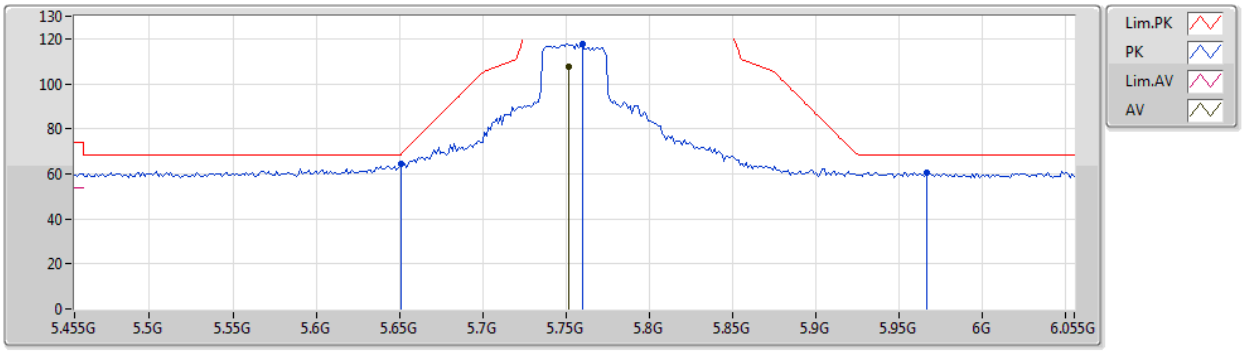

Type	Freq	Level	Limit	Margin	Factor	Dist	Condition	Azimuth	Height	Comment	Raw	AF	CL	PA
	(Hz)	(dBuV/m)	(dBuV/m)	(dB)	(dB)	(m)		(°)	(m)		(dBuV)	(dB)	(dB)	(dB)
AV	5.7514G	107.53	Inf	-Inf	7.80	3	Vertical	263	2.14	-	99.73	34.00	7.88	34.08
PK	5.6506G	64.47	68.64	-4.17	7.76	3	Vertical	263	2.14	-	56.71	34.00	7.83	34.07
PK	5.7598G	117.90	Inf	-Inf	7.82	3	Vertical	263	2.14	-	110.08	34.02	7.88	34.08
PK	5.9662G	60.50	68.20	-7.70	8.63	3	Vertical	263	2.14	-	51.87	34.73	7.98	34.08

Remark : Level (dBuV/m) = Raw(Read Level) + AF(Antenna Factor) + CL(Cable Loss) - PA(Preamp Factor)

042903

802.11ax HEW40_Nss1,(MCS0)_2TX

5755MHz_TX

31/05/2020

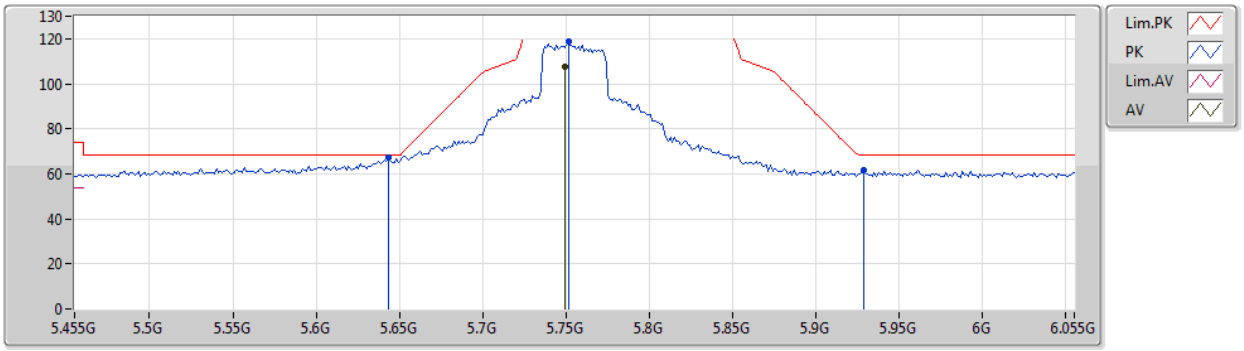

Type	Freq	Level	Limit	Margin	Factor	Dist	Condition	Azimuth	Height	Comment	Raw	AF	CL	PA
	(Hz)	(dBuV/m)	(dBuV/m)	(dB)	(dB)	(m)		(°)	(m)		(dBuV)	(dB)	(dB)	(dB)
AV	5.749G	107.31	Inf	-Inf	7.80	3	Horizontal	324	2.06	-	99.51	34.00	7.87	34.07
PK	5.6434G	67.11	68.20	-1.09	7.76	3	Horizontal	324	2.06	-	59.35	34.01	7.82	34.07
PK	5.7514G	118.83	Inf	-Inf	7.80	3	Horizontal	324	2.06	-	111.03	34.00	7.88	34.08
PK	5.929G	61.89	68.20	-6.31	8.54	3	Horizontal	324	2.06	-	53.35	34.66	7.96	34.08

Remark : Level (dBuV/m) = Raw(Read Level) + AF(Antenna Factor) + CL(Cable Loss) - PA(Preamp Factor)

802.11ax HEW40_Nss1,(MCS0)_2TX

5755MHz_TX

31/05/2020

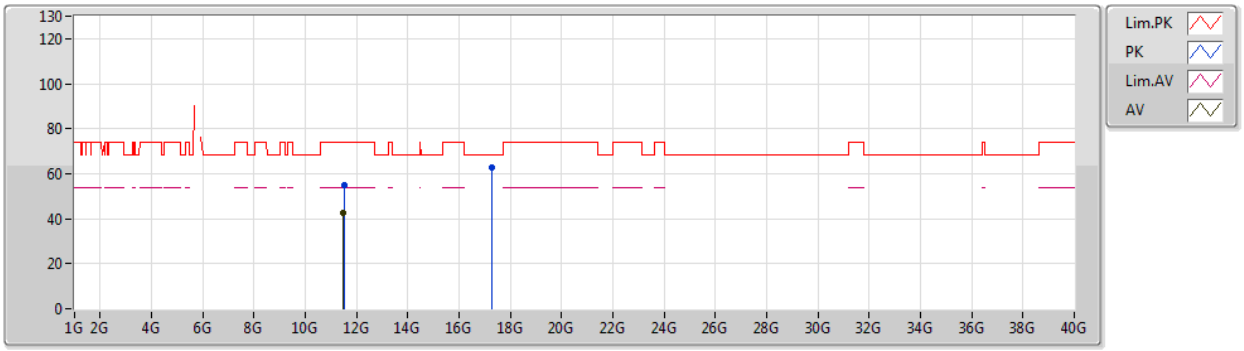

Type	Freq	Level	Limit	Margin	Factor	Dist	Condition	Azimuth	Height	Comment	Raw	AF	CL	PA
	(Hz)	(dBuV/m)	(dBuV/m)	(dB)	(dB)	(m)		(°)	(m)		(dBuV)	(dB)	(dB)	(dB)
AV	11.4964G	42.75	54.00	-11.25	7.94	3	Vertical	318	1.50	-	34.81	40.59	9.97	42.62
PK	11.5094G	54.67	74.00	-19.33	7.98	3	Vertical	318	1.50	-	46.69	40.62	9.98	42.62
PK	17.2578G	62.95	68.20	-5.25	17.22	3	Vertical	113	1.50	-	45.73	46.30	11.57	40.65

Remark : Level (dBuV/m) = Raw(Read Level) + AF(Antenna Factor) + CL(Cable Loss) - PA(Preamp Factor)

802.11ax HEW40_Nss1,(MCS0)_2TX

5755MHz_TX

31/05/2020

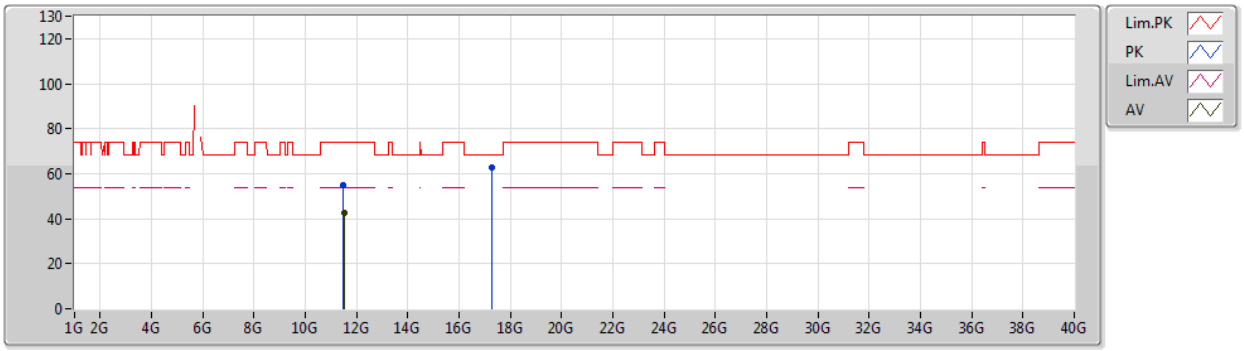

Type	Freq	Level	Limit	Margin	Factor	Dist	Condition	Azimuth	Height	Comment	Raw	AF	CL	PA
	(Hz)	(dBuV/m)	(dBuV/m)	(dB)	(dB)	(m)		(°)	(m)		(dBuV)	(dB)	(dB)	(dB)
AV	11.523G	42.76	54.00	-11.24	8.02	3	Horizontal	87	1.50	-	34.74	40.65	9.98	42.61
PK	11.4859G	54.94	74.00	-19.06	7.92	3	Horizontal	87	1.50	-	47.02	40.57	9.97	42.62
PK	17.2855G	62.71	68.20	-5.49	17.44	3	Horizontal	339	1.50	-	45.27	46.48	11.58	40.62

Remark : Level (dBuV/m) = Raw(Read Level) + AF(Antenna Factor) + CL(Cable Loss) - PA(Preamp Factor)

802.11ax HEW40_Nss1,(MCS0)_2TX

5795MHz_TX

31/05/2020

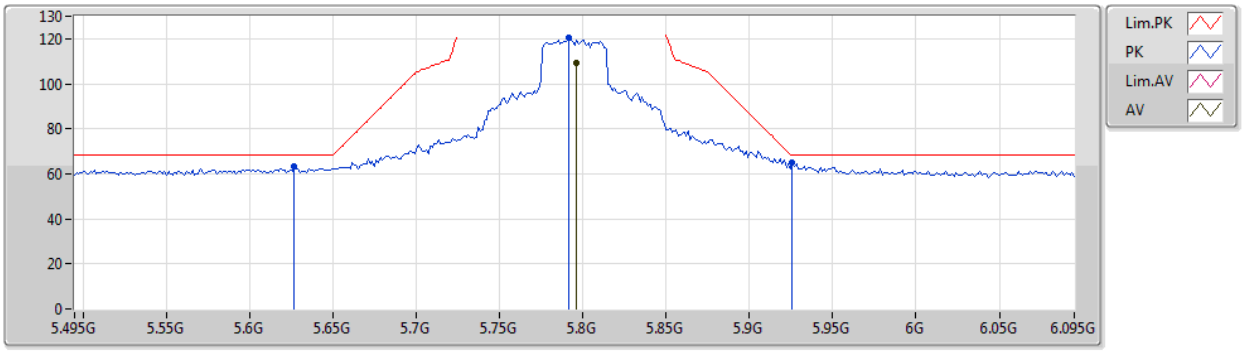

Type	Freq	Level	Limit	Margin	Factor	Dist	Condition	Azimuth	Height	Comment	Raw	AF	CL	PA
	(Hz)	(dBuV/m)	(dBuV/m)	(dB)	(dB)	(m)		(°)	(m)		(dBuV)	(dB)	(dB)	(dB)
AV	5.7962G	109.09	Inf	-Inf	7.91	3	Vertical	262	2.15	-	101.18	34.09	7.90	34.08
PK	5.627G	63.34	68.20	-4.86	7.79	3	Vertical	262	2.15	-	55.55	34.05	7.81	34.07
PK	5.7914G	120.49	Inf	-Inf	7.90	3	Vertical	262	2.15	-	112.59	34.08	7.90	34.08
PK	5.9258G	65.22	68.20	-2.98	8.53	3	Vertical	262	2.15	-	56.69	34.65	7.96	34.08

Remark : Level (dBuV/m) = Raw(Read Level) + AF(Antenna Factor) + CL(Cable Loss) - PA(Preamp Factor)

802.11ax HEW40_Nss1,(MCS0)_2TX

5795MHz_TX

31/05/2020

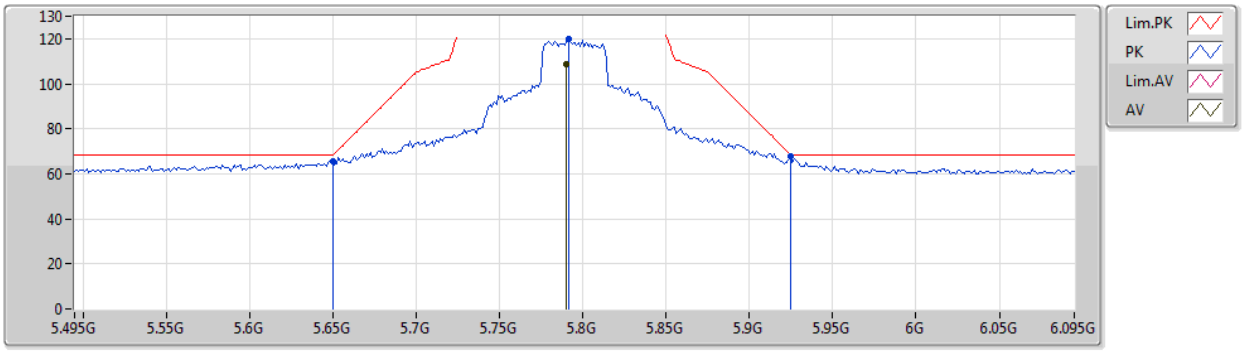

Type	Freq	Level	Limit	Margin	Factor	Dist	Condition	Azimuth	Height	Comment	Raw	AF	CL	PA
	(Hz)	(dBuV/m)	(dBuV/m)	(dB)	(dB)	(m)		(°)	(m)		(dBuV)	(dB)	(dB)	(dB)
AV	5.7902G	108.89	Inf	-Inf	7.90	3	Horizontal	322	2.17	-	100.99	34.08	7.90	34.08
PK	5.6498G	65.48	68.20	-2.72	7.75	3	Horizontal	322	2.17	-	57.73	34.00	7.82	34.07
PK	5.7914G	119.90	Inf	-Inf	7.90	3	Horizontal	322	2.17	-	112.00	34.08	7.90	34.08
PK	5.9246G	67.63	68.50	-0.87	8.53	3	Horizontal	322	2.17	-	59.10	34.65	7.96	34.08

Remark : Level (dBuV/m) = Raw(Read Level) + AF(Antenna Factor) + CL(Cable Loss) - PA(Preamp Factor)

802.11ax HEW40_Nss1,(MCS0)_2TX

5795MHz_TX

31/05/2020

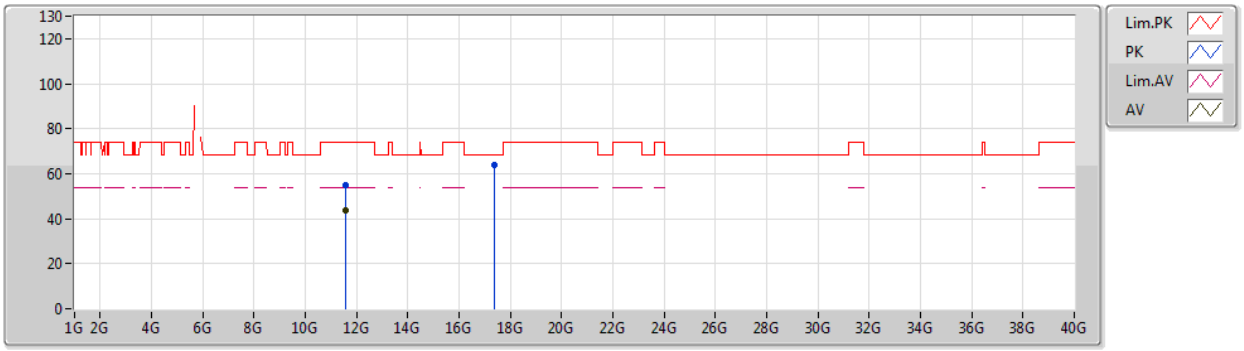

Type	Freq	Level	Limit	Margin	Factor	Dist	Condition	Azimuth	Height	Comment	Raw	AF	CL	PA
	(Hz)	(dBuV/m)	(dBuV/m)	(dB)	(dB)	(m)		(°)	(m)		(dBuV)	(dB)	(dB)	(dB)
AV	11.58082G	43.52	54.00	-10.48	8.18	3	Vertical	77	2.42	-	35.34	40.76	10.00	42.58
PK	11.5804G	54.71	74.00	-19.29	8.18	3	Vertical	77	2.42	-	46.53	40.76	10.00	42.58
PK	17.37318G	63.75	68.20	-4.45	18.14	3	Vertical	295	1.50	-	45.61	47.06	11.62	40.54

Remark : Level (dBuV/m) = Raw(Read Level) + AF(Antenna Factor) + CL(Cable Loss) - PA(Preamp Factor)

802.11ax HEW40_Nss1,(MCS0)_2TX

5795MHz_TX

31/05/2020

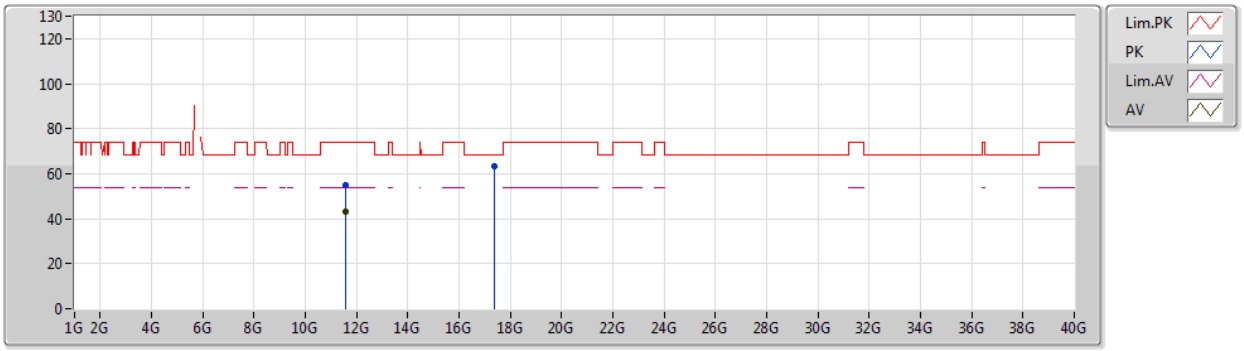

Type	Freq	Level	Limit	Margin	Factor	Dist	Condition	Azimuth	Height	Comment	Raw	AF	CL	PA
	(Hz)	(dBuV/m)	(dBuV/m)	(dB)	(dB)	(m)		(°)	(m)		(dBuV)	(dB)	(dB)	(dB)
AV	11.58016G	42.99	54.00	-11.01	8.18	3	Horizontal	333	1.50	-	34.81	40.76	10.00	42.58
PK	11.58214G	54.89	74.00	-19.11	8.18	3	Horizontal	333	1.50	-	46.71	40.76	10.00	42.58
PK	17.38308G	63.10	68.20	-5.10	18.22	3	Horizontal	63	1.50	-	44.88	47.13	11.62	40.53

Remark : Level (dBuV/m) = Raw(Read Level) + AF(Antenna Factor) + CL(Cable Loss) - PA(Preamp Factor)

802.11ax HEW80_Nss1,(MCS0)_2TX

5210MHz_TX

30/05/2020

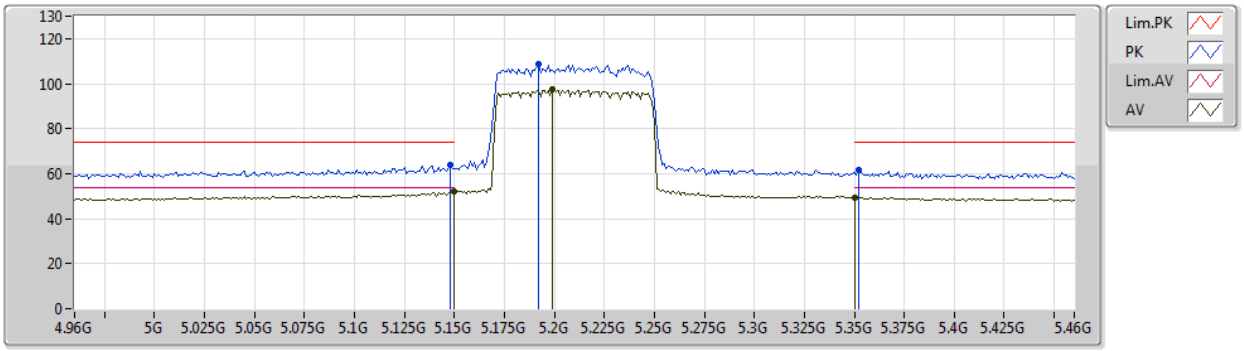

Type	Freq	Level	Limit	Margin	Factor	Dist	Condition	Azimuth	Height	Comment	Raw	AF	CL	PA
	(Hz)	(dBuV/m)	(dBuV/m)	(dB)	(dB)	(m)		(°)	(m)		(dBuV)	(dB)	(dB)	(dB)
AV	5.15G	51.87	54.00	-2.13	7.72	3	Vertical	274	2.14	-	44.15	34.20	7.57	34.05
AV	5.199G	97.45	Inf	-Inf	7.75	3	Vertical	274	2.14	-	89.70	34.20	7.60	34.05
AV	5.35G	49.52	54.00	-4.48	7.92	3	Vertical	274	2.14	-	41.60	34.30	7.68	34.06
PK	5.148G	63.68	74.00	-10.32	7.72	3	Vertical	274	2.14	-	55.96	34.20	7.57	34.05
PK	5.192G	108.66	Inf	-Inf	7.75	3	Vertical	274	2.14	-	100.91	34.20	7.60	34.05
PK	5.352G	61.53	74.00	-12.47	7.92	3	Vertical	274	2.14	-	53.61	34.30	7.68	34.06

Remark : Level (dBuV/m) = Raw(Read Level) + AF(Antenna Factor) + CL(Cable Loss) - PA(Preamp Factor)

802.11ax HEW80_Nss1,(MCS0)_2TX

5210MHz_TX

30/05/2020

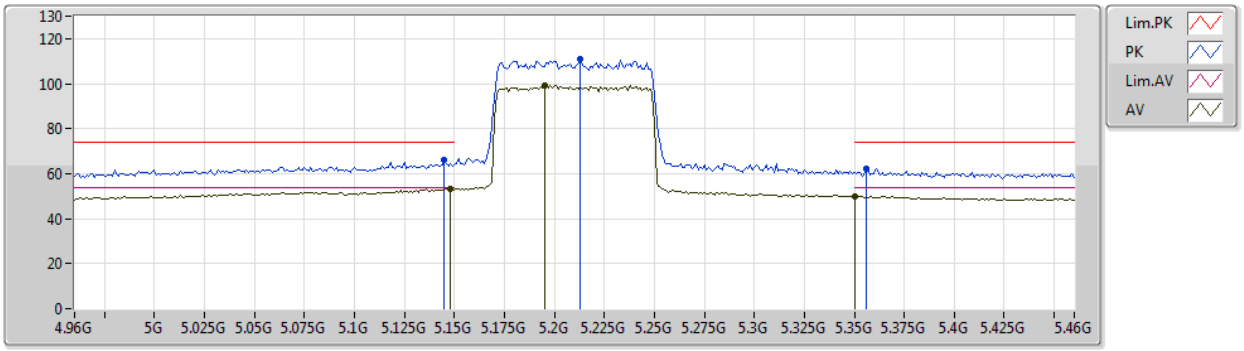

Type	Freq	Level	Limit	Margin	Factor	Dist	Condition	Azimuth	Height	Comment	Raw	AF	CL	PA
	(Hz)	(dBuV/m)	(dBuV/m)	(dB)	(dB)	(m)		(°)	(m)		(dBuV)	(dB)	(dB)	(dB)
AV	5.148G	53.20	54.00	-0.80	7.72	3	Horizontal	300	1.98	-	45.48	34.20	7.57	34.05
AV	5.195G	99.26	Inf	-Inf	7.75	3	Horizontal	300	1.98	-	91.51	34.20	7.60	34.05
AV	5.35G	50.05	54.00	-3.95	7.92	3	Horizontal	300	1.98	-	42.13	34.30	7.68	34.06
PK	5.145G	65.91	74.00	-8.09	7.72	3	Horizontal	300	1.98	-	58.19	34.20	7.57	34.05
PK	5.213G	110.91	Inf	-Inf	7.79	3	Horizontal	300	1.98	-	103.12	34.23	7.61	34.05
PK	5.356G	61.93	74.00	-12.07	7.91	3	Horizontal	300	1.98	-	54.02	34.29	7.68	34.06

Remark : Level (dBuV/m) = Raw(Read Level) + AF(Antenna Factor) + CL(Cable Loss) - PA(Preamp Factor)

802.11ax HEW80_Nss1,(MCS0)_2TX

5210MHz_TX

30/05/2020

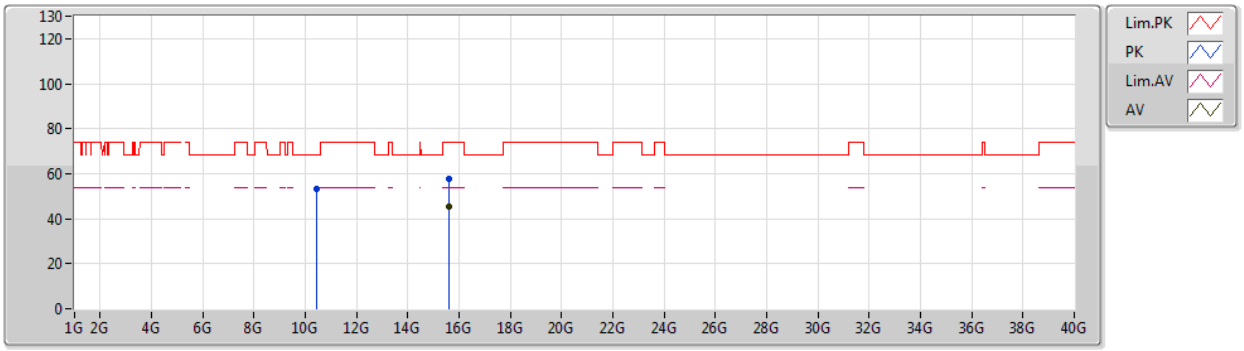

Type	Freq	Level	Limit	Margin	Factor	Dist	Condition	Azimuth	Height	Comment	Raw	AF	CL	PA
	(Hz)	(dBuV/m)	(dBuV/m)	(dB)	(dB)	(m)		(°)	(m)		(dBuV)	(dB)	(dB)	(dB)
AV	15.6225G	45.51	54.00	-8.49	12.37	3	Vertical	37	1.05	-	33.14	43.51	10.92	42.06
PK	10.42006G	53.37	68.20	-14.83	5.76	3	Vertical	180	1.50	-	47.61	39.19	9.71	43.14
PK	15.61806G	57.69	74.00	-16.31	12.38	3	Vertical	37	1.05	-	45.31	43.52	10.92	42.06

Remark : Level (dBuV/m) = Raw(Read Level) + AF(Antenna Factor) + CL(Cable Loss) - PA(Preamp Factor)

802.11ax HEW80_Nss1,(MCS0)_2TX

5210MHz_TX

30/05/2020

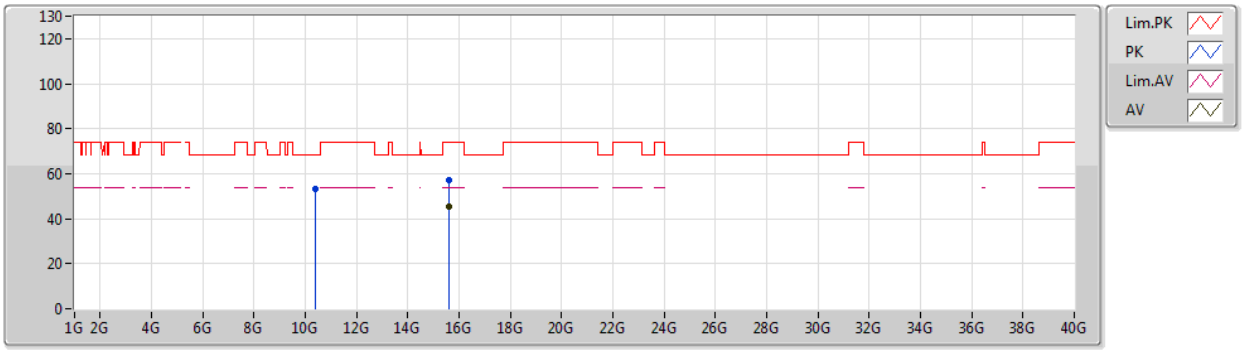

Type	Freq	Level	Limit	Margin	Factor	Dist	Condition	Azimuth	Height	Comment	Raw	AF	CL	PA
	(Hz)	(dBuV/m)	(dBuV/m)	(dB)	(dB)	(m)		(°)	(m)		(dBuV)	(dB)	(dB)	(dB)
AV	15.61854G	45.35	54.00	-8.65	12.38	3	Horizontal	176	1.50	-	32.97	43.52	10.92	42.06
PK	10.4122G	53.40	68.20	-14.80	5.75	3	Horizontal	176	2.58	-	47.65	39.19	9.70	43.14
PK	15.61698G	57.24	74.00	-16.76	12.38	3	Horizontal	176	1.50	-	44.86	43.52	10.92	42.06

Remark : Level (dBuV/m) = Raw(Read Level) + AF(Antenna Factor) + CL(Cable Loss) - PA(Preamp Factor)

802.11ax HEW80_Nss1,(MCS0)_2TX

5775MHz_TX

30/05/2020

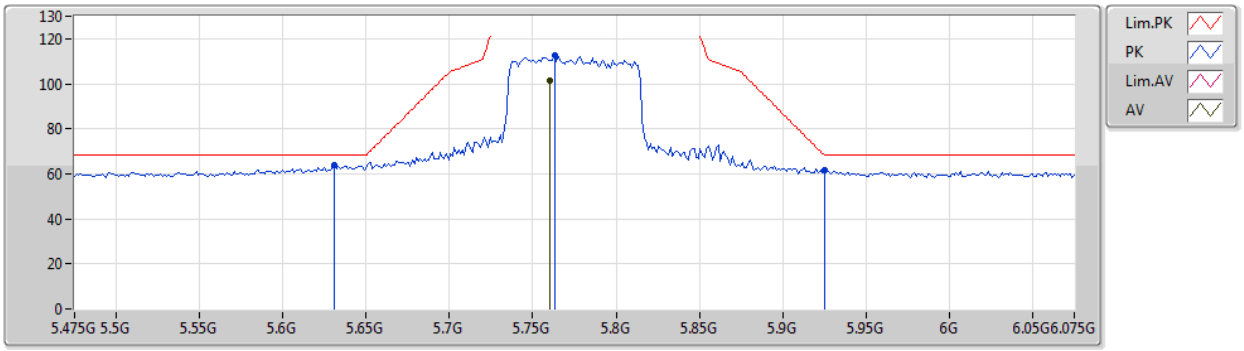

Type	Freq	Level	Limit	Margin	Factor	Dist	Condition	Azimuth	Height	Comment	Raw	AF	CL	PA
	(Hz)	(dBuV/m)	(dBuV/m)	(dB)	(dB)	(m)		(°)	(m)		(dBuV)	(dB)	(dB)	(dB)
AV	5.7606G	101.46	Inf	-Inf	7.82	3	Vertical	30	2.16	-	93.64	34.02	7.88	34.08
PK	5.631G	63.97	68.20	-4.23	7.79	3	Vertical	30	2.16	-	56.18	34.04	7.82	34.07
PK	5.763G	112.65	Inf	-Inf	7.83	3	Vertical	30	2.16	-	104.82	34.03	7.88	34.08
PK	5.925G	61.39	68.20	-6.81	8.53	3	Vertical	30	2.16	-	52.86	34.65	7.96	34.08

Remark : Level (dBuV/m) = Raw(Read Level) + AF(Antenna Factor) + CL(Cable Loss) - PA(Preamp Factor)

802.11ax HEW80_Nss1,(MCS0)_2TX

5775MHz_TX

30/05/2020

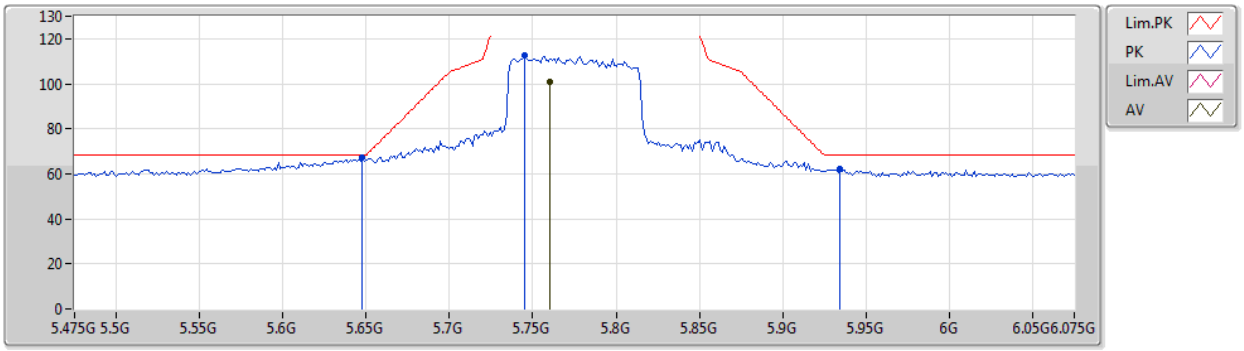

Type	Freq	Level	Limit	Margin	Factor	Dist	Condition	Azimuth	Height	Comment	Raw	AF	CL	PA
	(Hz)	(dBuV/m)	(dBuV/m)	(dB)	(dB)	(m)		(°)	(m)		(dBuV)	(dB)	(dB)	(dB)
AV	5.7606G	101.12	Inf	-Inf	7.82	3	Horizontal	156	2.09	-	93.30	34.02	7.88	34.08
PK	5.6478G	67.39	68.20	-0.81	7.75	3	Horizontal	156	2.09	-	59.64	34.00	7.82	34.07
PK	5.745G	112.61	Inf	-Inf	7.79	3	Horizontal	156	2.09	-	104.82	33.99	7.87	34.07
PK	5.9346G	62.30	68.20	-5.90	8.56	3	Horizontal	156	2.09	-	53.74	34.67	7.97	34.08

Remark : Level (dBuV/m) = Raw(Read Level) + AF(Antenna Factor) + CL(Cable Loss) - PA(Preamp Factor)

802.11ax HEW80_Nss1,(MCS0)_2TX

5775MHz_TX

30/05/2020

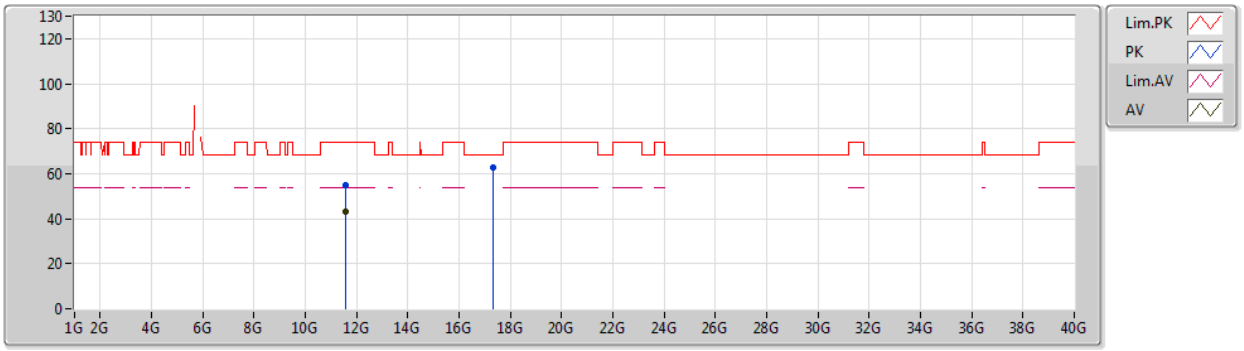

Type	Freq	Level	Limit	Margin	Factor	Dist	Condition	Azimuth	Height	Comment	Raw	AF	CL	PA
	(Hz)	(dBuV/m)	(dBuV/m)	(dB)	(dB)	(m)		(°)	(m)		(dBuV)	(dB)	(dB)	(dB)
AV	11.56398G	42.92	54.00	-11.08	8.13	3	Vertical	120	1.50	-	34.79	40.73	9.99	42.59
PK	11.55186G	54.65	74.00	-19.35	8.10	3	Vertical	120	1.50	-	46.55	40.70	9.99	42.59
PK	17.33784G	62.67	68.20	-5.53	17.86	3	Vertical	170	1.50	-	44.81	46.83	11.60	40.57

Remark : Level (dBuV/m) = Raw(Read Level) + AF(Antenna Factor) + CL(Cable Loss) - PA(Preamp Factor)

802.11ax HEW80_Nss1,(MCS0)_2TX

5775MHz_TX

30/05/2020

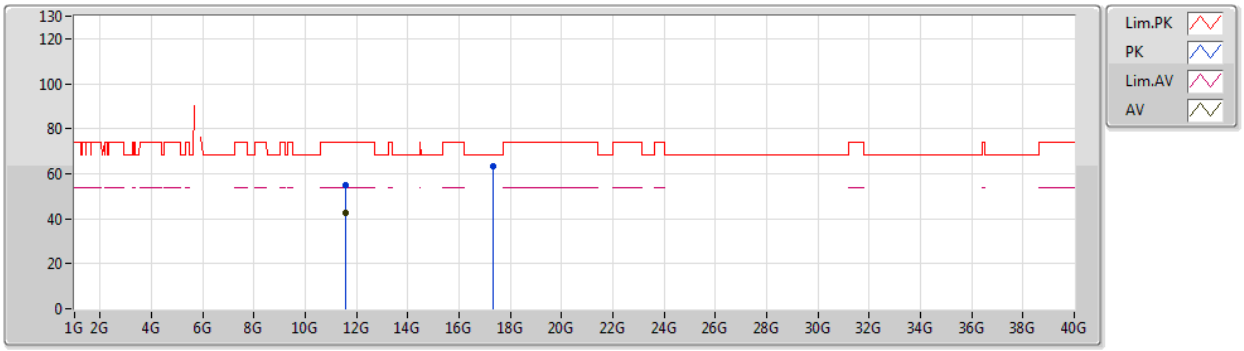

Type	Freq	Level	Limit	Margin	Factor	Dist	Condition	Azimuth	Height	Comment	Raw	AF	CL	PA
	(Hz)	(dBuV/m)	(dBuV/m)	(dB)	(dB)	(m)		(°)	(m)		(dBuV)	(dB)	(dB)	(dB)
AV	11.565G	42.76	54.00	-11.24	8.13	3	Horizontal	22	1.50	-	34.63	40.73	9.99	42.59
PK	11.5605G	54.82	74.00	-19.18	8.12	3	Horizontal	22	1.50	-	46.70	40.72	9.99	42.59
PK	17.32146G	63.20	68.20	-5.00	17.72	3	Horizontal	328	1.33	-	45.48	46.72	11.59	40.59

Remark : Level (dBuV/m) = Raw(Read Level) + AF(Antenna Factor) + CL(Cable Loss) - PA(Preamp Factor)

Summary

Mode	Result	Type	Freq (Hz)	Level (dBuV/m)	Limit (dBuV/m)	Margin (dB)	Dist (m)	Condition	Azimuth (°)	Height (m)	Comments
5.15-5.25GHz	-	-	-	-	-	-	-	-	-	-	-
802.11ac VHT20_Nss1,(MCS0)_2TX	Pass	AV	5.1392G	49.28	54.00	-4.72	3	Horizontal	147	2.14	-
5.725-5.85GHz	-	-	-	-	-	-	-	-	-	-	-
802.11ac VHT20_Nss1,(MCS0)_2TX	Pass	PK	5.629G	62.70	68.20	-5.50	3	Vertical	179	2.54	-

Remark : Level (dBuV/m) = Raw(Read Level) + AF(Antenna Factor) + CL(Cable Loss) - PA(Preamp Factor)

Result

Mode	Result	Type	Freq (Hz)	Level (dBuV/m)	Limit (dBuV/m)	Margin (dB)	Dist (m)	Condition	Azimuth (°)	Height (m)	Comments
802.11ac VHT20_Nss1,(MCS0)_2TX	-	-	-	-	-	-	-	-	-	-	-
5240MHz_TX	Pass	AV	5.1416G	48.82	54.00	-5.18	3	Vertical	28	2.46	-
5240MHz_TX	Pass	AV	5.2442G	103.71	Inf	-Inf	3	Vertical	28	2.46	-
5240MHz_TX	Pass	AV	5.35G	46.14	54.00	-7.86	3	Vertical	28	2.46	-
5240MHz_TX	Pass	PK	5.1392G	61.37	74.00	-12.63	3	Vertical	28	2.46	-
5240MHz_TX	Pass	PK	5.237G	114.52	Inf	-Inf	3	Vertical	28	2.46	-
5240MHz_TX	Pass	PK	5.3852G	59.25	74.00	-14.75	3	Vertical	28	2.46	-
5240MHz_TX	Pass	AV	5.1392G	49.28	54.00	-4.72	3	Horizontal	147	2.14	-
5240MHz_TX	Pass	AV	5.2442G	105.22	Inf	-Inf	3	Horizontal	147	2.14	-
5240MHz_TX	Pass	AV	5.35G	46.32	54.00	-7.68	3	Horizontal	147	2.14	-
5240MHz_TX	Pass	PK	5.1416G	61.88	74.00	-12.12	3	Horizontal	147	2.14	-
5240MHz_TX	Pass	PK	5.2388G	116.75	Inf	-Inf	3	Horizontal	147	2.14	-
5240MHz_TX	Pass	PK	5.3846G	59.26	74.00	-14.74	3	Horizontal	147	2.14	-
5240MHz_TX	Pass	AV	15.73G	42.47	54.00	-11.53	3	Vertical	265	1.56	-
5240MHz_TX	Pass	PK	10.48396G	57.03	68.20	-11.17	3	Vertical	156	1.50	-
5240MHz_TX	Pass	PK	15.72008G	56.41	74.00	-17.59	3	Vertical	265	1.56	-
5240MHz_TX	Pass	AV	15.71G	42.44	54.00	-11.56	3	Horizontal	315	1.50	-
5240MHz_TX	Pass	PK	10.4778G	56.88	68.20	-11.32	3	Horizontal	71	2.07	-
5240MHz_TX	Pass	PK	15.7116G	56.91	74.00	-17.09	3	Horizontal	315	1.50	-
5785MHz_TX	Pass	AV	5.7826G	110.87	Inf	-Inf	3	Vertical	179	2.54	-
5785MHz_TX	Pass	PK	5.629G	62.70	68.20	-5.50	3	Vertical	179	2.54	-
5785MHz_TX	Pass	PK	5.7826G	120.60	Inf	-Inf	3	Vertical	179	2.54	-
5785MHz_TX	Pass	PK	5.9866G	61.70	68.20	-6.50	3	Vertical	179	2.54	-
5785MHz_TX	Pass	AV	5.7826G	111.62	Inf	-Inf	3	Horizontal	46	2.19	-
5785MHz_TX	Pass	PK	5.5846G	61.85	68.20	-6.35	3	Horizontal	46	2.19	-
5785MHz_TX	Pass	PK	5.7826G	123.08	Inf	-Inf	3	Horizontal	46	2.19	-
5785MHz_TX	Pass	PK	5.9278G	61.24	68.20	-6.96	3	Horizontal	46	2.19	-
5785MHz_TX	Pass	AV	11.57144G	47.18	54.00	-6.82	3	Vertical	166	2.53	-
5785MHz_TX	Pass	PK	11.56628G	60.59	74.00	-13.41	3	Vertical	166	2.53	-
5785MHz_TX	Pass	PK	17.37G	60.95	68.20	-7.25	3	Vertical	318	1.50	-
5785MHz_TX	Pass	AV	11.56886G	43.99	54.00	-10.01	3	Horizontal	160	1.49	-
5785MHz_TX	Pass	PK	11.56898G	57.56	74.00	-16.44	3	Horizontal	160	1.49	-
5785MHz_TX	Pass	PK	17.34336G	60.25	68.20	-7.95	3	Horizontal	28	1.50	-

Remark : Level (dBuV/m) = Raw(Read Level) + AF(Antenna Factor) + CL(Cable Loss) - PA(Preamp Factor)

802.11ac VHT20_Nss1,(MCS0)_2TX

5240MHz_TX

23/07/2020

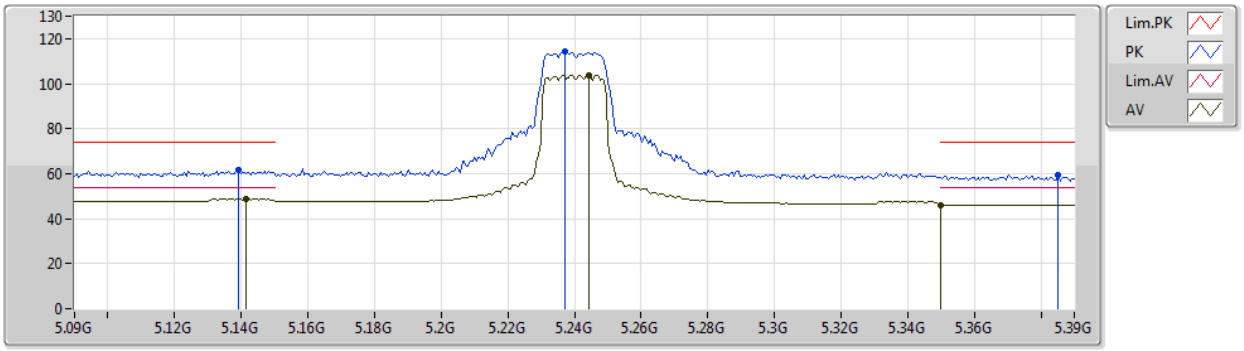

Type	Freq	Level	Limit	Margin	Factor	Dist	Condition	Azimuth	Height	Comment	Raw	AF	CL	PA
	(Hz)	(dBuV/m)	(dBuV/m)	(dB)	(dB)	(m)		(°)	(m)		(dBuV)	(dB)	(dB)	(dB)
AV	5.1416G	48.82	54.00	-5.18	9.02	3	Vertical	28	2.46	-	39.80	32.00	7.57	30.55
AV	5.2442G	103.71	Inf	-Inf	8.50	3	Vertical	28	2.46	-	95.21	31.43	7.62	30.55
AV	5.35G	46.14	54.00	-7.86	8.42	3	Vertical	28	2.46	-	37.72	31.30	7.68	30.56
PK	5.1392G	61.37	74.00	-12.63	9.02	3	Vertical	28	2.46	-	52.35	32.00	7.57	30.55
PK	5.237G	114.52	Inf	-Inf	8.55	3	Vertical	28	2.46	-	105.97	31.48	7.62	30.55
PK	5.3852G	59.25	74.00	-14.75	8.64	3	Vertical	28	2.46	-	50.61	31.51	7.69	30.56

Remark : Level (dBuV/m) = Raw(Read Level) + AF(Antenna Factor) + CL(Cable Loss) - PA(Preamp Factor)

802.11ac VHT20_Nss1,(MCS0)_2TX

5240MHz_TX

23/07/2020

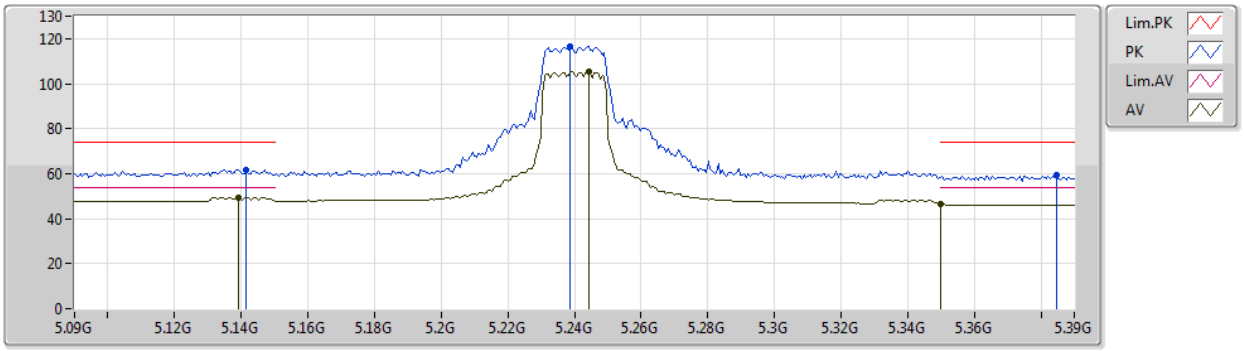

Type	Freq	Level	Limit	Margin	Factor	Dist	Condition	Azimuth	Height	Comment	Raw	AF	CL	PA
	(Hz)	(dBuV/m)	(dBuV/m)	(dB)	(dB)	(m)		(°)	(m)		(dBuV)	(dB)	(dB)	(dB)
AV	5.1392G	49.28	54.00	-4.72	9.02	3	Horizontal	147	2.14	-	40.26	32.00	7.57	30.55
AV	5.2442G	105.22	Inf	-Inf	8.50	3	Horizontal	147	2.14	-	96.72	31.43	7.62	30.55
AV	5.35G	46.32	54.00	-7.68	8.42	3	Horizontal	147	2.14	-	37.90	31.30	7.68	30.56
PK	5.1416G	61.88	74.00	-12.12	9.02	3	Horizontal	147	2.14	-	52.86	32.00	7.57	30.55
PK	5.2388G	116.75	Inf	-Inf	8.54	3	Horizontal	147	2.14	-	108.21	31.47	7.62	30.55
PK	5.3846G	59.26	74.00	-14.74	8.64	3	Horizontal	147	2.14	-	50.62	31.51	7.69	30.56

Remark : Level (dBuV/m) = Raw(Read Level) + AF(Antenna Factor) + CL(Cable Loss) - PA(Preamp Factor)

802.11ac VHT20_Nss1,(MCS0)_2TX

5240MHz_TX

23/07/2020

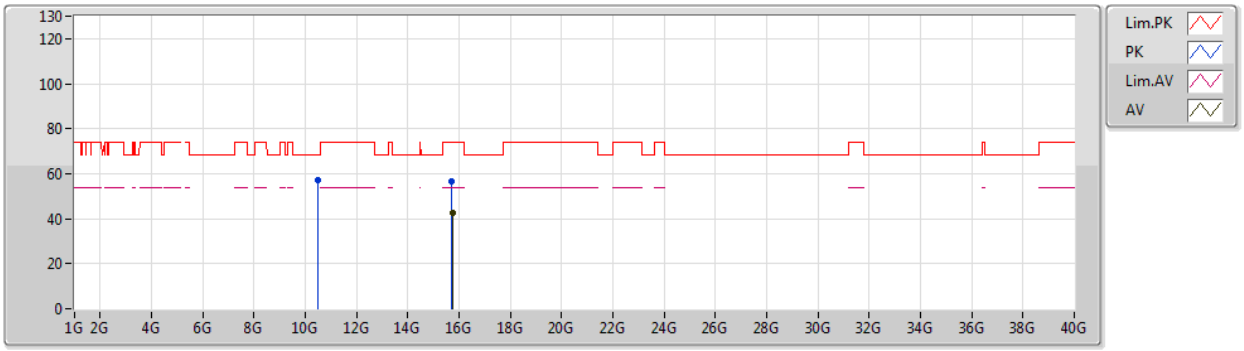

Type	Freq	Level	Limit	Margin	Factor	Dist	Condition	Azimuth	Height	Comment	Raw	AF	CL	PA
	(Hz)	(dBuV/m)	(dBuV/m)	(dB)	(dB)	(m)		(°)	(m)		(dBuV)	(dB)	(dB)	(dB)
AV	15.73G	42.47	54.00	-11.53	16.79	3	Vertical	265	1.56	-	25.68	38.15	10.95	32.31
PK	10.48396G	57.03	68.20	-11.17	18.15	3	Vertical	156	1.50	-	38.88	39.85	9.72	31.42
PK	15.72008G	56.41	74.00	-17.59	16.83	3	Vertical	265	1.56	-	39.58	38.20	10.94	32.31

Remark : Level (dBuV/m) = Raw(Read Level) + AF(Antenna Factor) + CL(Cable Loss) - PA(Preamp Factor)

802.11ac VHT20_Nss1,(MCS0)_2TX

5240MHz_TX

23/07/2020

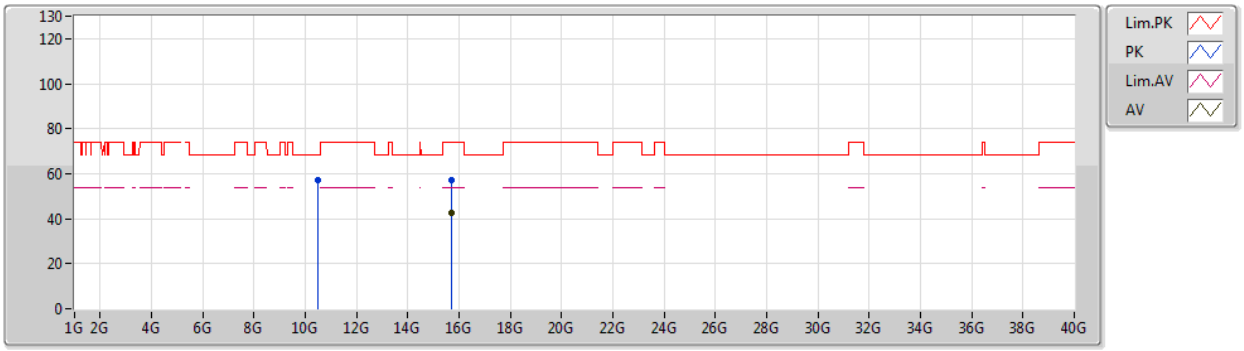

Type	Freq	Level	Limit	Margin	Factor	Dist	Condition	Azimuth	Height	Comment	Raw	AF	CL	PA
	(Hz)	(dBuV/m)	(dBuV/m)	(dB)	(dB)	(m)		(°)	(m)		(dBuV)	(dB)	(dB)	(dB)
AV	15.71G	42.44	54.00	-11.56	16.88	3	Horizontal	315	1.50	-	25.56	38.25	10.94	32.31
PK	10.4778G	56.88	68.20	-11.32	18.13	3	Horizontal	71	2.07	-	38.75	39.83	9.72	31.42
PK	15.7116G	56.91	74.00	-17.09	16.87	3	Horizontal	315	1.50	-	40.04	38.24	10.94	32.31

Remark : Level (dBuV/m) = Raw(Read Level) + AF(Antenna Factor) + CL(Cable Loss) - PA(Preamp Factor)

802.11ac VHT20_Nss1,(MCS0)_2TX

5785MHz_TX

21/07/2020

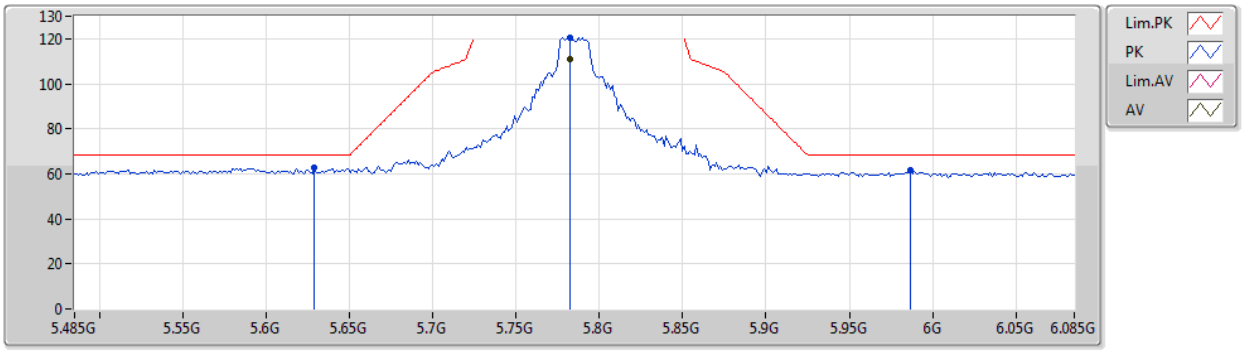

Type	Freq	Level	Limit	Margin	Factor	Dist	Condition	Azimuth	Height	Comment	Raw	AF	CL	PA
	(Hz)	(dBuV/m)	(dBuV/m)	(dB)	(dB)	(m)		(°)	(m)		(dBuV)	(dB)	(dB)	(dB)
AV	5.7826G	110.87	Inf	-Inf	9.45	3	Vertical	179	2.54	-	101.42	32.17	7.89	30.61
PK	5.629G	62.70	68.20	-5.50	9.03	3	Vertical	179	2.54	-	53.67	31.80	7.81	30.58
PK	5.7826G	120.60	Inf	-Inf	9.45	3	Vertical	179	2.54	-	111.15	32.17	7.89	30.61
PK	5.9866G	61.70	68.20	-6.50	9.88	3	Vertical	179	2.54	-	51.82	32.53	7.99	30.64

Remark : Level (dBuV/m) = Raw(Read Level) + AF(Antenna Factor) + CL(Cable Loss) - PA(Preamp Factor)

802.11ac VHT20_Nss1,(MCS0)_2TX

5785MHz_TX

21/07/2020

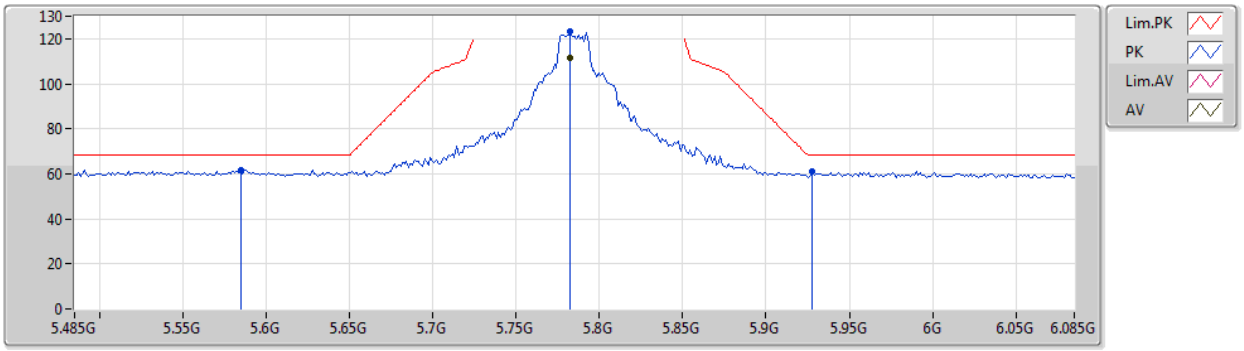

Type	Freq	Level	Limit	Margin	Factor	Dist	Condition	Azimuth	Height	Comment	Raw	AF	CL	PA
	(Hz)	(dBuV/m)	(dBuV/m)	(dB)	(dB)	(m)		(°)	(m)		(dBuV)	(dB)	(dB)	(dB)
AV	5.7826G	111.62	Inf	-Inf	9.45	3	Horizontal	46	2.19	-	102.17	32.17	7.89	30.61
PK	5.5846G	61.85	68.20	-6.35	9.05	3	Horizontal	46	2.19	-	52.80	31.83	7.79	30.57
PK	5.7826G	123.08	Inf	-Inf	9.45	3	Horizontal	46	2.19	-	113.63	32.17	7.89	30.61
PK	5.9278G	61.24	68.20	-6.96	9.89	3	Horizontal	46	2.19	-	51.35	32.56	7.96	30.63

Remark : Level (dBuV/m) = Raw(Read Level) + AF(Antenna Factor) + CL(Cable Loss) - PA(Preamp Factor)

802.11ac VHT20_Nss1,(MCS0)_2TX

5785MHz_TX

21/07/2020

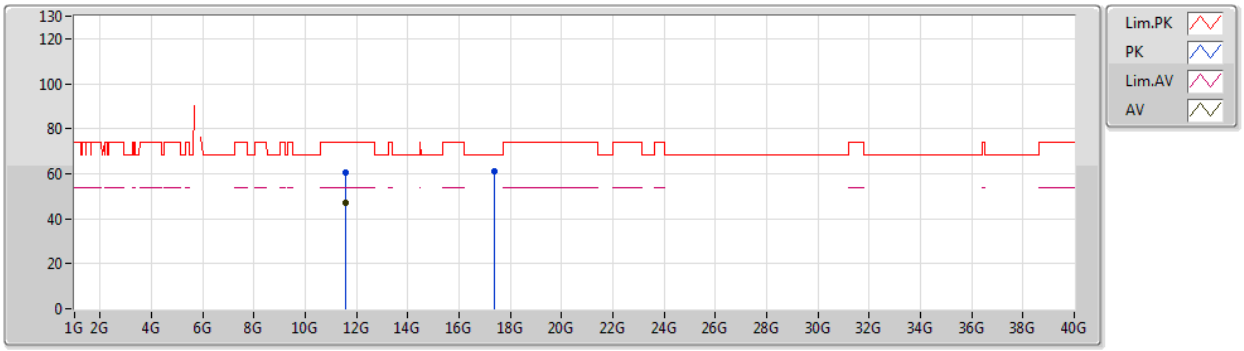

Type	Freq	Level	Limit	Margin	Factor	Dist	Condition	Azimuth	Height	Comment	Raw	AF	CL	PA
	(Hz)	(dBuV/m)	(dBuV/m)	(dB)	(dB)	(m)		(°)	(m)		(dBuV)	(dB)	(dB)	(dB)
AV	11.57144G	47.18	54.00	-6.82	18.44	3	Vertical	166	2.53	-	28.74	39.89	9.99	31.44
PK	11.56628G	60.59	74.00	-13.41	18.46	3	Vertical	166	2.53	-	42.13	39.90	9.99	31.43
PK	17.37G	60.95	68.20	-7.25	20.16	3	Vertical	318	1.50	-	40.79	40.86	11.62	32.32

Remark : Level (dBuV/m) = Raw(Read Level) + AF(Antenna Factor) + CL(Cable Loss) - PA(Preamp Factor)

802.11ac VHT20_Nss1,(MCS0)_2TX

5785MHz_TX

21/07/2020

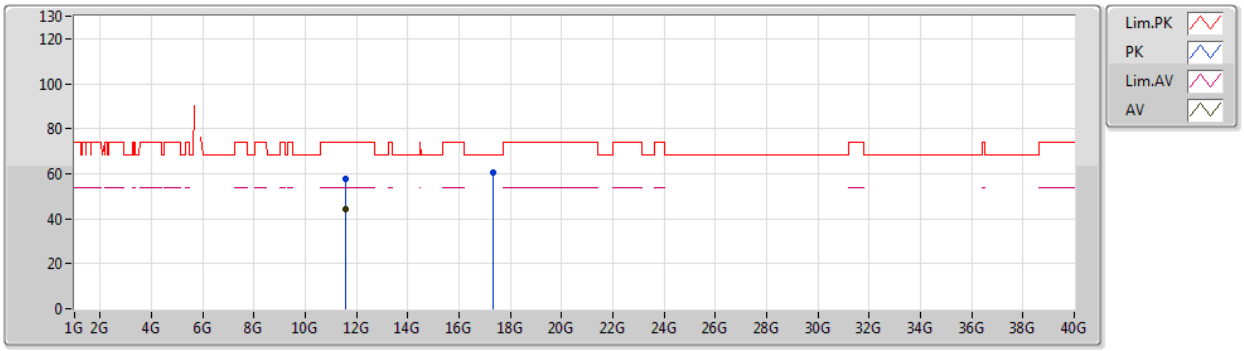

Type	Freq	Level	Limit	Margin	Factor	Dist	Condition	Azimuth	Height	Comment	Raw	AF	CL	PA
	(Hz)	(dBuV/m)	(dBuV/m)	(dB)	(dB)	(m)		(°)	(m)		(dBuV)	(dB)	(dB)	(dB)
AV	11.56886G	43.99	54.00	-10.01	18.44	3	Horizontal	160	1.49	-	25.55	39.89	9.99	31.44
PK	11.56898G	57.56	74.00	-16.44	18.44	3	Horizontal	160	1.49	-	39.12	39.89	9.99	31.44
PK	17.34336G	60.25	68.20	-7.95	19.93	3	Horizontal	28	1.50	-	40.32	40.65	11.60	32.32

Remark : Level (dBuV/m) = Raw(Read Level) + AF(Antenna Factor) + CL(Cable Loss) - PA(Preamp Factor)

Summary

Mode	Result	Type	Freq (Hz)	Level (dBuV/m)	Limit (dBuV/m)	Margin (dB)	Dist (m)	Condition	Azimuth (°)	Height (m)	Comments
5.725-5.85GHz	-	-	-	-	-	-	-	-	-	-	-
802.11ax HEW80_Nss1,(MCS0)_2TX	Pass	PK	728.4M	32.96	46.00	-13.04	3	Vertical	360	1.00	-

Remark : Level (dBuV/m) = Raw(Read Level) + AF(Antenna Factor) + CL(Cable Loss) - PA(Preamp Factor)

Result

Mode	Result	Type	Freq (Hz)	Level (dBuV/m)	Limit (dBuV/m)	Margin (dB)	Dist (m)	Condition	Azimuth (°)	Height (m)	Comments
802.11ax HEW80_Nss1,(MCS0)_2TX	-	-	-	-	-	-	-	-	-	-	-
5775MHz	Pass	PK	45.52M	25.42	40.00	-14.58	3	Vertical	360	1.00	-
5775MHz	Pass	PK	169.68M	17.50	43.50	-26.00	3	Vertical	360	1.00	-
5775MHz	Pass	PK	288.02M	16.18	46.00	-29.82	3	Vertical	360	1.00	-
5775MHz	Pass	PK	346.22M	17.48	46.00	-28.52	3	Vertical	360	1.00	-
5775MHz	Pass	PK	728.4M	32.96	46.00	-13.04	3	Vertical	360	1.00	-
5775MHz	Pass	PK	961.2M	29.87	54.00	-24.13	3	Vertical	360	1.00	-
5775MHz	Pass	PK	37.76M	17.71	40.00	-22.29	3	Horizontal	0	1.00	-
5775MHz	Pass	PK	113.42M	20.32	43.50	-23.18	3	Horizontal	0	1.00	-
5775MHz	Pass	PK	235.64M	24.12	46.00	-21.88	3	Horizontal	0	1.00	-
5775MHz	Pass	PK	408.3M	20.73	46.00	-25.27	3	Horizontal	0	1.00	-
5775MHz	Pass	PK	745.86M	31.68	46.00	-14.32	3	Horizontal	0	1.00	-
5775MHz	Pass	PK	935.98M	29.07	46.00	-16.93	3	Horizontal	0	1.00	-

Remark : Level (dBuV/m) = Raw(Read Level) + AF(Antenna Factor) + CL(Cable Loss) - PA(Preamp Factor)

802.11ax HEW80_Nss1,(MCS0)_2TX

5775MHz_PoE

20/05/2020

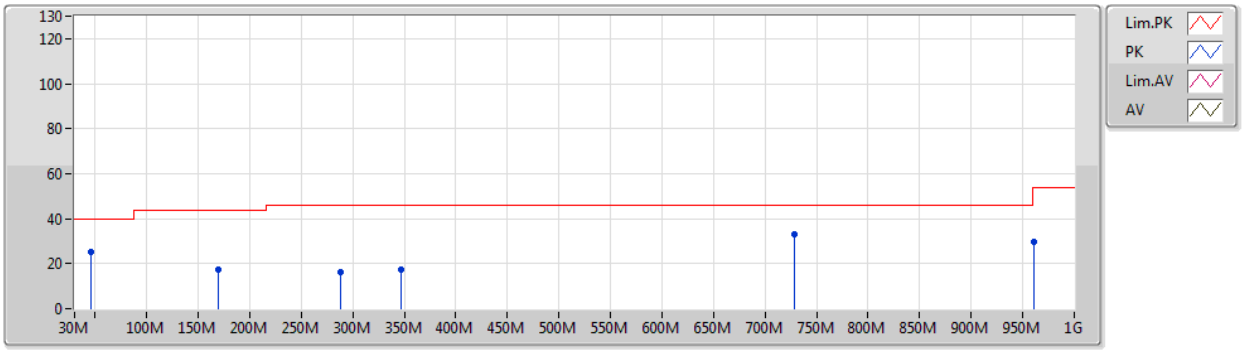

Type	Freq	Level	Limit	Margin	Factor	Dist	Condition	Azimuth	Height	Comment	Raw	AF	CL	PA
	(Hz)	(dBuV/m)	(dBuV/m)	(dB)	(dB)	(m)		(°)	(m)		(dBuV)	(dB)	(dB)	(dB)
PK	45.52M	25.42	40.00	-14.58	-20.84	3	Vertical	360	1.00	-	46.26	15.76	0.50	37.10
PK	169.68M	17.50	43.50	-26.00	-20.65	3	Vertical	360	1.00	-	38.15	14.78	1.05	36.48
PK	288.02M	16.18	46.00	-29.82	-17.00	3	Vertical	360	1.00	-	33.18	18.09	1.38	36.47
PK	346.22M	17.48	46.00	-28.52	-15.73	3	Vertical	360	1.00	-	33.21	19.30	1.49	36.52
PK	728.4M	32.96	46.00	-13.04	-8.49	3	Vertical	360	1.00	-	41.45	26.45	2.46	37.40
PK	961.2M	29.87	54.00	-24.13	-4.26	3	Vertical	360	1.00	-	34.13	30.07	2.92	37.25

Remark : Level (dBuV/m) = Raw(Read Level) + AF(Antenna Factor) + CL(Cable Loss) - PA(Preamp Factor)

802.11ax HEW80_Nss1,(MCS0)_2TX

5775MHz_PoE

20/05/2020

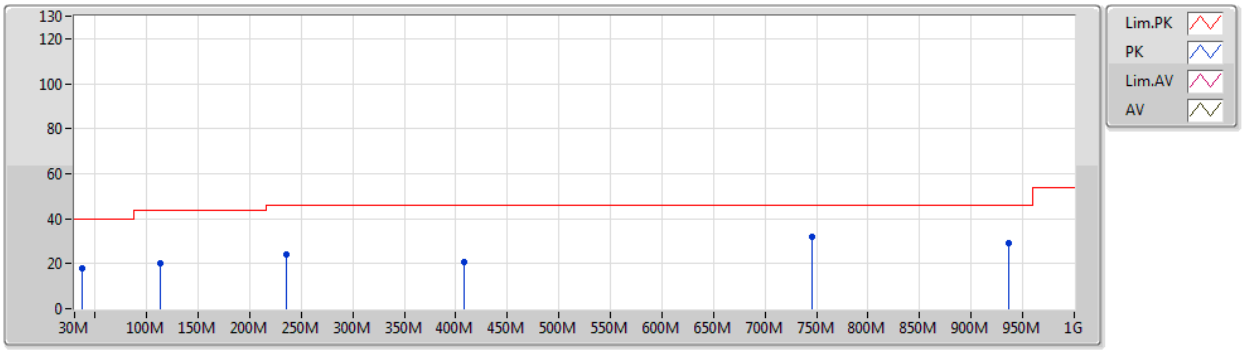

Type	Freq	Level	Limit	Margin	Factor	Dist	Condition	Azimuth	Height	Comment	Raw	AF	CL	PA
	(Hz)	(dBuV/m)	(dBuV/m)	(dB)	(dB)	(m)		(°)	(m)		(dBuV)	(dB)	(dB)	(dB)
PK	37.76M	17.71	40.00	-22.29	-17.01	3	Horizontal	0	1.00	-	34.72	19.80	0.46	37.27
PK	113.42M	20.32	43.50	-23.18	-19.70	3	Horizontal	0	1.00	-	40.02	16.15	0.80	36.65
PK	235.64M	24.12	46.00	-21.88	-19.31	3	Horizontal	0	1.00	-	43.43	15.86	1.24	36.41
PK	408.3M	20.73	46.00	-25.27	-13.62	3	Horizontal	0	1.00	-	34.35	21.28	1.72	36.62
PK	745.86M	31.68	46.00	-14.32	-7.77	3	Horizontal	0	1.00	-	39.45	27.03	2.49	37.29
PK	935.98M	29.07	46.00	-16.93	-5.42	3	Horizontal	0	1.00	-	34.49	29.06	2.87	37.35

Remark : Level (dBuV/m) = Raw(Read Level) + AF(Antenna Factor) + CL(Cable Loss) - PA(Preamp Factor)

Summary

Mode	Result	Type	Freq (Hz)	Level (dBuV/m)	Limit (dBuV/m)	Margin (dB)	Dist (m)	Condition	Azimuth (°)	Height (m)	Comments
5.15-5.25GHz	-	-	-	-	-	-	-	-	-	-	-
802.11a_Nss1,(6Mbps)_2TX	Pass	AV	5.1392G	53.14	54.00	-0.86	3	Horizontal	328	1.73	-
802.11ax HEW20_Nss1,(MCS0)_2TX	Pass	AV	5.104G	53.04	54.00	-0.96	3	Horizontal	331	1.98	-
802.11ax HEW40_Nss1,(MCS0)_2TX	Pass	AV	5.1448G	53.12	54.00	-0.88	3	Horizontal	334	1.88	-
802.11ax HEW80_Nss1,(MCS0)_2TX	Pass	AV	5.15G	53.17	54.00	-0.83	3	Horizontal	330	2.10	-
5.725-5.85GHz	-	-	-	-	-	-	-	-	-	-	-
802.11a_Nss1,(6Mbps)_2TX	Pass	PK	5.653G	69.66	70.42	-0.76	3	Horizontal	353	1.78	-
802.11ax HEW20_Nss1,(MCS0)_2TX	Pass	PK	5.6494G	67.36	68.20	-0.84	3	Horizontal	359	1.81	-
802.11ax HEW40_Nss1,(MCS0)_2TX	Pass	PK	5.6426G	67.27	68.20	-0.93	3	Horizontal	4	1.69	-
802.11ax HEW80_Nss1,(MCS0)_2TX	Pass	PK	5.6478G	67.26	68.20	-0.94	3	Horizontal	3	1.50	-

Remark : Level (dBuV/m) = Raw(Read Level) + AF(Antenna Factor) + CL(Cable Loss) - PA(Preamp Factor)

Result

Mode	Result	Type	Freq (Hz)	Level (dBuV/m)	Limit (dBuV/m)	Margin (dB)	Dist (m)	Condition	Azimuth (°)	Height (m)	Comments
802.11a_Nss1,(6Mbps)_2TX	-	-	-	-	-	-	-	-	-	-	-
5180MHz	Pass	AV	5.1498G	51.86	54.00	-2.14	3	Vertical	349	2.39	-
5180MHz	Pass	AV	5.1842G	110.18	Inf	-Inf	3	Vertical	349	2.39	-
5180MHz	Pass	PK	5.15G	72.18	74.00	-1.82	3	Vertical	349	2.39	-
5180MHz	Pass	PK	5.1792G	118.59	Inf	-Inf	3	Vertical	349	2.39	-
5180MHz	Pass	AV	5.1492G	52.75	54.00	-1.25	3	Horizontal	327	2.01	-
5180MHz	Pass	AV	5.184G	112.03	Inf	-Inf	3	Horizontal	327	2.01	-
5180MHz	Pass	PK	5.1488G	73.13	74.00	-0.87	3	Horizontal	327	2.01	-
5180MHz	Pass	PK	5.1836G	120.23	Inf	-Inf	3	Horizontal	327	2.01	-
5180MHz	Pass	AV	15.54294G	44.70	54.00	-9.30	3	Vertical	8	1.64	-
5180MHz	Pass	PK	10.35518G	55.73	68.20	-12.47	3	Vertical	160	2.01	-
5180MHz	Pass	PK	15.53796G	57.94	74.00	-16.06	3	Vertical	8	1.64	-
5180MHz	Pass	AV	15.54342G	44.83	54.00	-9.17	3	Horizontal	47	1.99	-
5180MHz	Pass	PK	10.36382G	56.37	68.20	-11.83	3	Horizontal	53	1.80	-
5180MHz	Pass	PK	15.54186G	57.80	74.00	-16.20	3	Horizontal	47	1.99	-
5200MHz	Pass	AV	5.1034G	51.64	54.00	-2.36	3	Vertical	359	2.26	-
5200MHz	Pass	AV	5.1982G	112.21	Inf	-Inf	3	Vertical	359	2.26	-
5200MHz	Pass	PK	5.1496G	62.79	74.00	-11.21	3	Vertical	359	2.26	-
5200MHz	Pass	PK	5.2036G	120.84	Inf	-Inf	3	Vertical	359	2.26	-
5200MHz	Pass	AV	5.104G	53.10	54.00	-0.90	3	Horizontal	327	1.78	-
5200MHz	Pass	AV	5.194G	113.72	Inf	-Inf	3	Horizontal	327	1.78	-
5200MHz	Pass	PK	5.149G	66.12	74.00	-7.88	3	Horizontal	327	1.78	-
5200MHz	Pass	PK	5.194G	122.43	Inf	-Inf	3	Horizontal	327	1.78	-
5200MHz	Pass	AV	15.60036G	46.42	54.00	-7.58	3	Vertical	341	1.49	-
5200MHz	Pass	PK	10.39592G	56.62	68.20	-11.58	3	Vertical	250	1.72	-
5200MHz	Pass	PK	15.60154G	61.41	74.00	-12.59	3	Vertical	341	1.49	-
5200MHz	Pass	AV	15.59584G	45.62	54.00	-8.38	3	Horizontal	103	1.34	-
5200MHz	Pass	PK	10.39706G	56.42	68.20	-11.78	3	Horizontal	297	1.76	-
5200MHz	Pass	PK	15.59994G	58.21	74.00	-15.79	3	Horizontal	103	1.34	-
5240MHz	Pass	AV	5.1386G	51.69	54.00	-2.31	3	Vertical	355	2.60	-
5240MHz	Pass	AV	5.2442G	112.83	Inf	-Inf	3	Vertical	355	2.60	-
5240MHz	Pass	AV	5.351G	47.97	54.00	-6.03	3	Vertical	355	2.60	-
5240MHz	Pass	PK	5.1386G	62.64	74.00	-11.36	3	Vertical	355	2.60	-
5240MHz	Pass	PK	5.2334G	121.13	Inf	-Inf	3	Vertical	355	2.60	-
5240MHz	Pass	PK	5.35G	60.51	74.00	-13.49	3	Vertical	355	2.60	-
5240MHz	Pass	AV	5.1392G	53.14	54.00	-0.86	3	Horizontal	328	1.73	-
5240MHz	Pass	AV	5.2442G	114.21	Inf	-Inf	3	Horizontal	328	1.73	-
5240MHz	Pass	AV	5.35G	48.49	54.00	-5.51	3	Horizontal	328	1.73	-
5240MHz	Pass	PK	5.1344G	64.40	74.00	-9.60	3	Horizontal	328	1.73	-
5240MHz	Pass	PK	5.2442G	122.27	Inf	-Inf	3	Horizontal	328	1.73	-
5240MHz	Pass	PK	5.354G	60.10	74.00	-13.90	3	Horizontal	328	1.73	-
5240MHz	Pass	AV	15.72214G	46.54	54.00	-7.46	3	Vertical	336	2.49	-
5240MHz	Pass	PK	10.47652G	55.97	68.20	-12.23	3	Vertical	154	1.93	-
5240MHz	Pass	PK	15.72112G	61.38	74.00	-12.62	3	Vertical	336	2.49	-
5240MHz	Pass	AV	15.71642G	45.14	54.00	-8.86	3	Horizontal	73	2.54	-
5240MHz	Pass	PK	10.48086G	56.33	68.20	-11.87	3	Horizontal	76	1.35	-
5240MHz	Pass	PK	15.71584G	57.88	74.00	-16.12	3	Horizontal	73	2.54	-
5745MHz	Pass	AV	5.7486G	115.15	Inf	-Inf	3	Vertical	355	1.50	-

Remark : Level (dBuV/m) = Raw(Read Level) + AF(Antenna Factor) + CL(Cable Loss) - PA(Preamp Factor)

Mode	Result	Type	Freq (Hz)	Level (dBuV/m)	Limit (dBuV/m)	Margin (dB)	Dist (m)	Condition	Azimuth (°)	Height (m)	Comments
5745MHz	Pass	PK	5.649G	66.97	68.20	-1.23	3	Vertical	355	1.50	-
5745MHz	Pass	PK	5.739G	123.48	Inf	-Inf	3	Vertical	355	1.50	-
5745MHz	Pass	PK	5.943G	61.10	68.20	-7.10	3	Vertical	355	1.50	-
5745MHz	Pass	AV	5.7402G	116.18	Inf	-Inf	3	Horizontal	6	1.91	-
5745MHz	Pass	PK	5.6406G	67.19	68.20	-1.01	3	Horizontal	6	1.91	-
5745MHz	Pass	PK	5.7402G	124.94	Inf	-Inf	3	Horizontal	6	1.91	-
5745MHz	Pass	PK	5.9394G	61.14	68.20	-7.06	3	Horizontal	6	1.91	-
5745MHz	Pass	AV	11.49036G	47.04	54.00	-6.96	3	Vertical	357	2.38	-
5745MHz	Pass	PK	11.49024G	59.68	74.00	-14.32	3	Vertical	357	2.38	-
5745MHz	Pass	PK	17.23722G	63.24	68.20	-4.96	3	Vertical	360	1.77	-
5745MHz	Pass	AV	11.4891G	46.10	54.00	-7.90	3	Horizontal	52	1.50	-
5745MHz	Pass	PK	11.4855G	59.64	74.00	-14.36	3	Horizontal	52	1.50	-
5745MHz	Pass	PK	17.24976G	63.55	68.20	-4.65	3	Horizontal	176	1.50	-
5785MHz	Pass	AV	5.779G	117.98	Inf	-Inf	3	Vertical	360	1.94	-
5785MHz	Pass	PK	5.6422G	65.00	68.20	-3.20	3	Vertical	360	1.94	-
5785MHz	Pass	PK	5.7838G	127.14	Inf	-Inf	3	Vertical	360	1.94	-
5785MHz	Pass	PK	5.9266G	64.30	68.20	-3.90	3	Vertical	360	1.94	-
5785MHz	Pass	AV	5.7778G	118.54	Inf	-Inf	3	Horizontal	353	1.78	-
5785MHz	Pass	PK	5.653G	69.66	70.42	-0.76	3	Horizontal	353	1.78	-
5785MHz	Pass	PK	5.7922G	127.70	Inf	-Inf	3	Horizontal	353	1.78	-
5785MHz	Pass	PK	5.9254G	65.85	68.20	-2.35	3	Horizontal	353	1.78	-
5785MHz	Pass	AV	11.57144G	50.05	54.00	-3.95	3	Vertical	0	2.40	-
5785MHz	Pass	PK	11.57168G	62.76	74.00	-11.24	3	Vertical	0	2.40	-
5785MHz	Pass	PK	17.36112G	64.55	68.20	-3.65	3	Vertical	38	1.44	-
5785MHz	Pass	AV	11.57066G	47.67	54.00	-6.33	3	Horizontal	57	1.79	-
5785MHz	Pass	PK	11.5709G	60.82	74.00	-13.18	3	Horizontal	57	1.79	-
5785MHz	Pass	PK	17.36574G	64.80	68.20	-3.40	3	Horizontal	37	2.07	-
5825MHz	Pass	AV	5.8286G	117.67	Inf	-Inf	3	Vertical	360	1.50	-
5825MHz	Pass	PK	5.6294G	65.66	68.20	-2.54	3	Vertical	360	1.50	-
5825MHz	Pass	PK	5.819G	126.22	Inf	-Inf	3	Vertical	360	1.50	-
5825MHz	Pass	PK	5.9222G	69.47	70.27	-0.80	3	Vertical	360	1.50	-
5825MHz	Pass	AV	5.8178G	117.48	Inf	-Inf	3	Horizontal	350	1.50	-
5825MHz	Pass	PK	5.633G	66.63	68.20	-1.57	3	Horizontal	350	1.50	-
5825MHz	Pass	PK	5.8178G	126.19	Inf	-Inf	3	Horizontal	350	1.50	-
5825MHz	Pass	PK	5.9258G	67.33	68.20	-0.87	3	Horizontal	350	1.50	-
5825MHz	Pass	AV	11.6515G	52.26	54.00	-1.74	3	Vertical	0	2.42	-
5825MHz	Pass	PK	11.6512G	64.75	74.00	-9.25	3	Vertical	0	2.42	-
5825MHz	Pass	PK	17.47566G	66.26	68.20	-1.94	3	Vertical	38	1.50	-
5825MHz	Pass	AV	11.6506G	50.12	54.00	-3.88	3	Horizontal	58	1.73	-
5825MHz	Pass	PK	11.6509G	62.52	74.00	-11.48	3	Horizontal	58	1.73	-
5825MHz	Pass	PK	17.47752G	66.21	68.20	-1.99	3	Horizontal	39	1.48	-
802.11ax HEW20_Nss1,(MCS0)_2TX	-	-	-	-	-	-	-	-	-	-	-
5180MHz	Pass	AV	5.1496G	52.40	54.00	-1.60	3	Vertical	340	2.65	-
5180MHz	Pass	AV	5.1774G	108.43	Inf	-Inf	3	Vertical	340	2.65	-
5180MHz	Pass	PK	5.1492G	65.93	74.00	-8.07	3	Vertical	340	2.65	-
5180MHz	Pass	PK	5.177G	119.70	Inf	-Inf	3	Vertical	340	2.65	-
5180MHz	Pass	AV	5.1492G	53.03	54.00	-0.97	3	Horizontal	330	1.71	-
5180MHz	Pass	AV	5.1818G	109.50	Inf	-Inf	3	Horizontal	330	1.71	-
5180MHz	Pass	PK	5.1486G	67.39	74.00	-6.61	3	Horizontal	330	1.71	-

Remark : Level (dBuV/m) = Raw(Read Level) + AF(Antenna Factor) + CL(Cable Loss) - PA(Preamp Factor)

Mode	Result	Type	Freq (Hz)	Level (dBuV/m)	Limit (dBuV/m)	Margin (dB)	Dist (m)	Condition	Azimuth (°)	Height (m)	Comments
5180MHz	Pass	PK	5.1768G	121.77	Inf	-Inf	3	Horizontal	330	1.71	-
5180MHz	Pass	AV	15.53767G	45.91	54.00	-8.09	3	Vertical	340	2.91	-
5180MHz	Pass	PK	10.35908G	56.72	68.20	-11.48	3	Vertical	331	1.50	-
5180MHz	Pass	PK	15.54017G	59.22	74.00	-14.78	3	Vertical	340	2.91	-
5180MHz	Pass	AV	15.53835G	45.78	54.00	-8.22	3	Horizontal	11	1.54	-
5180MHz	Pass	PK	10.36142G	57.28	68.20	-10.92	3	Horizontal	237	1.15	-
5180MHz	Pass	PK	15.54106G	58.85	74.00	-15.15	3	Horizontal	11	1.54	-
5200MHz	Pass	AV	5.0992G	51.54	54.00	-2.46	3	Vertical	355	2.50	-
5200MHz	Pass	AV	5.2018G	112.44	Inf	-Inf	3	Vertical	355	2.50	-
5200MHz	Pass	PK	5.1496G	63.91	74.00	-10.09	3	Vertical	355	2.50	-
5200MHz	Pass	PK	5.2066G	123.72	Inf	-Inf	3	Vertical	355	2.50	-
5200MHz	Pass	AV	5.104G	53.04	54.00	-0.96	3	Horizontal	331	1.98	-
5200MHz	Pass	AV	5.2018G	113.50	Inf	-Inf	3	Horizontal	331	1.98	-
5200MHz	Pass	PK	5.1496G	65.96	74.00	-8.04	3	Horizontal	331	1.98	-
5200MHz	Pass	PK	5.197G	125.32	Inf	-Inf	3	Horizontal	331	1.98	-
5200MHz	Pass	AV	15.59776G	46.88	54.00	-7.12	3	Vertical	340	2.51	-
5200MHz	Pass	PK	10.40191G	58.10	68.20	-10.10	3	Vertical	69	1.50	-
5200MHz	Pass	PK	15.60058G	59.61	74.00	-14.39	3	Vertical	340	2.51	-
5200MHz	Pass	AV	15.59882G	46.03	54.00	-7.97	3	Horizontal	334	1.50	-
5200MHz	Pass	PK	10.39857G	56.65	68.20	-11.55	3	Horizontal	132	1.50	-
5200MHz	Pass	PK	15.59924G	58.55	74.00	-15.45	3	Horizontal	334	1.50	-
5240MHz	Pass	AV	5.1416G	51.38	54.00	-2.62	3	Vertical	0	1.77	-
5240MHz	Pass	AV	5.2418G	111.61	Inf	-Inf	3	Vertical	0	1.77	-
5240MHz	Pass	AV	5.35G	49.25	54.00	-4.75	3	Vertical	0	1.77	-
5240MHz	Pass	PK	5.1416G	63.35	74.00	-10.65	3	Vertical	0	1.77	-
5240MHz	Pass	PK	5.2412G	123.32	Inf	-Inf	3	Vertical	0	1.77	-
5240MHz	Pass	PK	5.351G	59.92	74.00	-14.08	3	Vertical	0	1.77	-
5240MHz	Pass	AV	5.144G	53.02	54.00	-0.98	3	Horizontal	330	1.82	-
5240MHz	Pass	AV	5.2418G	113.02	Inf	-Inf	3	Horizontal	330	1.82	-
5240MHz	Pass	AV	5.35G	50.23	54.00	-3.77	3	Horizontal	330	1.82	-
5240MHz	Pass	PK	5.1422G	65.68	74.00	-8.32	3	Horizontal	330	1.82	-
5240MHz	Pass	PK	5.237G	125.24	Inf	-Inf	3	Horizontal	330	1.82	-
5240MHz	Pass	PK	5.351G	60.90	74.00	-13.10	3	Horizontal	330	1.82	-
5240MHz	Pass	AV	15.71964G	46.32	54.00	-7.68	3	Vertical	347	1.49	-
5240MHz	Pass	PK	10.48438G	56.81	68.20	-11.39	3	Vertical	3	2.23	-
5240MHz	Pass	PK	15.7162G	59.06	74.00	-14.94	3	Vertical	347	1.49	-
5240MHz	Pass	AV	15.72038G	45.61	54.00	-8.39	3	Horizontal	359	1.02	-
5240MHz	Pass	PK	10.48024G	57.46	68.20	-10.74	3	Horizontal	31	2.63	-
5240MHz	Pass	PK	15.7179G	58.70	74.00	-15.30	3	Horizontal	359	1.02	-
5745MHz	Pass	AV	5.7462G	114.13	Inf	-Inf	3	Vertical	0	1.74	-
5745MHz	Pass	PK	5.637G	66.36	68.20	-1.84	3	Vertical	0	1.74	-
5745MHz	Pass	PK	5.7414G	125.95	Inf	-Inf	3	Vertical	0	1.74	-
5745MHz	Pass	PK	5.9442G	60.78	68.20	-7.42	3	Vertical	0	1.74	-
5745MHz	Pass	AV	5.7438G	114.80	Inf	-Inf	3	Horizontal	356	1.83	-
5745MHz	Pass	PK	5.6502G	67.47	68.35	-0.88	3	Horizontal	356	1.83	-
5745MHz	Pass	PK	5.7378G	126.08	Inf	-Inf	3	Horizontal	356	1.83	-
5745MHz	Pass	PK	5.9418G	61.14	68.20	-7.06	3	Horizontal	356	1.83	-
5745MHz	Pass	AV	11.48755G	46.42	54.00	-7.58	3	Vertical	1	2.48	-
5745MHz	Pass	PK	11.49228G	59.56	74.00	-14.44	3	Vertical	1	2.48	-

Remark : Level (dBuV/m) = Raw(Read Level) + AF(Antenna Factor) + CL(Cable Loss) - PA(Preamp Factor)

Mode	Result	Type	Freq (Hz)	Level (dBuV/m)	Limit (dBuV/m)	Margin (dB)	Dist (m)	Condition	Azimuth (°)	Height (m)	Comments
5745MHz	Pass	PK	17.2358G	62.79	68.20	-5.41	3	Vertical	211	1.50	-
5745MHz	Pass	AV	11.48915G	45.28	54.00	-8.72	3	Horizontal	55	1.50	-
5745MHz	Pass	PK	11.48956G	57.75	74.00	-16.25	3	Horizontal	55	1.50	-
5745MHz	Pass	PK	17.23712G	63.42	68.20	-4.78	3	Horizontal	357	1.50	-
5785MHz	Pass	AV	5.7862G	116.77	Inf	-Inf	3	Vertical	4	1.79	-
5785MHz	Pass	PK	5.6458G	66.70	68.20	-1.50	3	Vertical	4	1.79	-
5785MHz	Pass	PK	5.7886G	127.10	Inf	-Inf	3	Vertical	4	1.79	-
5785MHz	Pass	PK	5.9242G	64.97	68.79	-3.82	3	Vertical	4	1.79	-
5785MHz	Pass	AV	5.7838G	117.29	Inf	-Inf	3	Horizontal	359	1.81	-
5785MHz	Pass	PK	5.6494G	67.36	68.20	-0.84	3	Horizontal	359	1.81	-
5785MHz	Pass	PK	5.7862G	127.14	Inf	-Inf	3	Horizontal	359	1.81	-
5785MHz	Pass	PK	5.9266G	65.82	68.20	-2.38	3	Horizontal	359	1.81	-
5785MHz	Pass	AV	11.56836G	48.75	54.00	-5.25	3	Vertical	4	2.34	-
5785MHz	Pass	PK	11.57308G	61.03	74.00	-12.97	3	Vertical	4	2.34	-
5785MHz	Pass	PK	17.35964G	64.72	68.20	-3.48	3	Vertical	46	1.43	-
5785MHz	Pass	AV	11.57008G	46.23	54.00	-7.77	3	Horizontal	56	1.50	-
5785MHz	Pass	PK	11.568G	58.58	74.00	-15.42	3	Horizontal	56	1.50	-
5785MHz	Pass	PK	17.35294G	63.94	68.20	-4.26	3	Horizontal	0	1.89	-
5825MHz	Pass	AV	5.819G	116.18	Inf	-Inf	3	Vertical	0	1.63	-
5825MHz	Pass	PK	5.6222G	65.45	68.20	-2.75	3	Vertical	0	1.63	-
5825MHz	Pass	PK	5.8178G	126.88	Inf	-Inf	3	Vertical	0	1.63	-
5825MHz	Pass	PK	5.9246G	66.43	68.50	-2.07	3	Vertical	0	1.63	-
5825MHz	Pass	AV	5.8178G	116.46	Inf	-Inf	3	Horizontal	7	1.91	-
5825MHz	Pass	PK	5.6306G	67.35	68.20	-0.85	3	Horizontal	7	1.91	-
5825MHz	Pass	PK	5.8238G	127.18	Inf	-Inf	3	Horizontal	7	1.91	-
5825MHz	Pass	PK	5.9306G	66.79	68.20	-1.41	3	Horizontal	7	1.91	-
5825MHz	Pass	AV	11.64808G	49.82	54.00	-4.18	3	Vertical	6	1.65	-
5825MHz	Pass	PK	11.6462G	62.35	74.00	-11.65	3	Vertical	6	1.65	-
5825MHz	Pass	PK	17.47266G	66.00	68.20	-2.20	3	Vertical	42	1.35	-
5825MHz	Pass	AV	11.64804G	47.89	54.00	-6.11	3	Horizontal	61	1.74	-
5825MHz	Pass	PK	11.65508G	60.40	74.00	-13.60	3	Horizontal	61	1.74	-
5825MHz	Pass	PK	17.47694G	66.67	68.20	-1.53	3	Horizontal	55	1.50	-
802.11ax HEW40_Nss1,(MCS0)_2TX	-	-	-	-	-	-	-	-	-	-	-
5190MHz	Pass	AV	5.15G	51.54	54.00	-2.46	3	Vertical	330	2.40	-
5190MHz	Pass	AV	5.1956G	101.83	Inf	-Inf	3	Vertical	330	2.40	-
5190MHz	Pass	PK	5.1484G	63.25	74.00	-10.75	3	Vertical	330	2.40	-
5190MHz	Pass	PK	5.1952G	113.53	Inf	-Inf	3	Vertical	330	2.40	-
5190MHz	Pass	AV	5.1488G	52.92	54.00	-1.08	3	Horizontal	329	1.97	-
5190MHz	Pass	AV	5.1844G	103.59	Inf	-Inf	3	Horizontal	329	1.97	-
5190MHz	Pass	PK	5.1488G	64.17	74.00	-9.83	3	Horizontal	329	1.97	-
5190MHz	Pass	PK	5.1868G	115.29	Inf	-Inf	3	Horizontal	329	1.97	-
5190MHz	Pass	AV	15.57474G	46.86	54.00	-7.14	3	Vertical	312	1.30	-
5190MHz	Pass	PK	10.3866G	56.94	68.20	-11.26	3	Vertical	342	2.33	-
5190MHz	Pass	PK	15.55998G	58.61	74.00	-15.39	3	Vertical	312	1.30	-
5190MHz	Pass	AV	15.56652G	46.68	54.00	-7.32	3	Horizontal	210	1.97	-
5190MHz	Pass	PK	10.3773G	56.90	68.20	-11.30	3	Horizontal	63	1.55	-
5190MHz	Pass	PK	15.57696G	58.67	74.00	-15.33	3	Horizontal	210	1.97	-
5230MHz	Pass	AV	5.1478G	51.92	54.00	-2.08	3	Vertical	334	2.37	-
5230MHz	Pass	AV	5.2354G	107.27	Inf	-Inf	3	Vertical	334	2.37	-

Remark : Level (dBuV/m) = Raw(Read Level) + AF(Antenna Factor) + CL(Cable Loss) - PA(Preamp Factor)

Mode	Result	Type	Freq (Hz)	Level (dBuV/m)	Limit (dBuV/m)	Margin (dB)	Dist (m)	Condition	Azimuth (°)	Height (m)	Comments
5230MHz	Pass	AV	5.3572G	48.24	54.00	-5.76	3	Vertical	334	2.37	-
5230MHz	Pass	PK	5.1466G	64.68	74.00	-9.32	3	Vertical	334	2.37	-
5230MHz	Pass	PK	5.2354G	119.11	Inf	-Inf	3	Vertical	334	2.37	-
5230MHz	Pass	PK	5.35G	60.61	74.00	-13.39	3	Vertical	334	2.37	-
5230MHz	Pass	AV	5.1448G	53.12	54.00	-0.88	3	Horizontal	334	1.88	-
5230MHz	Pass	AV	5.2246G	108.96	Inf	-Inf	3	Horizontal	334	1.88	-
5230MHz	Pass	AV	5.3512G	49.33	54.00	-4.67	3	Horizontal	334	1.88	-
5230MHz	Pass	PK	5.1496G	65.15	74.00	-8.85	3	Horizontal	334	1.88	-
5230MHz	Pass	PK	5.227G	120.72	Inf	-Inf	3	Horizontal	334	1.88	-
5230MHz	Pass	PK	5.3536G	60.56	74.00	-13.44	3	Horizontal	334	1.88	-
5230MHz	Pass	AV	15.70446G	46.70	54.00	-7.30	3	Vertical	51	1.66	-
5230MHz	Pass	PK	10.45646G	56.82	68.20	-11.38	3	Vertical	246	1.11	-
5230MHz	Pass	PK	15.67572G	58.83	74.00	-15.17	3	Vertical	51	1.66	-
5230MHz	Pass	AV	15.69612G	46.48	54.00	-7.52	3	Horizontal	109	1.50	-
5230MHz	Pass	PK	10.45436G	57.64	68.20	-10.56	3	Horizontal	119	1.08	-
5230MHz	Pass	PK	15.68208G	59.06	74.00	-14.94	3	Horizontal	109	1.50	-
5755MHz	Pass	AV	5.749G	110.67	Inf	-Inf	3	Vertical	0	1.72	-
5755MHz	Pass	PK	5.6518G	67.16	69.53	-2.37	3	Vertical	0	1.72	-
5755MHz	Pass	PK	5.7514G	122.16	Inf	-Inf	3	Vertical	0	1.72	-
5755MHz	Pass	PK	5.9722G	60.05	68.20	-8.15	3	Vertical	0	1.72	-
5755MHz	Pass	AV	5.7478G	110.88	Inf	-Inf	3	Horizontal	3	1.88	-
5755MHz	Pass	PK	5.6506G	67.68	68.64	-0.96	3	Horizontal	3	1.88	-
5755MHz	Pass	PK	5.7598G	122.10	Inf	-Inf	3	Horizontal	3	1.88	-
5755MHz	Pass	PK	5.9434G	61.11	68.20	-7.09	3	Horizontal	3	1.88	-
5755MHz	Pass	AV	11.51966G	46.02	54.00	-7.98	3	Vertical	0	1.50	-
5755MHz	Pass	PK	11.51972G	57.64	74.00	-16.36	3	Vertical	0	1.50	-
5755MHz	Pass	PK	17.27352G	64.16	68.20	-4.04	3	Vertical	339	1.50	-
5755MHz	Pass	AV	11.51126G	45.47	54.00	-8.53	3	Horizontal	55	1.60	-
5755MHz	Pass	PK	11.5151G	57.80	74.00	-16.20	3	Horizontal	55	1.60	-
5755MHz	Pass	PK	17.2785G	62.96	68.20	-5.24	3	Horizontal	103	1.70	-
5795MHz	Pass	AV	5.789G	112.26	Inf	-Inf	3	Vertical	360	1.73	-
5795MHz	Pass	PK	5.6222G	65.47	68.20	-2.73	3	Vertical	360	1.73	-
5795MHz	Pass	PK	5.7998G	122.57	Inf	-Inf	3	Vertical	360	1.73	-
5795MHz	Pass	PK	5.9342G	65.99	68.20	-2.21	3	Vertical	360	1.73	-
5795MHz	Pass	AV	5.801G	112.79	Inf	-Inf	3	Horizontal	4	1.69	-
5795MHz	Pass	PK	5.6426G	67.27	68.20	-0.93	3	Horizontal	4	1.69	-
5795MHz	Pass	PK	5.927G	66.84	68.20	-1.36	3	Horizontal	4	1.69	-
5795MHz	Pass	PK	5.7902G	123.87	Inf	-Inf	3	Horizontal	4	1.69	-
5795MHz	Pass	AV	11.59288G	48.13	54.00	-5.87	3	Vertical	1	1.72	-
5795MHz	Pass	PK	11.59096G	59.85	74.00	-14.15	3	Vertical	1	1.72	-
5795MHz	Pass	PK	17.35876G	64.62	68.20	-3.58	3	Vertical	70	1.50	-
5795MHz	Pass	AV	11.59512G	46.19	54.00	-7.81	3	Horizontal	52	1.50	-
5795MHz	Pass	PK	11.58456G	57.66	74.00	-16.34	3	Horizontal	52	1.50	-
5795MHz	Pass	PK	17.42452G	64.11	68.20	-4.09	3	Horizontal	267	1.54	-
802.11ax HEW80_Nss1,(MCS0)_2TX	-	-	-	-	-	-	-	-	-	-	-
5210MHz	Pass	AV	5.15G	52.70	54.00	-1.30	3	Vertical	30	2.02	-
5210MHz	Pass	AV	5.2G	98.45	Inf	-Inf	3	Vertical	30	2.02	-
5210MHz	Pass	AV	5.353G	47.29	54.00	-6.71	3	Vertical	30	2.02	-
5210MHz	Pass	PK	5.145G	63.79	74.00	-10.21	3	Vertical	30	2.02	-

Remark : Level (dBuV/m) = Raw(Read Level) + AF(Antenna Factor) + CL(Cable Loss) - PA(Preamp Factor)

Mode	Result	Type	Freq (Hz)	Level (dBuV/m)	Limit (dBuV/m)	Margin (dB)	Dist (m)	Condition	Azimuth (°)	Height (m)	Comments
5210MHz	Pass	PK	5.212G	109.81	Inf	-Inf	3	Vertical	30	2.02	-
5210MHz	Pass	PK	5.362G	58.71	74.00	-15.29	3	Vertical	30	2.02	-
5210MHz	Pass	AV	5.15G	53.17	54.00	-0.83	3	Horizontal	330	2.10	-
5210MHz	Pass	AV	5.199G	100.03	Inf	-Inf	3	Horizontal	330	2.10	-
5210MHz	Pass	AV	5.35G	48.24	54.00	-5.76	3	Horizontal	330	2.10	-
5210MHz	Pass	PK	5.144G	64.51	74.00	-9.49	3	Horizontal	330	2.10	-
5210MHz	Pass	PK	5.207G	111.14	Inf	-Inf	3	Horizontal	330	2.10	-
5210MHz	Pass	PK	5.361G	58.91	74.00	-15.09	3	Horizontal	330	2.10	-
5210MHz	Pass	AV	15.5908G	46.73	54.00	-7.27	3	Vertical	148	1.50	-
5210MHz	Pass	PK	10.39712G	56.84	68.20	-11.36	3	Vertical	344	1.53	-
5210MHz	Pass	PK	15.5916G	59.69	74.00	-14.31	3	Vertical	148	1.50	-
5210MHz	Pass	AV	15.5916G	46.88	54.00	-7.12	3	Horizontal	90	1.50	-
5210MHz	Pass	PK	10.45936G	56.43	68.20	-11.77	3	Horizontal	67	2.01	-
5210MHz	Pass	PK	15.64968G	58.51	74.00	-15.49	3	Horizontal	90	1.50	-
5775MHz	Pass	AV	5.7642G	104.69	Inf	-Inf	3	Vertical	360	1.74	-
5775MHz	Pass	PK	5.649G	67.03	68.20	-1.17	3	Vertical	360	1.74	-
5775MHz	Pass	PK	5.757G	116.19	Inf	-Inf	3	Vertical	360	1.74	-
5775MHz	Pass	PK	5.925G	61.40	68.20	-6.80	3	Vertical	360	1.74	-
5775MHz	Pass	AV	5.7606G	104.75	Inf	-Inf	3	Horizontal	3	1.50	-
5775MHz	Pass	PK	5.6478G	67.26	68.20	-0.94	3	Horizontal	3	1.50	-
5775MHz	Pass	PK	5.7786G	116.01	Inf	-Inf	3	Horizontal	3	1.50	-
5775MHz	Pass	PK	5.9262G	61.09	68.20	-7.11	3	Horizontal	3	1.50	-
5775MHz	Pass	AV	11.56552G	45.00	54.00	-9.00	3	Vertical	187	1.50	-
5775MHz	Pass	PK	11.53G	57.90	74.00	-16.10	3	Vertical	187	1.50	-
5775MHz	Pass	PK	17.35524G	63.94	68.20	-4.26	3	Vertical	108	1.50	-
5775MHz	Pass	AV	11.56072G	45.35	54.00	-8.65	3	Horizontal	281	1.50	-
5775MHz	Pass	PK	11.58376G	57.56	74.00	-16.44	3	Horizontal	281	1.50	-
5775MHz	Pass	PK	17.29252G	63.47	68.20	-4.73	3	Horizontal	195	3.00	-

Remark : Level (dBuV/m) = Raw(Read Level) + AF(Antenna Factor) + CL(Cable Loss) - PA(Preamp Factor)

802.11a_Nss1,(6Mbps)_2TX

5180MHz_TX

15/05/2020

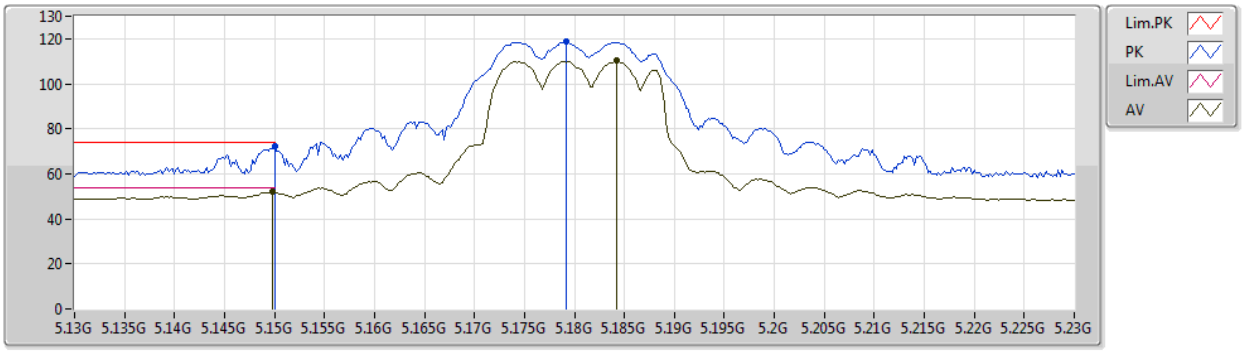

Type	Freq	Level	Limit	Margin	Factor	Dist	Condition	Azimuth	Height	Comment	Raw	AF	CL	PA
	(Hz)	(dBuV/m)	(dBuV/m)	(dB)	(dB)	(m)		(°)	(m)		(dBuV)	(dB)	(dB)	(dB)
AV	5.1498G	51.86	54.00	-2.14	5.32	3	Vertical	349	2.39	-	46.54	31.80	7.57	34.05
AV	5.1842G	110.18	Inf	-Inf	5.20	3	Vertical	349	2.39	-	104.98	31.66	7.59	34.05
PK	5.15G	72.18	74.00	-1.82	5.32	3	Vertical	349	2.39	-	66.86	31.80	7.57	34.05
PK	5.1792G	118.59	Inf	-Inf	5.22	3	Vertical	349	2.39	-	113.37	31.68	7.59	34.05

Remark : Level (dBuV/m) = Raw(Read Level) + AF(Antenna Factor) + CL(Cable Loss) - PA(Preamp Factor)

802.11a_Nss1,(6Mbps)_2TX

5180MHz_TX

15/05/2020

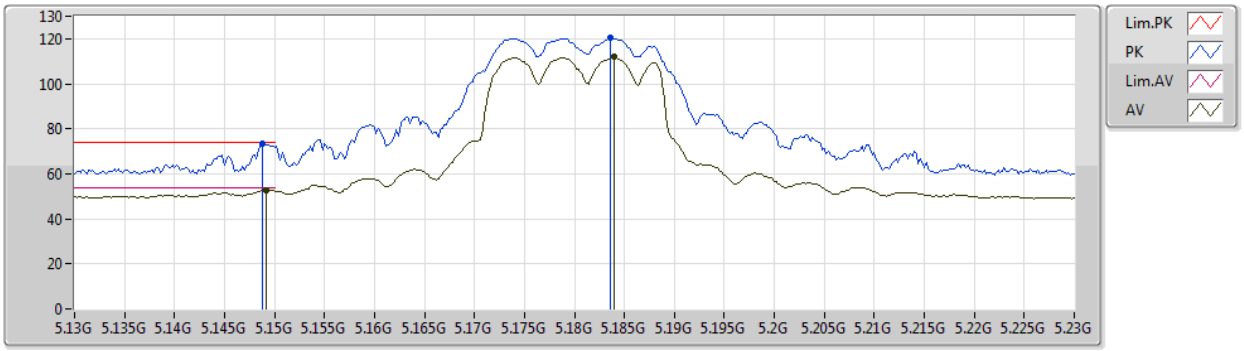

Type	Freq	Level	Limit	Margin	Factor	Dist	Condition	Azimuth	Height	Comment	Raw	AF	CL	PA
	(Hz)	(dBuV/m)	(dBuV/m)	(dB)	(dB)	(m)		(°)	(m)		(dBuV)	(dB)	(dB)	(dB)
AV	5.1492G	52.75	54.00	-1.25	5.32	3	Horizontal	327	2.01	-	47.43	31.80	7.57	34.05
AV	5.184G	112.03	Inf	-Inf	5.20	3	Horizontal	327	2.01	-	106.83	31.66	7.59	34.05
PK	5.1488G	73.13	74.00	-0.87	5.32	3	Horizontal	327	2.01	-	67.81	31.80	7.57	34.05
PK	5.1836G	120.23	Inf	-Inf	5.21	3	Horizontal	327	2.01	-	115.02	31.67	7.59	34.05

Remark : Level (dBuV/m) = Raw(Read Level) + AF(Antenna Factor) + CL(Cable Loss) - PA(Preamp Factor)

802.11a_Nss1,(6Mbps)_2TX

5180MHz_TX

15/05/2020

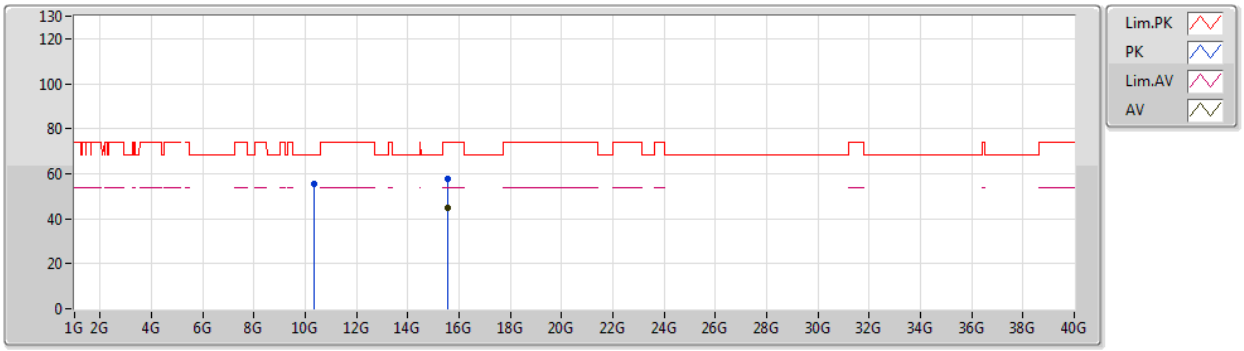

Type	Freq	Level	Limit	Margin	Factor	Dist	Condition	Azimuth	Height	Comment	Raw	AF	CL	PA
	(Hz)	(dBuV/m)	(dBuV/m)	(dB)	(dB)	(m)		(°)	(m)		(dBuV)	(dB)	(dB)	(dB)
AV	15.54294G	44.70	54.00	-9.30	15.82	3	Vertical	8	1.64	-	28.88	38.92	10.91	34.01
PK	10.35518G	55.73	68.20	-12.47	14.50	3	Vertical	160	2.01	-	41.23	39.36	9.69	34.55
PK	15.53796G	57.94	74.00	-16.06	15.83	3	Vertical	8	1.64	-	42.11	38.93	10.91	34.01

Remark : Level (dBuV/m) = Raw(Read Level) + AF(Antenna Factor) + CL(Cable Loss) - PA(Preamp Factor)

802.11a_Nss1,(6Mbps)_2TX

5180MHz_TX

15/05/2020

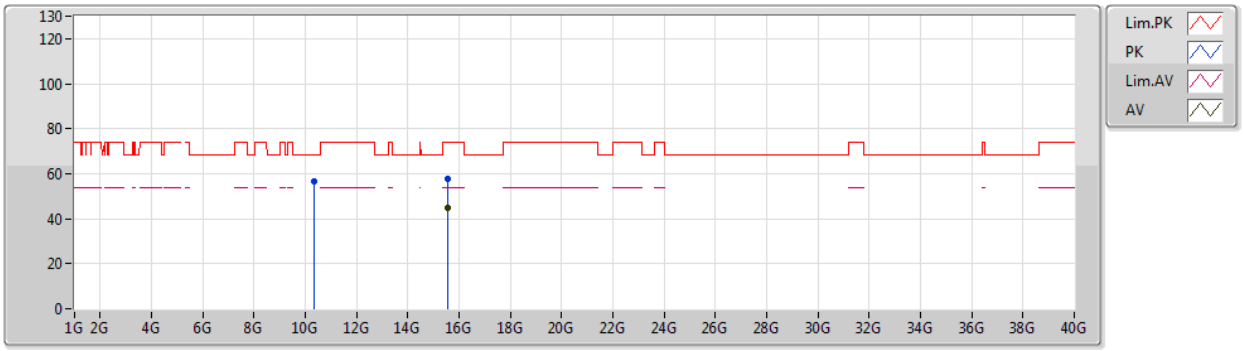

Type	Freq	Level	Limit	Margin	Factor	Dist	Condition	Azimuth	Height	Comment	Raw	AF	CL	PA
	(Hz)	(dBuV/m)	(dBuV/m)	(dB)	(dB)	(m)		(°)	(m)		(dBuV)	(dB)	(dB)	(dB)
AV	15.54342G	44.83	54.00	-9.17	15.82	3	Horizontal	47	1.99	-	29.01	38.92	10.91	34.01
PK	10.36382G	56.37	68.20	-11.83	14.52	3	Horizontal	53	1.80	-	41.85	39.37	9.69	34.54
PK	15.54186G	57.80	74.00	-16.20	15.82	3	Horizontal	47	1.99	-	41.98	38.92	10.91	34.01

Remark : Level (dBuV/m) = Raw(Read Level) + AF(Antenna Factor) + CL(Cable Loss) - PA(Preamp Factor)

802.11a_Nss1,(6Mbps)_2TX

5200MHz_TX

15/05/2020

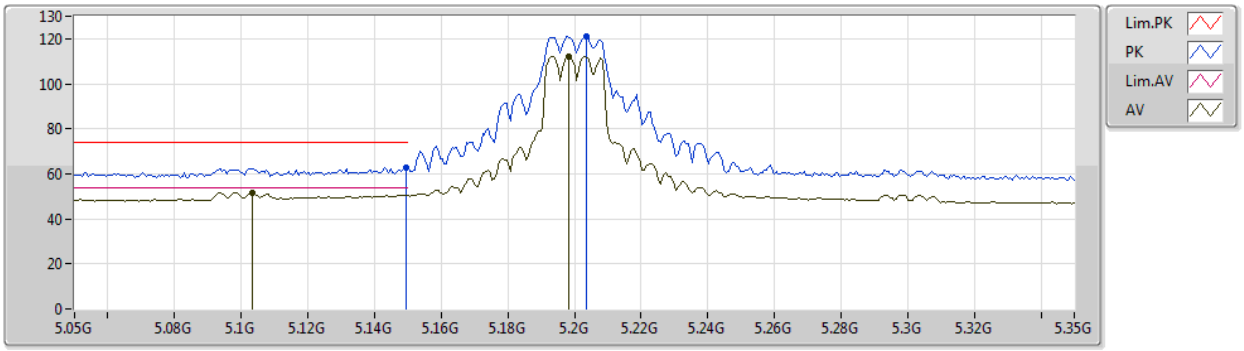

Type	Freq	Level	Limit	Margin	Factor	Dist	Condition	Azimuth	Height	Comment	Raw	AF	CL	PA
	(Hz)	(dBuV/m)	(dBuV/m)	(dB)	(dB)	(m)		(°)	(m)		(dBuV)	(dB)	(dB)	(dB)
AV	5.1034G	51.64	54.00	-2.36	5.49	3	Vertical	359	2.26	-	46.15	31.99	7.55	34.05
AV	5.1982G	112.21	Inf	-Inf	5.16	3	Vertical	359	2.26	-	107.05	31.61	7.60	34.05
PK	5.1496G	62.79	74.00	-11.21	5.32	3	Vertical	359	2.26	-	57.47	31.80	7.57	34.05
PK	5.2036G	120.84	Inf	-Inf	5.14	3	Vertical	359	2.26	-	115.70	31.59	7.60	34.05

Remark : Level (dBuV/m) = Raw(Read Level) + AF(Antenna Factor) + CL(Cable Loss) - PA(Preamp Factor)

802.11a_Nss1,(6Mbps)_2TX

5200MHz_TX

15/05/2020

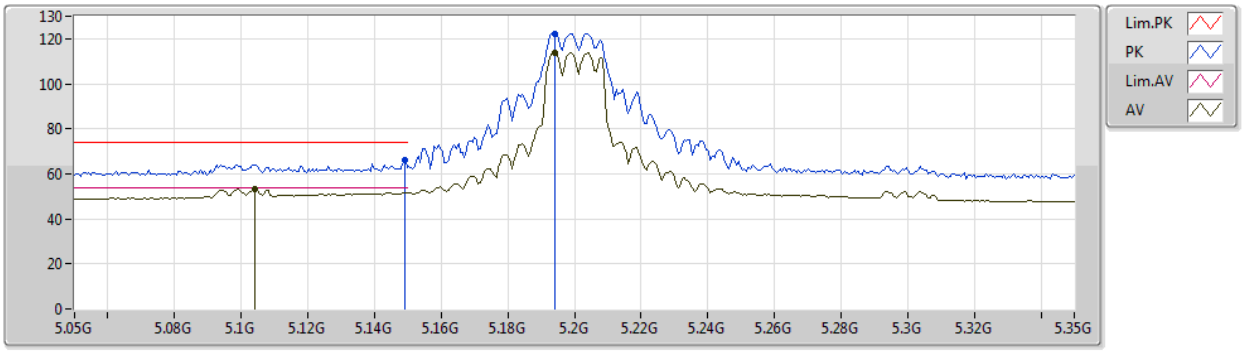

Type	Freq	Level	Limit	Margin	Factor	Dist	Condition	Azimuth	Height	Comment	Raw	AF	CL	PA
	(Hz)	(dBuV/m)	(dBuV/m)	(dB)	(dB)	(m)		(°)	(m)		(dBuV)	(dB)	(dB)	(dB)
AV	5.104G	53.10	54.00	-0.90	5.48	3	Horizontal	327	1.78	-	47.62	31.98	7.55	34.05
AV	5.194G	113.72	Inf	-Inf	5.17	3	Horizontal	327	1.78	-	108.55	31.62	7.60	34.05
PK	5.149G	66.12	74.00	-7.88	5.32	3	Horizontal	327	1.78	-	60.80	31.80	7.57	34.05
PK	5.194G	122.43	Inf	-Inf	5.17	3	Horizontal	327	1.78	-	117.26	31.62	7.60	34.05

Remark : Level (dBuV/m) = Raw(Read Level) + AF(Antenna Factor) + CL(Cable Loss) - PA(Preamp Factor)

802.11a_Nss1,(6Mbps)_2TX

5200MHz_TX

15/05/2020

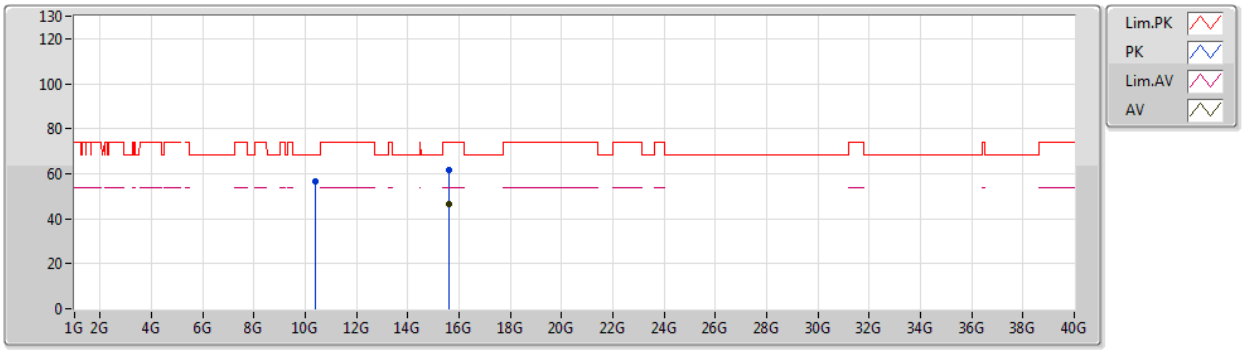

Type	Freq	Level	Limit	Margin	Factor	Dist	Condition	Azimuth	Height	Comment	Raw	AF	CL	PA
	(Hz)	(dBuV/m)	(dBuV/m)	(dB)	(dB)	(m)		(°)	(m)		(dBuV)	(dB)	(dB)	(dB)
AV	15.60036G	46.42	54.00	-7.58	15.59	3	Vertical	341	1.49	-	30.83	38.74	10.92	34.07
PK	10.39592G	56.62	68.20	-11.58	14.59	3	Vertical	250	1.72	-	42.03	39.41	9.70	34.52
PK	15.60154G	61.41	74.00	-12.59	15.59	3	Vertical	341	1.49	-	45.82	38.74	10.92	34.07

Remark : Level (dBuV/m) = Raw(Read Level) + AF(Antenna Factor) + CL(Cable Loss) - PA(Preamp Factor)

802.11a_Nss1,(6Mbps)_2TX

5200MHz_TX

15/05/2020

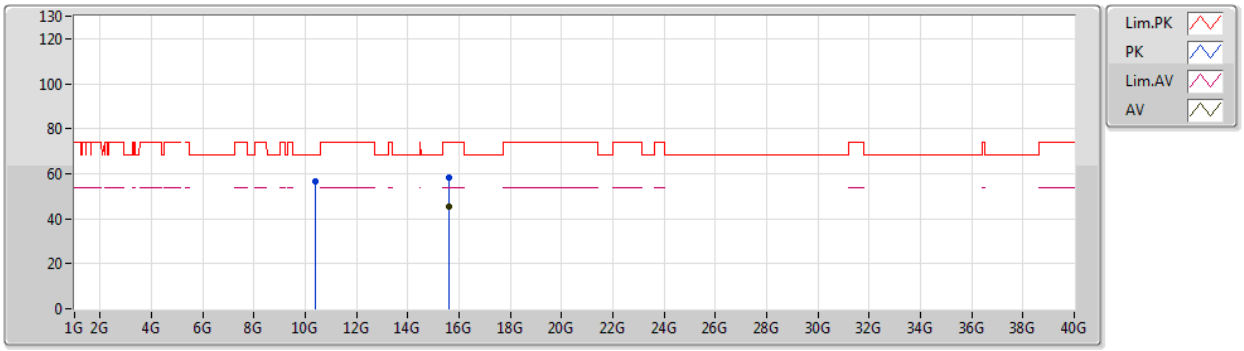

Type	Freq	Level	Limit	Margin	Factor	Dist	Condition	Azimuth	Height	Comment	Raw	AF	CL	PA
	(Hz)	(dBuV/m)	(dBuV/m)	(dB)	(dB)	(m)		(°)	(m)		(dBuV)	(dB)	(dB)	(dB)
AV	15.59584G	45.62	54.00	-8.38	15.60	3	Horizontal	103	1.34	-	30.02	38.75	10.92	34.07
PK	10.39706G	56.42	68.20	-11.78	14.60	3	Horizontal	297	1.76	-	41.82	39.42	9.70	34.52
PK	15.59994G	58.21	74.00	-15.79	15.59	3	Horizontal	103	1.34	-	42.62	38.74	10.92	34.07

Remark : Level (dBuV/m) = Raw(Read Level) + AF(Antenna Factor) + CL(Cable Loss) - PA(Preamp Factor)

802.11a_Nss1,(6Mbps)_2TX

5240MHz_TX

15/05/2020

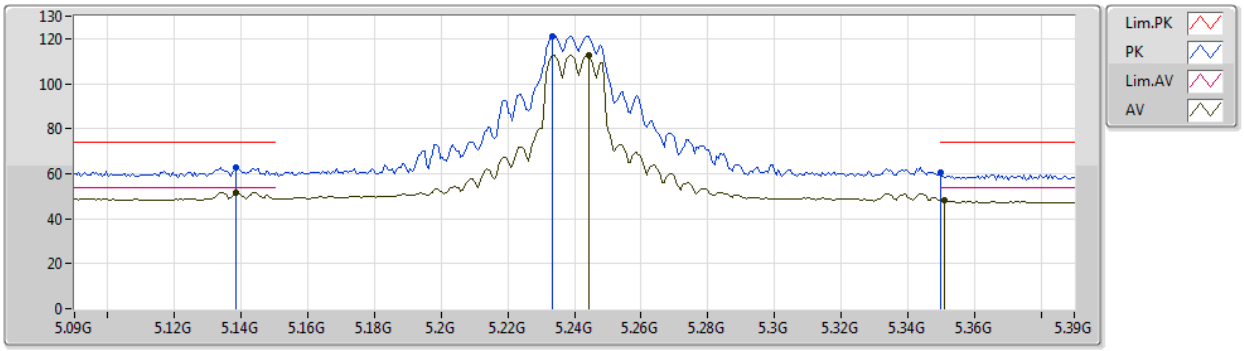

Type	Freq	Level	Limit	Margin	Factor	Dist	Condition	Azimuth	Height	Comment	Raw	AF	CL	PA
	(Hz)	(dBuV/m)	(dBuV/m)	(dB)	(dB)	(m)		(°)	(m)		(dBuV)	(dB)	(dB)	(dB)
AV	5.1386G	51.69	54.00	-2.31	5.37	3	Vertical	355	2.60	-	46.32	31.85	7.57	34.05
AV	5.2442G	112.83	Inf	-Inf	4.99	3	Vertical	355	2.60	-	107.84	31.42	7.62	34.05
AV	5.351G	47.97	54.00	-6.03	4.97	3	Vertical	355	2.60	-	43.00	31.35	7.68	34.06
PK	5.1386G	62.64	74.00	-11.36	5.37	3	Vertical	355	2.60	-	57.27	31.85	7.57	34.05
PK	5.2334G	121.13	Inf	-Inf	5.04	3	Vertical	355	2.60	-	116.09	31.47	7.62	34.05
PK	5.35G	60.51	74.00	-13.49	4.97	3	Vertical	355	2.60	-	55.54	31.35	7.68	34.06

Remark : Level (dBuV/m) = Raw(Read Level) + AF(Antenna Factor) + CL(Cable Loss) - PA(Preamp Factor)

802.11a_Nss1,(6Mbps)_2TX

5240MHz_TX

15/05/2020

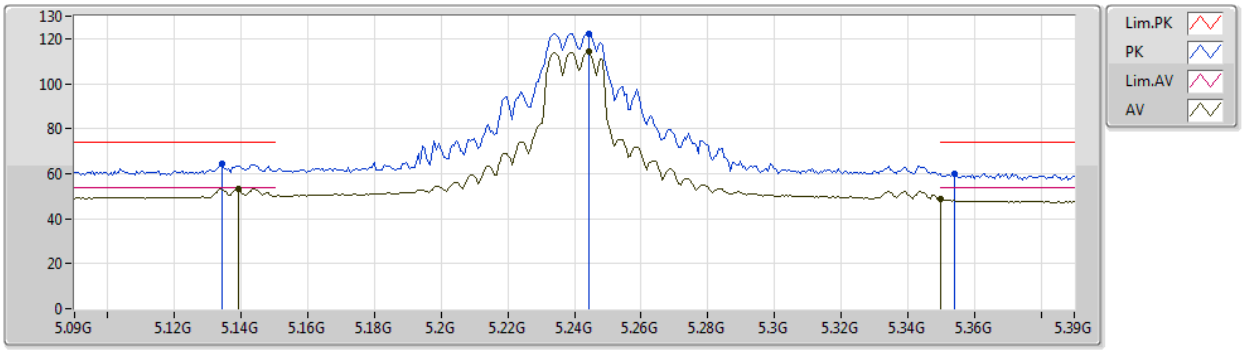

Type	Freq	Level	Limit	Margin	Factor	Dist	Condition	Azimuth	Height	Comment	Raw	AF	CL	PA
	(Hz)	(dBuV/m)	(dBuV/m)	(dB)	(dB)	(m)		(°)	(m)		(dBuV)	(dB)	(dB)	(dB)
AV	5.1392G	53.14	54.00	-0.86	5.36	3	Horizontal	328	1.73	-	47.78	31.84	7.57	34.05
AV	5.2442G	114.21	Inf	-Inf	4.99	3	Horizontal	328	1.73	-	109.22	31.42	7.62	34.05
AV	5.35G	48.49	54.00	-5.51	4.97	3	Horizontal	328	1.73	-	43.52	31.35	7.68	34.06
PK	5.1344G	64.40	74.00	-9.60	5.38	3	Horizontal	328	1.73	-	59.02	31.86	7.57	34.05
PK	5.2442G	122.27	Inf	-Inf	4.99	3	Horizontal	328	1.73	-	117.28	31.42	7.62	34.05
PK	5.354G	60.10	74.00	-13.90	4.98	3	Horizontal	328	1.73	-	55.12	31.36	7.68	34.06

Remark : Level (dBuV/m) = Raw(Read Level) + AF(Antenna Factor) + CL(Cable Loss) - PA(Preamp Factor)

802.11a_Nss1,(6Mbps)_2TX

5240MHz_TX

15/05/2020

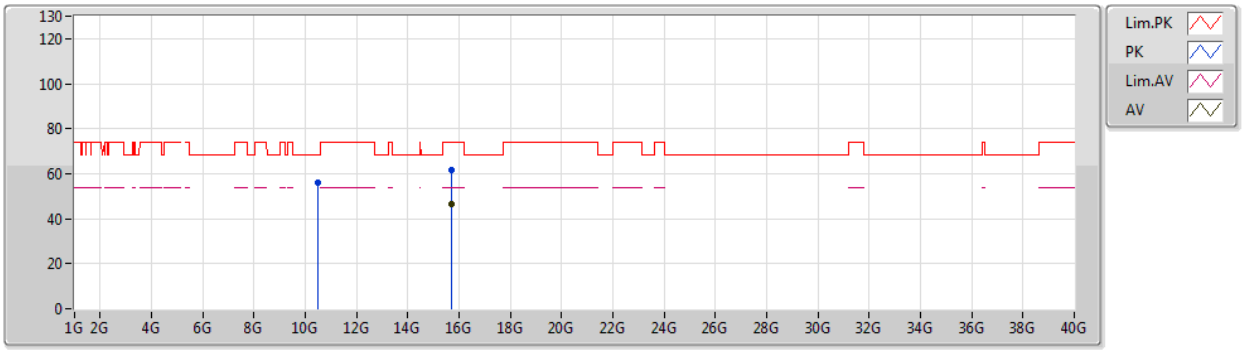

Type	Freq	Level	Limit	Margin	Factor	Dist	Condition	Azimuth	Height	Comment	Raw	AF	CL	PA
	(Hz)	(dBuV/m)	(dBuV/m)	(dB)	(dB)	(m)		(°)	(m)		(dBuV)	(dB)	(dB)	(dB)
AV	15.72214G	46.54	54.00	-7.46	15.10	3	Vertical	336	2.49	-	31.44	38.36	10.94	34.20
PK	10.47652G	55.97	68.20	-12.23	14.77	3	Vertical	154	1.93	-	41.20	39.52	9.72	34.47
PK	15.72112G	61.38	74.00	-12.62	15.10	3	Vertical	336	2.49	-	46.28	38.36	10.94	34.20

Remark : Level (dBuV/m) = Raw(Read Level) + AF(Antenna Factor) + CL(Cable Loss) - PA(Preamp Factor)

802.11a_Nss1,(6Mbps)_2TX

5240MHz_TX

15/05/2020

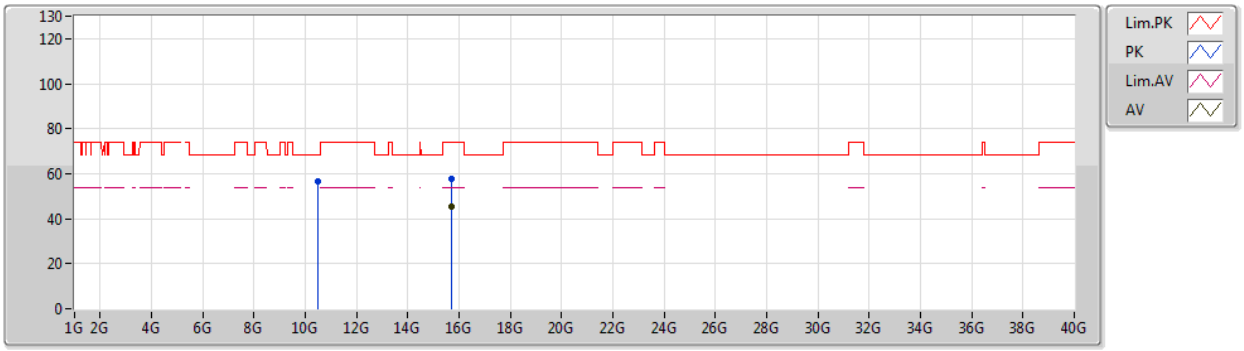

Type	Freq	Level	Limit	Margin	Factor	Dist	Condition	Azimuth	Height	Comment	Raw	AF	CL	PA
	(Hz)	(dBuV/m)	(dBuV/m)	(dB)	(dB)	(m)		(°)	(m)		(dBuV)	(dB)	(dB)	(dB)
AV	15.71642G	45.14	54.00	-8.86	15.13	3	Horizontal	73	2.54	-	30.01	38.38	10.94	34.19
PK	10.48086G	56.33	68.20	-11.87	14.78	3	Horizontal	76	1.35	-	41.55	39.53	9.72	34.47
PK	15.71584G	57.88	74.00	-16.12	15.13	3	Horizontal	73	2.54	-	42.75	38.38	10.94	34.19

Remark : Level (dBuV/m) = Raw(Read Level) + AF(Antenna Factor) + CL(Cable Loss) - PA(Preamp Factor)

802.11a_Nss1,(6Mbps)_2TX

5745MHz_TX

15/05/2020

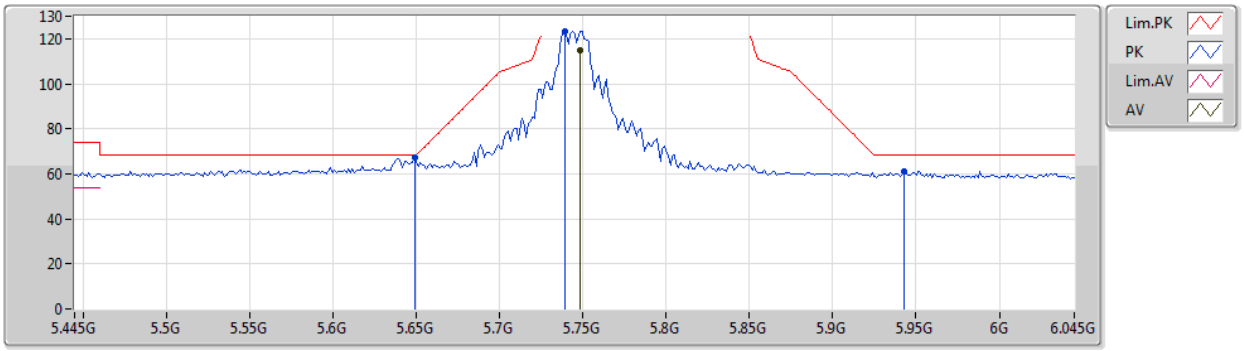

Type	Freq	Level	Limit	Margin	Factor	Dist	Condition	Azimuth	Height	Comment	Raw	AF	CL	PA
	(Hz)	(dBuV/m)	(dBuV/m)	(dB)	(dB)	(m)		(°)	(m)		(dBuV)	(dB)	(dB)	(dB)
AV	5.7486G	115.15	Inf	-Inf	5.75	3	Vertical	355	1.50	-	109.40	31.95	7.87	34.07
PK	5.649G	66.97	68.20	-1.23	5.45	3	Vertical	355	1.50	-	61.52	31.70	7.82	34.07
PK	5.739G	123.48	Inf	-Inf	5.72	3	Vertical	355	1.50	-	117.76	31.92	7.87	34.07
PK	5.943G	61.10	68.20	-7.10	6.29	3	Vertical	355	1.50	-	54.81	32.40	7.97	34.08

Remark : Level (dBuV/m) = Raw(Read Level) + AF(Antenna Factor) + CL(Cable Loss) - PA(Preamp Factor)

042903

802.11a_Nss1,(6Mbps)_2TX

5745MHz_TX

15/05/2020

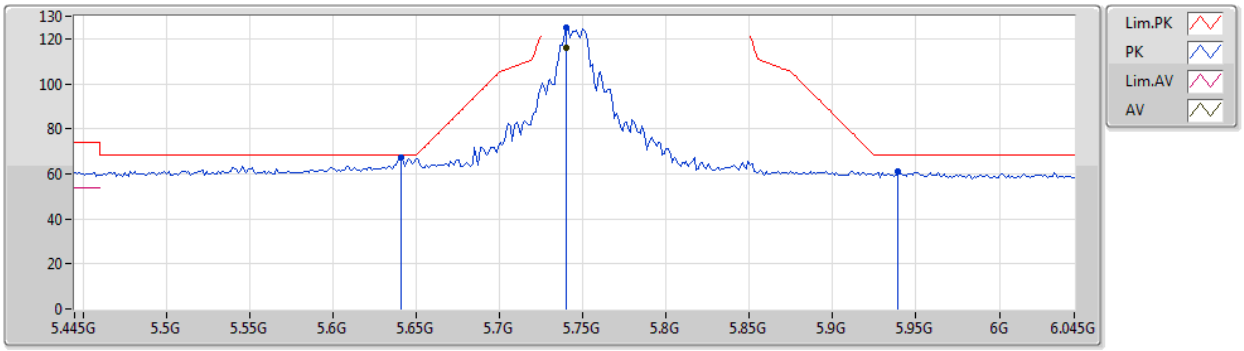

Type	Freq	Level	Limit	Margin	Factor	Dist	Condition	Azimuth	Height	Comment	Raw	AF	CL	PA
	(Hz)	(dBuV/m)	(dBuV/m)	(dB)	(dB)	(m)		(°)	(m)		(dBuV)	(dB)	(dB)	(dB)
AV	5.7402G	116.18	Inf	-Inf	5.72	3	Horizontal	6	1.91	-	110.46	31.92	7.87	34.07
PK	5.6406G	67.19	68.20	-1.01	5.43	3	Horizontal	6	1.91	-	61.76	31.68	7.82	34.07
PK	5.7402G	124.94	Inf	-Inf	5.72	3	Horizontal	6	1.91	-	119.22	31.92	7.87	34.07
PK	5.9394G	61.14	68.20	-7.06	6.29	3	Horizontal	6	1.91	-	54.85	32.40	7.97	34.08

Remark : Level (dBuV/m) = Raw(Read Level) + AF(Antenna Factor) + CL(Cable Loss) - PA(Preamp Factor)

802.11a_Nss1,(6Mbps)_2TX

5745MHz_TX

15/05/2020

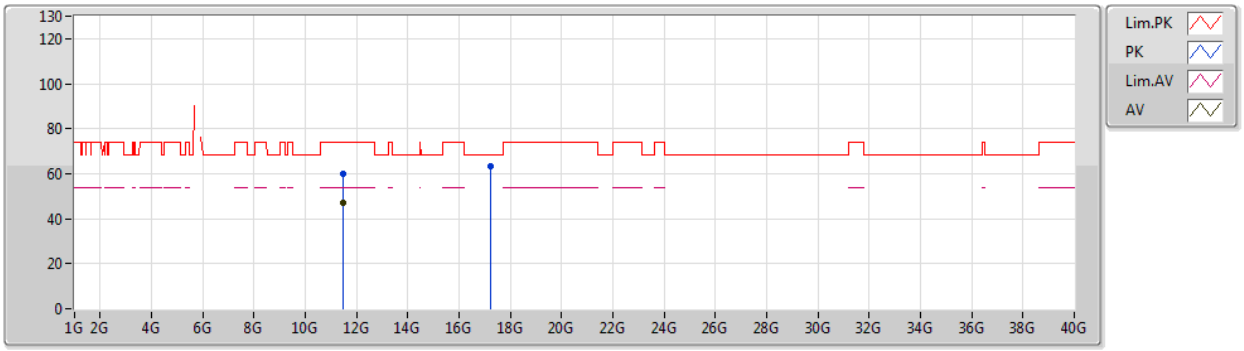

Type	Freq	Level	Limit	Margin	Factor	Dist	Condition	Azimuth	Height	Comment	Raw	AF	CL	PA
	(Hz)	(dBuV/m)	(dBuV/m)	(dB)	(dB)	(m)		(°)	(m)		(dBuV)	(dB)	(dB)	(dB)
AV	11.49036G	47.04	54.00	-6.96	15.34	3	Vertical	357	2.38	-	31.70	39.56	9.97	34.19
PK	11.49024G	59.68	74.00	-14.32	15.34	3	Vertical	357	2.38	-	44.34	39.56	9.97	34.19
PK	17.23722G	63.24	68.20	-4.96	19.92	3	Vertical	360	1.77	-	43.32	41.84	11.56	33.48

Remark : Level (dBuV/m) = Raw(Read Level) + AF(Antenna Factor) + CL(Cable Loss) - PA(Preamp Factor)

802.11a_Nss1,(6Mbps)_2TX

5745MHz_TX

15/05/2020

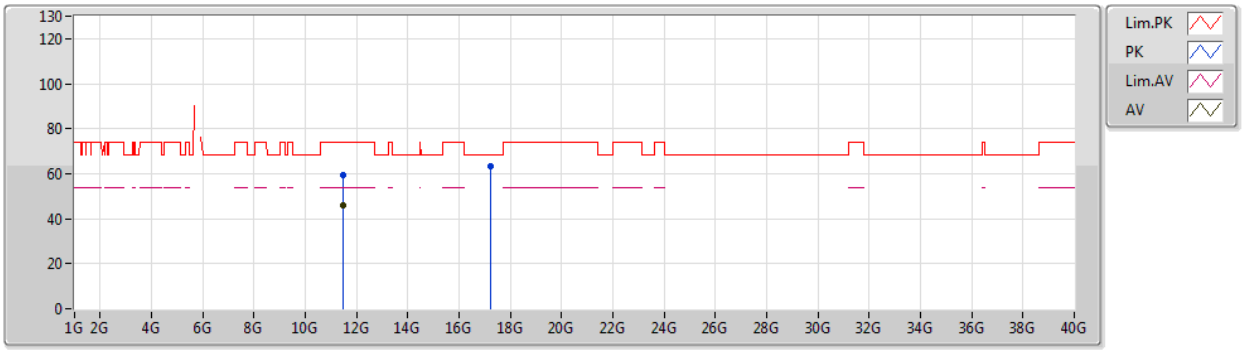

Type	Freq	Level	Limit	Margin	Factor	Dist	Condition	Azimuth	Height	Comment	Raw	AF	CL	PA
	(Hz)	(dBuV/m)	(dBuV/m)	(dB)	(dB)	(m)		(°)	(m)		(dBuV)	(dB)	(dB)	(dB)
AV	11.4891G	46.10	54.00	-7.90	15.34	3	Horizontal	52	1.50	-	30.76	39.56	9.97	34.19
PK	11.4855G	59.64	74.00	-14.36	15.35	3	Horizontal	52	1.50	-	44.29	39.57	9.97	34.19
PK	17.24976G	63.55	68.20	-4.65	20.00	3	Horizontal	176	1.50	-	43.55	41.92	11.56	33.48

Remark : Level (dBuV/m) = Raw(Read Level) + AF(Antenna Factor) + CL(Cable Loss) - PA(Preamp Factor)

802.11a_Nss1,(6Mbps)_2TX

5785MHz_TX

15/05/2020

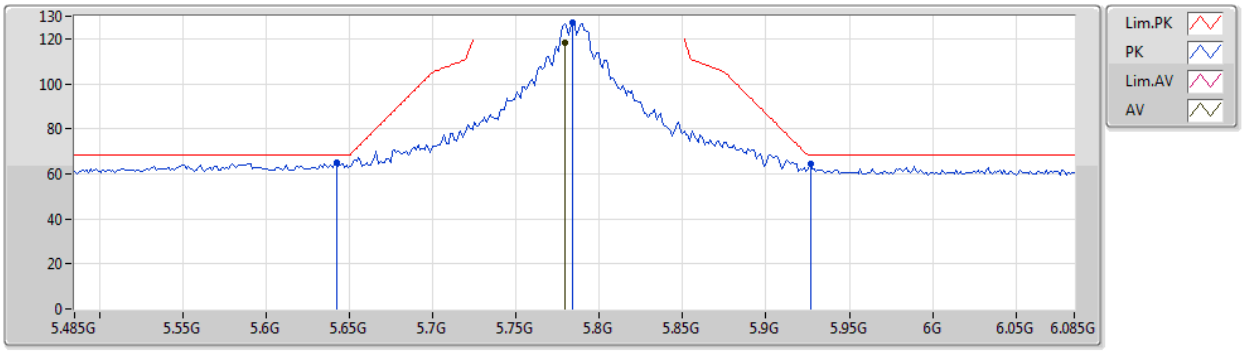

Type	Freq	Level	Limit	Margin	Factor	Dist	Condition	Azimuth	Height	Comment	Raw	AF	CL	PA
	(Hz)	(dBuV/m)	(dBuV/m)	(dB)	(dB)	(m)		(°)	(m)		(dBuV)	(dB)	(dB)	(dB)
AV	5.779G	117.98	Inf	-Inf	5.85	3	Vertical	360	1.94	-	112.13	32.04	7.89	34.08
PK	5.6422G	65.00	68.20	-3.20	5.43	3	Vertical	360	1.94	-	59.57	31.68	7.82	34.07
PK	5.7838G	127.14	Inf	-Inf	5.86	3	Vertical	360	1.94	-	121.28	32.05	7.89	34.08
PK	5.9266G	64.30	68.20	-3.90	6.28	3	Vertical	360	1.94	-	58.02	32.40	7.96	34.08

Remark : Level (dBuV/m) = Raw(Read Level) + AF(Antenna Factor) + CL(Cable Loss) - PA(Preamp Factor)

802.11a_Nss1,(6Mbps)_2TX

5785MHz_TX

15/05/2020

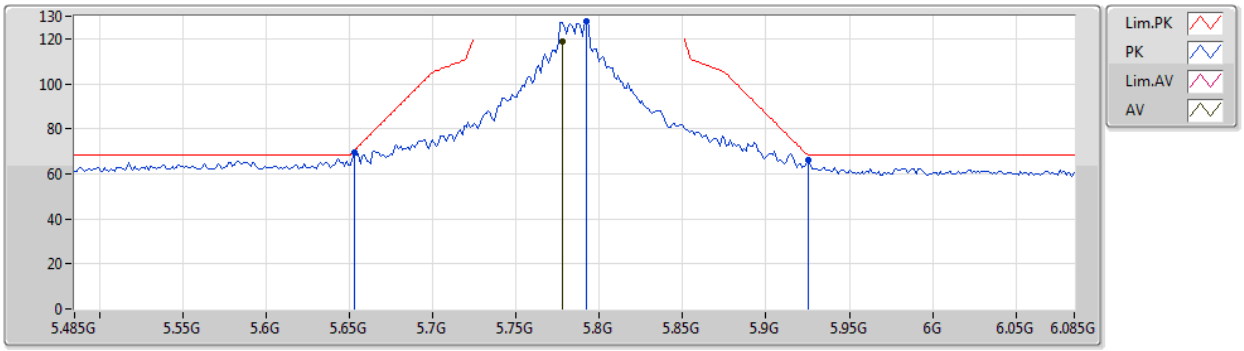

Type	Freq	Level	Limit	Margin	Factor	Dist	Condition	Azimuth	Height	Comment	Raw	AF	CL	PA
	(Hz)	(dBuV/m)	(dBuV/m)	(dB)	(dB)	(m)		(°)	(m)		(dBuV)	(dB)	(dB)	(dB)
AV	5.7778G	118.54	Inf	-Inf	5.84	3	Horizontal	353	1.78	-	112.70	32.03	7.89	34.08
PK	5.653G	69.66	70.42	-0.76	5.47	3	Horizontal	353	1.78	-	64.19	31.71	7.83	34.07
PK	5.7922G	127.70	Inf	-Inf	5.90	3	Horizontal	353	1.78	-	121.80	32.08	7.90	34.08
PK	5.9254G	65.85	68.20	-2.35	6.28	3	Horizontal	353	1.78	-	59.57	32.40	7.96	34.08

Remark : Level (dBuV/m) = Raw(Read Level) + AF(Antenna Factor) + CL(Cable Loss) - PA(Preamp Factor)

802.11a_Nss1,(6Mbps)_2TX

5785MHz_TX

15/05/2020

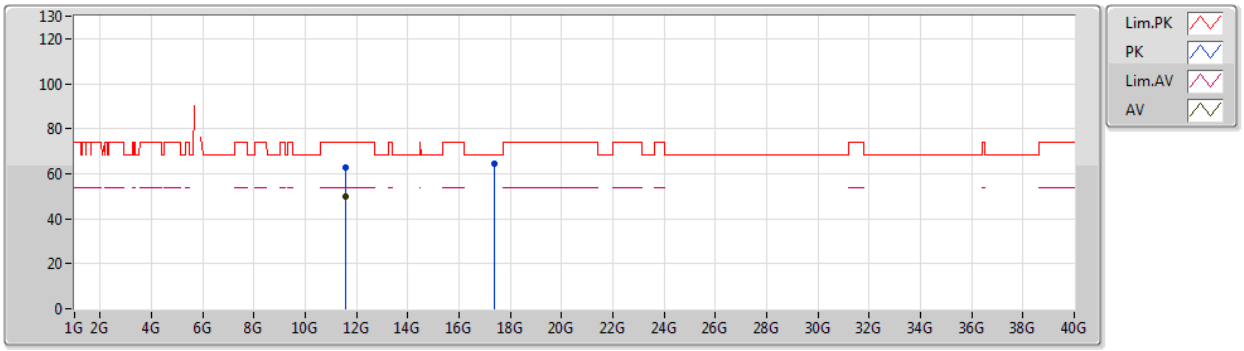

Type	Freq	Level	Limit	Margin	Factor	Dist	Condition	Azimuth	Height	Comment	Raw	AF	CL	PA
	(Hz)	(dBuV/m)	(dBuV/m)	(dB)	(dB)	(m)		(°)	(m)		(dBuV)	(dB)	(dB)	(dB)
AV	11.57144G	50.05	54.00	-3.95	15.26	3	Vertical	0	2.40	-	34.79	39.46	9.99	34.19
PK	11.57168G	62.76	74.00	-11.24	15.26	3	Vertical	0	2.40	-	47.50	39.46	9.99	34.19
PK	17.36112G	64.55	68.20	-3.65	20.80	3	Vertical	38	1.44	-	43.75	42.69	11.61	33.50

Remark : Level (dBuV/m) = Raw(Read Level) + AF(Antenna Factor) + CL(Cable Loss) - PA(Preamp Factor)

802.11a_Nss1,(6Mbps)_2TX

5785MHz_TX

15/05/2020

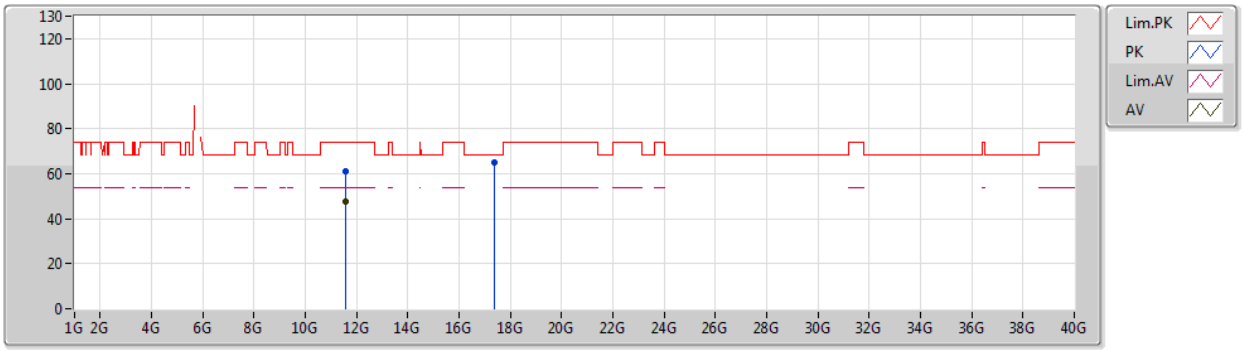

Type	Freq	Level	Limit	Margin	Factor	Dist	Condition	Azimuth	Height	Comment	Raw	AF	CL	PA
	(Hz)	(dBuV/m)	(dBuV/m)	(dB)	(dB)	(m)		(°)	(m)		(dBuV)	(dB)	(dB)	(dB)
AV	11.57066G	47.67	54.00	-6.33	15.26	3	Horizontal	57	1.79	-	32.41	39.46	9.99	34.19
PK	11.5709G	60.82	74.00	-13.18	15.26	3	Horizontal	57	1.79	-	45.56	39.46	9.99	34.19
PK	17.36574G	64.80	68.20	-3.40	20.83	3	Horizontal	37	2.07	-	43.97	42.72	11.61	33.50

Remark : Level (dBuV/m) = Raw(Read Level) + AF(Antenna Factor) + CL(Cable Loss) - PA(Preamp Factor)

802.11a_Nss1,(6Mbps)_2TX

5825MHz_TX

15/05/2020

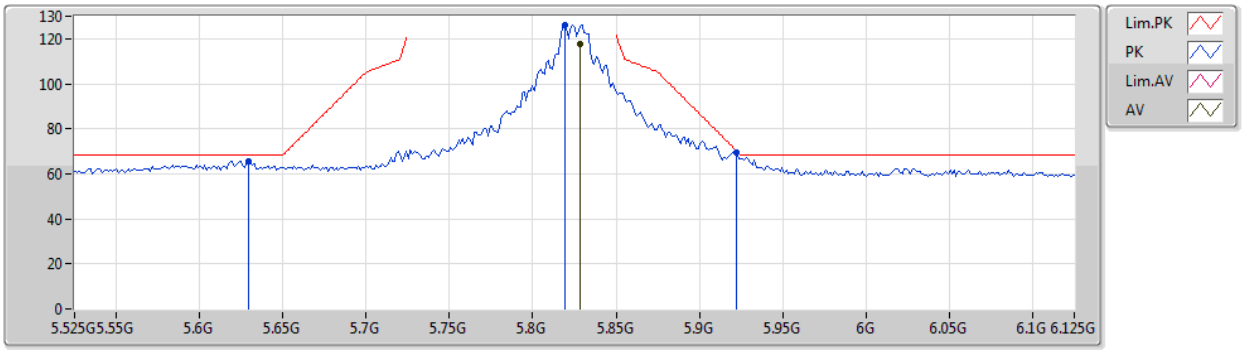

Type	Freq	Level	Limit	Margin	Factor	Dist	Condition	Azimuth	Height	Comment	Raw	AF	CL	PA
	(Hz)	(dBuV/m)	(dBuV/m)	(dB)	(dB)	(m)		(°)	(m)		(dBuV)	(dB)	(dB)	(dB)
AV	5.8286G	117.67	Inf	-Inf	6.02	3	Vertical	360	1.50	-	111.65	32.19	7.91	34.08
PK	5.6294G	65.66	68.20	-2.54	5.40	3	Vertical	360	1.50	-	60.26	31.66	7.81	34.07
PK	5.819G	126.22	Inf	-Inf	5.99	3	Vertical	360	1.50	-	120.23	32.16	7.91	34.08
PK	5.9222G	69.47	70.27	-0.80	6.28	3	Vertical	360	1.50	-	63.19	32.40	7.96	34.08

Remark : Level (dBuV/m) = Raw(Read Level) + AF(Antenna Factor) + CL(Cable Loss) - PA(Preamp Factor)

802.11a_Nss1,(6Mbps)_2TX

5825MHz_TX

15/05/2020

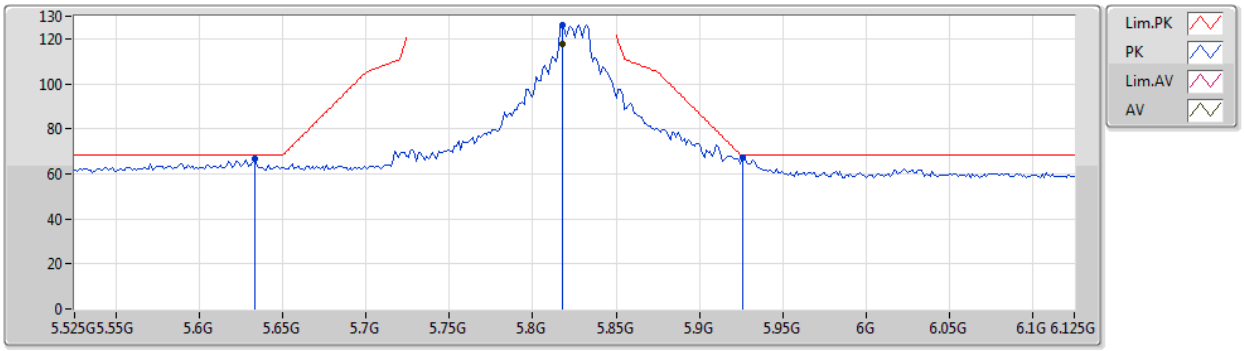

Type	Freq	Level	Limit	Margin	Factor	Dist	Condition	Azimuth	Height	Comment	Raw	AF	CL	PA
	(Hz)	(dBuV/m)	(dBuV/m)	(dB)	(dB)	(m)		(°)	(m)		(dBuV)	(dB)	(dB)	(dB)
AV	5.8178G	117.48	Inf	-Inf	5.98	3	Horizontal	350	1.50	-	111.50	32.15	7.91	34.08
PK	5.633G	66.63	68.20	-1.57	5.42	3	Horizontal	350	1.50	-	61.21	31.67	7.82	34.07
PK	5.8178G	126.19	Inf	-Inf	5.98	3	Horizontal	350	1.50	-	120.21	32.15	7.91	34.08
PK	5.9258G	67.33	68.20	-0.87	6.28	3	Horizontal	350	1.50	-	61.05	32.40	7.96	34.08

Remark : Level (dBuV/m) = Raw(Read Level) + AF(Antenna Factor) + CL(Cable Loss) - PA(Preamp Factor)

802.11a_Nss1,(6Mbps)_2TX

5825MHz_TX

15/05/2020

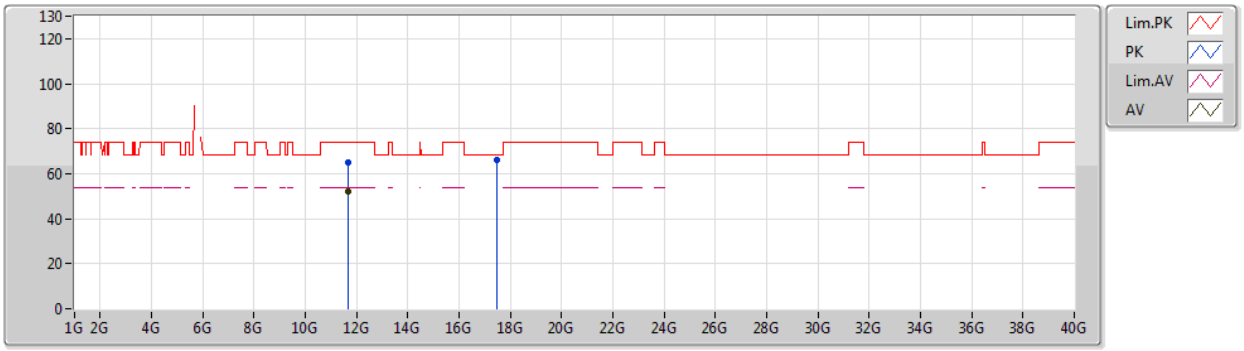

Type	Freq	Level	Limit	Margin	Factor	Dist	Condition	Azimuth	Height	Comment	Raw	AF	CL	PA
	(Hz)	(dBuV/m)	(dBuV/m)	(dB)	(dB)	(m)		(°)	(m)		(dBuV)	(dB)	(dB)	(dB)
AV	11.6515G	52.26	54.00	-1.74	15.16	3	Vertical	0	2.42	-	37.10	39.35	10.01	34.20
PK	11.6512G	64.75	74.00	-9.25	15.16	3	Vertical	0	2.42	-	49.59	39.35	10.01	34.20
PK	17.47566G	66.26	68.20	-1.94	21.61	3	Vertical	38	1.50	-	44.65	43.48	11.66	33.53

Remark : Level (dBuV/m) = Raw(Read Level) + AF(Antenna Factor) + CL(Cable Loss) - PA(Preamp Factor)

802.11a_Nss1,(6Mbps)_2TX

5825MHz_TX

15/05/2020

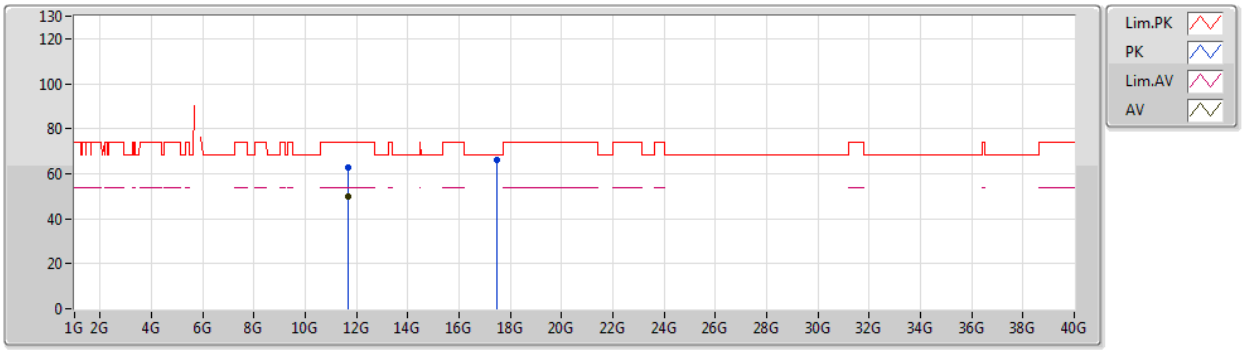

Type	Freq	Level	Limit	Margin	Factor	Dist	Condition	Azimuth	Height	Comment	Raw	AF	CL	PA
	(Hz)	(dBuV/m)	(dBuV/m)	(dB)	(dB)	(m)		(°)	(m)		(dBuV)	(dB)	(dB)	(dB)
AV	11.6506G	50.12	54.00	-3.88	15.16	3	Horizontal	58	1.73	-	34.96	39.35	10.01	34.20
PK	11.6509G	62.52	74.00	-11.48	15.16	3	Horizontal	58	1.73	-	47.36	39.35	10.01	34.20
PK	17.47752G	66.21	68.20	-1.99	21.62	3	Horizontal	39	1.48	-	44.59	43.49	11.66	33.53

Remark : Level (dBuV/m) = Raw(Read Level) + AF(Antenna Factor) + CL(Cable Loss) - PA(Preamp Factor)

802.11ax HEW20_Nss1,(MCS0)_2TX

5180MHz_TX

15/05/2020

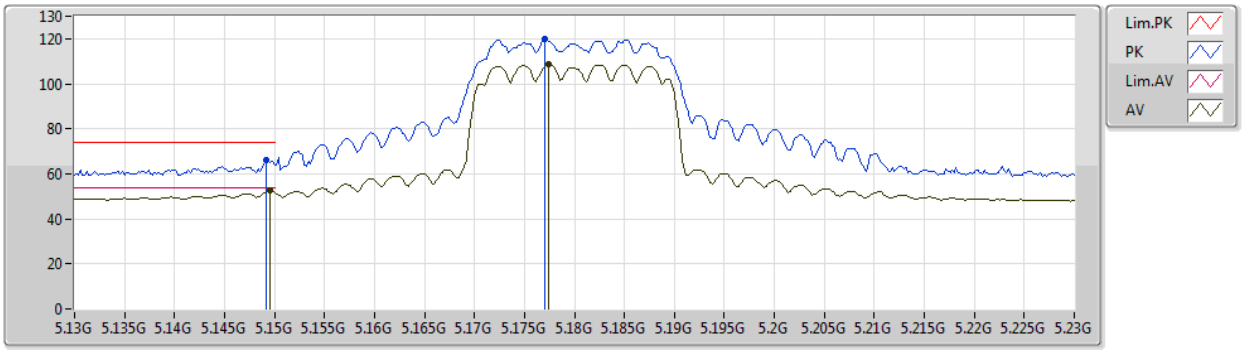

Type	Freq	Level	Limit	Margin	Factor	Dist	Condition	Azimuth	Height	Comment	Raw	AF	CL	PA
	(Hz)	(dBuV/m)	(dBuV/m)	(dB)	(dB)	(m)		(°)	(m)		(dBuV)	(dB)	(dB)	(dB)
AV	5.1496G	52.40	54.00	-1.60	5.32	3	Vertical	340	2.65	-	47.08	31.80	7.57	34.05
AV	5.1774G	108.43	Inf	-Inf	5.23	3	Vertical	340	2.65	-	103.20	31.69	7.59	34.05
PK	5.1492G	65.93	74.00	-8.07	5.32	3	Vertical	340	2.65	-	60.61	31.80	7.57	34.05
PK	5.177G	119.70	Inf	-Inf	5.23	3	Vertical	340	2.65	-	114.47	31.69	7.59	34.05

Remark : Level (dBuV/m) = Raw(Read Level) + AF(Antenna Factor) + CL(Cable Loss) - PA(Preamp Factor)

802.11ax HEW20_Nss1,(MCS0)_2TX

5180MHz_TX

15/05/2020

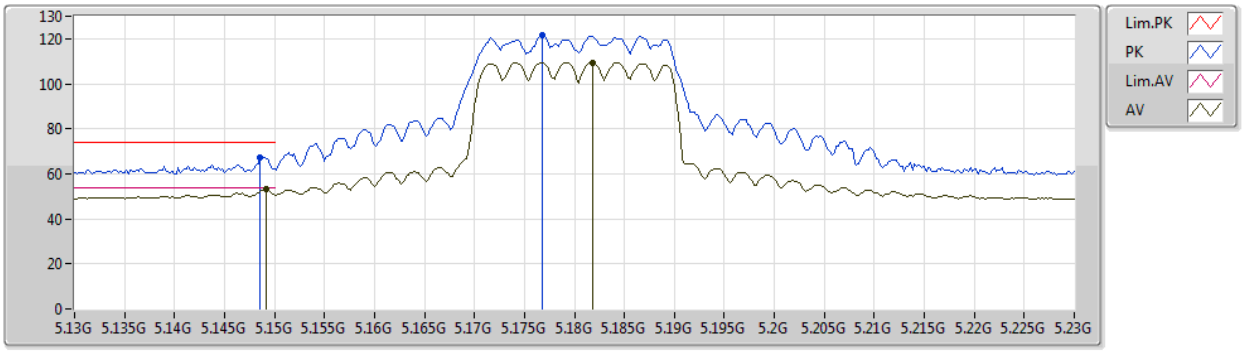

Type	Freq	Level	Limit	Margin	Factor	Dist	Condition	Azimuth	Height	Comment	Raw	AF	CL	PA
	(Hz)	(dBuV/m)	(dBuV/m)	(dB)	(dB)	(m)		(°)	(m)		(dBuV)	(dB)	(dB)	(dB)
AV	5.1492G	53.03	54.00	-0.97	5.32	3	Horizontal	330	1.71	-	47.71	31.80	7.57	34.05
AV	5.1818G	109.50	Inf	-Inf	5.21	3	Horizontal	330	1.71	-	104.29	31.67	7.59	34.05
PK	5.1486G	67.39	74.00	-6.61	5.33	3	Horizontal	330	1.71	-	62.06	31.81	7.57	34.05
PK	5.1768G	121.77	Inf	-Inf	5.23	3	Horizontal	330	1.71	-	116.54	31.69	7.59	34.05

Remark : Level (dBuV/m) = Raw(Read Level) + AF(Antenna Factor) + CL(Cable Loss) - PA(Preamp Factor)

802.11ax HEW20_Nss1,(MCS0)_2TX

5180MHz_TX

15/05/2020

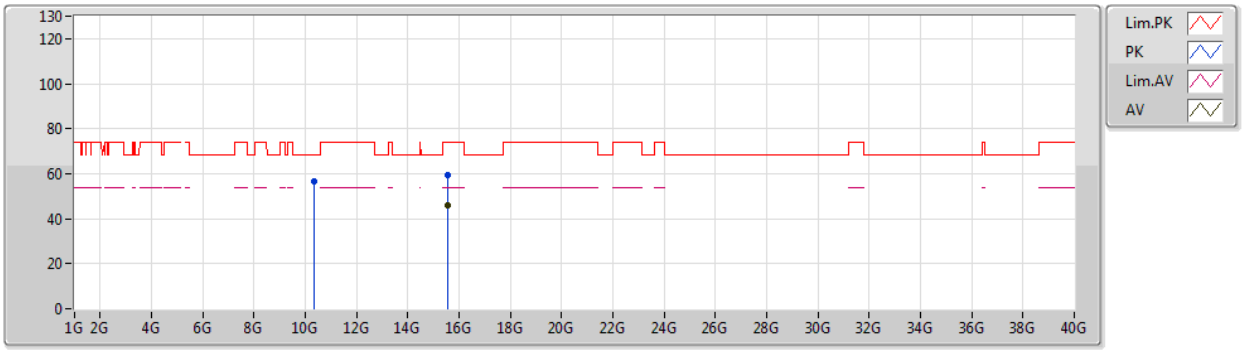

Type	Freq	Level	Limit	Margin	Factor	Dist	Condition	Azimuth	Height	Comment	Raw	AF	CL	PA
	(Hz)	(dBuV/m)	(dBuV/m)	(dB)	(dB)	(m)		(°)	(m)		(dBuV)	(dB)	(dB)	(dB)
AV	15.53767G	45.91	54.00	-8.09	15.83	3	Vertical	340	2.91	-	30.08	38.93	10.91	34.01
PK	10.35908G	56.72	68.20	-11.48	14.52	3	Vertical	331	1.50	-	42.20	39.37	9.69	34.54
PK	15.54017G	59.22	74.00	-14.78	15.83	3	Vertical	340	2.91	-	43.39	38.93	10.91	34.01

Remark : Level (dBuV/m) = Raw(Read Level) + AF(Antenna Factor) + CL(Cable Loss) - PA(Preamp Factor)

802.11ax HEW20_Nss1,(MCS0)_2TX

5180MHz_TX

15/05/2020

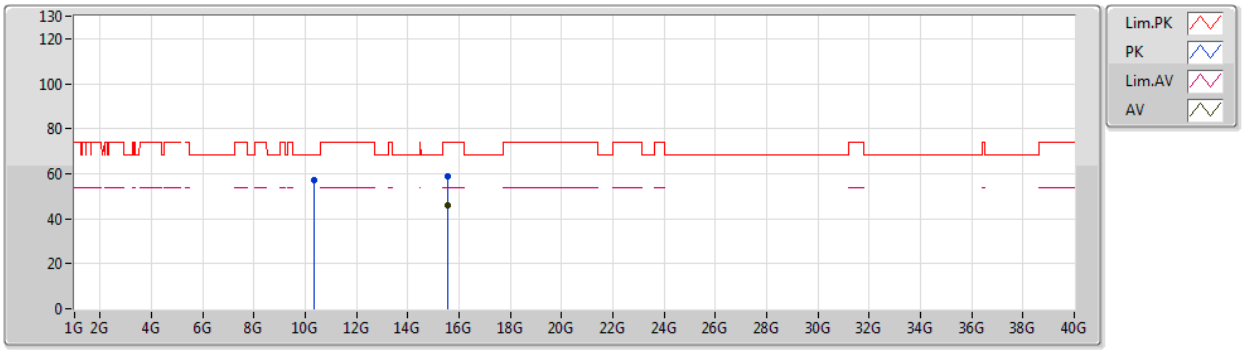

Type	Freq	Level	Limit	Margin	Factor	Dist	Condition	Azimuth	Height	Comment	Raw	AF	CL	PA
	(Hz)	(dBuV/m)	(dBuV/m)	(dB)	(dB)	(m)		(°)	(m)		(dBuV)	(dB)	(dB)	(dB)
AV	15.53835G	45.78	54.00	-8.22	15.83	3	Horizontal	11	1.54	-	29.95	38.93	10.91	34.01
PK	10.36142G	57.28	68.20	-10.92	14.52	3	Horizontal	237	1.15	-	42.76	39.37	9.69	34.54
PK	15.54106G	58.85	74.00	-15.15	15.82	3	Horizontal	11	1.54	-	43.03	38.92	10.91	34.01

Remark : Level (dBuV/m) = Raw(Read Level) + AF(Antenna Factor) + CL(Cable Loss) - PA(Preamp Factor)

802.11ax HEW20_Nss1,(MCS0)_2TX

5200MHz_TX

15/05/2020

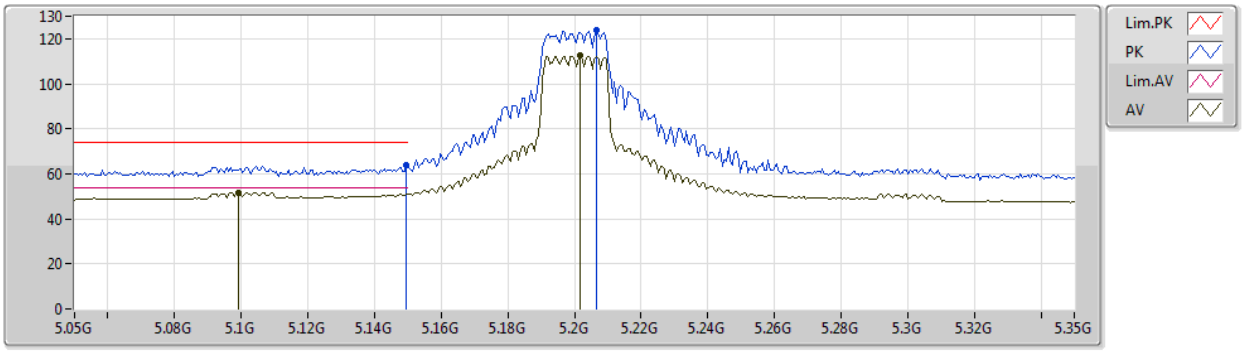

Type	Freq	Level	Limit	Margin	Factor	Dist	Condition	Azimuth	Height	Comment	Raw	AF	CL	PA
	(Hz)	(dBuV/m)	(dBuV/m)	(dB)	(dB)	(m)		(°)	(m)		(dBuV)	(dB)	(dB)	(dB)
AV	5.0992G	51.54	54.00	-2.46	5.50	3	Vertical	355	2.50	-	46.04	32.00	7.55	34.05
AV	5.2018G	112.44	Inf	-Inf	5.14	3	Vertical	355	2.50	-	107.30	31.59	7.60	34.05
PK	5.1496G	63.91	74.00	-10.09	5.32	3	Vertical	355	2.50	-	58.59	31.80	7.57	34.05
PK	5.2066G	123.72	Inf	-Inf	5.12	3	Vertical	355	2.50	-	118.60	31.57	7.60	34.05

Remark : Level (dBuV/m) = Raw(Read Level) + AF(Antenna Factor) + CL(Cable Loss) - PA(Preamp Factor)

802.11ax HEW20_Nss1,(MCS0)_2TX

5200MHz_TX

15/05/2020

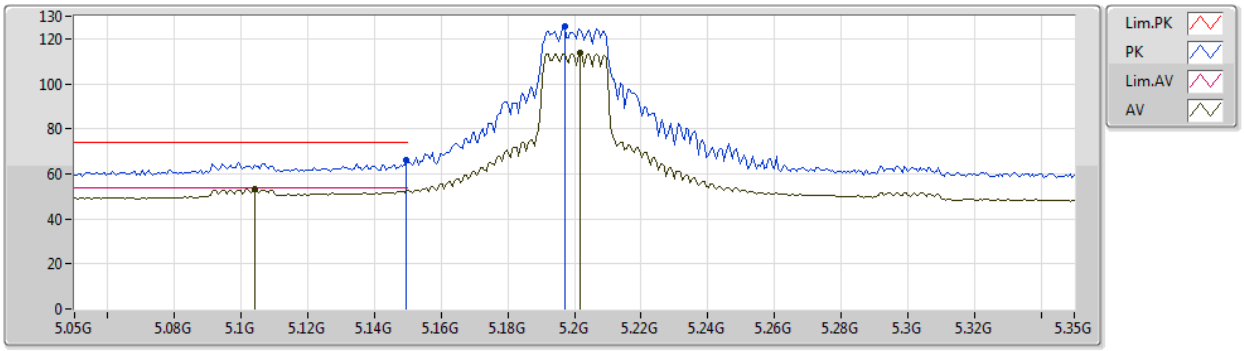

Type	Freq	Level	Limit	Margin	Factor	Dist	Condition	Azimuth	Height	Comment	Raw	AF	CL	PA
	(Hz)	(dBuV/m)	(dBuV/m)	(dB)	(dB)	(m)		(°)	(m)		(dBuV)	(dB)	(dB)	(dB)
AV	5.104G	53.04	54.00	-0.96	5.48	3	Horizontal	331	1.98	-	47.56	31.98	7.55	34.05
AV	5.2018G	113.50	Inf	-Inf	5.14	3	Horizontal	331	1.98	-	108.36	31.59	7.60	34.05
PK	5.1496G	65.96	74.00	-8.04	5.32	3	Horizontal	331	1.98	-	60.64	31.80	7.57	34.05
PK	5.197G	125.32	Inf	-Inf	5.16	3	Horizontal	331	1.98	-	120.16	31.61	7.60	34.05

Remark : Level (dBuV/m) = Raw(Read Level) + AF(Antenna Factor) + CL(Cable Loss) - PA(Preamp Factor)

802.11ax HEW20_Nss1,(MCS0)_2TX

5200MHz_TX

15/05/2020

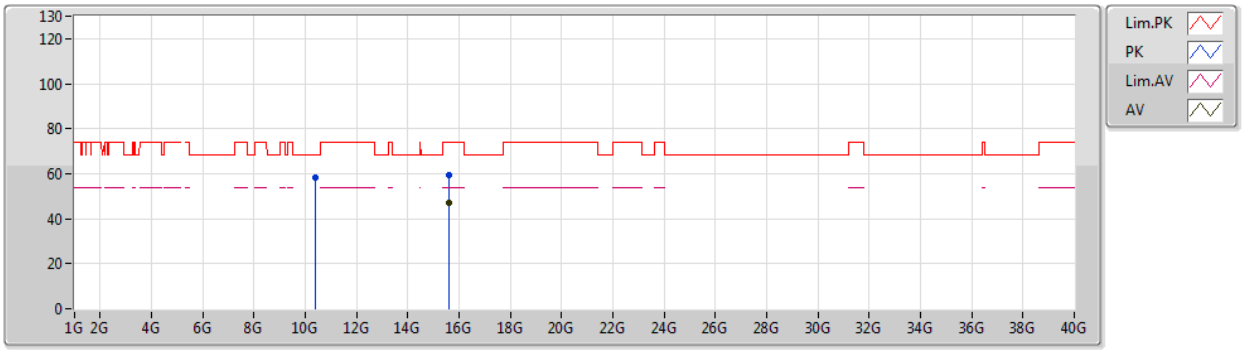

Type	Freq	Level	Limit	Margin	Factor	Dist	Condition	Azimuth	Height	Comment	Raw	AF	CL	PA
	(Hz)	(dBuV/m)	(dBuV/m)	(dB)	(dB)	(m)		(°)	(m)		(dBuV)	(dB)	(dB)	(dB)
AV	15.59776G	46.88	54.00	-7.12	15.60	3	Vertical	340	2.51	-	31.28	38.75	10.92	34.07
PK	10.40191G	58.10	68.20	-10.10	14.60	3	Vertical	69	1.50	-	43.50	39.42	9.70	34.52
PK	15.60058G	59.61	74.00	-14.39	15.59	3	Vertical	340	2.51	-	44.02	38.74	10.92	34.07

Remark : Level (dBuV/m) = Raw(Read Level) + AF(Antenna Factor) + CL(Cable Loss) - PA(Preamp Factor)

802.11ax HEW20_Nss1,(MCS0)_2TX

5200MHz_TX

15/05/2020

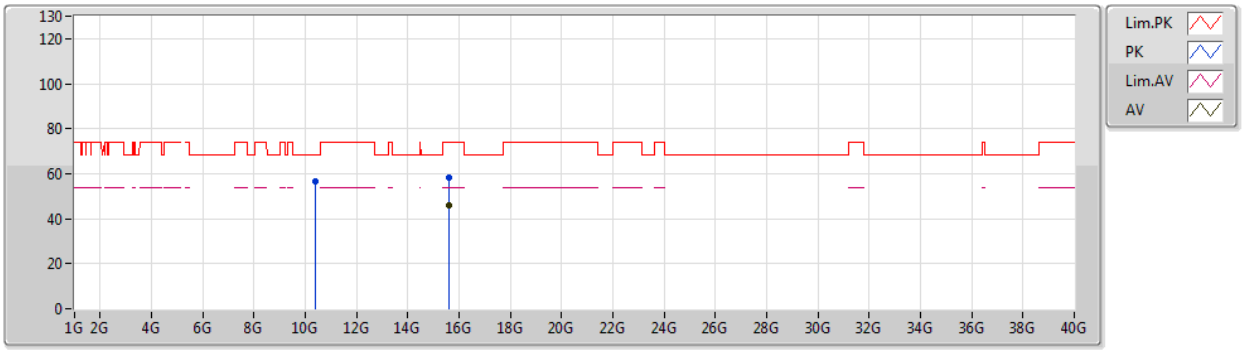

Type	Freq	Level	Limit	Margin	Factor	Dist	Condition	Azimuth	Height	Comment	Raw	AF	CL	PA
	(Hz)	(dBuV/m)	(dBuV/m)	(dB)	(dB)	(m)		(°)	(m)		(dBuV)	(dB)	(dB)	(dB)
AV	15.59882G	46.03	54.00	-7.97	15.59	3	Horizontal	334	1.50	-	30.44	38.74	10.92	34.07
PK	10.39857G	56.65	68.20	-11.55	14.60	3	Horizontal	132	1.50	-	42.05	39.42	9.70	34.52
PK	15.59924G	58.55	74.00	-15.45	15.59	3	Horizontal	334	1.50	-	42.96	38.74	10.92	34.07

Remark : Level (dBuV/m) = Raw(Read Level) + AF(Antenna Factor) + CL(Cable Loss) - PA(Preamp Factor)

802.11ax HEW20_Nss1,(MCS0)_2TX

5240MHz_TX

15/05/2020

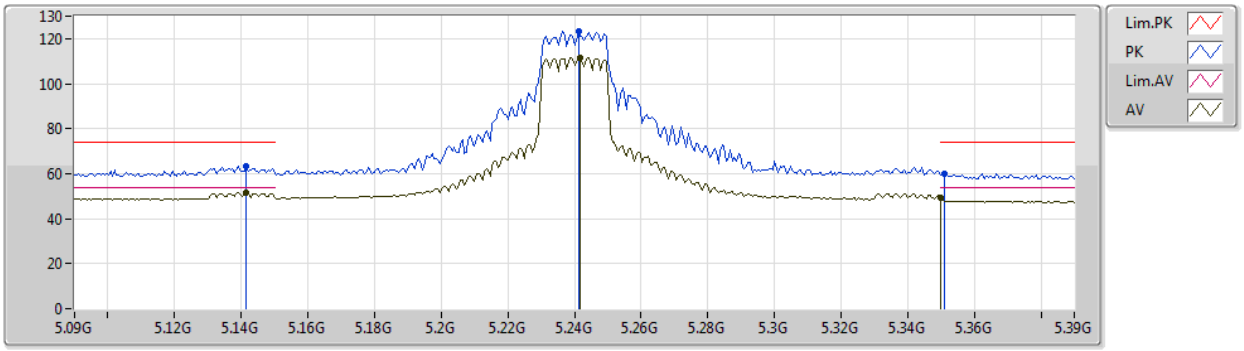

Type	Freq	Level	Limit	Margin	Factor	Dist	Condition	Azimuth	Height	Comment	Raw	AF	CL	PA
	(Hz)	(dBuV/m)	(dBuV/m)	(dB)	(dB)	(m)		(°)	(m)		(dBuV)	(dB)	(dB)	(dB)
AV	5.1416G	51.38	54.00	-2.62	5.35	3	Vertical	0	1.77	-	46.03	31.83	7.57	34.05
AV	5.2418G	111.61	Inf	-Inf	5.00	3	Vertical	0	1.77	-	106.61	31.43	7.62	34.05
AV	5.35G	49.25	54.00	-4.75	4.97	3	Vertical	0	1.77	-	44.28	31.35	7.68	34.06
PK	5.1416G	63.35	74.00	-10.65	5.35	3	Vertical	0	1.77	-	58.00	31.83	7.57	34.05
PK	5.2412G	123.32	Inf	-Inf	5.01	3	Vertical	0	1.77	-	118.31	31.44	7.62	34.05
PK	5.351G	59.92	74.00	-14.08	4.97	3	Vertical	0	1.77	-	54.95	31.35	7.68	34.06

Remark : Level (dBuV/m) = Raw(Read Level) + AF(Antenna Factor) + CL(Cable Loss) - PA(Preamp Factor)

802.11ax HEW20_Nss1,(MCS0)_2TX

5240MHz_TX

15/05/2020

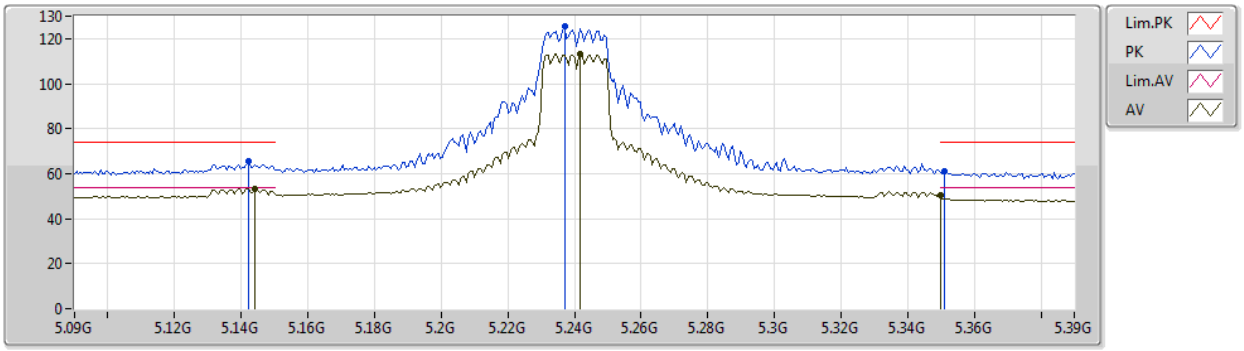

Type	Freq	Level	Limit	Margin	Factor	Dist	Condition	Azimuth	Height	Comment	Raw	AF	CL	PA
	(Hz)	(dBuV/m)	(dBuV/m)	(dB)	(dB)	(m)		(°)	(m)		(dBuV)	(dB)	(dB)	(dB)
AV	5.144G	53.02	54.00	-0.98	5.34	3	Horizontal	330	1.82	-	47.68	31.82	7.57	34.05
AV	5.2418G	113.02	Inf	-Inf	5.00	3	Horizontal	330	1.82	-	108.02	31.43	7.62	34.05
AV	5.35G	50.23	54.00	-3.77	4.97	3	Horizontal	330	1.82	-	45.26	31.35	7.68	34.06
PK	5.1422G	65.68	74.00	-8.32	5.35	3	Horizontal	330	1.82	-	60.33	31.83	7.57	34.05
PK	5.237G	125.24	Inf	-Inf	5.02	3	Horizontal	330	1.82	-	120.22	31.45	7.62	34.05
PK	5.351G	60.90	74.00	-13.10	4.97	3	Horizontal	330	1.82	-	55.93	31.35	7.68	34.06

Remark : Level (dBuV/m) = Raw(Read Level) + AF(Antenna Factor) + CL(Cable Loss) - PA(Preamp Factor)

802.11ax HEW20_Nss1,(MCS0)_2TX

5240MHz_TX

15/05/2020

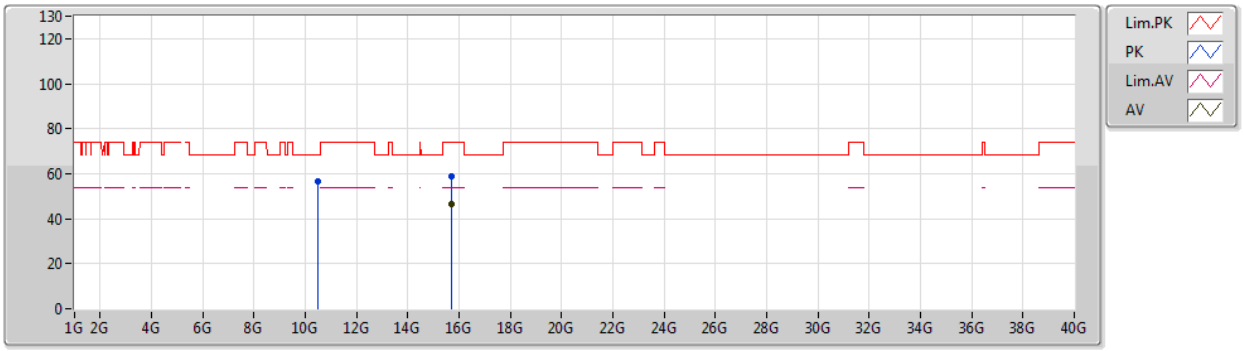

Type	Freq	Level	Limit	Margin	Factor	Dist	Condition	Azimuth	Height	Comment	Raw	AF	CL	PA
	(Hz)	(dBuV/m)	(dBuV/m)	(dB)	(dB)	(m)		(°)	(m)		(dBuV)	(dB)	(dB)	(dB)
AV	15.71964G	46.32	54.00	-7.68	15.12	3	Vertical	347	1.49	-	31.20	38.37	10.94	34.19
PK	10.48438G	56.81	68.20	-11.39	14.78	3	Vertical	3	2.23	-	42.03	39.53	9.72	34.47
PK	15.7162G	59.06	74.00	-14.94	15.13	3	Vertical	347	1.49	-	43.93	38.38	10.94	34.19

Remark : Level (dBuV/m) = Raw(Read Level) + AF(Antenna Factor) + CL(Cable Loss) - PA(Preamp Factor)

802.11ax HEW20_Nss1,(MCS0)_2TX

5240MHz_TX

15/05/2020

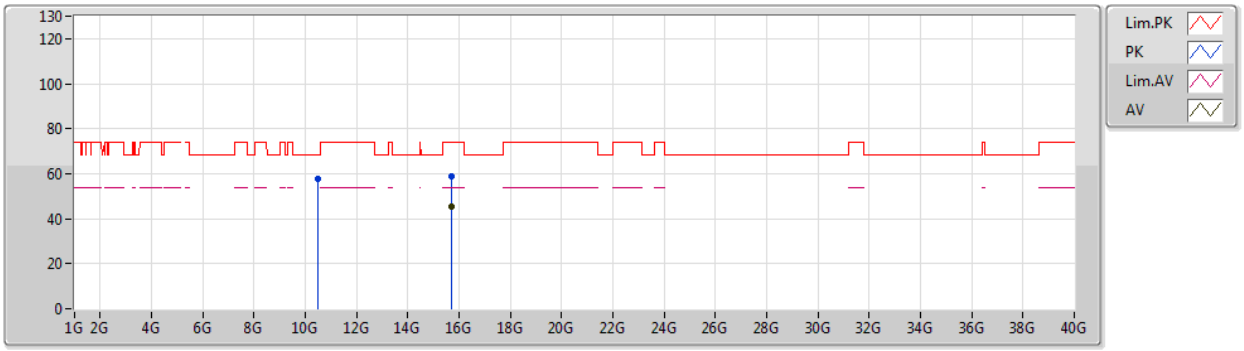

Type	Freq	Level	Limit	Margin	Factor	Dist	Condition	Azimuth	Height	Comment	Raw	AF	CL	PA
	(Hz)	(dBuV/m)	(dBuV/m)	(dB)	(dB)	(m)		(°)	(m)		(dBuV)	(dB)	(dB)	(dB)
AV	15.72038G	45.61	54.00	-8.39	15.12	3	Horizontal	359	1.02	-	30.49	38.37	10.94	34.19
PK	10.48024G	57.46	68.20	-10.74	14.77	3	Horizontal	31	2.63	-	42.69	39.52	9.72	34.47
PK	15.7179G	58.70	74.00	-15.30	15.12	3	Horizontal	359	1.02	-	43.58	38.37	10.94	34.19

Remark : Level (dBuV/m) = Raw(Read Level) + AF(Antenna Factor) + CL(Cable Loss) - PA(Preamp Factor)

802.11ax HEW20_Nss1,(MCS0)_2TX

5745MHz_TX

15/05/2020

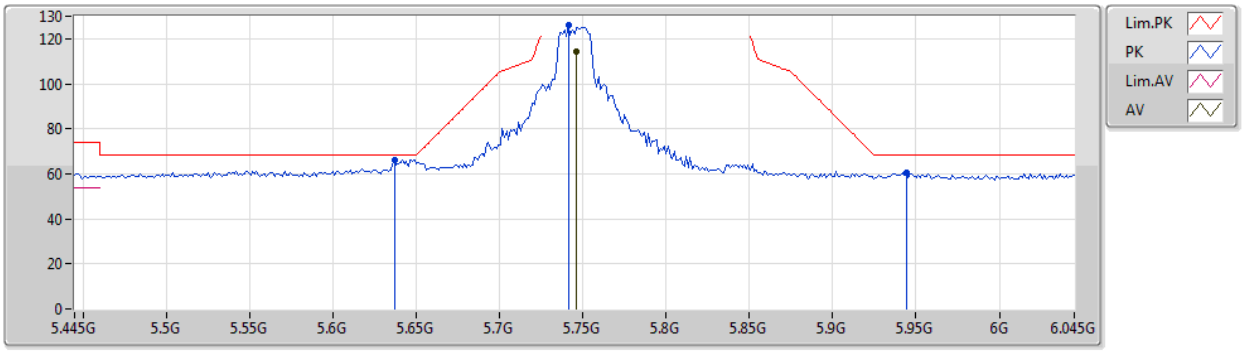

Type	Freq	Level	Limit	Margin	Factor	Dist	Condition	Azimuth	Height	Comment	Raw	AF	CL	PA
	(Hz)	(dBuV/m)	(dBuV/m)	(dB)	(dB)	(m)		(°)	(m)		(dBuV)	(dB)	(dB)	(dB)
AV	5.7462G	114.13	Inf	-Inf	5.74	3	Vertical	0	1.74	-	108.39	31.94	7.87	34.07
PK	5.637G	66.36	68.20	-1.84	5.42	3	Vertical	0	1.74	-	60.94	31.67	7.82	34.07
PK	5.7414G	125.95	Inf	-Inf	5.72	3	Vertical	0	1.74	-	120.23	31.92	7.87	34.07
PK	5.9442G	60.78	68.20	-7.42	6.29	3	Vertical	0	1.74	-	54.49	32.40	7.97	34.08

Remark : Level (dBuV/m) = Raw(Read Level) + AF(Antenna Factor) + CL(Cable Loss) - PA(Preamp Factor)

802.11ax HEW20_Nss1,(MCS0)_2TX

5745MHz_TX

15/05/2020

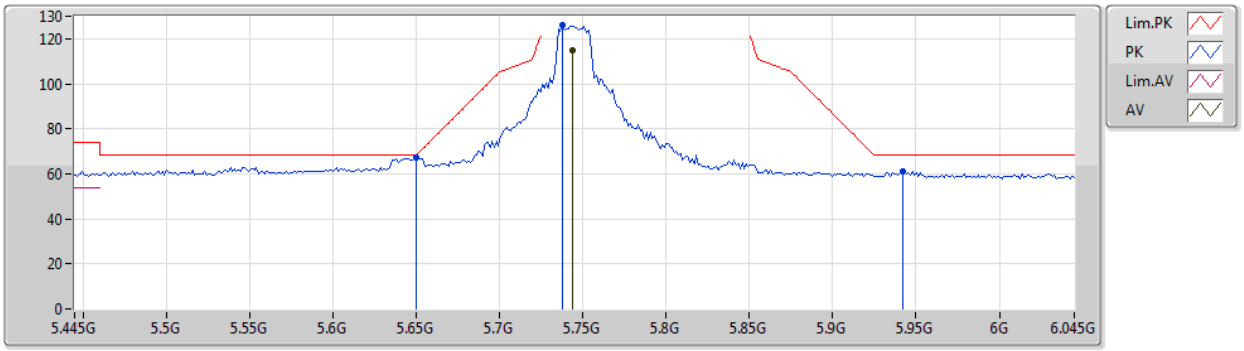

Type	Freq	Level	Limit	Margin	Factor	Dist	Condition	Azimuth	Height	Comment	Raw	AF	CL	PA
	(Hz)	(dBuV/m)	(dBuV/m)	(dB)	(dB)	(m)		(°)	(m)		(dBuV)	(dB)	(dB)	(dB)
AV	5.7438G	114.80	Inf	-Inf	5.73	3	Horizontal	356	1.83	-	109.07	31.93	7.87	34.07
PK	5.6502G	67.47	68.35	-0.88	5.46	3	Horizontal	356	1.83	-	62.01	31.70	7.83	34.07
PK	5.7378G	126.08	Inf	-Inf	5.71	3	Horizontal	356	1.83	-	120.37	31.91	7.87	34.07
PK	5.9418G	61.14	68.20	-7.06	6.29	3	Horizontal	356	1.83	-	54.85	32.40	7.97	34.08

Remark : Level (dBuV/m) = Raw(Read Level) + AF(Antenna Factor) + CL(Cable Loss) - PA(Preamp Factor)

042903

802.11ax HEW20_Nss1,(MCS0)_2TX

5745MHz_TX

15/05/2020

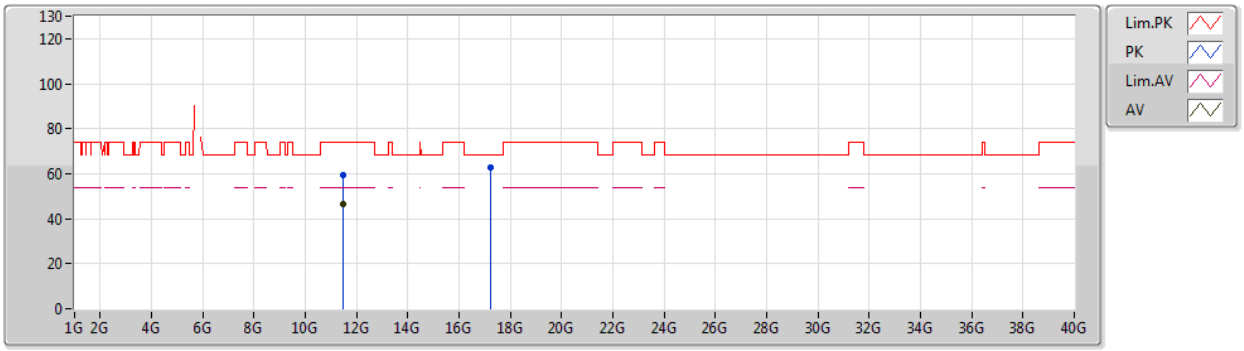

Type	Freq	Level	Limit	Margin	Factor	Dist	Condition	Azimuth	Height	Comment	Raw	AF	CL	PA
	(Hz)	(dBuV/m)	(dBuV/m)	(dB)	(dB)	(m)		(°)	(m)		(dBuV)	(dB)	(dB)	(dB)
AV	11.48755G	46.42	54.00	-7.58	15.35	3	Vertical	1	2.48	-	31.07	39.57	9.97	34.19
PK	11.49228G	59.56	74.00	-14.44	15.34	3	Vertical	1	2.48	-	44.22	39.56	9.97	34.19
PK	17.2358G	62.79	68.20	-5.41	19.91	3	Vertical	211	1.50	-	42.88	41.83	11.56	33.48

Remark : Level (dBuV/m) = Raw(Read Level) + AF(Antenna Factor) + CL(Cable Loss) - PA(Preamp Factor)

802.11ax HEW20_Nss1,(MCS0)_2TX

5745MHz_TX

15/05/2020

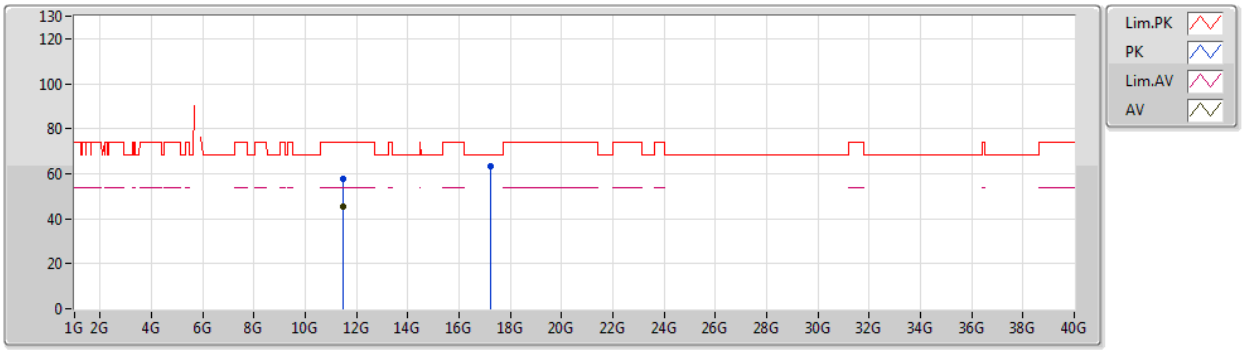

Type	Freq	Level	Limit	Margin	Factor	Dist	Condition	Azimuth	Height	Comment	Raw	AF	CL	PA
	(Hz)	(dBuV/m)	(dBuV/m)	(dB)	(dB)	(m)		(°)	(m)		(dBuV)	(dB)	(dB)	(dB)
AV	11.48915G	45.28	54.00	-8.72	15.34	3	Horizontal	55	1.50	-	29.94	39.56	9.97	34.19
PK	11.48956G	57.75	74.00	-16.25	15.34	3	Horizontal	55	1.50	-	42.41	39.56	9.97	34.19
PK	17.23712G	63.42	68.20	-4.78	19.92	3	Horizontal	357	1.50	-	43.50	41.84	11.56	33.48

Remark : Level (dBuV/m) = Raw(Read Level) + AF(Antenna Factor) + CL(Cable Loss) - PA(Preamp Factor)

802.11ax HEW20_Nss1,(MCS0)_2TX

5785MHz_TX

15/05/2020

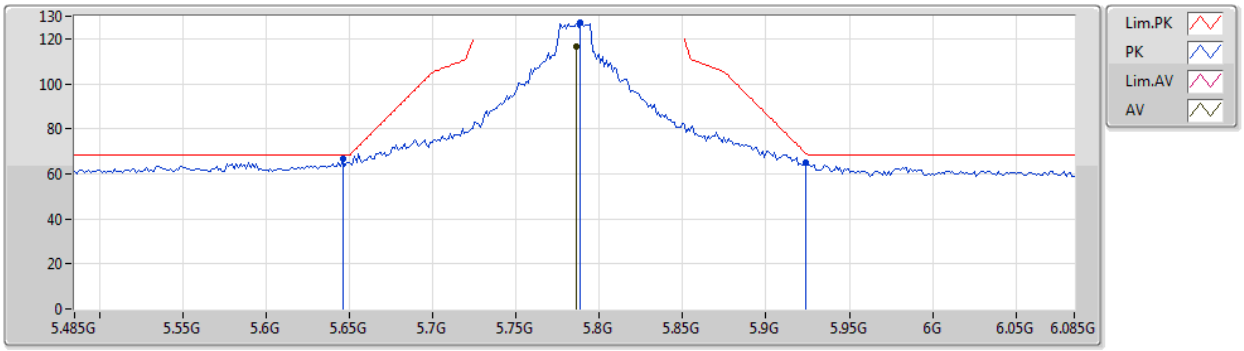

Type	Freq	Level	Limit	Margin	Factor	Dist	Condition	Azimuth	Height	Comment	Raw	AF	CL	PA
	(Hz)	(dBuV/m)	(dBuV/m)	(dB)	(dB)	(m)		(°)	(m)		(dBuV)	(dB)	(dB)	(dB)
AV	5.7862G	116.77	Inf	-Inf	5.87	3	Vertical	4	1.79	-	110.90	32.06	7.89	34.08
PK	5.6458G	66.70	68.20	-1.50	5.44	3	Vertical	4	1.79	-	61.26	31.69	7.82	34.07
PK	5.7886G	127.10	Inf	-Inf	5.88	3	Vertical	4	1.79	-	121.22	32.07	7.89	34.08
PK	5.9242G	64.97	68.79	-3.82	6.28	3	Vertical	4	1.79	-	58.69	32.40	7.96	34.08

Remark : Level (dBuV/m) = Raw(Read Level) + AF(Antenna Factor) + CL(Cable Loss) - PA(Preamp Factor)

802.11ax HEW20_Nss1,(MCS0)_2TX

5785MHz_TX

15/05/2020

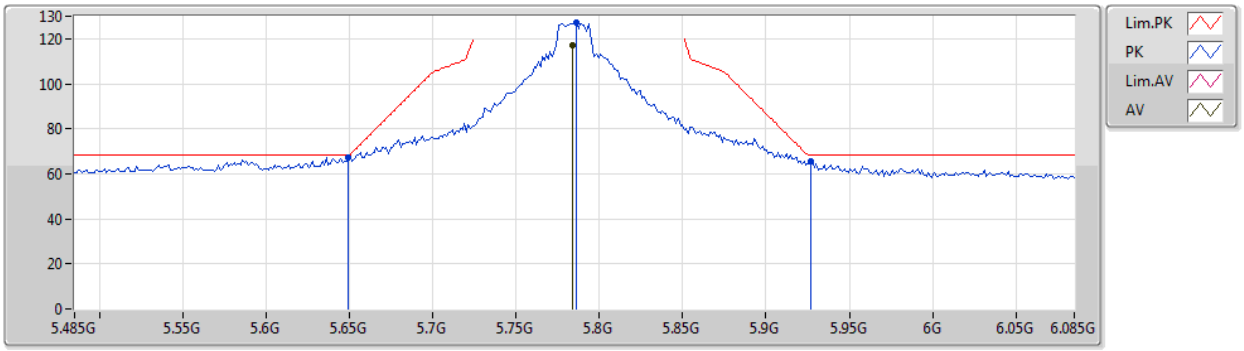

Type	Freq	Level	Limit	Margin	Factor	Dist	Condition	Azimuth	Height	Comment	Raw	AF	CL	PA
	(Hz)	(dBuV/m)	(dBuV/m)	(dB)	(dB)	(m)		(°)	(m)		(dBuV)	(dB)	(dB)	(dB)
AV	5.7838G	117.29	Inf	-Inf	5.86	3	Horizontal	359	1.81	-	111.43	32.05	7.89	34.08
PK	5.6494G	67.36	68.20	-0.84	5.45	3	Horizontal	359	1.81	-	61.91	31.70	7.82	34.07
PK	5.7862G	127.14	Inf	-Inf	5.87	3	Horizontal	359	1.81	-	121.27	32.06	7.89	34.08
PK	5.9266G	65.82	68.20	-2.38	6.28	3	Horizontal	359	1.81	-	59.54	32.40	7.96	34.08

Remark : Level (dBuV/m) = Raw(Read Level) + AF(Antenna Factor) + CL(Cable Loss) - PA(Preamp Factor)

802.11ax HEW20_Nss1,(MCS0)_2TX

5785MHz_TX

15/05/2020

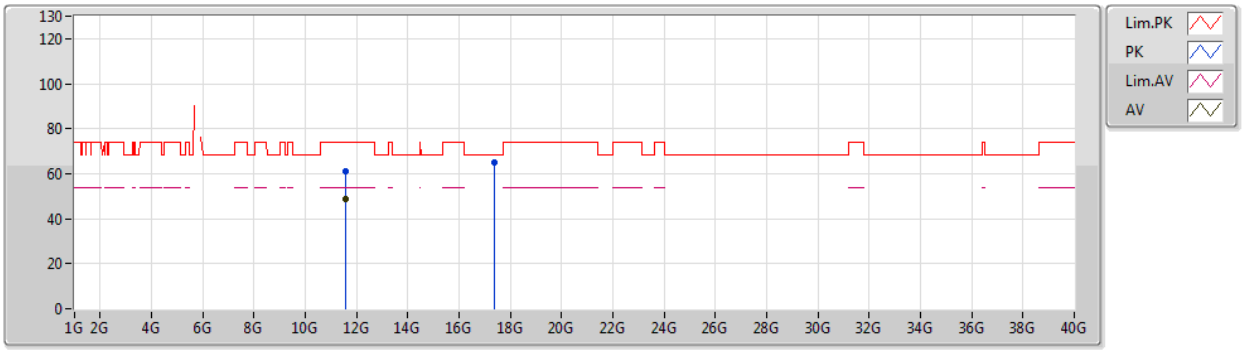

Type	Freq	Level	Limit	Margin	Factor	Dist	Condition	Azimuth	Height	Comment	Raw	AF	CL	PA
	(Hz)	(dBuV/m)	(dBuV/m)	(dB)	(dB)	(m)		(°)	(m)		(dBuV)	(dB)	(dB)	(dB)
AV	11.56836G	48.75	54.00	-5.25	15.26	3	Vertical	4	2.34	-	33.49	39.46	9.99	34.19
PK	11.57308G	61.03	74.00	-12.97	15.25	3	Vertical	4	2.34	-	45.78	39.45	9.99	34.19
PK	17.35964G	64.72	68.20	-3.48	20.79	3	Vertical	46	1.43	-	43.93	42.68	11.61	33.50

Remark : Level (dBuV/m) = Raw(Read Level) + AF(Antenna Factor) + CL(Cable Loss) - PA(Preamp Factor)

802.11ax HEW20_Nss1,(MCS0)_2TX

5785MHz_TX

15/05/2020

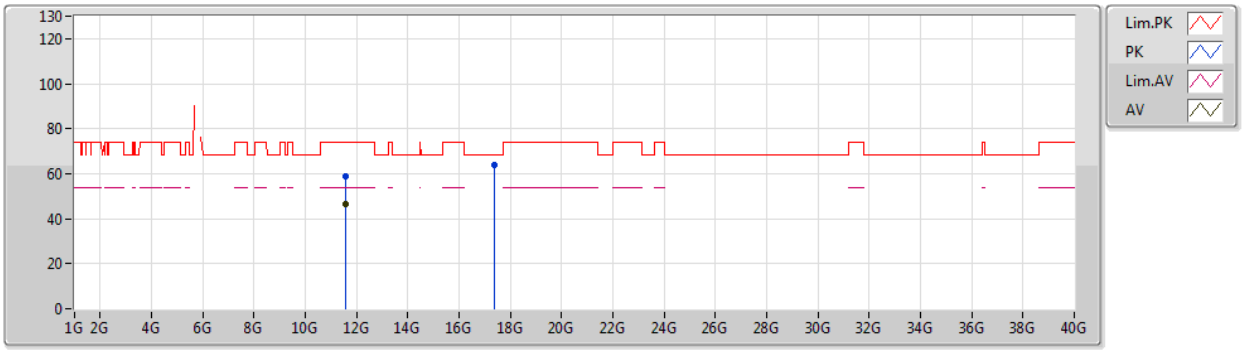

Type	Freq	Level	Limit	Margin	Factor	Dist	Condition	Azimuth	Height	Comment	Raw	AF	CL	PA
	(Hz)	(dBuV/m)	(dBuV/m)	(dB)	(dB)	(m)		(°)	(m)		(dBuV)	(dB)	(dB)	(dB)
AV	11.57008G	46.23	54.00	-7.77	15.26	3	Horizontal	56	1.50	-	30.97	39.46	9.99	34.19
PK	11.568G	58.58	74.00	-15.42	15.26	3	Horizontal	56	1.50	-	43.32	39.46	9.99	34.19
PK	17.35294G	63.94	68.20	-4.26	20.75	3	Horizontal	0	1.89	-	43.19	42.64	11.61	33.50

Remark : Level (dBuV/m) = Raw(Read Level) + AF(Antenna Factor) + CL(Cable Loss) - PA(Preamp Factor)

802.11ax HEW20_Nss1,(MCS0)_2TX

5825MHz_TX

15/05/2020

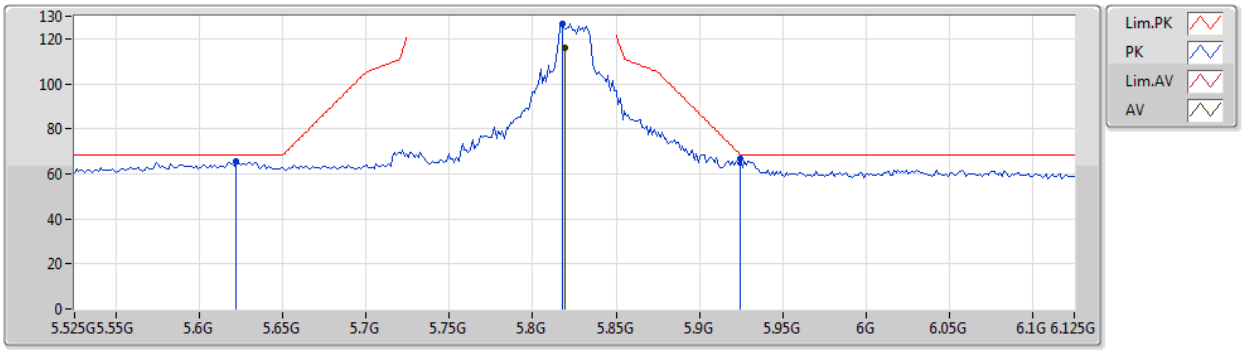

Type	Freq	Level	Limit	Margin	Factor	Dist	Condition	Azimuth	Height	Comment	Raw	AF	CL	PA
	(Hz)	(dBuV/m)	(dBuV/m)	(dB)	(dB)	(m)		(°)	(m)		(dBuV)	(dB)	(dB)	(dB)
AV	5.819G	116.18	Inf	-Inf	5.99	3	Vertical	0	1.63	-	110.19	32.16	7.91	34.08
PK	5.6222G	65.45	68.20	-2.75	5.38	3	Vertical	0	1.63	-	60.07	31.64	7.81	34.07
PK	5.8178G	126.88	Inf	-Inf	5.98	3	Vertical	0	1.63	-	120.90	32.15	7.91	34.08
PK	5.9246G	66.43	68.50	-2.07	6.28	3	Vertical	0	1.63	-	60.15	32.40	7.96	34.08

Remark : Level (dBuV/m) = Raw(Read Level) + AF(Antenna Factor) + CL(Cable Loss) - PA(Preamp Factor)

802.11ax HEW20_Nss1,(MCS0)_2TX

5825MHz_TX

15/05/2020

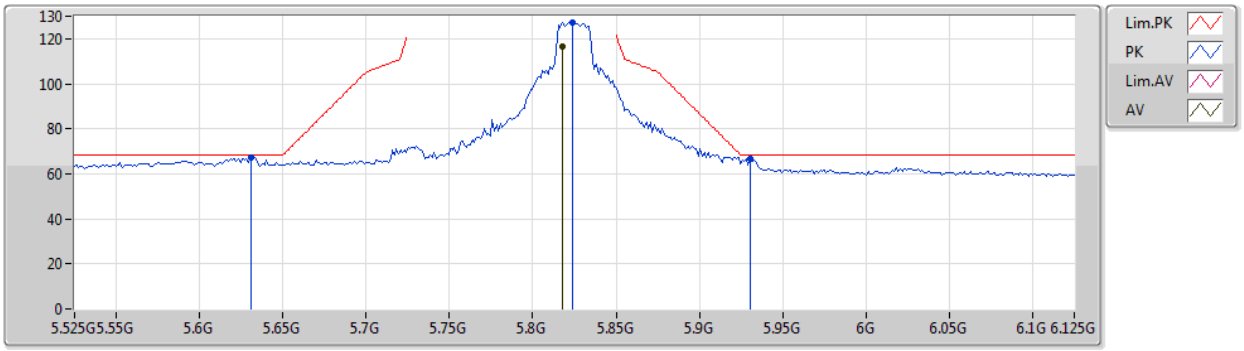

Type	Freq	Level	Limit	Margin	Factor	Dist	Condition	Azimuth	Height	Comment	Raw	AF	CL	PA
	(Hz)	(dBuV/m)	(dBuV/m)	(dB)	(dB)	(m)		(°)	(m)		(dBuV)	(dB)	(dB)	(dB)
AV	5.8178G	116.46	Inf	-Inf	5.98	3	Horizontal	7	1.91	-	110.48	32.15	7.91	34.08
PK	5.6306G	67.35	68.20	-0.85	5.41	3	Horizontal	7	1.91	-	61.94	31.66	7.82	34.07
PK	5.8238G	127.18	Inf	-Inf	6.00	3	Horizontal	7	1.91	-	121.18	32.17	7.91	34.08
PK	5.9306G	66.79	68.20	-1.41	6.29	3	Horizontal	7	1.91	-	60.50	32.40	7.97	34.08

Remark : Level (dBuV/m) = Raw(Read Level) + AF(Antenna Factor) + CL(Cable Loss) - PA(Preamp Factor)

802.11ax HEW20_Nss1,(MCS0)_2TX

5825MHz_TX

15/05/2020

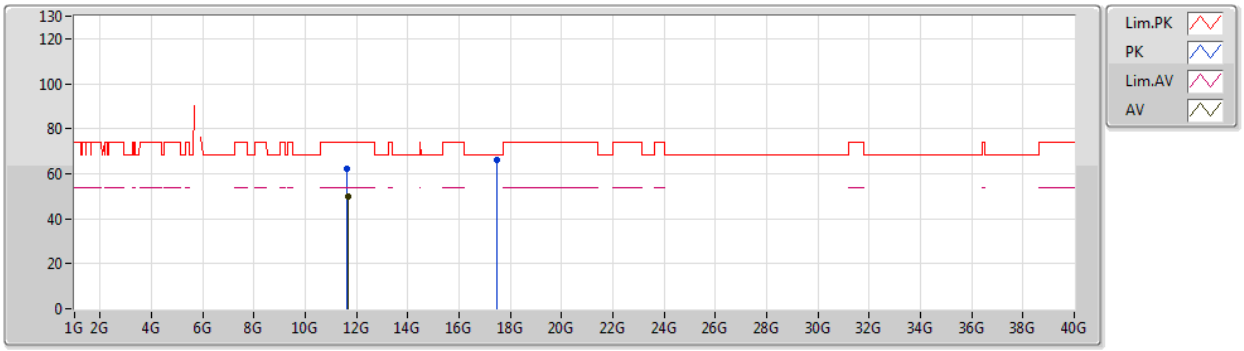

Type	Freq	Level	Limit	Margin	Factor	Dist	Condition	Azimuth	Height	Comment	Raw	AF	CL	PA
	(Hz)	(dBuV/m)	(dBuV/m)	(dB)	(dB)	(m)		(°)	(m)		(dBuV)	(dB)	(dB)	(dB)
AV	11.64808G	49.82	54.00	-4.18	15.17	3	Vertical	6	1.65	-	34.65	39.36	10.01	34.20
PK	11.6462G	62.35	74.00	-11.65	15.17	3	Vertical	6	1.65	-	47.18	39.36	10.01	34.20
PK	17.47266G	66.00	68.20	-2.20	21.60	3	Vertical	42	1.35	-	44.40	43.46	11.66	33.52

Remark : Level (dBuV/m) = Raw(Read Level) + AF(Antenna Factor) + CL(Cable Loss) - PA(Preamp Factor)

802.11ax HEW20_Nss1,(MCS0)_2TX

5825MHz_TX

15/05/2020

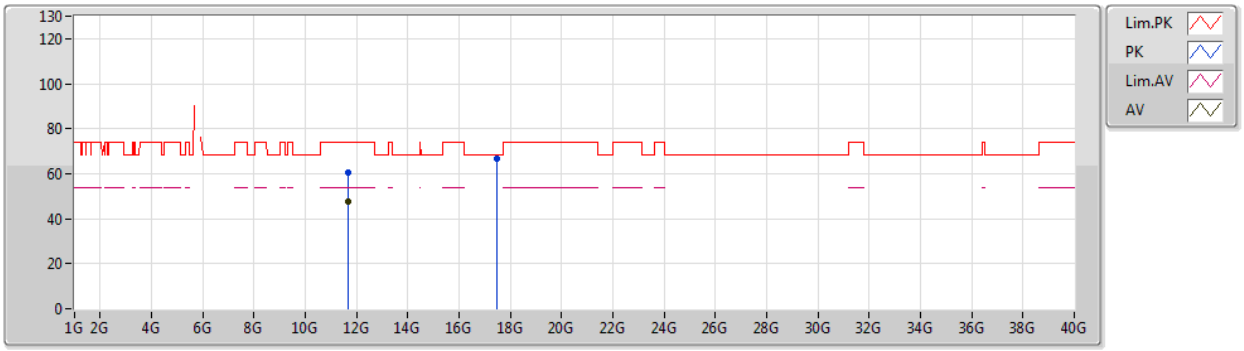

Type	Freq	Level	Limit	Margin	Factor	Dist	Condition	Azimuth	Height	Comment	Raw	AF	CL	PA
	(Hz)	(dBuV/m)	(dBuV/m)	(dB)	(dB)	(m)		(°)	(m)		(dBuV)	(dB)	(dB)	(dB)
AV	11.64804G	47.89	54.00	-6.11	15.17	3	Horizontal	61	1.74	-	32.72	39.36	10.01	34.20
PK	11.65508G	60.40	74.00	-13.60	15.16	3	Horizontal	61	1.74	-	45.24	39.35	10.01	34.20
PK	17.47694G	66.67	68.20	-1.53	21.62	3	Horizontal	55	1.50	-	45.05	43.49	11.66	33.53

Remark : Level (dBuV/m) = Raw(Read Level) + AF(Antenna Factor) + CL(Cable Loss) - PA(Preamp Factor)

802.11ax HEW40_Nss1,(MCS0)_2TX

5190MHz_TX

16/05/2020

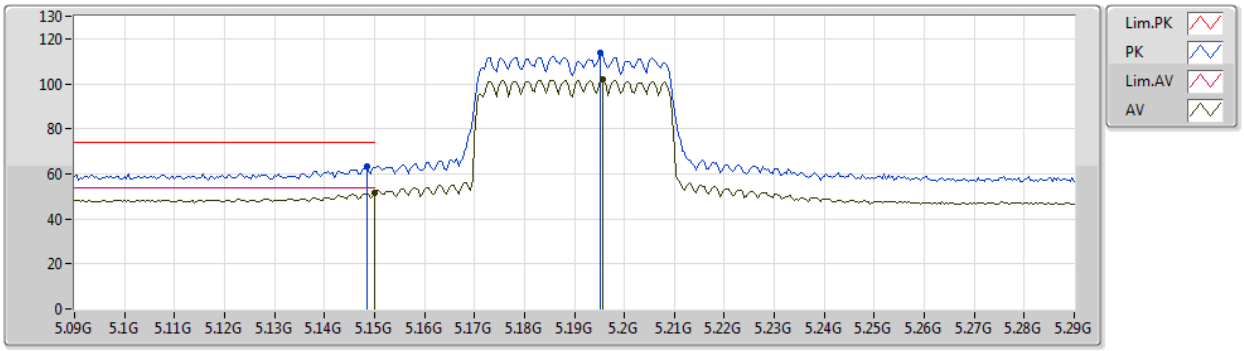

Type	Freq	Level	Limit	Margin	Factor	Dist	Condition	Azimuth	Height	Comment	Raw	AF	CL	PA
	(Hz)	(dBuV/m)	(dBuV/m)	(dB)	(dB)	(m)		(°)	(m)		(dBuV)	(dB)	(dB)	(dB)
AV	5.15G	51.54	54.00	-2.46	5.32	3	Vertical	330	2.40	-	46.22	31.80	7.57	34.05
AV	5.1956G	101.83	Inf	-Inf	5.17	3	Vertical	330	2.40	-	96.66	31.62	7.60	34.05
PK	5.1484G	63.25	74.00	-10.75	5.33	3	Vertical	330	2.40	-	57.92	31.81	7.57	34.05
PK	5.1952G	113.53	Inf	-Inf	5.17	3	Vertical	330	2.40	-	108.36	31.62	7.60	34.05

Remark : Level (dBuV/m) = Raw(Read Level) + AF(Antenna Factor) + CL(Cable Loss) - PA(Preamp Factor)

802.11ax HEW40_Nss1,(MCS0)_2TX

5190MHz_TX

16/05/2020

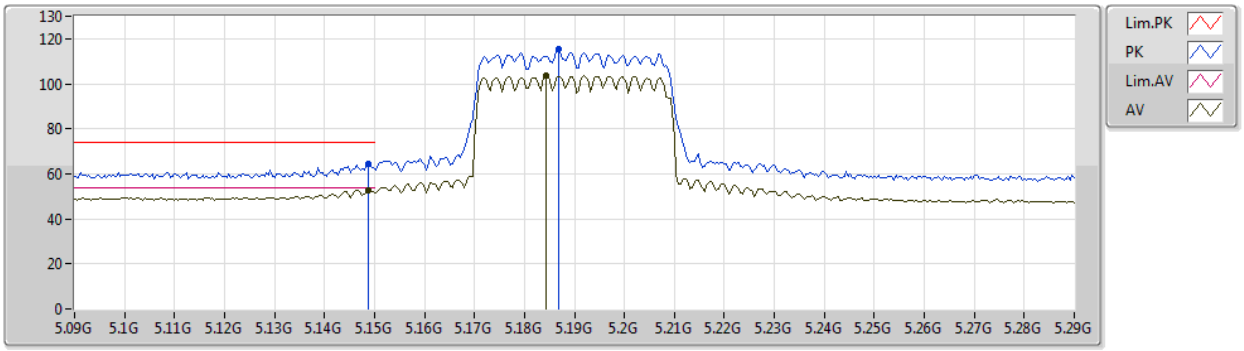

Type	Freq	Level	Limit	Margin	Factor	Dist	Condition	Azimuth	Height	Comment	Raw	AF	CL	PA
	(Hz)	(dBuV/m)	(dBuV/m)	(dB)	(dB)	(m)		(°)	(m)		(dBuV)	(dB)	(dB)	(dB)
AV	5.1488G	52.92	54.00	-1.08	5.32	3	Horizontal	329	1.97	-	47.60	31.80	7.57	34.05
AV	5.1844G	103.59	Inf	-Inf	5.20	3	Horizontal	329	1.97	-	98.39	31.66	7.59	34.05
PK	5.1488G	64.17	74.00	-9.83	5.32	3	Horizontal	329	1.97	-	58.85	31.80	7.57	34.05
PK	5.1868G	115.29	Inf	-Inf	5.19	3	Horizontal	329	1.97	-	110.10	31.65	7.59	34.05

Remark : Level (dBuV/m) = Raw(Read Level) + AF(Antenna Factor) + CL(Cable Loss) - PA(Preamp Factor)

802.11ax HEW40_Nss1,(MCS0)_2TX

5190MHz_TX

16/05/2020

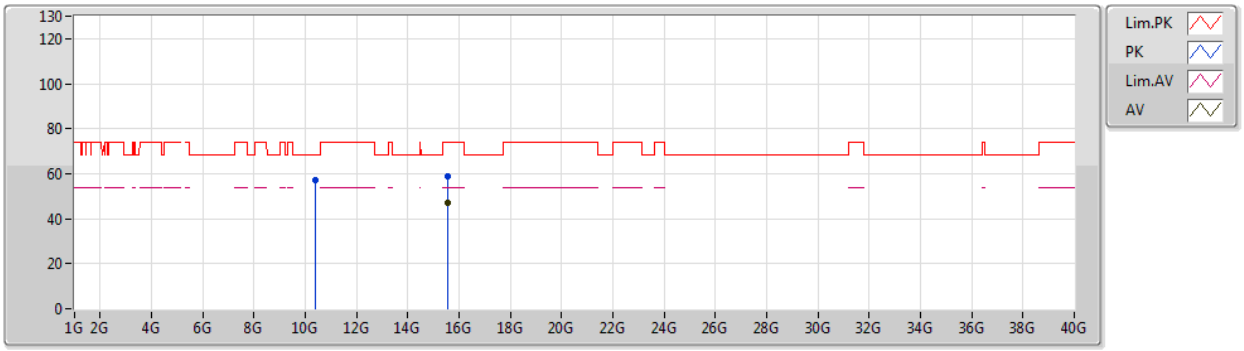

Type	Freq	Level	Limit	Margin	Factor	Dist	Condition	Azimuth	Height	Comment	Raw	AF	CL	PA
	(Hz)	(dBuV/m)	(dBuV/m)	(dB)	(dB)	(m)		(°)	(m)		(dBuV)	(dB)	(dB)	(dB)
AV	15.57474G	46.86	54.00	-7.14	15.68	3	Vertical	312	1.30	-	31.18	38.82	10.91	34.05
PK	10.3866G	56.94	68.20	-11.26	14.57	3	Vertical	342	2.33	-	42.37	39.40	9.70	34.53
PK	15.55998G	58.61	74.00	-15.39	15.74	3	Vertical	312	1.30	-	42.87	38.86	10.91	34.03

Remark : Level (dBuV/m) = Raw(Read Level) + AF(Antenna Factor) + CL(Cable Loss) - PA(Preamp Factor)

802.11ax HEW40_Nss1,(MCS0)_2TX

5190MHz_TX

16/05/2020

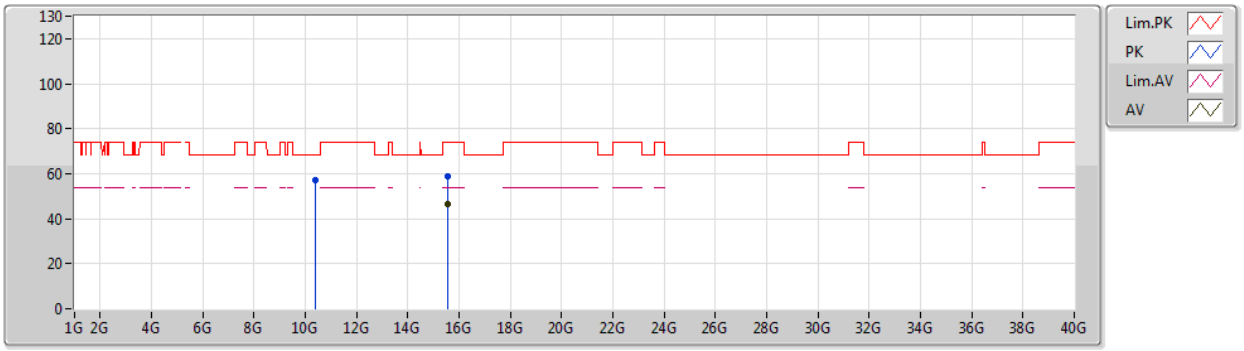

Type	Freq	Level	Limit	Margin	Factor	Dist	Condition	Azimuth	Height	Comment	Raw	AF	CL	PA
	(Hz)	(dBuV/m)	(dBuV/m)	(dB)	(dB)	(m)		(°)	(m)		(dBuV)	(dB)	(dB)	(dB)
AV	15.56652G	46.68	54.00	-7.32	15.71	3	Horizontal	210	1.97	-	30.97	38.84	10.91	34.04
PK	10.3773G	56.90	68.20	-11.30	14.55	3	Horizontal	63	1.55	-	42.35	39.39	9.69	34.53
PK	15.57696G	58.67	74.00	-15.33	15.68	3	Horizontal	210	1.97	-	42.99	38.81	10.92	34.05

Remark : Level (dBuV/m) = Raw(Read Level) + AF(Antenna Factor) + CL(Cable Loss) - PA(Preamp Factor)

802.11ax HEW40_Nss1,(MCS0)_2TX

5230MHz_TX

16/05/2020

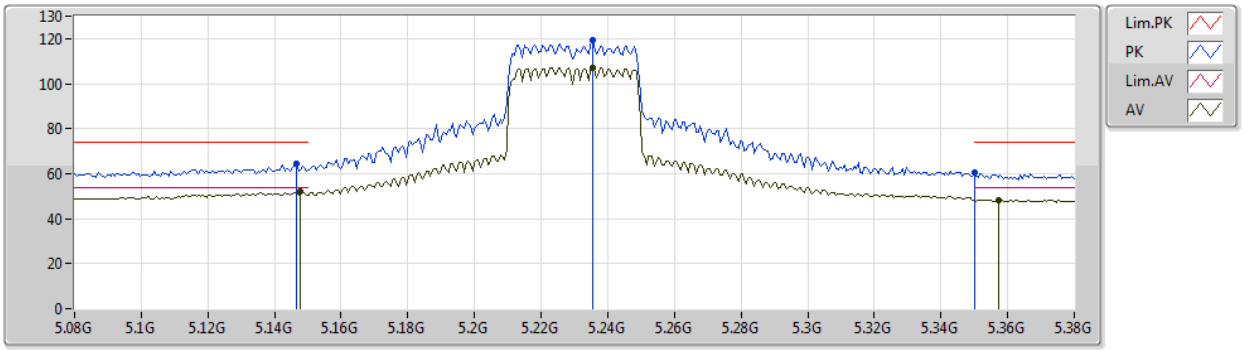

Type	Freq	Level	Limit	Margin	Factor	Dist	Condition	Azimuth	Height	Comment	Raw	AF	CL	PA
	(Hz)	(dBuV/m)	(dBuV/m)	(dB)	(dB)	(m)		(°)	(m)		(dBuV)	(dB)	(dB)	(dB)
AV	5.1478G	51.92	54.00	-2.08	5.33	3	Vertical	334	2.37	-	46.59	31.81	7.57	34.05
AV	5.2354G	107.27	Inf	-Inf	5.03	3	Vertical	334	2.37	-	102.24	31.46	7.62	34.05
AV	5.3572G	48.24	54.00	-5.76	4.99	3	Vertical	334	2.37	-	43.25	31.37	7.68	34.06
PK	5.1466G	64.68	74.00	-9.32	5.33	3	Vertical	334	2.37	-	59.35	31.81	7.57	34.05
PK	5.2354G	119.11	Inf	-Inf	5.03	3	Vertical	334	2.37	-	114.08	31.46	7.62	34.05
PK	5.35G	60.61	74.00	-13.39	4.97	3	Vertical	334	2.37	-	55.64	31.35	7.68	34.06

Remark : Level (dBuV/m) = Raw(Read Level) + AF(Antenna Factor) + CL(Cable Loss) - PA(Preamp Factor)

802.11ax HEW40_Nss1,(MCS0)_2TX

5230MHz_TX

16/05/2020

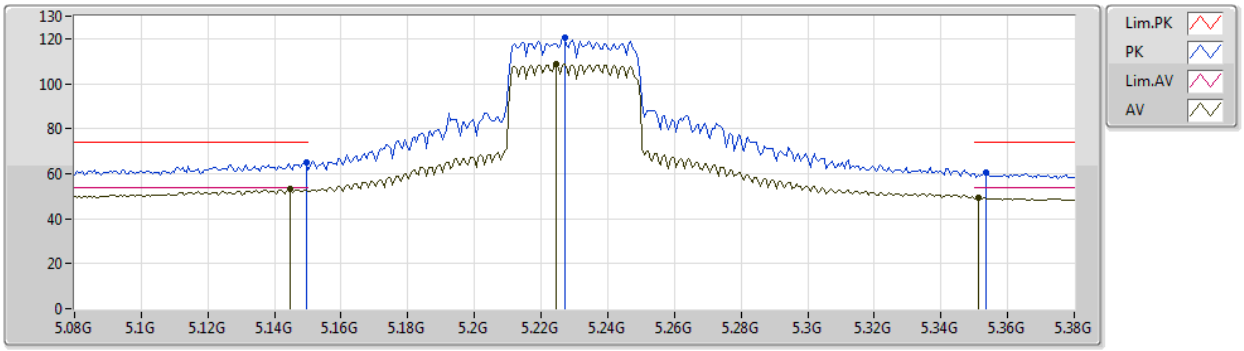

Type	Freq	Level	Limit	Margin	Factor	Dist	Condition	Azimuth	Height	Comment	Raw	AF	CL	PA
	(Hz)	(dBuV/m)	(dBuV/m)	(dB)	(dB)	(m)		(°)	(m)		(dBuV)	(dB)	(dB)	(dB)
AV	5.1448G	53.12	54.00	-0.88	5.34	3	Horizontal	334	1.88	-	47.78	31.82	7.57	34.05
AV	5.2246G	108.96	Inf	-Inf	5.06	3	Horizontal	334	1.88	-	103.90	31.50	7.61	34.05
AV	5.3512G	49.33	54.00	-4.67	4.97	3	Horizontal	334	1.88	-	44.36	31.35	7.68	34.06
PK	5.1496G	65.15	74.00	-8.85	5.32	3	Horizontal	334	1.88	-	59.83	31.80	7.57	34.05
PK	5.227G	120.72	Inf	-Inf	5.05	3	Horizontal	334	1.88	-	115.67	31.49	7.61	34.05
PK	5.3536G	60.56	74.00	-13.44	4.98	3	Horizontal	334	1.88	-	55.58	31.36	7.68	34.06

Remark : Level (dBuV/m) = Raw(Read Level) + AF(Antenna Factor) + CL(Cable Loss) - PA(Preamp Factor)

802.11ax HEW40_Nss1,(MCS0)_2TX

5230MHz_TX

16/05/2020

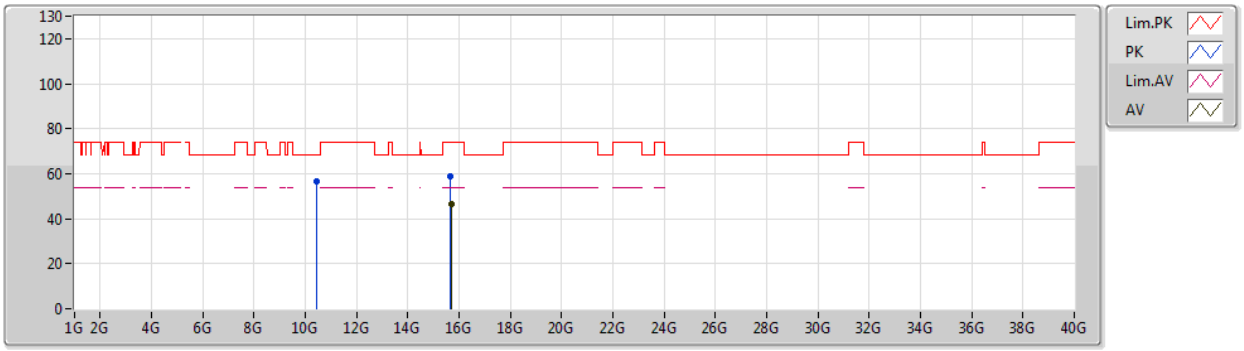

Type	Freq	Level	Limit	Margin	Factor	Dist	Condition	Azimuth	Height	Comment	Raw	AF	CL	PA
	(Hz)	(dBuV/m)	(dBuV/m)	(dB)	(dB)	(m)		(°)	(m)		(dBuV)	(dB)	(dB)	(dB)
AV	15.70446G	46.70	54.00	-7.30	15.18	3	Vertical	51	1.66	-	31.52	38.42	10.94	34.18
PK	10.45646G	56.82	68.20	-11.38	14.71	3	Vertical	246	1.11	-	42.11	39.49	9.71	34.49
PK	15.67572G	58.83	74.00	-15.17	15.30	3	Vertical	51	1.66	-	43.53	38.51	10.94	34.15

Remark : Level (dBuV/m) = Raw(Read Level) + AF(Antenna Factor) + CL(Cable Loss) - PA(Preamp Factor)

802.11ax HEW40_Nss1,(MCS0)_2TX

5230MHz_TX

16/05/2020

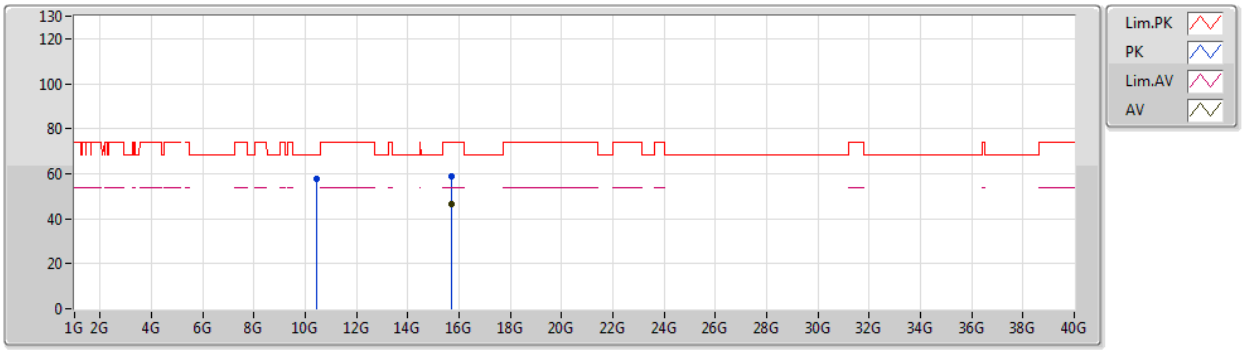

Type	Freq	Level	Limit	Margin	Factor	Dist	Condition	Azimuth	Height	Comment	Raw	AF	CL	PA
	(Hz)	(dBuV/m)	(dBuV/m)	(dB)	(dB)	(m)		(°)	(m)		(dBuV)	(dB)	(dB)	(dB)
AV	15.69612G	46.48	54.00	-7.52	15.21	3	Horizontal	109	1.50	-	31.27	38.44	10.94	34.17
PK	10.45436G	57.64	68.20	-10.56	14.71	3	Horizontal	119	1.08	-	42.93	39.49	9.71	34.49
PK	15.68208G	59.06	74.00	-14.94	15.27	3	Horizontal	109	1.50	-	43.79	38.49	10.94	34.16

Remark : Level (dBuV/m) = Raw(Read Level) + AF(Antenna Factor) + CL(Cable Loss) - PA(Preamp Factor)

802.11ax HEW40_Nss1,(MCS0)_2TX

5755MHz_TX

16/05/2020

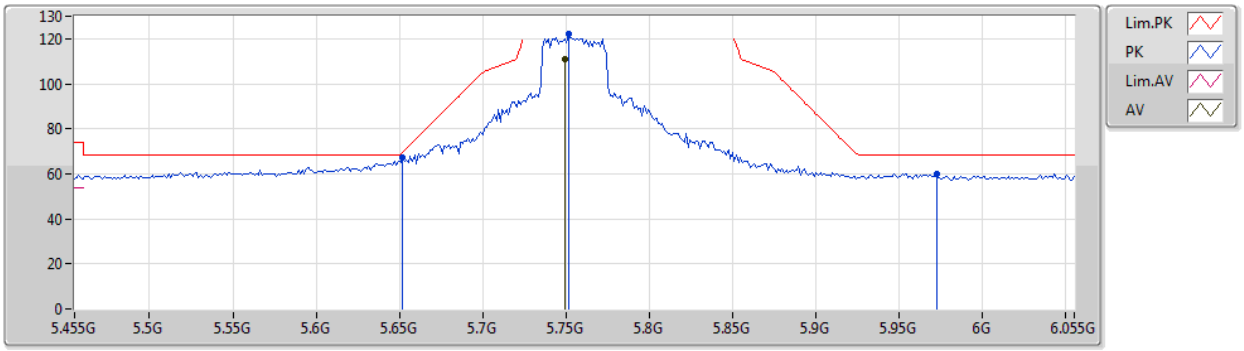

Type	Freq	Level	Limit	Margin	Factor	Dist	Condition	Azimuth	Height	Comment	Raw	AF	CL	PA
	(Hz)	(dBuV/m)	(dBuV/m)	(dB)	(dB)	(m)		(°)	(m)		(dBuV)	(dB)	(dB)	(dB)
AV	5.749G	110.67	Inf	-Inf	5.75	3	Vertical	0	1.72	-	104.92	31.95	7.87	34.07
PK	5.6518G	67.16	69.53	-2.37	5.46	3	Vertical	0	1.72	-	61.70	31.70	7.83	34.07
PK	5.7514G	122.16	Inf	-Inf	5.75	3	Vertical	0	1.72	-	116.41	31.95	7.88	34.08
PK	5.9722G	60.05	68.20	-8.15	6.31	3	Vertical	0	1.72	-	53.74	32.40	7.99	34.08

Remark : Level (dBuV/m) = Raw(Read Level) + AF(Antenna Factor) + CL(Cable Loss) - PA(Preamp Factor)

042903

802.11ax HEW40_Nss1,(MCS0)_2TX

5755MHz_TX

16/05/2020

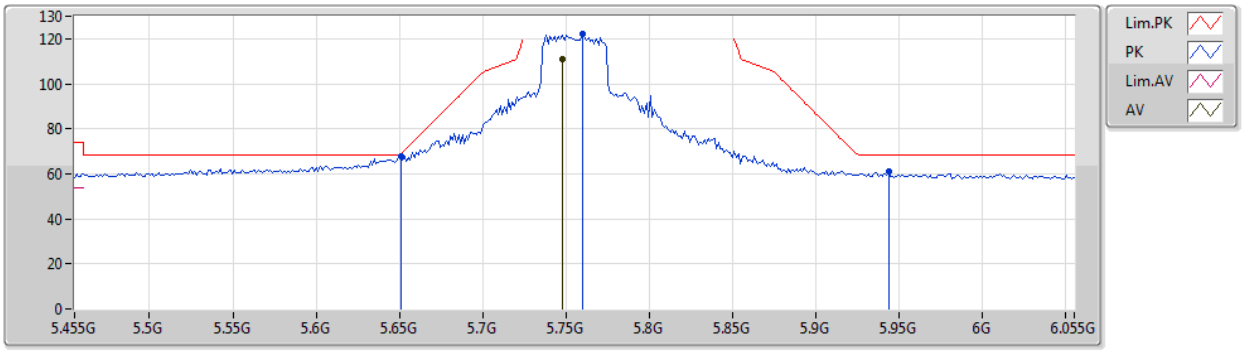

Type	Freq	Level	Limit	Margin	Factor	Dist	Condition	Azimuth	Height	Comment	Raw	AF	CL	PA
	(Hz)	(dBuV/m)	(dBuV/m)	(dB)	(dB)	(m)		(°)	(m)		(dBuV)	(dB)	(dB)	(dB)
AV	5.7478G	110.88	Inf	-Inf	5.74	3	Horizontal	3	1.88	-	105.14	31.94	7.87	34.07
PK	5.6506G	67.68	68.64	-0.96	5.46	3	Horizontal	3	1.88	-	62.22	31.70	7.83	34.07
PK	5.7598G	122.10	Inf	-Inf	5.78	3	Horizontal	3	1.88	-	116.32	31.98	7.88	34.08
PK	5.9434G	61.11	68.20	-7.09	6.29	3	Horizontal	3	1.88	-	54.82	32.40	7.97	34.08

Remark : Level (dBuV/m) = Raw(Read Level) + AF(Antenna Factor) + CL(Cable Loss) - PA(Preamp Factor)

802.11ax HEW40_Nss1,(MCS0)_2TX

5755MHz_TX

16/05/2020

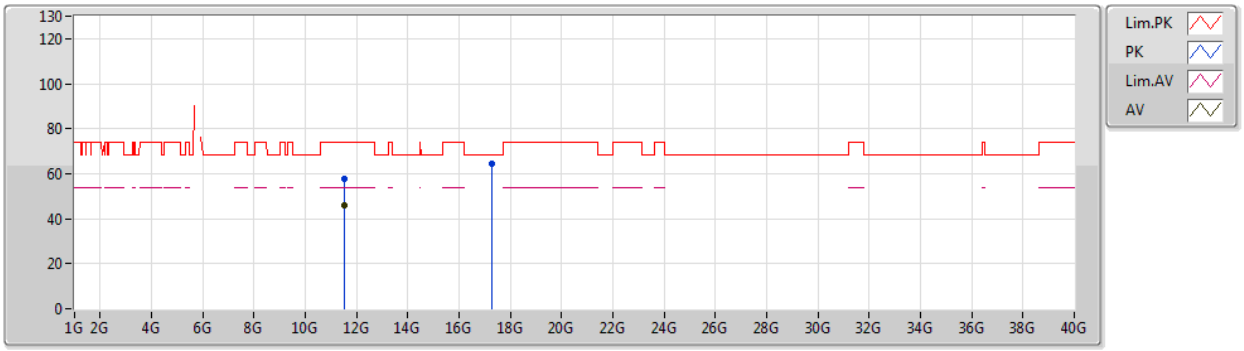

Type	Freq	Level	Limit	Margin	Factor	Dist	Condition	Azimuth	Height	Comment	Raw	AF	CL	PA
	(Hz)	(dBuV/m)	(dBuV/m)	(dB)	(dB)	(m)		(°)	(m)		(dBuV)	(dB)	(dB)	(dB)
AV	11.51966G	46.02	54.00	-7.98	15.31	3	Vertical	0	1.50	-	30.71	39.52	9.98	34.19
PK	11.51972G	57.64	74.00	-16.36	15.31	3	Vertical	0	1.50	-	42.33	39.52	9.98	34.19
PK	17.27352G	64.16	68.20	-4.04	20.18	3	Vertical	339	1.50	-	43.98	42.09	11.57	33.48

Remark : Level (dBuV/m) = Raw(Read Level) + AF(Antenna Factor) + CL(Cable Loss) - PA(Preamp Factor)

802.11ax HEW40_Nss1,(MCS0)_2TX

5755MHz_TX

16/05/2020

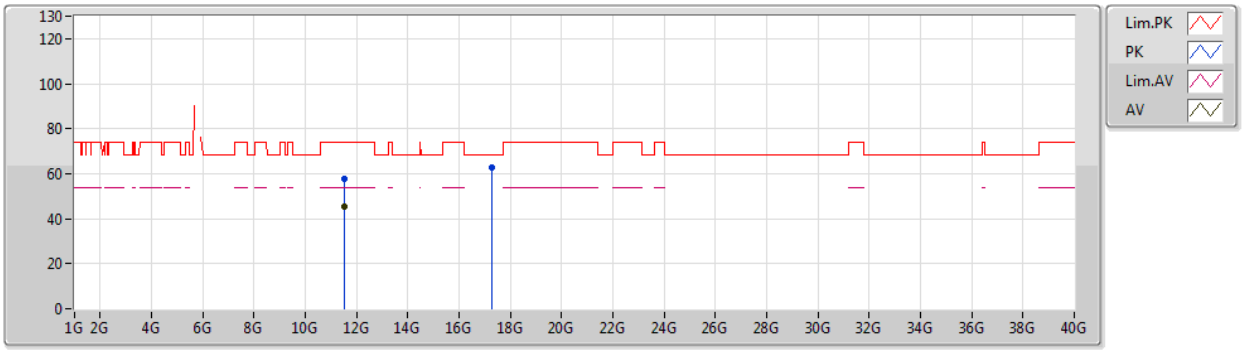

Type	Freq	Level	Limit	Margin	Factor	Dist	Condition	Azimuth	Height	Comment	Raw	AF	CL	PA
	(Hz)	(dBuV/m)	(dBuV/m)	(dB)	(dB)	(m)		(°)	(m)		(dBuV)	(dB)	(dB)	(dB)
AV	11.51126G	45.47	54.00	-8.53	15.33	3	Horizontal	55	1.60	-	30.14	39.54	9.98	34.19
PK	11.5151G	57.80	74.00	-16.20	15.32	3	Horizontal	55	1.60	-	42.48	39.53	9.98	34.19
PK	17.2785G	62.96	68.20	-5.24	20.21	3	Horizontal	103	1.70	-	42.75	42.12	11.58	33.49

Remark : Level (dBuV/m) = Raw(Read Level) + AF(Antenna Factor) + CL(Cable Loss) - PA(Preamp Factor)

802.11ax HEW40_Nss1,(MCS0)_2TX

5795MHz_TX

16/05/2020

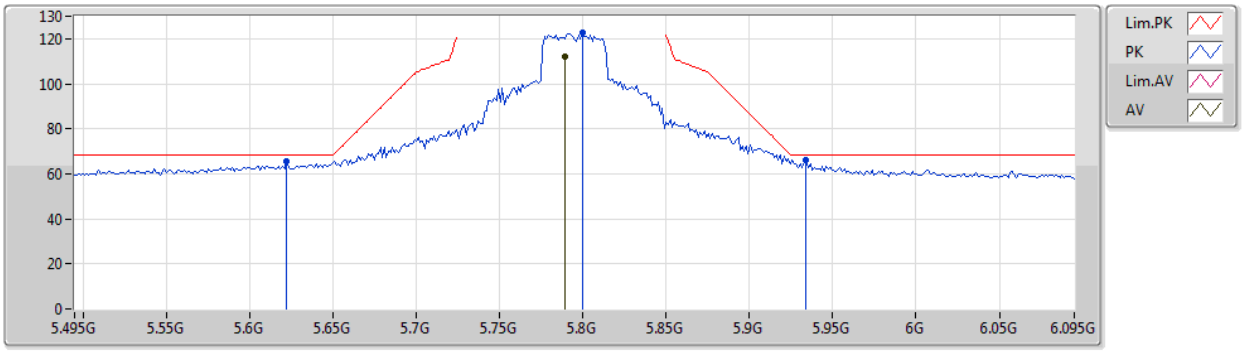

Type	Freq	Level	Limit	Margin	Factor	Dist	Condition	Azimuth	Height	Comment	Raw	AF	CL	PA
	(Hz)	(dBuV/m)	(dBuV/m)	(dB)	(dB)	(m)		(°)	(m)		(dBuV)	(dB)	(dB)	(dB)
AV	5.789G	112.26	Inf	-Inf	5.88	3	Vertical	360	1.73	-	106.38	32.07	7.89	34.08
PK	5.6222G	65.47	68.20	-2.73	5.38	3	Vertical	360	1.73	-	60.09	31.64	7.81	34.07
PK	5.7998G	122.57	Inf	-Inf	5.92	3	Vertical	360	1.73	-	116.65	32.10	7.90	34.08
PK	5.9342G	65.99	68.20	-2.21	6.29	3	Vertical	360	1.73	-	59.70	32.40	7.97	34.08

Remark : Level (dBuV/m) = Raw(Read Level) + AF(Antenna Factor) + CL(Cable Loss) - PA(Preamp Factor)

802.11ax HEW40_Nss1,(MCS0)_2TX

5795MHz_TX

16/05/2020

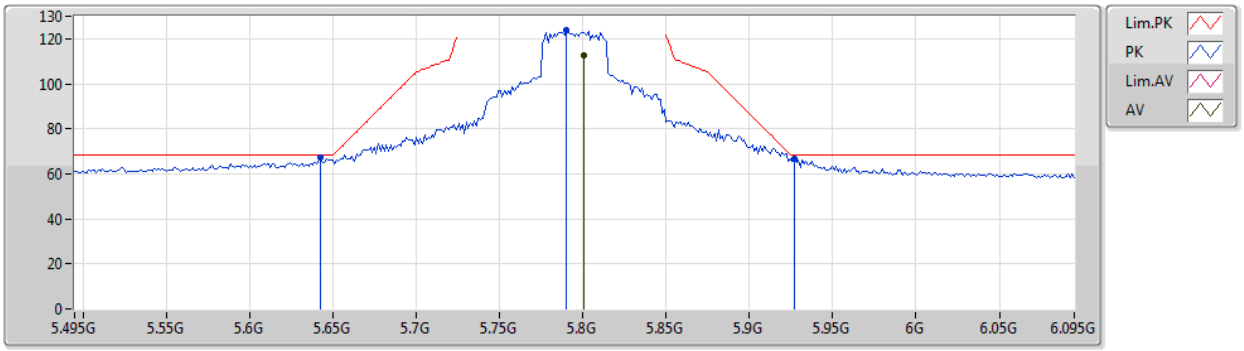

Type	Freq	Level	Limit	Margin	Factor	Dist	Condition	Azimuth	Height	Comment	Raw	AF	CL	PA
	(Hz)	(dBuV/m)	(dBuV/m)	(dB)	(dB)	(m)		(°)	(m)		(dBuV)	(dB)	(dB)	(dB)
AV	5.801G	112.79	Inf	-Inf	5.92	3	Horizontal	4	1.69	-	106.87	32.10	7.90	34.08
PK	5.6426G	67.27	68.20	-0.93	5.44	3	Horizontal	4	1.69	-	61.83	31.69	7.82	34.07
PK	5.927G	66.84	68.20	-1.36	6.28	3	Horizontal	4	1.69	-	60.56	32.40	7.96	34.08
PK	5.7902G	123.87	Inf	-Inf	5.89	3	Horizontal	4	1.69	-	117.98	32.07	7.90	34.08

Remark : Level (dBuV/m) = Raw(Read Level) + AF(Antenna Factor) + CL(Cable Loss) - PA(Preamp Factor)

802.11ax HEW40_Nss1,(MCS0)_2TX

5795MHz_TX

16/05/2020

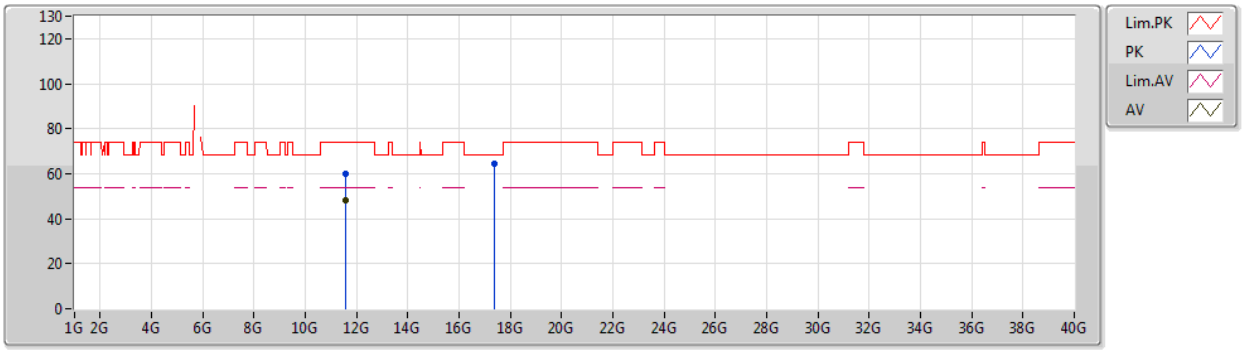

Type	Freq	Level	Limit	Margin	Factor	Dist	Condition	Azimuth	Height	Comment	Raw	AF	CL	PA
	(Hz)	(dBuV/m)	(dBuV/m)	(dB)	(dB)	(m)		(°)	(m)		(dBuV)	(dB)	(dB)	(dB)
AV	11.59288G	48.13	54.00	-5.87	15.23	3	Vertical	1	1.72	-	32.90	39.43	10.00	34.20
PK	11.59096G	59.85	74.00	-14.15	15.23	3	Vertical	1	1.72	-	44.62	39.43	10.00	34.20
PK	17.35876G	64.62	68.20	-3.58	20.79	3	Vertical	70	1.50	-	43.83	42.68	11.61	33.50

Remark : Level (dBuV/m) = Raw(Read Level) + AF(Antenna Factor) + CL(Cable Loss) - PA(Preamp Factor)

802.11ax HEW40_Nss1,(MCS0)_2TX

5795MHz_TX

16/05/2020

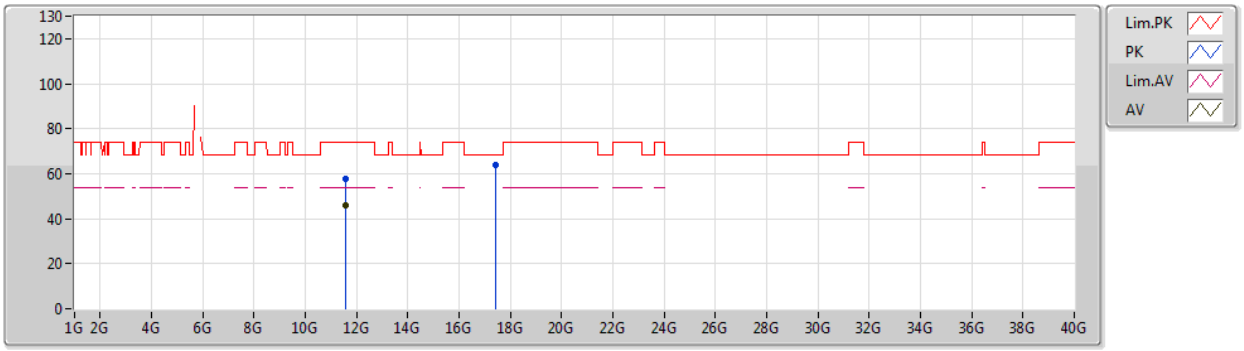

Type	Freq	Level	Limit	Margin	Factor	Dist	Condition	Azimuth	Height	Comment	Raw	AF	CL	PA
	(Hz)	(dBuV/m)	(dBuV/m)	(dB)	(dB)	(m)		(°)	(m)		(dBuV)	(dB)	(dB)	(dB)
AV	11.59512G	46.19	54.00	-7.81	15.23	3	Horizontal	52	1.50	-	30.96	39.43	10.00	34.20
PK	11.58456G	57.66	74.00	-16.34	15.24	3	Horizontal	52	1.50	-	42.42	39.44	10.00	34.20
PK	17.42452G	64.11	68.20	-4.09	21.26	3	Horizontal	267	1.54	-	42.85	43.13	11.64	33.51

Remark : Level (dBuV/m) = Raw(Read Level) + AF(Antenna Factor) + CL(Cable Loss) - PA(Preamp Factor)

802.11ax HEW80_Nss1,(MCS0)_2TX

5210MHz_TX

16/05/2020

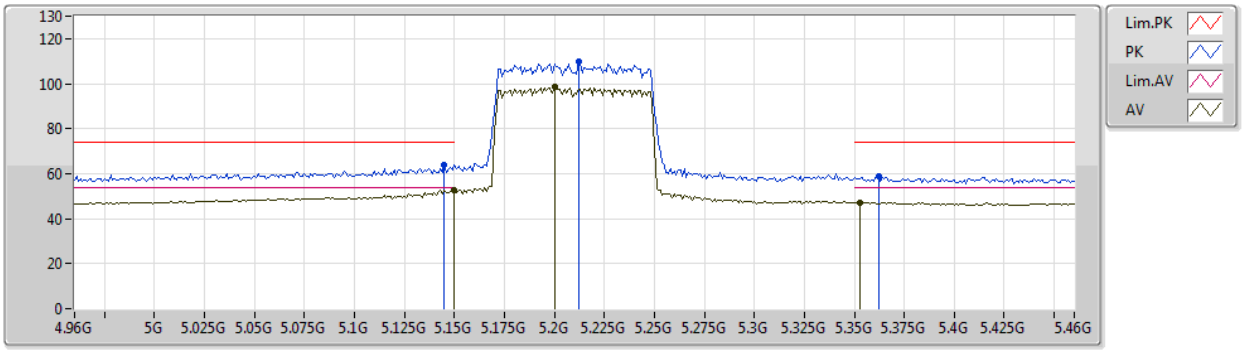

Type	Freq	Level	Limit	Margin	Factor	Dist	Condition	Azimuth	Height	Comment	Raw	AF	CL	PA
	(Hz)	(dBuV/m)	(dBuV/m)	(dB)	(dB)	(m)		(°)	(m)		(dBuV)	(dB)	(dB)	(dB)
AV	5.15G	52.70	54.00	-1.30	5.32	3	Vertical	30	2.02	-	47.38	31.80	7.57	34.05
AV	5.2G	98.45	Inf	-Inf	5.15	3	Vertical	30	2.02	-	93.30	31.60	7.60	34.05
AV	5.353G	47.29	54.00	-6.71	4.98	3	Vertical	30	2.02	-	42.31	31.36	7.68	34.06
PK	5.145G	63.79	74.00	-10.21	5.34	3	Vertical	30	2.02	-	58.45	31.82	7.57	34.05
PK	5.212G	109.81	Inf	-Inf	5.11	3	Vertical	30	2.02	-	104.70	31.55	7.61	34.05
PK	5.362G	58.71	74.00	-15.29	5.01	3	Vertical	30	2.02	-	53.70	31.39	7.68	34.06

Remark : Level (dBuV/m) = Raw(Read Level) + AF(Antenna Factor) + CL(Cable Loss) - PA(Preamp Factor)

802.11ax HEW80_Nss1,(MCS0)_2TX

5210MHz_TX

16/05/2020

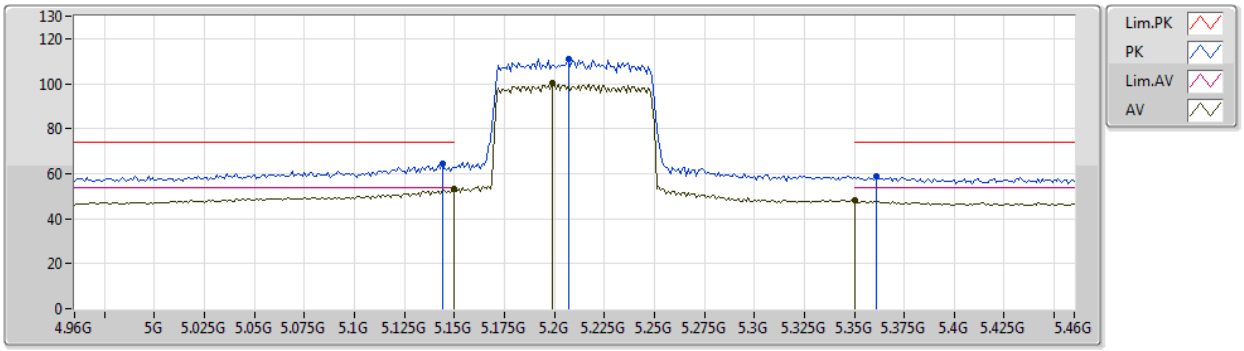

Type	Freq	Level	Limit	Margin	Factor	Dist	Condition	Azimuth	Height	Comment	Raw	AF	CL	PA
	(Hz)	(dBuV/m)	(dBuV/m)	(dB)	(dB)	(m)		(°)	(m)		(dBuV)	(dB)	(dB)	(dB)
AV	5.15G	53.17	54.00	-0.83	5.32	3	Horizontal	330	2.10	-	47.85	31.80	7.57	34.05
AV	5.199G	100.03	Inf	-Inf	5.15	3	Horizontal	330	2.10	-	94.88	31.60	7.60	34.05
AV	5.35G	48.24	54.00	-5.76	4.97	3	Horizontal	330	2.10	-	43.27	31.35	7.68	34.06
PK	5.144G	64.51	74.00	-9.49	5.34	3	Horizontal	330	2.10	-	59.17	31.82	7.57	34.05
PK	5.207G	111.14	Inf	-Inf	5.12	3	Horizontal	330	2.10	-	106.02	31.57	7.60	34.05
PK	5.361G	58.91	74.00	-15.09	5.00	3	Horizontal	330	2.10	-	53.91	31.38	7.68	34.06

Remark : Level (dBuV/m) = Raw(Read Level) + AF(Antenna Factor) + CL(Cable Loss) - PA(Preamp Factor)

802.11ax HEW80_Nss1,(MCS0)_2TX

5210MHz_TX

16/05/2020

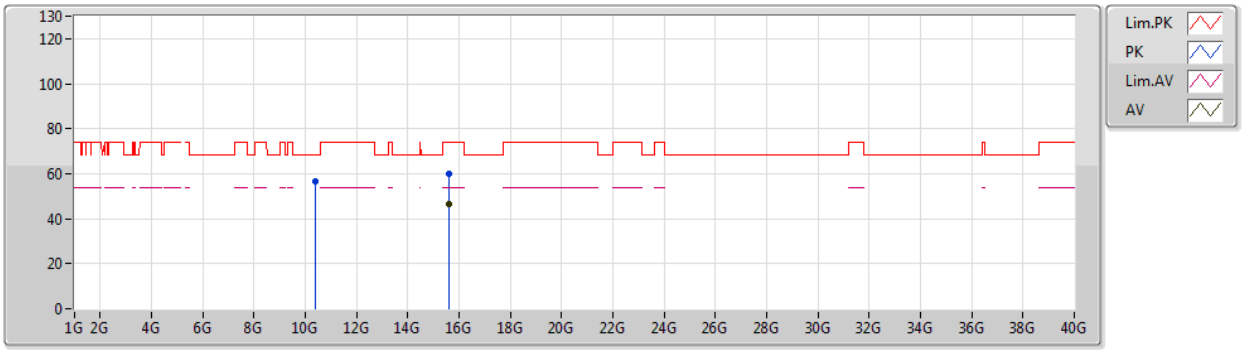

Type	Freq	Level	Limit	Margin	Factor	Dist	Condition	Azimuth	Height	Comment	Raw	AF	CL	PA
	(Hz)	(dBuV/m)	(dBuV/m)	(dB)	(dB)	(m)		(°)	(m)		(dBuV)	(dB)	(dB)	(dB)
AV	15.5908G	46.73	54.00	-7.27	15.63	3	Vertical	148	1.50	-	31.10	38.77	10.92	34.06
PK	10.39712G	56.84	68.20	-11.36	14.60	3	Vertical	344	1.53	-	42.24	39.42	9.70	34.52
PK	15.5916G	59.69	74.00	-14.31	15.63	3	Vertical	148	1.50	-	44.06	38.77	10.92	34.06

Remark : Level (dBuV/m) = Raw(Read Level) + AF(Antenna Factor) + CL(Cable Loss) - PA(Preamp Factor)

802.11ax HEW80_Nss1,(MCS0)_2TX

5210MHz_TX

16/05/2020

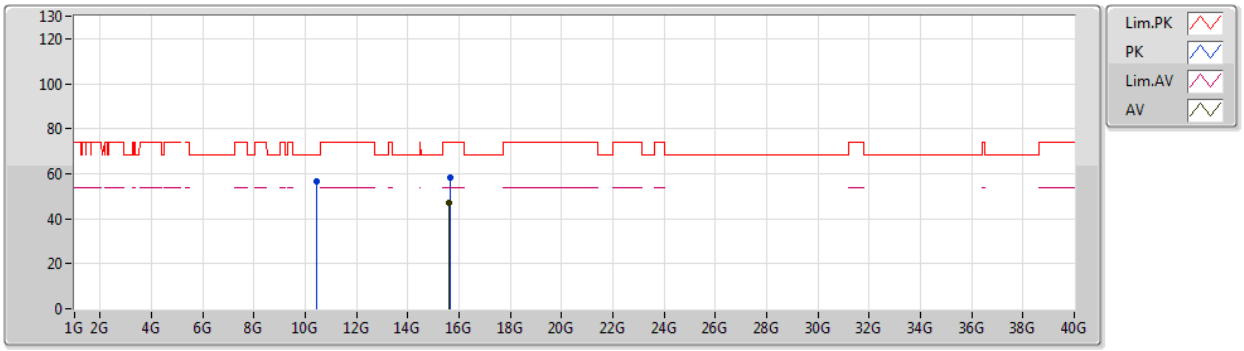

Type	Freq	Level	Limit	Margin	Factor	Dist	Condition	Azimuth	Height	Comment	Raw	AF	CL	PA
	(Hz)	(dBuV/m)	(dBuV/m)	(dB)	(dB)	(m)		(°)	(m)		(dBuV)	(dB)	(dB)	(dB)
AV	15.5916G	46.88	54.00	-7.12	15.63	3	Horizontal	90	1.50	-	31.25	38.77	10.92	34.06
PK	10.45936G	56.43	68.20	-11.77	14.73	3	Horizontal	67	2.01	-	41.70	39.50	9.71	34.48
PK	15.64968G	58.51	74.00	-15.49	15.40	3	Horizontal	90	1.50	-	43.11	38.59	10.93	34.12

Remark : Level (dBuV/m) = Raw(Read Level) + AF(Antenna Factor) + CL(Cable Loss) - PA(Preamp Factor)

802.11ax HEW80_Nss1,(MCS0)_2TX

5775MHz_TX

16/05/2020

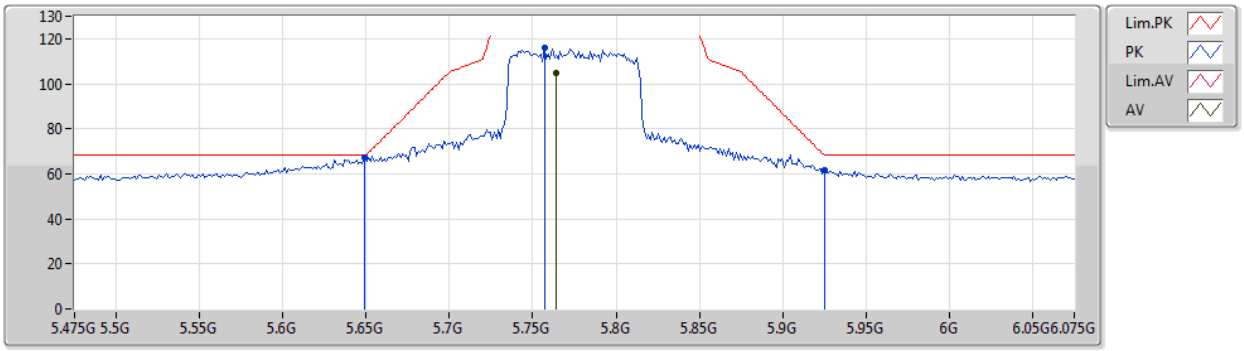

Type	Freq	Level	Limit	Margin	Factor	Dist	Condition	Azimuth	Height	Comment	Raw	AF	CL	PA
	(Hz)	(dBuV/m)	(dBuV/m)	(dB)	(dB)	(m)		(°)	(m)		(dBuV)	(dB)	(dB)	(dB)
AV	5.7642G	104.69	Inf	-Inf	5.79	3	Vertical	360	1.74	-	98.90	31.99	7.88	34.08
PK	5.649G	67.03	68.20	-1.17	5.45	3	Vertical	360	1.74	-	61.58	31.70	7.82	34.07
PK	5.757G	116.19	Inf	-Inf	5.77	3	Vertical	360	1.74	-	110.42	31.97	7.88	34.08
PK	5.925G	61.40	68.20	-6.80	6.28	3	Vertical	360	1.74	-	55.12	32.40	7.96	34.08

Remark : Level (dBuV/m) = Raw(Read Level) + AF(Antenna Factor) + CL(Cable Loss) - PA(Preamp Factor)

802.11ax HEW80_Nss1,(MCS0)_2TX

5775MHz_TX

16/05/2020

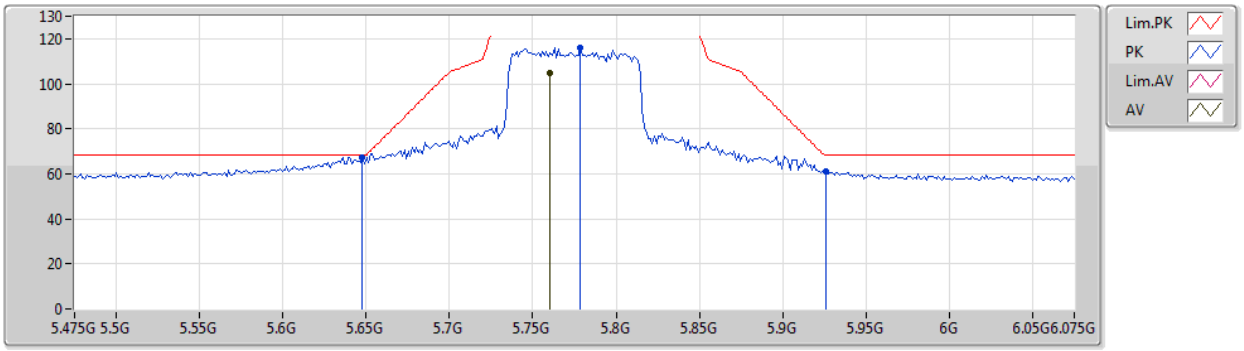

Type	Freq	Level	Limit	Margin	Factor	Dist	Condition	Azimuth	Height	Comment	Raw	AF	CL	PA
	(Hz)	(dBuV/m)	(dBuV/m)	(dB)	(dB)	(m)		(°)	(m)		(dBuV)	(dB)	(dB)	(dB)
AV	5.7606G	104.75	Inf	-Inf	5.78	3	Horizontal	3	1.50	-	98.97	31.98	7.88	34.08
PK	5.6478G	67.26	68.20	-0.94	5.45	3	Horizontal	3	1.50	-	61.81	31.70	7.82	34.07
PK	5.7786G	116.01	Inf	-Inf	5.85	3	Horizontal	3	1.50	-	110.16	32.04	7.89	34.08
PK	5.9262G	61.09	68.20	-7.11	6.28	3	Horizontal	3	1.50	-	54.81	32.40	7.96	34.08

Remark : Level (dBuV/m) = Raw(Read Level) + AF(Antenna Factor) + CL(Cable Loss) - PA(Preamp Factor)

802.11ax HEW80_Nss1,(MCS0)_2TX

5775MHz_TX

16/05/2020

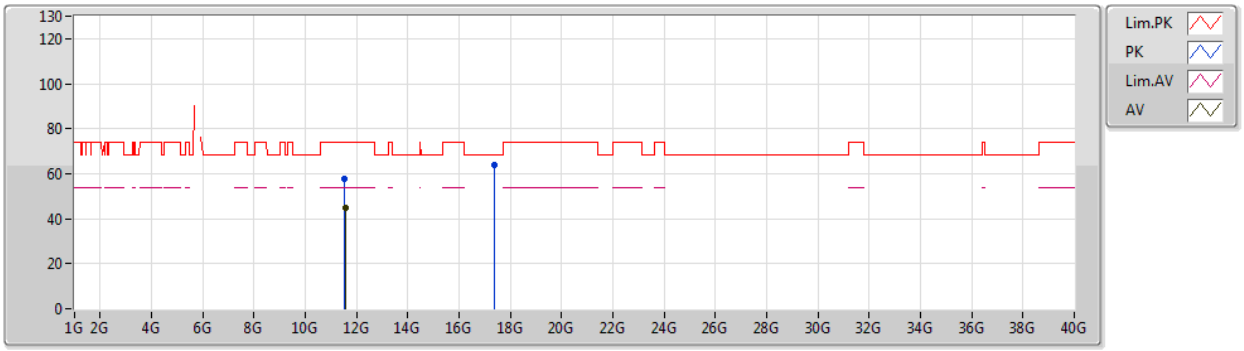

Type	Freq	Level	Limit	Margin	Factor	Dist	Condition	Azimuth	Height	Comment	Raw	AF	CL	PA
	(Hz)	(dBuV/m)	(dBuV/m)	(dB)	(dB)	(m)		(°)	(m)		(dBuV)	(dB)	(dB)	(dB)
AV	11.56552G	45.00	54.00	-9.00	15.26	3	Vertical	187	1.50	-	29.74	39.46	9.99	34.19
PK	11.53G	57.90	74.00	-16.10	15.30	3	Vertical	187	1.50	-	42.60	39.51	9.98	34.19
PK	17.35524G	63.94	68.20	-4.26	20.76	3	Vertical	108	1.50	-	43.18	42.65	11.61	33.50

Remark : Level (dBuV/m) = Raw(Read Level) + AF(Antenna Factor) + CL(Cable Loss) - PA(Preamp Factor)

802.11ax HEW80_Nss1,(MCS0)_2TX

5775MHz_TX

16/05/2020

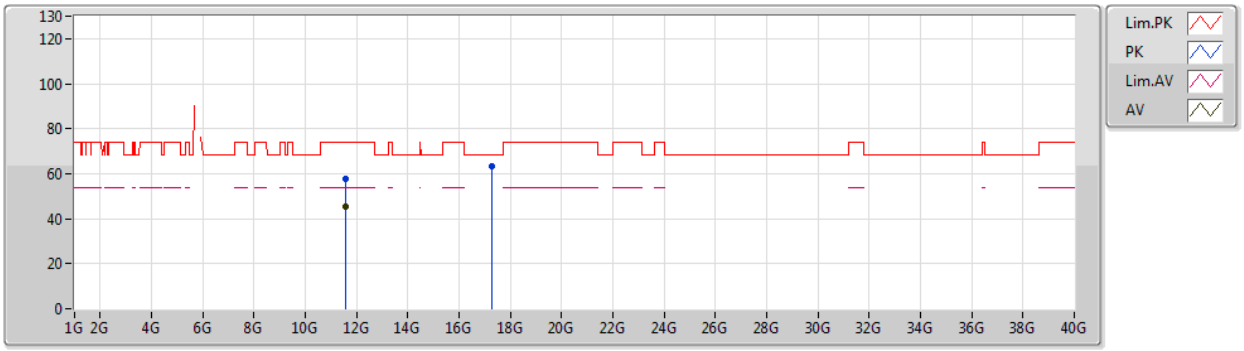

Type	Freq	Level	Limit	Margin	Factor	Dist	Condition	Azimuth	Height	Comment	Raw	AF	CL	PA
	(Hz)	(dBuV/m)	(dBuV/m)	(dB)	(dB)	(m)		(°)	(m)		(dBuV)	(dB)	(dB)	(dB)
AV	11.56072G	45.35	54.00	-8.65	15.27	3	Horizontal	281	1.50	-	30.08	39.47	9.99	34.19
PK	11.58376G	57.56	74.00	-16.44	15.24	3	Horizontal	281	1.50	-	42.32	39.44	10.00	34.20
PK	17.29252G	63.47	68.20	-4.73	20.31	3	Horizontal	195	3.00	-	43.16	42.22	11.58	33.49

Remark : Level (dBuV/m) = Raw(Read Level) + AF(Antenna Factor) + CL(Cable Loss) - PA(Preamp Factor)

Summary

Mode	Result	Type	Freq (Hz)	Level (dBuV/m)	Limit (dBuV/m)	Margin (dB)	Dist (m)	Condition	Azimuth (°)	Height (m)	Comments
5.15-5.25GHz	-	-	-	-	-	-	-	-	-	-	-
802.11ac VHT20_Nss1,(MCS0)_2TX	Pass	AV	5.1392G	52.33	54.00	-1.67	3	Horizontal	332	1.94	-
5.725-5.85GHz	-	-	-	-	-	-	-	-	-	-	-
802.11ac VHT20_Nss1,(MCS0)_2TX	Pass	PK	5.9266G	66.67	68.20	-1.53	3	Horizontal	3	2.62	-

Remark : Level (dBuV/m) = Raw(Read Level) + AF(Antenna Factor) + CL(Cable Loss) - PA(Preamp Factor)

Result

Mode	Result	Type	Freq (Hz)	Level (dBuV/m)	Limit (dBuV/m)	Margin (dB)	Dist (m)	Condition	Azimuth (°)	Height (m)	Comments
802.11ac VHT20_Nss1,(MCS0)_2TX	-	-	-	-	-	-	-	-	-	-	-
5240MHz_TX	Pass	AV	5.1404G	50.63	54.00	-3.37	3	Vertical	329	1.85	-
5240MHz_TX	Pass	AV	5.2406G	108.34	Inf	-Inf	3	Vertical	329	1.85	-
5240MHz_TX	Pass	AV	5.35G	46.91	54.00	-7.09	3	Vertical	329	1.85	-
5240MHz_TX	Pass	PK	5.1476G	62.80	74.00	-11.20	3	Vertical	329	1.85	-
5240MHz_TX	Pass	PK	5.2382G	119.68	Inf	-Inf	3	Vertical	329	1.85	-
5240MHz_TX	Pass	PK	5.3786G	59.83	74.00	-14.17	3	Vertical	329	1.85	-
5240MHz_TX	Pass	AV	5.1392G	52.33	54.00	-1.67	3	Horizontal	332	1.94	-
5240MHz_TX	Pass	AV	5.2394G	110.87	Inf	-Inf	3	Horizontal	332	1.94	-
5240MHz_TX	Pass	AV	5.35G	47.84	54.00	-6.16	3	Horizontal	332	1.94	-
5240MHz_TX	Pass	PK	5.1362G	64.89	74.00	-9.11	3	Horizontal	332	1.94	-
5240MHz_TX	Pass	PK	5.2394G	120.42	Inf	-Inf	3	Horizontal	332	1.94	-
5240MHz_TX	Pass	PK	5.3696G	60.99	74.00	-13.01	3	Horizontal	332	1.94	-
5240MHz_TX	Pass	AV	15.71646G	43.96	54.00	-10.04	3	Vertical	336	2.85	-
5240MHz_TX	Pass	PK	10.48816G	57.26	68.20	-10.94	3	Vertical	262	2.37	-
5240MHz_TX	Pass	PK	15.72372G	57.83	74.00	-16.17	3	Vertical	336	2.85	-
5240MHz_TX	Pass	AV	15.70866G	44.13	54.00	-9.87	3	Horizontal	330	1.73	-
5240MHz_TX	Pass	PK	10.46548G	56.93	68.20	-11.27	3	Horizontal	215	1.50	-
5240MHz_TX	Pass	PK	15.71124G	58.12	74.00	-15.88	3	Horizontal	330	1.73	-
5785MHz_TX	Pass	AV	5.7826G	114.46	Inf	-Inf	3	Vertical	0	1.80	-
5785MHz_TX	Pass	PK	5.6434G	64.53	68.20	-3.67	3	Vertical	0	1.80	-
5785MHz_TX	Pass	PK	5.7826G	124.90	Inf	-Inf	3	Vertical	0	1.80	-
5785MHz_TX	Pass	PK	5.9398G	63.30	68.20	-4.90	3	Vertical	0	1.80	-
5785MHz_TX	Pass	AV	5.7862G	115.86	Inf	-Inf	3	Horizontal	3	2.62	-
5785MHz_TX	Pass	PK	5.6434G	64.83	68.20	-3.37	3	Horizontal	3	2.62	-
5785MHz_TX	Pass	PK	5.7826G	126.77	Inf	-Inf	3	Horizontal	3	2.62	-
5785MHz_TX	Pass	PK	5.9266G	66.67	68.20	-1.53	3	Horizontal	3	2.62	-
5785MHz_TX	Pass	AV	11.5706G	44.16	54.00	-9.84	3	Vertical	10	1.45	-
5785MHz_TX	Pass	PK	11.5679G	57.32	74.00	-16.68	3	Vertical	10	1.45	-
5785MHz_TX	Pass	PK	17.327G	59.95	68.20	-8.25	3	Vertical	244	1.85	-
5785MHz_TX	Pass	AV	11.568G	43.14	54.00	-10.86	3	Horizontal	92	1.49	-
5785MHz_TX	Pass	PK	11.5653G	56.84	74.00	-17.16	3	Horizontal	92	1.49	-
5785MHz_TX	Pass	PK	17.3394G	60.61	68.20	-7.59	3	Horizontal	321	1.50	-

Remark : Level (dBuV/m) = Raw(Read Level) + AF(Antenna Factor) + CL(Cable Loss) - PA(Preamp Factor)

802.11ac VHT20_Nss1,(MCS0)_2TX

5240MHz_TX

23/07/2020

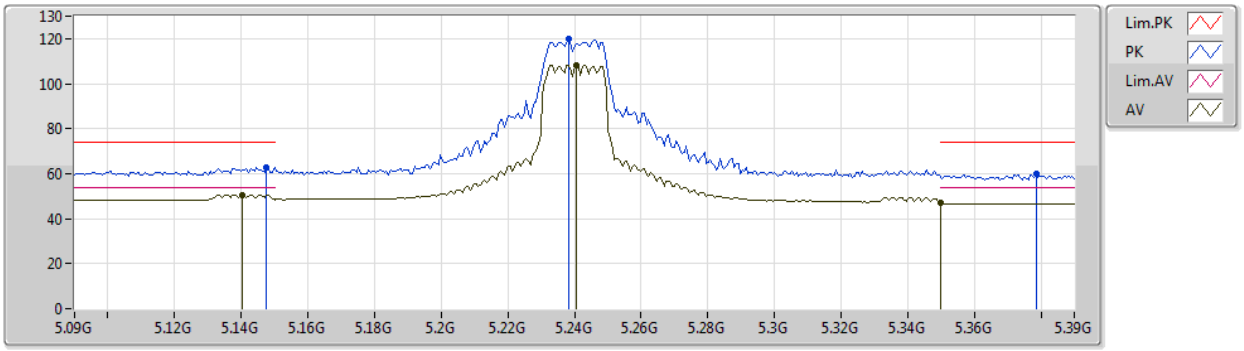

Type	Freq	Level	Limit	Margin	Factor	Dist	Condition	Azimuth	Height	Comment	Raw	AF	CL	PA
	(Hz)	(dBuV/m)	(dBuV/m)	(dB)	(dB)	(m)		(°)	(m)		(dBuV)	(dB)	(dB)	(dB)
AV	5.1404G	50.63	54.00	-3.37	9.02	3	Vertical	329	1.85	-	41.61	32.00	7.57	30.55
AV	5.2406G	108.34	Inf	-Inf	8.53	3	Vertical	329	1.85	-	99.81	31.46	7.62	30.55
AV	5.35G	46.91	54.00	-7.09	8.42	3	Vertical	329	1.85	-	38.49	31.30	7.68	30.56
PK	5.1476G	62.80	74.00	-11.20	9.02	3	Vertical	329	1.85	-	53.78	32.00	7.57	30.55
PK	5.2382G	119.68	Inf	-Inf	8.54	3	Vertical	329	1.85	-	111.14	31.47	7.62	30.55
PK	5.3786G	59.83	74.00	-14.17	8.60	3	Vertical	329	1.85	-	51.23	31.47	7.69	30.56

Remark : Level (dBuV/m) = Raw(Read Level) + AF(Antenna Factor) + CL(Cable Loss) - PA(Preamp Factor)

802.11ac VHT20_Nss1,(MCS0)_2TX

5240MHz_TX

23/07/2020

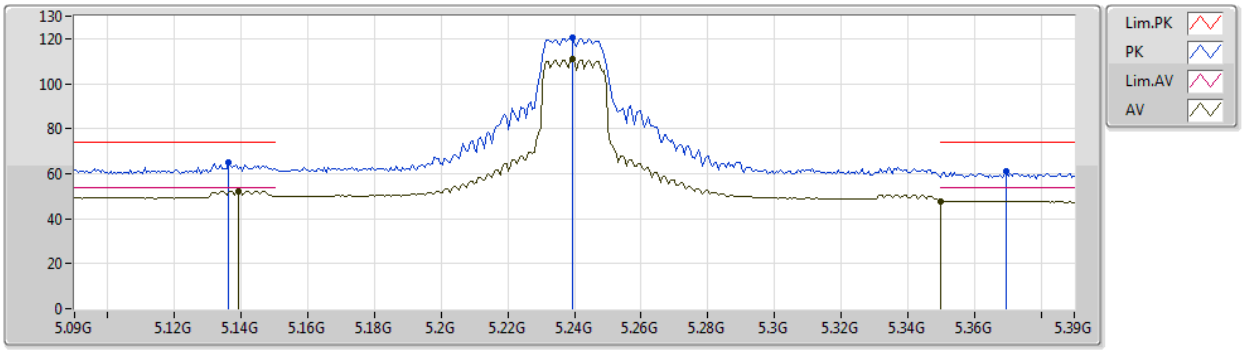

Type	Freq	Level	Limit	Margin	Factor	Dist	Condition	Azimuth	Height	Comment	Raw	AF	CL	PA
	(Hz)	(dBuV/m)	(dBuV/m)	(dB)	(dB)	(m)		(°)	(m)		(dBuV)	(dB)	(dB)	(dB)
AV	5.1392G	52.33	54.00	-1.67	9.02	3	Horizontal	332	1.94	-	43.31	32.00	7.57	30.55
AV	5.2394G	110.87	Inf	-Inf	8.53	3	Horizontal	332	1.94	-	102.34	31.46	7.62	30.55
AV	5.35G	47.84	54.00	-6.16	8.42	3	Horizontal	332	1.94	-	39.42	31.30	7.68	30.56
PK	5.1362G	64.89	74.00	-9.11	9.02	3	Horizontal	332	1.94	-	55.87	32.00	7.57	30.55
PK	5.2394G	120.42	Inf	-Inf	8.53	3	Horizontal	332	1.94	-	111.89	31.46	7.62	30.55
PK	5.3696G	60.99	74.00	-13.01	8.54	3	Horizontal	332	1.94	-	52.45	31.42	7.68	30.56

Remark : Level (dBuV/m) = Raw(Read Level) + AF(Antenna Factor) + CL(Cable Loss) - PA(Preamp Factor)

802.11ac VHT20_Nss1,(MCS0)_2TX

5240MHz_TX

23/07/2020

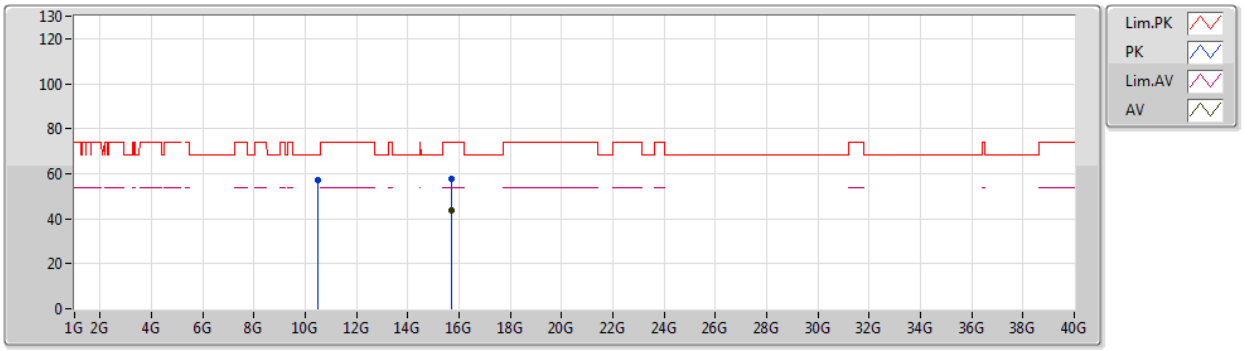

Type	Freq	Level	Limit	Margin	Factor	Dist	Condition	Azimuth	Height	Comment	Raw	AF	CL	PA
	(Hz)	(dBuV/m)	(dBuV/m)	(dB)	(dB)	(m)		(°)	(m)		(dBuV)	(dB)	(dB)	(dB)
AV	15.71646G	43.96	54.00	-10.04	16.85	3	Vertical	336	2.85	-	27.11	38.22	10.94	32.31
PK	10.48816G	57.26	68.20	-10.94	18.16	3	Vertical	262	2.37	-	39.10	39.86	9.72	31.42
PK	15.72372G	57.83	74.00	-16.17	16.81	3	Vertical	336	2.85	-	41.02	38.18	10.94	32.31

Remark : Level (dBuV/m) = Raw(Read Level) + AF(Antenna Factor) + CL(Cable Loss) - PA(Preamp Factor)

802.11ac VHT20_Nss1,(MCS0)_2TX

5240MHz_TX

23/07/2020

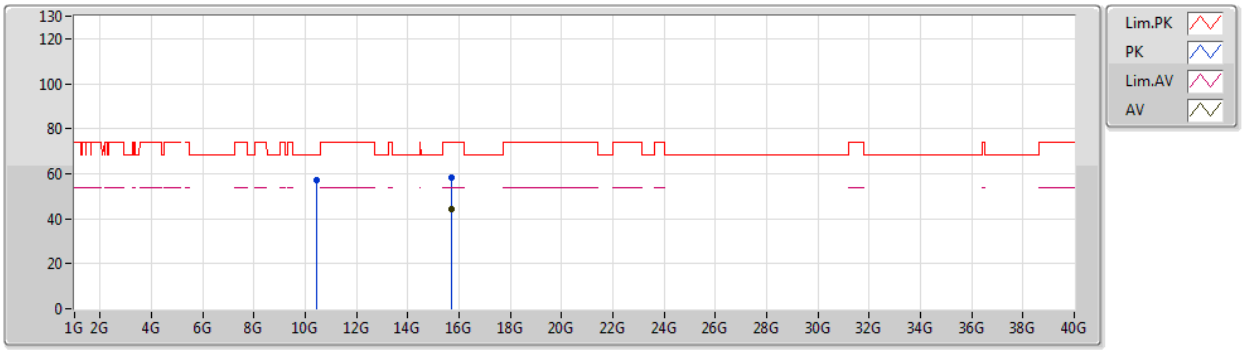

Type	Freq	Level	Limit	Margin	Factor	Dist	Condition	Azimuth	Height	Comment	Raw	AF	CL	PA
	(Hz)	(dBuV/m)	(dBuV/m)	(dB)	(dB)	(m)		(°)	(m)		(dBuV)	(dB)	(dB)	(dB)
AV	15.70866G	44.13	54.00	-9.87	16.89	3	Horizontal	330	1.73	-	27.24	38.26	10.94	32.31
PK	10.46548G	56.93	68.20	-11.27	18.10	3	Horizontal	215	1.50	-	38.83	39.80	9.72	31.42
PK	15.71124G	58.12	74.00	-15.88	16.87	3	Horizontal	330	1.73	-	41.25	38.24	10.94	32.31

Remark : Level (dBuV/m) = Raw(Read Level) + AF(Antenna Factor) + CL(Cable Loss) - PA(Preamp Factor)

802.11ac VHT20_Nss1,(MCS0)_2TX

5785MHz_TX

21/07/2020

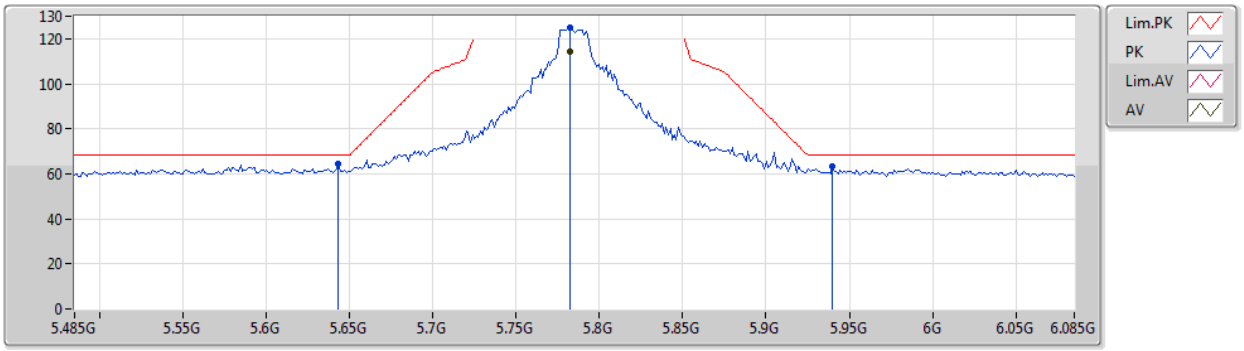

Type	Freq	Level	Limit	Margin	Factor	Dist	Condition	Azimuth	Height	Comment	Raw	AF	CL	PA
	(Hz)	(dBuV/m)	(dBuV/m)	(dB)	(dB)	(m)		(°)	(m)		(dBuV)	(dB)	(dB)	(dB)
AV	5.7826G	114.46	Inf	-Inf	9.45	3	Vertical	0	1.80	-	105.01	32.17	7.89	30.61
PK	5.6434G	64.53	68.20	-3.67	9.04	3	Vertical	0	1.80	-	55.49	31.80	7.82	30.58
PK	5.7826G	124.90	Inf	-Inf	9.45	3	Vertical	0	1.80	-	115.45	32.17	7.89	30.61
PK	5.9398G	63.30	68.20	-4.90	9.92	3	Vertical	0	1.80	-	53.38	32.58	7.97	30.63

Remark : Level (dBuV/m) = Raw(Read Level) + AF(Antenna Factor) + CL(Cable Loss) - PA(Preamp Factor)

802.11ac VHT20_Nss1,(MCS0)_2TX

5785MHz_TX

21/07/2020

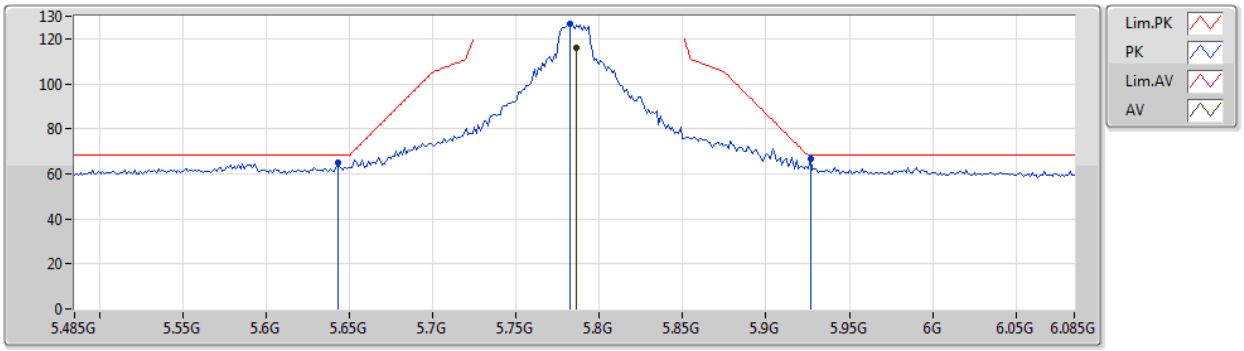

Type	Freq	Level	Limit	Margin	Factor	Dist	Condition	Azimuth	Height	Comment	Raw	AF	CL	PA
	(Hz)	(dBuV/m)	(dBuV/m)	(dB)	(dB)	(m)		(°)	(m)		(dBuV)	(dB)	(dB)	(dB)
AV	5.7862G	115.86	Inf	-Inf	9.45	3	Horizontal	3	2.62	-	106.41	32.17	7.89	30.61
PK	5.6434G	64.83	68.20	-3.37	9.04	3	Horizontal	3	2.62	-	55.79	31.80	7.82	30.58
PK	5.7826G	126.77	Inf	-Inf	9.45	3	Horizontal	3	2.62	-	117.32	32.17	7.89	30.61
PK	5.9266G	66.67	68.20	-1.53	9.88	3	Horizontal	3	2.62	-	56.79	32.55	7.96	30.63

Remark : Level (dBuV/m) = Raw(Read Level) + AF(Antenna Factor) + CL(Cable Loss) - PA(Preamp Factor)

802.11ac VHT20_Nss1,(MCS0)_2TX

5785MHz_TX

21/07/2020

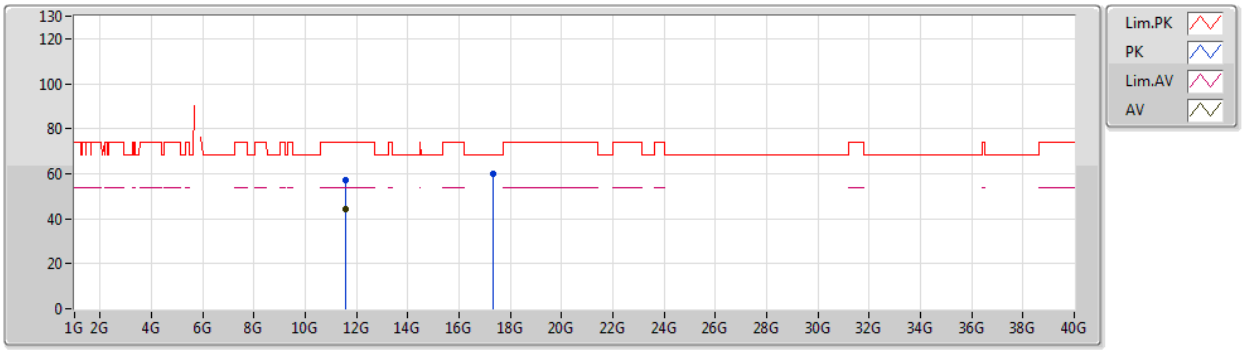

Type	Freq	Level	Limit	Margin	Factor	Dist	Condition	Azimuth	Height	Comment	Raw	AF	CL	PA
	(Hz)	(dBuV/m)	(dBuV/m)	(dB)	(dB)	(m)		(°)	(m)		(dBuV)	(dB)	(dB)	(dB)
AV	11.5706G	44.16	54.00	-9.84	18.44	3	Vertical	10	1.45	-	25.72	39.89	9.99	31.44
PK	11.5679G	57.32	74.00	-16.68	18.46	3	Vertical	10	1.45	-	38.86	39.90	9.99	31.43
PK	17.327G	59.95	68.20	-8.25	19.80	3	Vertical	244	1.85	-	40.15	40.52	11.60	32.32

Remark : Level (dBuV/m) = Raw(Read Level) + AF(Antenna Factor) + CL(Cable Loss) - PA(Preamp Factor)

802.11ac VHT20_Nss1,(MCS0)_2TX

5785MHz_TX

21/07/2020

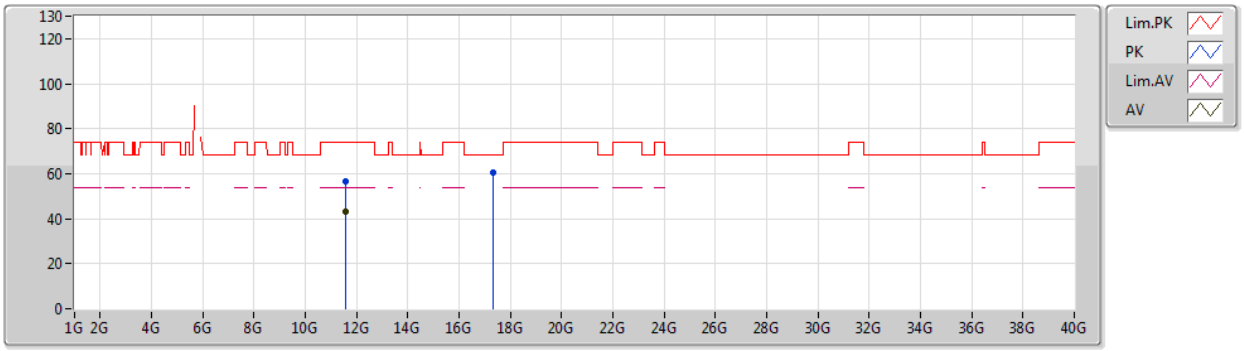

Type	Freq	Level	Limit	Margin	Factor	Dist	Condition	Azimuth	Height	Comment	Raw	AF	CL	PA
	(Hz)	(dBuV/m)	(dBuV/m)	(dB)	(dB)	(m)		(°)	(m)		(dBuV)	(dB)	(dB)	(dB)
AV	11.568G	43.14	54.00	-10.86	18.46	3	Horizontal	92	1.49	-	24.68	39.90	9.99	31.43
PK	11.5653G	56.84	74.00	-17.16	18.46	3	Horizontal	92	1.49	-	38.38	39.90	9.99	31.43
PK	17.3394G	60.61	68.20	-7.59	19.90	3	Horizontal	321	1.50	-	40.71	40.62	11.60	32.32

Remark : Level (dBuV/m) = Raw(Read Level) + AF(Antenna Factor) + CL(Cable Loss) - PA(Preamp Factor)