Annex A

WLAN 802.11b/g/n/ax Test Result

Model No.: APEX0574

Description Page

1. Power Spectral Density Measurement Test Result 2

2. Radiated Spurious Emission Measurement Test Result.....15

3. Radiated Restricted Band Edge Measurement Test Result 53

1. Power Spectral Density Measurement Test Result

Product	ACCESS POINT	Temperature	25°C
Test Engineer	Kevin Ker	Relative Humidity	54%
Test Site	SR2	Test Date	2020/01/13
Antenna Type	Omni Antenna (ANT-2x2-2005)	Test Item	Power Spectral Density

Test Mode	Data Rate/ MCS	Channel No.	Freq. (MHz)	Ant 0 AVGPSD (dBm / 10kHz)	Ant 1 AVGPSD (dBm / 10kHz)	Duty Cycle (%)	Total AVGPSD (dBm / 10kHz)	Limit (dBm / 3kHz)	Result
11b	1Mbps	1	2412	-3.09	-3.05	94.55	0.18	≤ 8.00	Pass
11b	1Mbps	6	2437	-2.75	-3.16	94.55	0.30	≤ 8.00	Pass
11b	1Mbps	11	2462	-3.15	-3.04	94.55	0.16	≤ 8.00	Pass
11g	6Mbps	1	2412	-10.43	-11.03	94.42	-7.46	≤ 8.00	Pass
11g	6Mbps	6	2437	-5.84	-5.59	94.42	-2.45	≤ 8.00	Pass
11g	6Mbps	11	2462	-11.91	-12.22	94.42	-8.80	≤ 8.00	Pass
11n-HT20	MCS0	1	2412	-9.65	-9.38	94.04	-6.24	≤ 8.00	Pass
11n-HT20	MCS0	6	2437	-5.60	-6.06	94.04	-2.55	≤ 8.00	Pass
11n-HT20	MCS0	11	2462	-13.11	-12.55	94.04	-9.54	≤ 8.00	Pass
11n-HT40	MCS0	3	2422	-13.92	-13.42	88.77	-10.14	≤ 8.00	Pass
11n-HT40	MCS0	6	2437	-11.39	-11.47	88.77	-7.90	≤ 8.00	Pass
11n-HT40	MCS0	9	2452	-15.94	-16.38	88.77	-12.63	≤ 8.00	Pass
11ax-HE20	MCS0	1	2412	-10.57	-10.52	97.35	-7.42	≤ 8.00	Pass
11ax-HE20	MCS0	6	2437	-6.01	-6.06	97.35	-2.91	≤ 8.00	Pass
11ax-HE20	MCS0	11	2462	-12.96	-13.47	97.35	-10.08	≤ 8.00	Pass
11ax-HE40	MCS0	3	2422	-14.07	-13.76	94.68	-10.66	≤ 8.00	Pass
11ax-HE40	MCS0	6	2437	-12.06	-11.90	94.68	-8.73	≤ 8.00	Pass
11ax-HE40	MCS0	9	2452	-17.86	-18.53	94.68	-14.93	≤ 8.00	Pass

Note 1: When EUT duty cycle ≥ 98%, Total AVGPSD = $10*\log \{10^{(\text{Ant 0 AVGPSD}/10)} + 10^{(\text{Ant 1 AVGPSD}/10)}\}$.

Note 2: When EUT duty cycle < 98%, Total AVGPSD = $10*\log \{10^{(\text{Ant 0 AVGPSD}/10)} + 10^{(\text{Ant 1 AVGPSD}/10)}\} + 10*\log (1/\text{duty cycle})$.

802.11b AVGPSD - Ant 0 / Ant 0 + 1	
Channel 01 (2412MHz)	**Channel 06 (2437MHz)**
	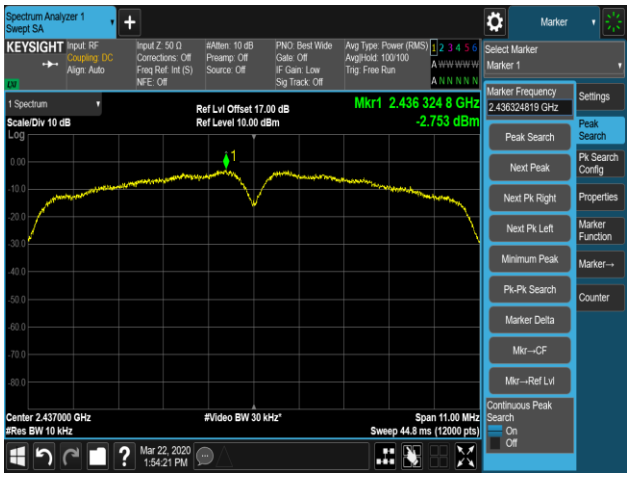
Channel 11 (2462MHz)	
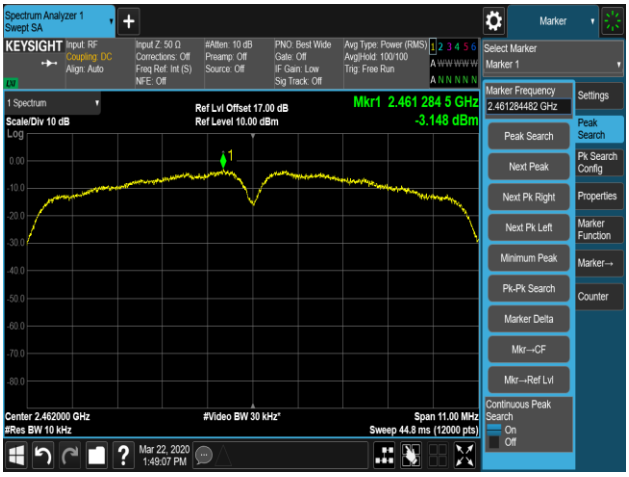	

802.11g AVGPSD - Ant 0 / Ant 0 + 1	
Channel 01 (2412MHz)	**Channel 06 (2437MHz)**
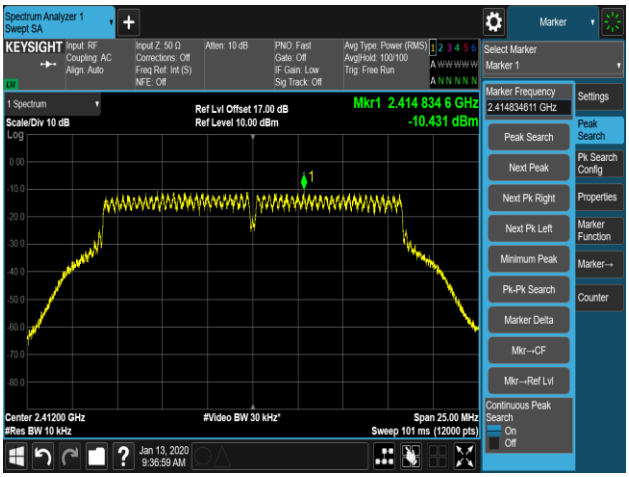	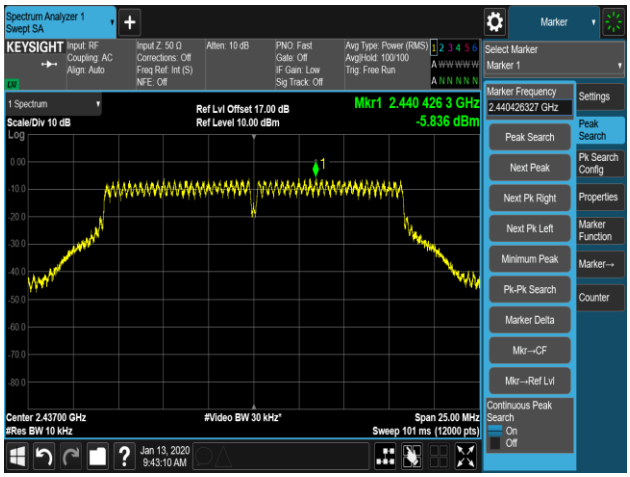
Channel 11 (2462MHz)	
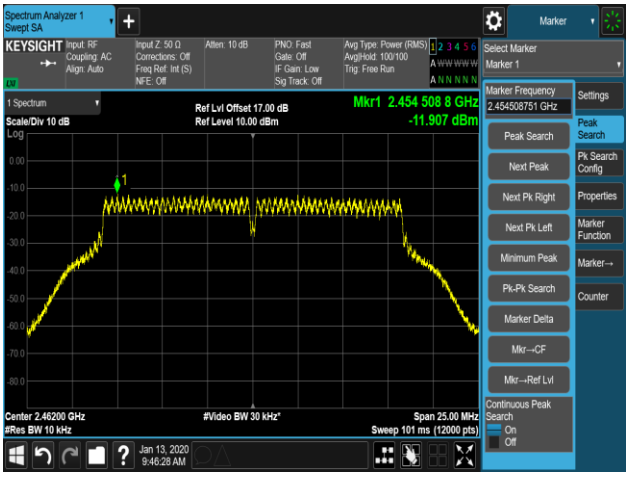	

802.11n-HT20 AVGPSD - Ant 0 / Ant 0 + 1	
Channel 01 (2412MHz)	**Channel 06 (2437MHz)**
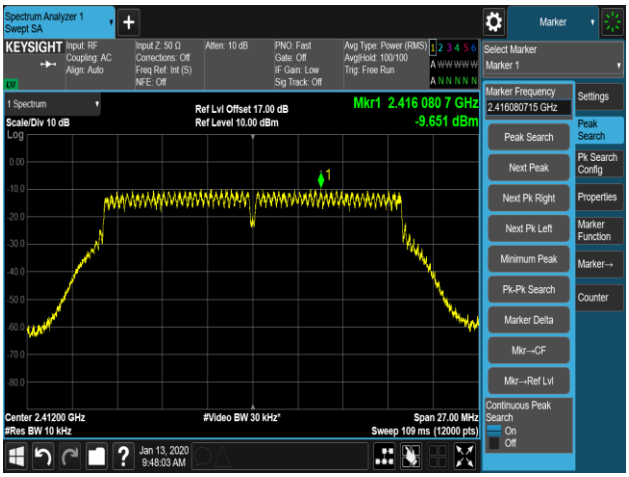	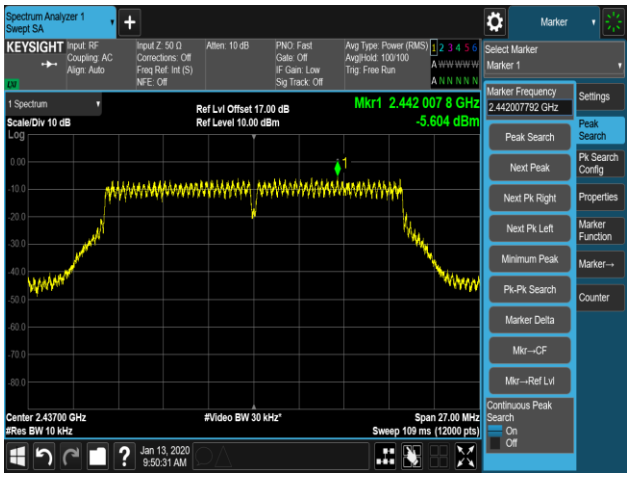
Channel 11 (2462MHz)	
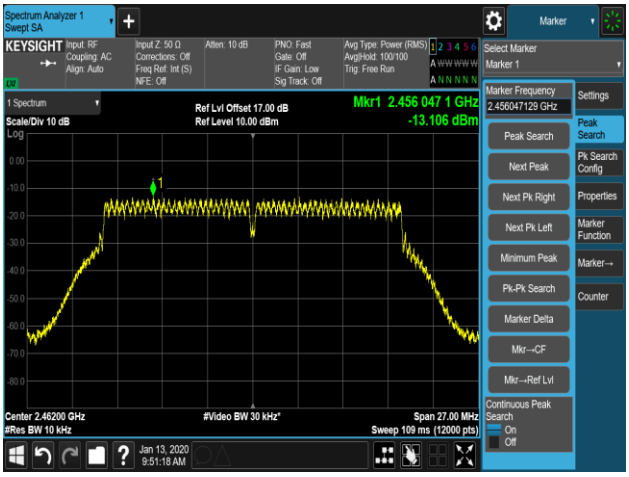	

802.11n-HT40 AVGPSD - Ant 0 / Ant 0 + 1	
Channel 03 (2422MHz)	**Channel 06 (2437MHz)**
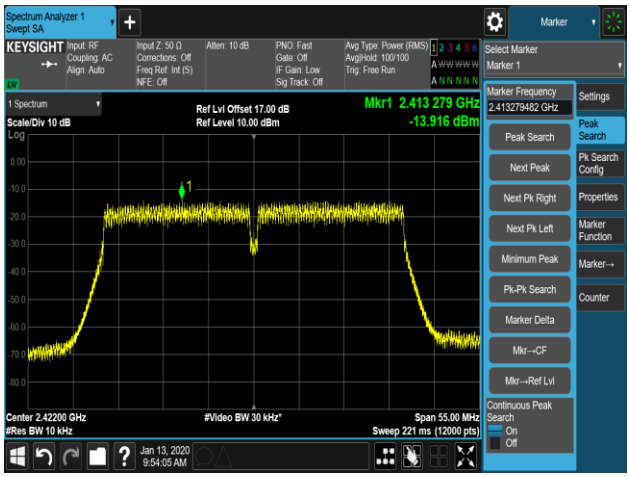	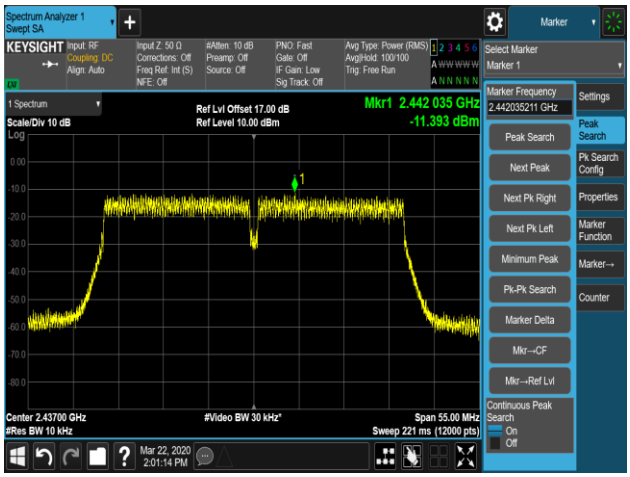
Channel 09 (2452MHz)	
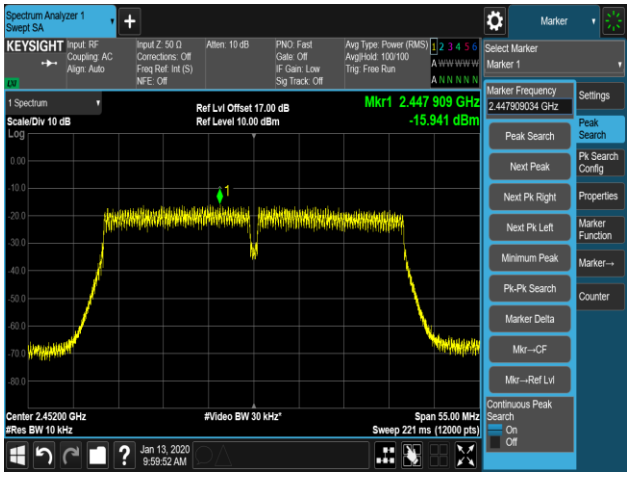	

802.11ax-HE20 AVGPSD - Ant 0 / Ant 0 + 1	
Channel 01 (2412MHz)	**Channel 06 (2437MHz)**
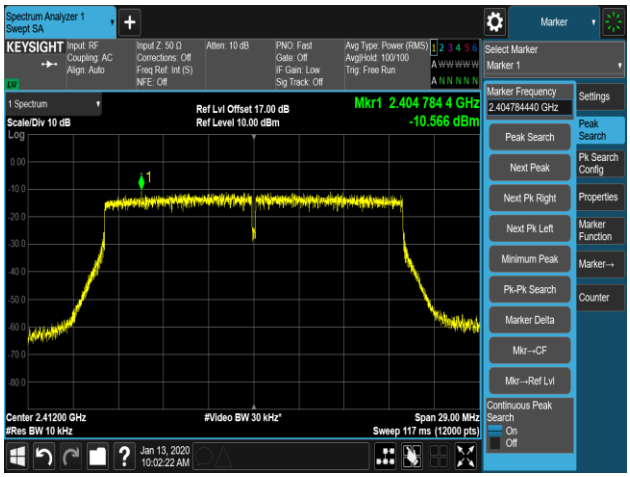	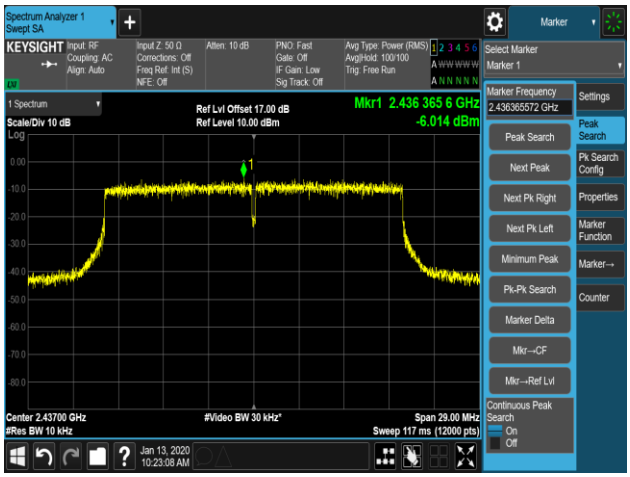
Channel 11 (2462MHz)	
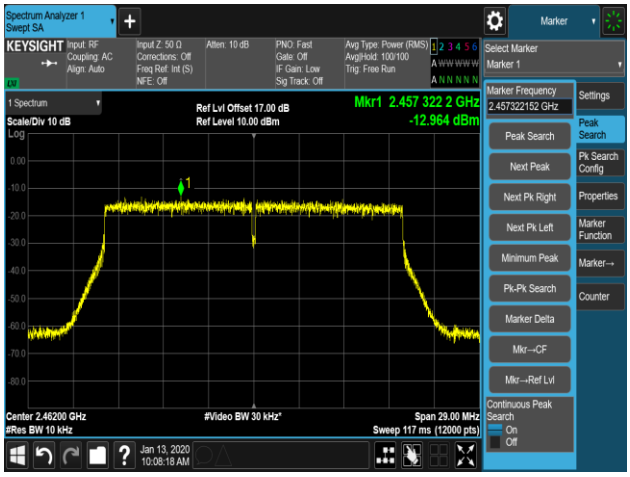	

802.11ax-HE40 AVGPSD - Ant 0 / Ant 0 + 1	
Channel 03 (2422MHz)	**Channel 06 (2437MHz)**
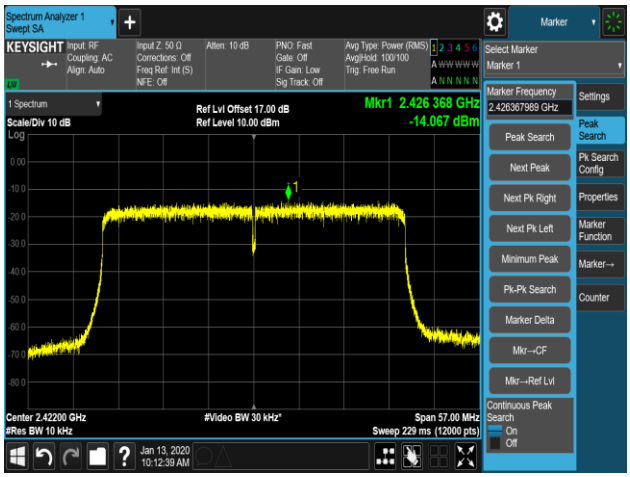	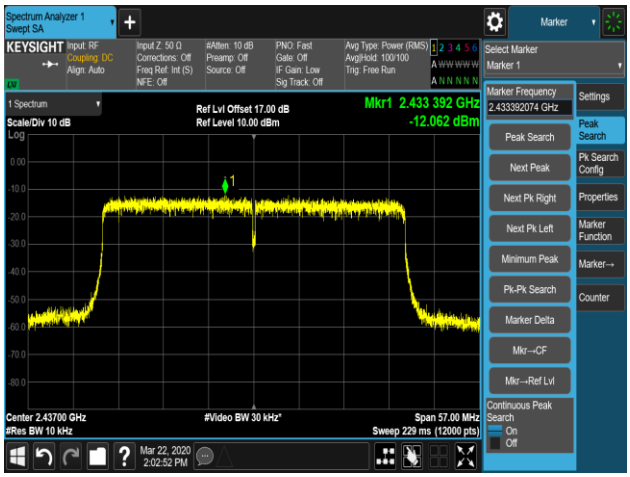
Channel 09 (2452MHz)	
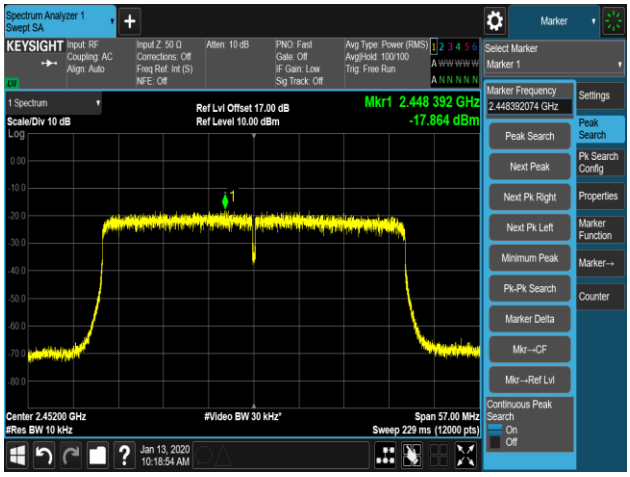	

802.11b AVGPSD - Ant 1 / Ant 0 + 1	
Channel 01 (2412MHz)	**Channel 06 (2437MHz)**
	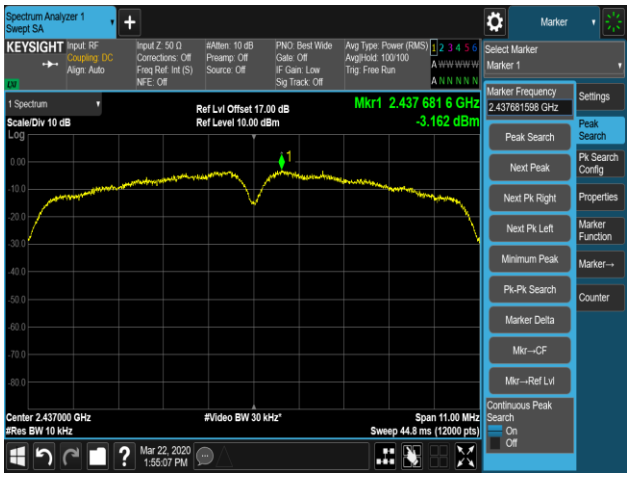
Channel 11 (2462MHz)	
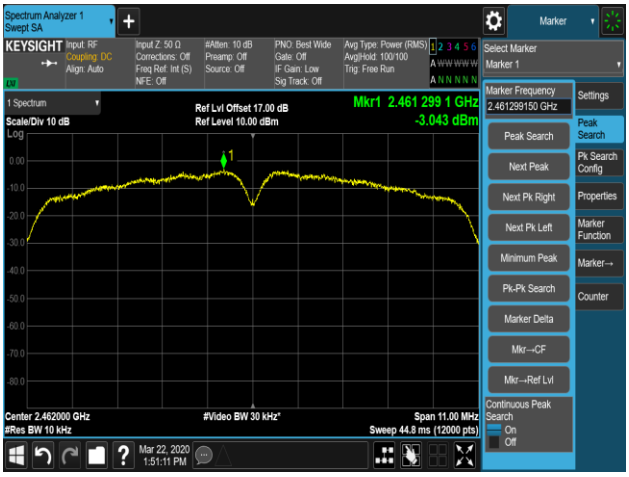	

802.11g AVGPSD - Ant 1 / Ant 0 + 1	
Channel 01 (2412MHz)	**Channel 06 (2437MHz)**
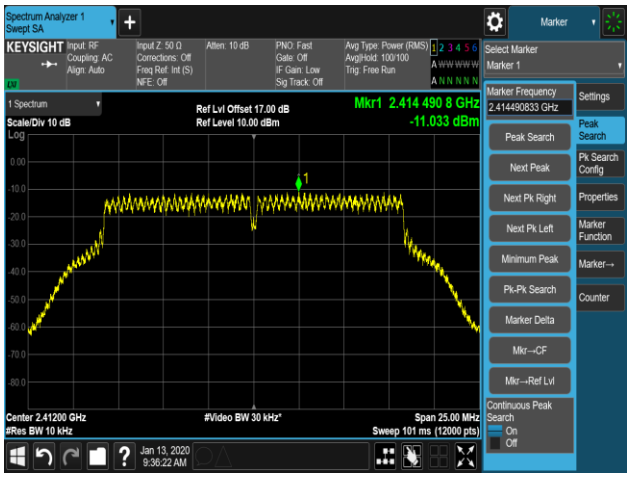	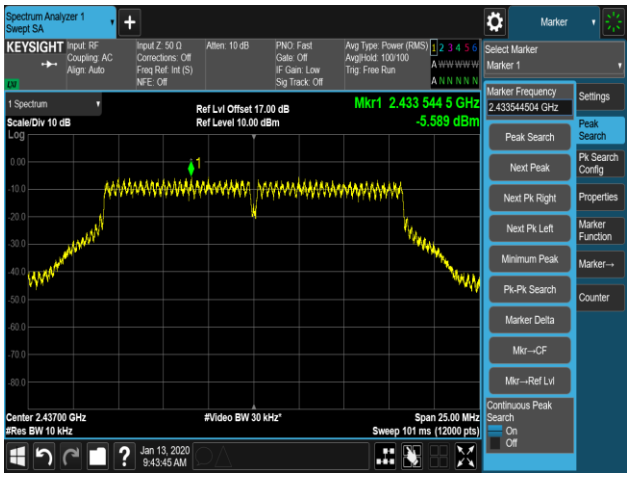
Channel 11 (2462MHz)	
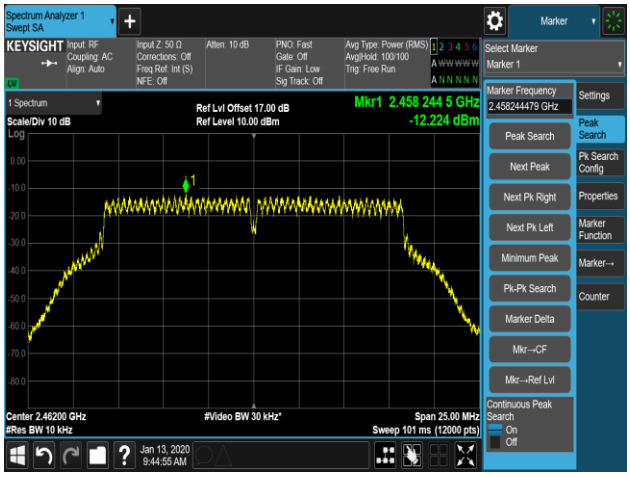	

802.11n-HT20 AVGPSD - Ant 1 / Ant 0 + 1	
Channel 01 (2412MHz)	**Channel 06 (2437MHz)**
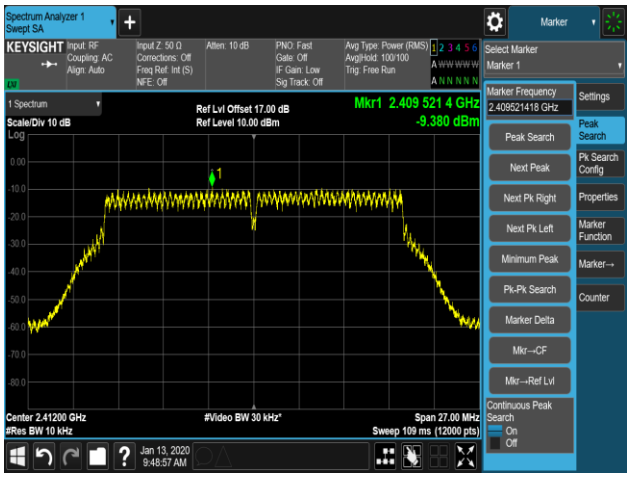	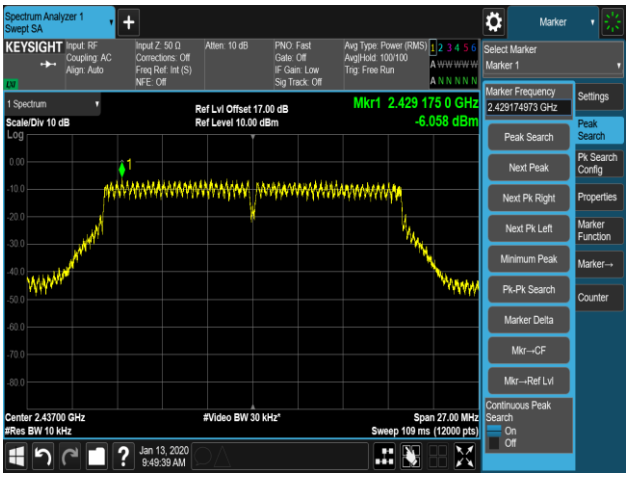
Channel 11 (2462MHz)	
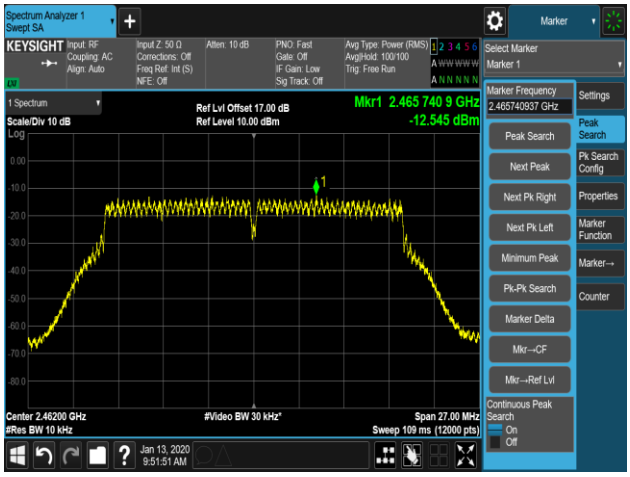	

802.11n-HT40 AVGPSD - Ant 1 / Ant 0 + 1	
Channel 03 (2422MHz)	**Channel 06 (2437MHz)**
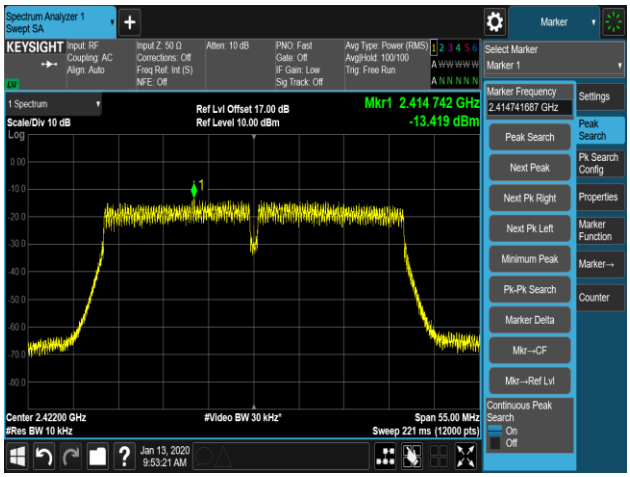	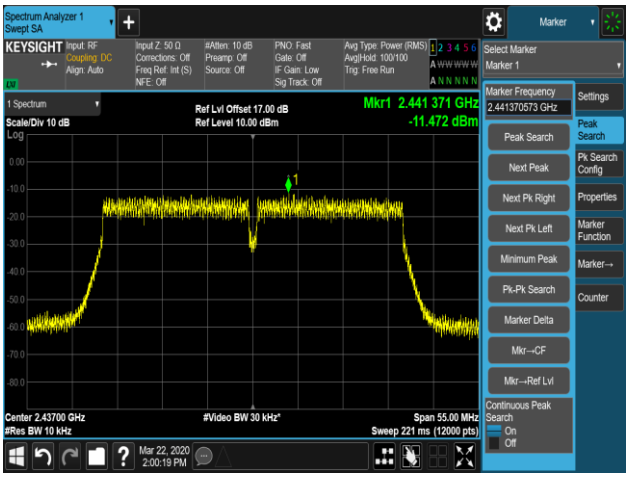
Channel 11 (2452MHz)	
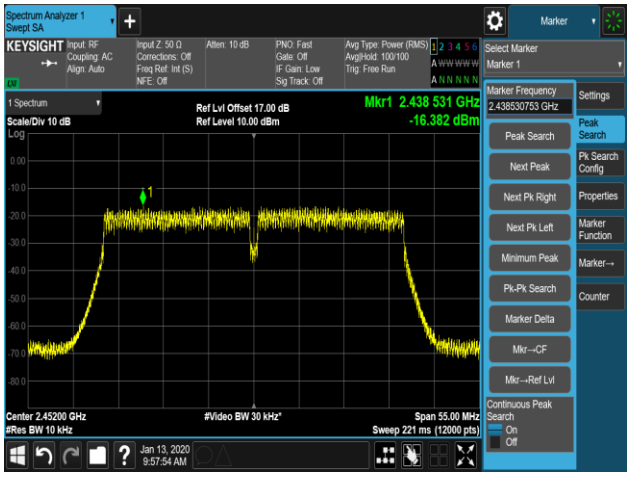	

802.11ax-HE20 AVGPSD - Ant 1 / Ant 0 + 1	
Channel 01 (2412MHz)	**Channel 06 (2437MHz)**
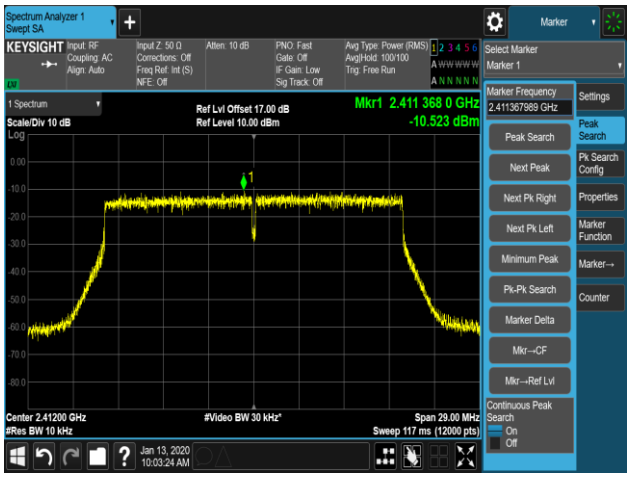	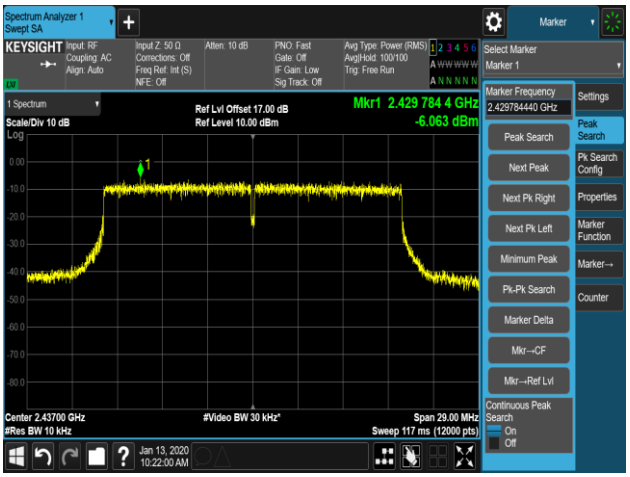
Channel 11 (2462MHz)	
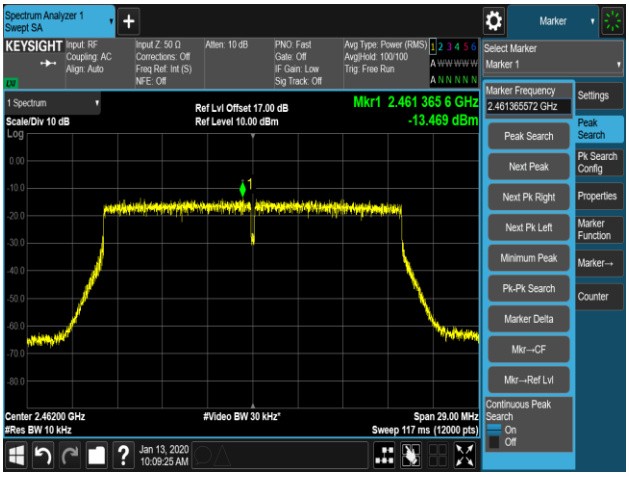	

802.11ax-HE40 AVGPSD - Ant 1 / Ant 0 + 1	
Channel 03 (2422MHz)	**Channel 06 (2437MHz)**
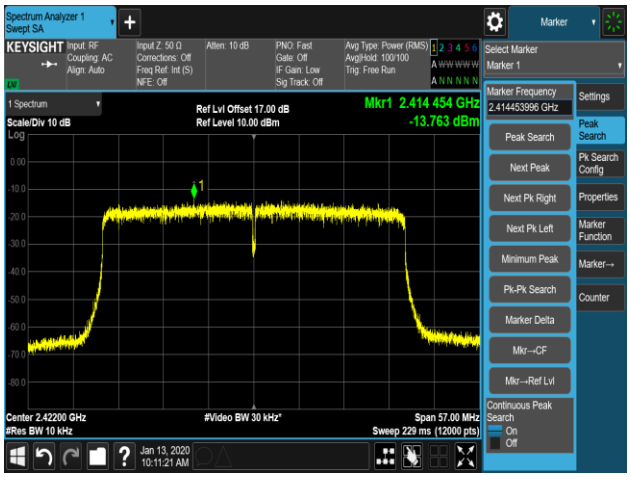	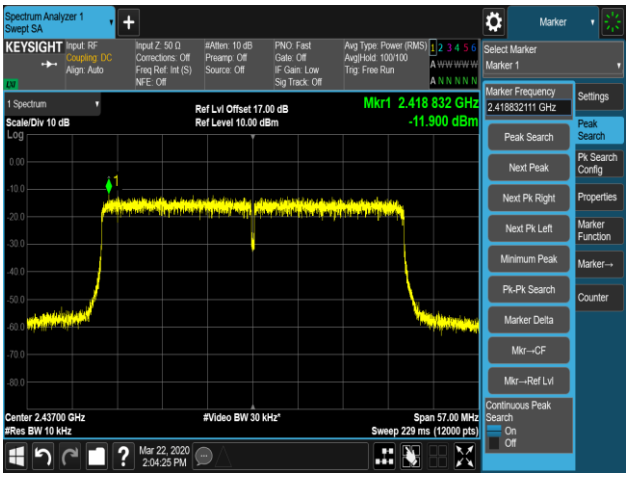
Channel 11 (2452MHz)	
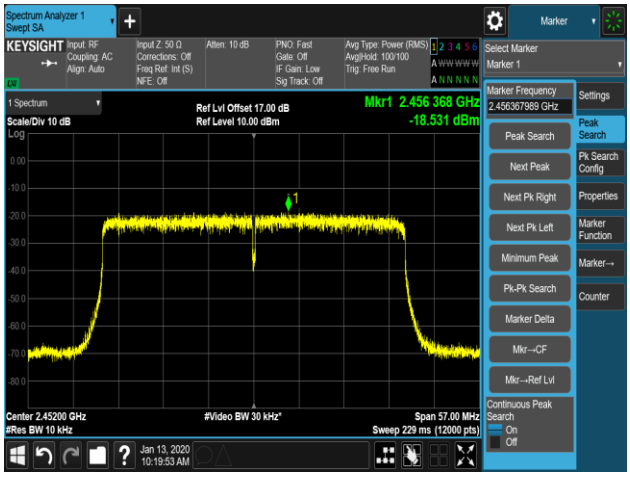	

2. Radiated Spurious Emission Measurement Test Result

Antenna Model: ANT-2x2-2005

Product	ACCESS POINT	Temperature	25°C
Test Engineer	Kevin Ker	Relative Humidity	54%
Test Site	AC1	Test Date	2020/03/06
Test Mode:	802.11b - Ant 0 + 1	Test Channel:	01
Remark:	1. Average measurement was not performed if peak level lower than average limit. 2. Other frequency was 20dB below limit line within 1-18GHz, there is not show in the report.		

Mark	Frequency (MHz)	Reading Level (dBμV)	Factor (dB)	Measure Level (dBμV/m)	Limit (dBμV/m)	Margin (dB)	Detector	Polarization
	4570.0	35.6	2.7	38.3	54.0	-15.7	Peak	Horizontal
*	7970.0	32.2	12.2	44.4	89.2	-44.8	Peak	Horizontal
*	10214.0	31.8	15.9	47.7	89.2	-41.5	Peak	Horizontal
	11531.5	32.7	18.0	50.7	54.0	-3.3	Peak	Horizontal
	4561.5	35.2	2.7	37.9	54.0	-16.1	Peak	Vertical
*	7188.0	32.9	11.0	43.9	89.2	-45.3	Peak	Vertical
*	10316.0	32.6	16.3	48.9	89.2	-40.3	Peak	Vertical
	11591.0	32.3	18.0	50.3	54.0	-3.7	Peak	Vertical

Note 1: "*" is not in restricted band, its limit is 30dBc of the fundamental emission level (119.2dBμV/m) or 15.209 which is higher.

Note 2: Measure Level (dBμV/m) = Reading Level (dBμV) + Factor (dB)

Factor (dB) = Cable Loss (dB) + Antenna Factor (dB/m) - Pre_Amplifier Gain (dB)

Product	ACCESS POINT	Temperature	25°C
Test Engineer	Kevin Ker	Relative Humidity	54%
Test Site	AC1	Test Date	2020/03/06
Test Mode:	802.11b - Ant 0 + 1	Test Channel:	06
Remark:	1. Average measurement was not performed if peak level lower than average limit. 2. Other frequency was 20dB below limit line within 1-18GHz, there is not show in the report.		

Mark	Frequency (MHz)	Reading Level (dBμV)	Factor (dB)	Measure Level (dBμV/m)	Limit (dBμV/m)	Margin (dB)	Detector	Polarization
	4536.0	36.3	2.6	38.9	54.0	-15.1	Peak	Horizontal
*	7239.0	33.5	11.1	44.6	89.8	-45.2	Peak	Horizontal
*	9704.0	33.3	14.3	47.6	89.8	-42.2	Peak	Horizontal
	11565.5	32.4	18.0	50.4	54.0	-3.6	Peak	Horizontal
	4663.5	36.3	2.9	39.2	54.0	-14.8	Peak	Vertical
*	7077.5	33.7	10.8	44.5	89.8	-45.3	Peak	Vertical
*	7970.0	33.0	12.2	45.2	89.8	-44.6	Peak	Vertical
	9126.0	33.9	13.7	47.6	54.0	-6.4	Peak	Vertical

Note 1: "*" is not in restricted band, its limit is 30dBc of the fundamental emission level (119.8dBμV/m) or 15.209 which is higher.

Note 2: Measure Level (dBμV/m) = Reading Level (dBμV) + Factor (dB)

Factor (dB) = Cable Loss (dB) + Antenna Factor (dB/m) - Pre_Amplifier Gain (dB)

Product	ACCESS POINT	Temperature	25°C
Test Engineer	Kevin Ker	Relative Humidity	54%
Test Site	AC1	Test Date	2020/03/06
Test Mode:	802.11b - Ant 0 + 1	Test Channel:	11
Remark:	1. Average measurement was not performed if peak level lower than average limit. 2. Other frequency was 20dB below limit line within 1-18GHz, there is not show in the report.		

Mark	Frequency (MHz)	Reading Level (dBμV)	Factor (dB)	Measure Level (dBμV/m)	Limit (dBμV/m)	Margin (dB)	Detector	Polarization
	4527.5	37.2	2.6	39.8	54.0	-14.2	Peak	Horizontal
*	6083.0	35.6	6.1	41.7	88.9	-47.2	Peak	Horizontal
*	6610.0	34.6	8.3	42.9	88.9	-46.0	Peak	Horizontal
	7256.0	34.5	11.2	45.7	54.0	-8.3	Peak	Horizontal
	4680.5	37.0	2.9	39.9	54.0	-14.1	Peak	Vertical
*	7060.5	34.1	10.7	44.8	88.9	-44.1	Peak	Vertical
*	8590.5	35.1	12.7	47.8	88.9	-41.1	Peak	Vertical
	10936.5	32.6	17.5	50.1	54.0	-3.9	Peak	Vertical

Note 1: "*" is not in restricted band, its limit is 30dBc of the fundamental emission level (118.9dBμV/m) or 15.209 which is higher.

Note 2: Measure Level (dBμV/m) = Reading Level (dBμV) + Factor (dB)

Factor (dB) = Cable Loss (dB) + Antenna Factor (dB/m) - Pre_Amplifier Gain (dB)

Product	ACCESS POINT	Temperature	25°C
Test Engineer	Kevin Ker	Relative Humidity	54%
Test Site	AC1	Test Date	2020/03/06
Test Mode:	802.11g - Ant 0 + 1	Test Channel:	01
Remark:	1. Average measurement was not performed if peak level lower than average limit. 2. Other frequency was 20dB below limit line within 1-18GHz, there is not show in the report.		

Mark	Frequency (MHz)	Reading Level (dBμV)	Factor (dB)	Measure Level (dBμV/m)	Limit (dBμV/m)	Margin (dB)	Detector	Polarization
	4680.5	37.3	2.9	40.2	54.0	-13.8	Peak	Horizontal
*	7086.0	34.3	10.8	45.1	86.5	-41.4	Peak	Horizontal
*	8004.0	32.4	12.2	44.6	86.5	-41.9	Peak	Horizontal
	11047.0	32.6	17.6	50.2	54.0	-3.8	Peak	Horizontal
	4561.5	36.9	2.7	39.6	54.0	-14.4	Peak	Vertical
*	7961.5	33.5	12.2	45.7	86.5	-40.8	Peak	Vertical
*	10205.5	32.4	15.9	48.3	86.5	-38.2	Peak	Vertical
	11591.0	33.0	18.0	51.0	54.0	-3.0	Peak	Vertical

Note 1: "*" is not in restricted band, its limit is 30dBc of the fundamental emission level (116.5dBμV/m) or 15.209 which is higher.

Note 2: Measure Level (dBμV/m) = Reading Level (dBμV) + Factor (dB)

Factor (dB) = Cable Loss (dB) + Antenna Factor (dB/m) - Pre_Amplifier Gain (dB)

Product	ACCESS POINT	Temperature	25°C
Test Engineer	Kevin Ker	Relative Humidity	54%
Test Site	AC1	Test Date	2020/03/06
Test Mode:	802.11g - Ant 0 + 1	Test Channel:	06
Remark:	1. Average measurement was not performed if peak level lower than average limit. 2. Other frequency was 20dB below limit line within 1-18GHz, there is not show in the report.		

Mark	Frequency (MHz)	Reading Level (dBμV)	Factor (dB)	Measure Level (dBμV/m)	Limit (dBμV/m)	Margin (dB)	Detector	Polarization
	4629.5	36.4	2.8	39.2	54.0	-14.8	Peak	Horizontal
*	7086.0	33.9	10.8	44.7	88.6	-43.9	Peak	Horizontal
*	8641.5	33.2	12.8	46.0	88.6	-42.6	Peak	Horizontal
	10877.0	32.4	17.4	49.8	54.0	-4.2	Peak	Horizontal
	4706.0	36.7	3.0	39.7	54.0	-14.3	Peak	Vertical
*	7978.5	32.4	12.2	44.6	88.6	-44.0	Peak	Vertical
*	9840.0	33.0	14.7	47.7	88.6	-40.9	Peak	Vertical
	11472.0	32.8	18.0	50.8	54.0	-3.2	Peak	Vertical

Note 1: "*" is not in restricted band, its limit is 30dBc of the fundamental emission level (118.6BμV/m) or 15.209 which is higher.

Note 2: Measure Level (dBμV/m) = Reading Level (dBμV) + Factor (dB)

Factor (dB) = Cable Loss (dB) + Antenna Factor (dB/m) - Pre_Amplifier Gain (dB)

Product	ACCESS POINT	Temperature	25°C
Test Engineer	Kevin Ker	Relative Humidity	54%
Test Site	AC1	Test Date	2020/03/06
Test Mode:	802.11g - Ant 0 + 1	Test Channel:	11
Remark:	1. Average measurement was not performed if peak level lower than average limit. 2. Other frequency was 20dB below limit line within 1-18GHz, there is not show in the report.		

Mark	Frequency (MHz)	Reading Level (dBμV)	Factor (dB)	Measure Level (dBμV/m)	Limit (dBμV/m)	Margin (dB)	Detector	Polarization
	4757.0	36.2	3.1	39.3	54.0	-14.7	Peak	Horizontal
*	7919.0	33.1	12.1	45.2	85.0	-39.8	Peak	Horizontal
*	10256.5	33.9	16.1	50.0	85.0	-35.0	Peak	Horizontal
	12279.5	34.0	17.8	51.8	54.0	-2.2	Peak	Horizontal
	4825.0	36.4	3.2	39.6	54.0	-14.4	Peak	Vertical
*	7094.5	34.0	10.8	44.8	85.0	-40.2	Peak	Vertical
*	9772.0	34.2	14.5	48.7	85.0	-36.3	Peak	Vertical
	11540.0	32.6	18.0	50.6	54.0	-3.4	Peak	Vertical

Note 1: "*" is not in restricted band, its limit is 30dBc of the fundamental emission level (115.0dBμV/m) or 15.209 which is higher.

Note 2: Measure Level (dBμV/m) = Reading Level (dBμV) + Factor (dB)

Factor (dB) = Cable Loss (dB) + Antenna Factor (dB/m) - Pre_Amplifier Gain (dB)

Product	ACCESS POINT	Temperature	24°C
Test Engineer	Kevin Ker	Relative Humidity	56%
Test Site	AC1	Test Date	2020/01/18
Test Mode:	802.11n-HT20 - Ant 0 + 1	Test Channel:	01
Remark:	1. Average measurement was not performed if peak level lower than average limit. 2. Other frequency was 20dB below limit line within 1-18GHz, there is not show in the report.		

Mark	Frequency (MHz)	Reading Level (dBμV)	Factor (dB)	Measure Level (dBμV/m)	Limit (dBμV/m)	Margin (dB)	Detector	Polarization
	4595.5	36.2	2.7	38.9	54.0	-15.1	Peak	Horizontal
*	7001.0	33.5	10.6	44.1	87.3	-43.2	Peak	Horizontal
*	9755.0	34.1	14.5	48.6	87.3	-38.7	Peak	Horizontal
	11727.0	33.4	17.9	51.3	54.0	-2.7	Peak	Horizontal
	4553.0	36.2	2.7	38.9	54.0	-15.1	Peak	Vertical
*	7043.5	33.2	10.7	43.9	87.3	-43.4	Peak	Vertical
*	8828.5	32.7	13.3	46.0	87.3	-41.3	Peak	Vertical
	11523.0	32.6	18.0	50.6	54.0	-3.4	Peak	Vertical

Note 1: "*" is not in restricted band, its limit is 30dBc of the fundamental emission level (117.3dBμV/m) or 15.209 which is higher.

Note 2: Measure Level (dBμV/m) = Reading Level (dBμV) + Factor (dB)

Factor (dB) = Cable Loss (dB) + Antenna Factor (dB/m) - Pre_Amplifier Gain (dB)

Product	ACCESS POINT	Temperature	24°C
Test Engineer	Kevin Ker	Relative Humidity	56%
Test Site	AC1	Test Date	2020/01/18
Test Mode:	802.11n-HT20 - Ant 0 + 1	Test Channel:	06
Remark:	1. Average measurement was not performed if peak level lower than average limit. 2. Other frequency was 20dB below limit line within 1-18GHz, there is not show in the report.		

Mark	Frequency (MHz)	Reading Level (dBμV)	Factor (dB)	Measure Level (dBμV/m)	Limit (dBμV/m)	Margin (dB)	Detector	Polarization
	4621.0	35.9	2.8	38.7	54.0	-15.3	Peak	Horizontal
*	7094.5	34.1	10.8	44.9	89.4	-44.5	Peak	Horizontal
*	9661.5	34.5	14.2	48.7	89.4	-40.7	Peak	Horizontal
	11540.0	33.1	18.0	51.1	54.0	-2.9	Peak	Horizontal
	4553.0	36.6	2.7	39.3	54.0	-14.7	Peak	Vertical
*	7094.5	33.9	10.8	44.7	89.4	-44.7	Peak	Vertical
*	10222.5	32.5	16.0	48.5	89.4	-40.9	Peak	Vertical
	11599.5	33.4	18.0	51.4	54.0	-2.6	Peak	Vertical

Note 1: "*" is not in restricted band, its limit is 30dBc of the fundamental emission level (119.4dBμV/m) or 15.209 which is higher.

Note 2: Measure Level (dBμV/m) = Reading Level (dBμV) + Factor (dB)

Factor (dB) = Cable Loss (dB) + Antenna Factor (dB/m) - Pre_Amplifier Gain (dB)

Product	ACCESS POINT	Temperature	24°C
Test Engineer	Kevin Ker	Relative Humidity	56%
Test Site	AC1	Test Date	2020/01/18
Test Mode:	802.11n-HT20 - Ant 0 + 1	Test Channel:	11
Remark:	1. Average measurement was not performed if peak level lower than average limit. 2. Other frequency was 20dB below limit line within 1-18GHz, there is not show in the report.		

Mark	Frequency (MHz)	Reading Level (dBμV)	Factor (dB)	Measure Level (dBμV/m)	Limit (dBμV/m)	Margin (dB)	Detector	Polarization
	4663.5	36.5	2.9	39.4	54.0	-14.6	Peak	Horizontal
*	7103.0	34.1	10.8	44.9	84.1	-39.2	Peak	Horizontal
*	7970.0	33.2	12.2	45.4	84.1	-38.7	Peak	Horizontal
	9092.0	34.2	13.8	48.0	54.0	-6.0	Peak	Horizontal
	4850.5	36.0	3.3	39.3	54.0	-14.7	Peak	Vertical
*	6720.5	35.6	9.0	44.6	84.1	-39.5	Peak	Vertical
*	10205.5	33.5	15.9	49.4	84.1	-34.7	Peak	Vertical
	11472.0	32.7	18.0	50.7	54.0	-3.3	Peak	Vertical

Note 1: "*" is not in restricted band, its limit is 30dBc of the fundamental emission level (114.1dBμV/m) or 15.209 which is higher.

Note 2: Measure Level (dBμV/m) = Reading Level (dBμV) + Factor (dB)

Factor (dB) = Cable Loss (dB) + Antenna Factor (dB/m) - Pre_Amplifier Gain (dB)

Product	ACCESS POINT	Temperature	24°C
Test Engineer	Kevin Ker	Relative Humidity	56%
Test Site	AC1	Test Date	2020/01/18
Test Mode:	802.11n-HT40 - Ant 0 + 1	Test Channel:	03
Remark:	1. Average measurement was not performed if peak level lower than average limit. 2. Other frequency was 20dB below limit line within 1-18GHz, there is not show in the report.		

Mark	Frequency (MHz)	Reading Level (dBμV)	Factor (dB)	Measure Level (dBμV/m)	Limit (dBμV/m)	Margin (dB)	Detector	Polarization
	4680.5	37.3	2.9	40.2	54.0	-13.8	Peak	Horizontal
*	7213.5	33.8	11.1	44.9	82.8	-37.9	Peak	Horizontal
*	9712.5	33.8	14.3	48.1	82.8	-34.7	Peak	Horizontal
	11565.5	33.4	18.0	51.4	54.0	-2.6	Peak	Horizontal
	4689.0	37.0	2.9	39.9	54.0	-14.1	Peak	Vertical
*	7137.0	34.3	10.9	45.2	82.8	-37.6	Peak	Vertical
*	7851.0	33.3	12.1	45.4	82.8	-37.4	Peak	Vertical
	10792.0	32.5	17.3	49.8	54.0	-4.2	Peak	Vertical

Note 1: "*" is not in restricted band, its limit is 30dBc of the fundamental emission level (112.8dBμV/m) or 15.209 which is higher.

Note 2: Measure Level (dBμV/m) = Reading Level (dBμV) + Factor (dB)

Factor (dB) = Cable Loss (dB) + Antenna Factor (dB/m) - Pre_Amplifier Gain (dB)

Product	ACCESS POINT	Temperature	24°C
Test Engineer	Kevin Ker	Relative Humidity	56%
Test Site	AC1	Test Date	2020/01/18
Test Mode:	802.11n-HT40 - Ant 0 + 1	Test Channel:	06
Remark:	1. Average measurement was not performed if peak level lower than average limit. 2. Other frequency was 20dB below limit line within 1-18GHz, there is not show in the report.		

Mark	Frequency (MHz)	Reading Level (dBμV)	Factor (dB)	Measure Level (dBμV/m)	Limit (dBμV/m)	Margin (dB)	Detector	Polarization
	4672.0	36.7	2.9	39.6	54.0	-14.4	Peak	Horizontal
*	7111.5	33.7	10.8	44.5	84.2	-39.7	Peak	Horizontal
*	9517.0	34.0	13.7	47.7	84.2	-36.5	Peak	Horizontal
	11548.5	32.8	18.0	50.8	54.0	-3.2	Peak	Horizontal
	4655.0	36.2	2.9	39.1	54.0	-14.9	Peak	Vertical
*	7188.0	33.7	11.0	44.7	84.2	-39.5	Peak	Vertical
*	9738.0	34.2	14.4	48.6	84.2	-35.6	Peak	Vertical
	11480.5	33.0	18.0	51.0	54.0	-3.0	Peak	Vertical

Note 1: "*" is not in restricted band, its limit is 30dBc of the fundamental emission level (114.2dBμV/m) or 15.209 which is higher.

Note 2: Measure Level (dBμV/m) = Reading Level (dBμV) + Factor (dB)

Factor (dB) = Cable Loss (dB) + Antenna Factor (dB/m) - Pre_Amplifier Gain (dB)

Product	ACCESS POINT	Temperature	24°C
Test Engineer	Kevin Ker	Relative Humidity	56%
Test Site	AC1	Test Date	2020/01/18
Test Mode:	802.11n-HT40 - Ant 0 + 1	Test Channel:	09
Remark:	1. Average measurement was not performed if peak level lower than average limit. 2. Other frequency was 20dB below limit line within 1-18GHz, there is not show in the report.		

Mark	Frequency (MHz)	Reading Level (dBμV)	Factor (dB)	Measure Level (dBμV/m)	Limit (dBμV/m)	Margin (dB)	Detector	Polarization
	4638.0	35.8	2.8	38.6	54.0	-15.4	Peak	Horizontal
*	7171.0	33.8	11.0	44.8	78.3	-33.5	Peak	Horizontal
*	10256.5	33.3	16.1	49.4	78.3	-28.9	Peak	Horizontal
	11599.5	33.4	18.0	51.4	54.0	-2.6	Peak	Horizontal
	4570.0	36.7	2.7	39.4	54.0	-14.6	Peak	Vertical
*	7009.5	33.6	10.6	44.2	78.3	-34.1	Peak	Vertical
*	9763.5	34.7	14.5	49.2	78.3	-29.1	Peak	Vertical
	11557.0	33.4	18.0	51.4	54.0	-2.6	Peak	Vertical

Note 1: "*" is not in restricted band, its limit is 30dBc of the fundamental emission level (108.3dBμV/m) or 15.209 which is higher.

Note 2: Measure Level (dBμV/m) = Reading Level (dBμV) + Factor (dB)

Factor (dB) = Cable Loss (dB) + Antenna Factor (dB/m) - Pre_Amplifier Gain (dB)

Product	ACCESS POINT	Temperature	24°C
Test Engineer	Kevin Ker	Relative Humidity	56%
Test Site	AC1	Test Date	2020/01/18
Test Mode:	802.11ax-HE20 - Ant 0 + 1	Test Channel:	01
Remark:	1. Average measurement was not performed if peak level lower than average limit. 2. Other frequency was 20dB below limit line within 1-18GHz, there is not show in the report.		

Mark	Frequency (MHz)	Reading Level (dBμV)	Factor (dB)	Measure Level (dBμV/m)	Limit (dBμV/m)	Margin (dB)	Detector	Polarization
	4587.0	35.7	2.7	38.4	54.0	-15.6	Peak	Horizontal
*	6958.5	34.2	10.4	44.6	88.4	-43.8	Peak	Horizontal
*	9704.0	33.9	14.3	48.2	88.4	-40.2	Peak	Horizontal
	11591.0	33.3	18.0	51.3	54.0	-2.7	Peak	Horizontal
	4570.0	37.0	2.7	39.7	54.0	-14.3	Peak	Vertical
*	7145.5	33.4	10.9	44.3	88.4	-44.1	Peak	Vertical
*	10188.5	32.4	15.9	48.3	88.4	-40.1	Peak	Vertical
	11523.0	33.7	18.0	51.7	54.0	-2.3	Peak	Vertical

Note 1: "*" is not in restricted band, its limit is 30dBc of the fundamental emission level (118.4dBμV/m) or 15.209 which is higher.

Note 2: Measure Level (dBμV/m) = Reading Level (dBμV) + Factor (dB)

Factor (dB) = Cable Loss (dB) + Antenna Factor (dB/m) - Pre_Amplifier Gain (dB)

Product	ACCESS POINT	Temperature	24°C
Test Engineer	Kevin Ker	Relative Humidity	56%
Test Site	AC1	Test Date	2020/01/18
Test Mode:	802.11ax-HE20 - Ant 0 + 1	Test Channel:	06
Remark:	1. Average measurement was not performed if peak level lower than average limit. 2. Other frequency was 20dB below limit line within 1-18GHz, there is not show in the report.		

Mark	Frequency (MHz)	Reading Level (dBμV)	Factor (dB)	Measure Level (dBμV/m)	Limit (dBμV/m)	Margin (dB)	Detector	Polarization
	4629.5	37.3	2.8	40.1	54.0	-13.9	Peak	Horizontal
*	7094.5	34.5	10.8	45.3	89.5	-44.2	Peak	Horizontal
*	9746.5	34.4	14.4	48.8	89.5	-40.7	Peak	Horizontal
	12194.5	35.2	17.8	53.0	54.0	-1.0	Peak	Horizontal
	4604.0	36.2	2.8	39.0	54.0	-15.0	Peak	Vertical
*	7961.5	33.4	12.2	45.6	89.5	-43.9	Peak	Vertical
*	9891.0	33.0	14.9	47.9	89.5	-41.6	Peak	Vertical
	11608.0	33.7	18.0	51.7	54.0	-2.3	Peak	Vertical

Note 1: "*" is not in restricted band, its limit is 30dBc of the fundamental emission level (119.5dBμV/m) or 15.209 which is higher.

Note 2: Measure Level (dBμV/m) = Reading Level (dBμV) + Factor (dB)

Factor (dB) = Cable Loss (dB) + Antenna Factor (dB/m) - Pre_Amplifier Gain (dB)

Product	ACCESS POINT	Temperature	24°C
Test Engineer	Kevin Ker	Relative Humidity	56%
Test Site	AC1	Test Date	2020/01/18
Test Mode:	802.11ax-HE20 - Ant 0 + 1	Test Channel:	11
Remark:	1. Average measurement was not performed if peak level lower than average limit. 2. Other frequency was 20dB below limit line within 1-18GHz, there is not show in the report.		

Mark	Frequency (MHz)	Reading Level (dBμV)	Factor (dB)	Measure Level (dBμV/m)	Limit (dBμV/m)	Margin (dB)	Detector	Polarization
	4757.0	34.6	3.1	37.7	54.0	-16.3	Peak	Horizontal
*	7987.0	33.1	12.2	45.3	86.9	-41.6	Peak	Horizontal
*	10214.0	32.2	15.9	48.1	86.9	-38.8	Peak	Horizontal
	11608.0	32.6	18.0	50.6	54.0	-3.4	Peak	Horizontal
	4663.5	35.1	2.9	38.0	54.0	-16.0	Peak	Vertical
*	7910.5	32.3	12.1	44.4	86.9	-42.5	Peak	Vertical
*	10248.0	31.7	16.1	47.8	86.9	-39.1	Peak	Vertical
	11480.5	33.2	18.0	51.2	54.0	-2.8	Peak	Vertical

Note 1: "*" is not in restricted band, its limit is 30dBc of the fundamental emission level (116.9dBμV/m) or 15.209 which is higher.

Note 2: Measure Level (dBμV/m) = Reading Level (dBμV) + Factor (dB)

Factor (dB) = Cable Loss (dB) + Antenna Factor (dB/m) - Pre_Amplifier Gain (dB)

Product	ACCESS POINT	Temperature	24°C
Test Engineer	Kevin Ker	Relative Humidity	56%
Test Site	AC1	Test Date	2020/01/18
Test Mode:	802.11ax-HE40 - Ant 0 + 1	Test Channel:	03
Remark:	1. Average measurement was not performed if peak level lower than average limit. 2. Other frequency was 20dB below limit line within 1-18GHz, there is not show in the report.		

Mark	Frequency (MHz)	Reading Level (dBμV)	Factor (dB)	Measure Level (dBμV/m)	Limit (dBμV/m)	Margin (dB)	Detector	Polarization
	4646.5	35.0	2.8	37.8	54.0	-16.2	Peak	Horizontal
*	7230.5	33.3	11.1	44.4	85.9	-41.5	Peak	Horizontal
*	9746.5	33.3	14.4	47.7	85.9	-38.2	Peak	Horizontal
	11047.0	32.0	17.6	49.6	54.0	-4.4	Peak	Horizontal
	4697.5	35.1	2.9	38.0	54.0	-16.0	Peak	Vertical
*	7239.0	32.8	11.1	43.9	85.9	-42.0	Peak	Vertical
*	9772.0	32.9	14.5	47.4	85.9	-38.5	Peak	Vertical
	11540.0	33.6	18.0	51.6	54.0	-2.4	Peak	Vertical

Note 1: "*" is not in restricted band, its limit is 30dBc of the fundamental emission level (115.9dBμV/m) or 15.209 which is higher.

Note 2: Measure Level (dBμV/m) = Reading Level (dBμV) + Factor (dB)

Factor (dB) = Cable Loss (dB) + Antenna Factor (dB/m) - Pre_Amplifier Gain (dB)

Product	ACCESS POINT	Temperature	24°C
Test Engineer	Kevin Ker	Relative Humidity	56%
Test Site	AC1	Test Date	2020/01/18
Test Mode:	802.11ax-HE40 - Ant 0 + 1	Test Channel:	06
Remark:	1. Average measurement was not performed if peak level lower than average limit. 2. Other frequency was 20dB below limit line within 1-18GHz, there is not show in the report.		

Mark	Frequency (MHz)	Reading Level (dBμV)	Factor (dB)	Measure Level (dBμV/m)	Limit (dBμV/m)	Margin (dB)	Detector	Polarization
	4680.5	35.7	2.9	38.6	54.0	-15.4	Peak	Horizontal
*	7205.0	33.0	11.1	44.1	87.4	-43.3	Peak	Horizontal
*	9517.0	33.7	13.7	47.4	87.4	-40.0	Peak	Horizontal
	12143.5	33.6	17.8	51.4	54.0	-2.6	Peak	Horizontal
	4638.0	36.0	2.8	38.8	54.0	-15.2	Peak	Vertical
*	7205.0	33.4	11.1	44.5	87.4	-42.9	Peak	Vertical
*	9721.0	33.5	14.3	47.8	87.4	-39.6	Peak	Vertical
	11531.5	32.1	18.0	50.1	54.0	-3.9	Peak	Vertical

Note 1: "*" is not in restricted band, its limit is 30dBc of the fundamental emission level (117.4dBμV/m) or 15.209 which is higher.

Note 2: Measure Level (dBμV/m) = Reading Level (dBμV) + Factor (dB)

Factor (dB) = Cable Loss (dB) + Antenna Factor (dB/m) - Pre_Amplifier Gain (dB)

Product	ACCESS POINT	Temperature	24°C
Test Engineer	Kevin Ker	Relative Humidity	56%
Test Site	AC1	Test Date	2020/01/18
Test Mode:	802.11ax-HE40 - Ant 0 + 1	Test Channel:	09
Remark:	1. Average measurement was not performed if peak level lower than average limit. 2. Other frequency was 20dB below limit line within 1-18GHz, there is not show in the report.		

Mark	Frequency (MHz)	Reading Level (dBμV)	Factor (dB)	Measure Level (dBμV/m)	Limit (dBμV/m)	Margin (dB)	Detector	Polarization
	4680.5	35.5	2.9	38.4	54.0	-15.6	Peak	Horizontal
*	7188.0	33.3	11.0	44.3	82.5	-38.2	Peak	Horizontal
*	10358.5	32.1	16.4	48.5	82.5	-34.0	Peak	Horizontal
	11599.5	33.1	18.0	51.1	54.0	-2.9	Peak	Horizontal
	4570.0	35.9	2.7	38.6	54.0	-15.4	Peak	Vertical
*	7970.0	32.4	12.2	44.6	82.5	-37.9	Peak	Vertical
*	9746.5	33.1	14.4	47.5	82.5	-35.0	Peak	Vertical
	11642.0	33.0	18.0	51.0	54.0	-3.0	Peak	Vertical

Note 1: "*" is not in restricted band, its limit is 30dBc of the fundamental emission level (112.5dBμV/m) or 15.209 which is higher.

Note 2: Measure Level (dBμV/m) = Reading Level (dBμV) + Factor (dB)

Factor (dB) = Cable Loss (dB) + Antenna Factor (dB/m) - Pre_Amplifier Gain (dB)

Antenna Model: ANT-2x2-2314

Product	ACCESS POINT	Temperature	25°C
Test Engineer	Kevin Ker	Relative Humidity	50%
Test Site	AC1	Test Date	2020/03/15
Test Mode:	802.11b - Ant 0 + 1	Test Channel:	01
Remark:	1. Average measurement was not performed if peak level lower than average limit. 2. Other frequency was 20dB below limit line within 1-18GHz, there is not show in the report.		

Mark	Frequency (MHz)	Reading Level (dBμV)	Factor (dB)	Measure Level (dBμV/m)	Limit (dBμV/m)	Margin (dB)	Detector	Polarization
	4646.5	37.6	2.8	40.4	54.0	-13.6	Peak	Horizontal
	4918.5	36.4	3.4	39.8	54.0	-14.2	Peak	Horizontal
*	5921.5	35.6	5.5	41.1	91.5	-50.4	Peak	Horizontal
*	6559.0	34.8	8.0	42.8	91.5	-48.7	Peak	Horizontal
	4808.0	37.0	3.2	40.2	54.0	-13.8	Peak	Vertical
	4927.0	36.2	3.4	39.6	54.0	-14.4	Peak	Vertical
*	5768.5	35.6	4.9	40.5	91.5	-51.0	Peak	Vertical
*	6193.5	35.2	6.5	41.7	91.5	-49.8	Peak	Vertical

Note 1: "*" is not in restricted band, its limit is 30dBc of the fundamental emission level (121.5dBμV/m) or 15.209 which is higher.

Note 2: Measure Level (dBμV/m) = Reading Level (dBμV) + Factor (dB)

Factor (dB) = Cable Loss (dB) + Antenna Factor (dB/m) - Pre_Amplifier Gain (dB)

Product	ACCESS POINT	Temperature	25°C
Test Engineer	Kevin Ker	Relative Humidity	50%
Test Site	AC1	Test Date	2020/03/15
Test Mode:	802.11b - Ant 0 + 1	Test Channel:	06
Remark:	1. Average measurement was not performed if peak level lower than average limit. 2. Other frequency was 20dB below limit line within 1-18GHz, there is not show in the report.		

Mark	Frequency (MHz)	Reading Level (dBμV)	Factor (dB)	Measure Level (dBμV/m)	Limit (dBμV/m)	Margin (dB)	Detector	Polarization
	4706.0	36.7	3.0	39.7	54.0	-14.3	Peak	Horizontal
	4927.0	36.3	3.4	39.7	54.0	-14.3	Peak	Horizontal
*	5760.0	35.4	4.9	40.3	91.8	-51.5	Peak	Horizontal
*	6550.5	34.3	8.0	42.3	91.8	-49.5	Peak	Horizontal
	4646.5	36.3	2.8	39.1	54.0	-14.9	Peak	Vertical
	5003.5	34.8	3.5	38.3	54.0	-15.7	Peak	Vertical
*	5811.0	35.2	5.1	40.3	91.8	-51.5	Peak	Vertical
*	6355.0	34.7	7.1	41.8	91.8	-50.0	Peak	Vertical

Note 1: "*" is not in restricted band, its limit is 30dBc of the fundamental emission level (121.8dBμV/m) or 15.209 which is higher.

Note 2: Measure Level (dBμV/m) = Reading Level (dBμV) + Factor (dB)

Factor (dB) = Cable Loss (dB) + Antenna Factor (dB/m) - Pre_Amplifier Gain (dB)

Product	ACCESS POINT	Temperature	25°C
Test Engineer	Kevin Ker	Relative Humidity	50%
Test Site	AC1	Test Date	2020/03/15
Test Mode:	802.11b - Ant 0 + 1	Test Channel:	11
Remark:	1. Average measurement was not performed if peak level lower than average limit. 2. Other frequency was 20dB below limit line within 1-18GHz, there is not show in the report.		

Mark	Frequency (MHz)	Reading Level (dBμV)	Factor (dB)	Measure Level (dBμV/m)	Limit (dBμV/m)	Margin (dB)	Detector	Polarization
	4655.0	36.7	2.9	39.6	54.0	-14.4	Peak	Horizontal
	4927.0	38.0	3.4	41.4	54.0	-12.6	Peak	Horizontal
*	6023.5	34.5	5.9	40.4	90.6	-50.2	Peak	Horizontal
*	6712.0	33.8	8.9	42.7	90.6	-47.9	Peak	Horizontal
	4774.0	36.8	3.1	39.9	54.0	-14.1	Peak	Vertical
	5037.5	36.8	3.6	40.4	54.0	-13.6	Peak	Vertical
*	5921.5	35.3	5.5	40.8	90.6	-49.8	Peak	Vertical
*	6737.5	34.0	9.1	43.1	90.6	-47.5	Peak	Vertical

Note 1: "*" is not in restricted band, its limit is 30dBc of the fundamental emission level (120.6dBμV/m) or 15.209 which is higher.

Note 2: Measure Level (dBμV/m) = Reading Level (dBμV) + Factor (dB)

Factor (dB) = Cable Loss (dB) + Antenna Factor (dB/m) - Pre_Amplifier Gain (dB)

Product	ACCESS POINT	Temperature	25°C
Test Engineer	Kevin Ker	Relative Humidity	50%
Test Site	AC1	Test Date	2020/03/15
Test Mode:	802.11g - Ant 0 + 1	Test Channel:	01
Remark:	1. Average measurement was not performed if peak level lower than average limit. 2. Other frequency was 20dB below limit line within 1-18GHz, there is not show in the report.		

Mark	Frequency (MHz)	Reading Level (dBμV)	Factor (dB)	Measure Level (dBμV/m)	Limit (dBμV/m)	Margin (dB)	Detector	Polarization
	4655.0	37.5	2.9	40.4	54.0	-13.6	Peak	Horizontal
	4910.0	36.1	3.4	39.5	54.0	-14.5	Peak	Horizontal
*	5709.0	34.9	4.7	39.6	90.0	-50.4	Peak	Horizontal
*	6499.5	35.9	7.7	43.6	90.0	-46.4	Peak	Horizontal
	4655.0	37.2	2.9	40.1	54.0	-13.9	Peak	Vertical
	4876.0	36.0	3.3	39.3	54.0	-14.7	Peak	Vertical
*	5887.5	35.1	5.4	40.5	90.0	-49.5	Peak	Vertical
*	6644.0	33.9	8.5	42.4	90.0	-47.6	Peak	Vertical

Note 1: "*" is not in restricted band, its limit is 30dBc of the fundamental emission level (120.0dBμV/m) or 15.209 which is higher.

Note 2: Measure Level (dBμV/m) = Reading Level (dBμV) + Factor (dB)

Factor (dB) = Cable Loss (dB) + Antenna Factor (dB/m) - Pre_Amplifier Gain (dB)

Product	ACCESS POINT	Temperature	25°C
Test Engineer	Kevin Ker	Relative Humidity	50%
Test Site	AC1	Test Date	2020/03/15
Test Mode:	802.11g - Ant 0 + 1	Test Channel:	06
Remark:	1. Average measurement was not performed if peak level lower than average limit. 2. Other frequency was 20dB below limit line within 1-18GHz, there is not show in the report.		

Mark	Frequency (MHz)	Reading Level (dBμV)	Factor (dB)	Measure Level (dBμV/m)	Limit (dBμV/m)	Margin (dB)	Detector	Polarization
	4782.5	36.2	3.1	39.3	54.0	-14.7	Peak	Horizontal
	4944.0	36.2	3.4	39.6	54.0	-14.4	Peak	Horizontal
*	6074.5	35.3	6.1	41.4	91.4	-50.0	Peak	Horizontal
*	6618.5	33.9	8.4	42.3	91.4	-49.1	Peak	Horizontal
	4774.0	37.1	3.1	40.2	54.0	-13.8	Peak	Vertical
	4927.0	36.5	3.4	39.9	54.0	-14.1	Peak	Vertical
*	5794.0	35.7	5.0	40.7	91.4	-50.7	Peak	Vertical
*	6389.0	35.1	7.3	42.4	91.4	-49.0	Peak	Vertical

Note 1: "*" is not in restricted band, its limit is 30dBc of the fundamental emission level (121.4BμV/m) or 15.209 which is higher.

Note 2: Measure Level (dBμV/m) = Reading Level (dBμV) + Factor (dB)

Factor (dB) = Cable Loss (dB) + Antenna Factor (dB/m) - Pre_Amplifier Gain (dB)

Product	ACCESS POINT	Temperature	25°C
Test Engineer	Kevin Ker	Relative Humidity	50%
Test Site	AC1	Test Date	2020/03/15
Test Mode:	802.11g - Ant 0 + 1	Test Channel:	11
Remark:	1. Average measurement was not performed if peak level lower than average limit. 2. Other frequency was 20dB below limit line within 1-18GHz, there is not show in the report.		

Mark	Frequency (MHz)	Reading Level (dBμV)	Factor (dB)	Measure Level (dBμV/m)	Limit (dBμV/m)	Margin (dB)	Detector	Polarization
	4646.5	36.8	2.8	39.6	54.0	-14.4	Peak	Horizontal
	4927.0	35.9	3.4	39.3	54.0	-14.7	Peak	Horizontal
*	6083.0	34.6	6.1	40.7	88.4	-47.7	Peak	Horizontal
*	6729.0	33.9	9.0	42.9	88.4	-45.5	Peak	Horizontal
	4808.0	36.9	3.2	40.1	54.0	-13.9	Peak	Vertical
	4986.5	35.9	3.5	39.4	54.0	-14.6	Peak	Vertical
*	5734.5	36.2	4.8	41.0	88.4	-47.4	Peak	Vertical
*	6431.5	34.1	7.4	41.5	88.4	-46.9	Peak	Vertical

Note 1: "*" is not in restricted band, its limit is 30dBc of the fundamental emission level (118.4dBμV/m) or 15.209 which is higher.

Note 2: Measure Level (dBμV/m) = Reading Level (dBμV) + Factor (dB)

Factor (dB) = Cable Loss (dB) + Antenna Factor (dB/m) - Pre_Amplifier Gain (dB)

Product	ACCESS POINT	Temperature	25°C
Test Engineer	Kevin Ker	Relative Humidity	50%
Test Site	AC1	Test Date	2020/03/15
Test Mode:	802.11n-HT20 - Ant 0 + 1	Test Channel:	01
Remark:	1. Average measurement was not performed if peak level lower than average limit. 2. Other frequency was 20dB below limit line within 1-18GHz, there is not show in the report.		

Mark	Frequency (MHz)	Reading Level (dBμV)	Factor (dB)	Measure Level (dBμV/m)	Limit (dBμV/m)	Margin (dB)	Detector	Polarization
	4638.0	36.9	2.8	39.7	54.0	-14.3	Peak	Horizontal
	5037.5	36.2	3.6	39.8	54.0	-14.2	Peak	Horizontal
*	6006.5	35.1	5.8	40.9	90.0	-49.1	Peak	Horizontal
*	6525.0	34.2	7.8	42.0	90.0	-48.0	Peak	Horizontal
	4646.5	36.7	2.8	39.5	54.0	-14.5	Peak	Vertical
	4927.0	36.2	3.4	39.6	54.0	-14.4	Peak	Vertical
*	5819.5	35.3	5.1	40.4	90.0	-49.6	Peak	Vertical
*	6440.0	33.8	7.5	41.3	90.0	-48.7	Peak	Vertical

Note 1: "*" is not in restricted band, its limit is 30dBc of the fundamental emission level (120.0dBμV/m) or 15.209 which is higher.

Note 2: Measure Level (dBμV/m) = Reading Level (dBμV) + Factor (dB)

Factor (dB) = Cable Loss (dB) + Antenna Factor (dB/m) - Pre_Amplifier Gain (dB)

Product	ACCESS POINT	Temperature	25°C
Test Engineer	Kevin Ker	Relative Humidity	50%
Test Site	AC1	Test Date	2020/03/15
Test Mode:	802.11n-HT20 - Ant 0 + 1	Test Channel:	06
Remark:	1. Average measurement was not performed if peak level lower than average limit. 2. Other frequency was 20dB below limit line within 1-18GHz, there is not show in the report.		

Mark	Frequency (MHz)	Reading Level (dBμV)	Factor (dB)	Measure Level (dBμV/m)	Limit (dBμV/m)	Margin (dB)	Detector	Polarization
	4765.5	35.8	3.1	38.9	54.0	-15.1	Peak	Horizontal
	4901.5	35.7	3.4	39.1	54.0	-14.9	Peak	Horizontal
*	6015.0	34.7	5.8	40.5	90.6	-50.1	Peak	Horizontal
*	6584.5	34.6	8.2	42.8	90.6	-47.8	Peak	Horizontal
	4646.5	37.0	2.8	39.8	54.0	-14.2	Peak	Vertical
	4944.0	35.5	3.4	38.9	54.0	-15.1	Peak	Vertical
*	5692.0	35.0	4.6	39.6	90.6	-51.0	Peak	Vertical
*	6329.5	34.2	7.0	41.2	90.6	-49.4	Peak	Vertical

Note 1: "*" is not in restricted band, its limit is 30dBc of the fundamental emission level (120.6dBμV/m) or 15.209 which is higher.

Note 2: Measure Level (dBμV/m) = Reading Level (dBμV) + Factor (dB)

Factor (dB) = Cable Loss (dB) + Antenna Factor (dB/m) - Pre_Amplifier Gain (dB)

Product	ACCESS POINT	Temperature	25°C
Test Engineer	Kevin Ker	Relative Humidity	50%
Test Site	AC1	Test Date	2020/03/15
Test Mode:	802.11n-HT20 - Ant 0 + 1	Test Channel:	11
Remark:	1. Average measurement was not performed if peak level lower than average limit. 2. Other frequency was 20dB below limit line within 1-18GHz, there is not show in the report.		

Mark	Frequency (MHz)	Reading Level (dBμV)	Factor (dB)	Measure Level (dBμV/m)	Limit (dBμV/m)	Margin (dB)	Detector	Polarization
	4621.0	36.7	2.8	39.5	54.0	-14.5	Peak	Horizontal
	4901.5	35.7	3.4	39.1	54.0	-14.9	Peak	Horizontal
*	5938.5	33.9	5.6	39.5	87.0	-47.5	Peak	Horizontal
*	6499.5	34.4	7.7	42.1	87.0	-44.9	Peak	Horizontal
	4646.5	36.4	2.8	39.2	54.0	-14.8	Peak	Vertical
	4927.0	35.7	3.4	39.1	54.0	-14.9	Peak	Vertical
*	5845.0	35.7	5.2	40.9	87.0	-46.1	Peak	Vertical
*	6848.0	33.7	9.7	43.4	87.0	-43.6	Peak	Vertical

Note 1: "*" is not in restricted band, its limit is 30dBc of the fundamental emission level (117.0dBμV/m) or 15.209 which is higher.

Note 2: Measure Level (dBμV/m) = Reading Level (dBμV) + Factor (dB)

Factor (dB) = Cable Loss (dB) + Antenna Factor (dB/m) - Pre_Amplifier Gain (dB)

Product	ACCESS POINT	Temperature	25°C
Test Engineer	Kevin Ker	Relative Humidity	50%
Test Site	AC1	Test Date	2020/03/15
Test Mode:	802.11n-HT40 - Ant 0 + 1	Test Channel:	03
Remark:	1. Average measurement was not performed if peak level lower than average limit. 2. Other frequency was 20dB below limit line within 1-18GHz, there is not show in the report.		

Mark	Frequency (MHz)	Reading Level (dBμV)	Factor (dB)	Measure Level (dBμV/m)	Limit (dBμV/m)	Margin (dB)	Detector	Polarization
	4774.0	35.6	3.1	38.7	54.0	-15.3	Peak	Horizontal
	4944.0	35.3	3.4	38.7	54.0	-15.3	Peak	Horizontal
*	5930.0	34.4	5.5	39.9	85.5	-45.6	Peak	Horizontal
*	6550.5	34.1	8.0	42.1	85.5	-43.4	Peak	Horizontal
	4663.5	36.9	2.9	39.8	54.0	-14.2	Peak	Vertical
	4944.0	35.8	3.4	39.2	54.0	-14.8	Peak	Vertical
*	5700.5	34.9	4.6	39.5	85.5	-46.0	Peak	Vertical
*	6414.5	33.1	7.4	40.5	85.5	-45.0	Peak	Vertical

Note 1: "*" is not in restricted band, its limit is 30dBc of the fundamental emission level (115.5dBμV/m) or 15.209 which is higher.

Note 2: Measure Level (dBμV/m) = Reading Level (dBμV) + Factor (dB)

Factor (dB) = Cable Loss (dB) + Antenna Factor (dB/m) - Pre_Amplifier Gain (dB)

Product	ACCESS POINT	Temperature	25°C
Test Engineer	Kevin Ker	Relative Humidity	50%
Test Site	AC1	Test Date	2020/03/15
Test Mode:	802.11n-HT40 - Ant 0 + 1	Test Channel:	06
Remark:	1. Average measurement was not performed if peak level lower than average limit. 2. Other frequency was 20dB below limit line within 1-18GHz, there is not show in the report.		

Mark	Frequency (MHz)	Reading Level (dBμV)	Factor (dB)	Measure Level (dBμV/m)	Limit (dBμV/m)	Margin (dB)	Detector	Polarization
	4621.0	36.5	2.8	39.3	54.0	-14.7	Peak	Horizontal
	4884.5	37.0	3.3	40.3	54.0	-13.7	Peak	Horizontal
*	5760.0	34.5	4.9	39.4	86.7	-47.3	Peak	Horizontal
*	6219.0	33.6	6.6	40.2	86.7	-46.5	Peak	Horizontal
	4706.0	36.4	3.0	39.4	54.0	-14.6	Peak	Vertical
	5046.0	36.5	3.6	40.1	54.0	-13.9	Peak	Vertical
*	5981.0	36.6	5.7	42.3	86.7	-44.4	Peak	Vertical
*	6550.5	35.1	8.0	43.1	86.7	-43.6	Peak	Vertical

Note 1: "*" is not in restricted band, its limit is 30dBc of the fundamental emission level (116.7dBμV/m) or 15.209 which is higher.

Note 2: Measure Level (dBμV/m) = Reading Level (dBμV) + Factor (dB)

Factor (dB) = Cable Loss (dB) + Antenna Factor (dB/m) - Pre_Amplifier Gain (dB)

Product	ACCESS POINT	Temperature	25°C
Test Engineer	Kevin Ker	Relative Humidity	50%
Test Site	AC1	Test Date	2020/03/15
Test Mode:	802.11n-HT40 - Ant 0 + 1	Test Channel:	09
Remark:	1. Average measurement was not performed if peak level lower than average limit. 2. Other frequency was 20dB below limit line within 1-18GHz, there is not show in the report.		

Mark	Frequency (MHz)	Reading Level (dBμV)	Factor (dB)	Measure Level (dBμV/m)	Limit (dBμV/m)	Margin (dB)	Detector	Polarization
	4663.5	36.8	2.9	39.7	54.0	-14.3	Peak	Horizontal
	4833.5	35.4	3.2	38.6	54.0	-15.4	Peak	Horizontal
*	6015.0	34.7	5.8	40.5	83.7	-43.2	Peak	Horizontal
*	6465.5	34.2	7.6	41.8	83.7	-41.9	Peak	Horizontal
	4706.0	36.5	3.0	39.5	54.0	-14.5	Peak	Vertical
	5012.0	35.9	3.6	39.5	54.0	-14.5	Peak	Vertical
*	5870.5	34.6	5.3	39.9	83.7	-43.8	Peak	Vertical
*	6355.0	34.4	7.1	41.5	83.7	-42.2	Peak	Vertical

Note 1: "*" is not in restricted band, its limit is 30dBc of the fundamental emission level (113.7dBμV/m) or 15.209 which is higher.

Note 2: Measure Level (dBμV/m) = Reading Level (dBμV) + Factor (dB)

Factor (dB) = Cable Loss (dB) + Antenna Factor (dB/m) - Pre_Amplifier Gain (dB)

Product	ACCESS POINT	Temperature	25°C
Test Engineer	Kevin Ker	Relative Humidity	50%
Test Site	AC1	Test Date	2020/03/15
Test Mode:	802.11ax-HE20 - Ant 0 + 1	Test Channel:	01
Remark:	1. Average measurement was not performed if peak level lower than average limit. 2. Other frequency was 20dB below limit line within 1-18GHz, there is not show in the report.		

Mark	Frequency (MHz)	Reading Level (dBμV)	Factor (dB)	Measure Level (dBμV/m)	Limit (dBμV/m)	Margin (dB)	Detector	Polarization
	4706.0	36.1	3.0	39.1	54.0	-14.9	Peak	Horizontal
	4927.0	35.5	3.4	38.9	54.0	-15.1	Peak	Horizontal
*	6091.5	35.1	6.1	41.2	89.9	-48.7	Peak	Horizontal
*	6559.0	33.7	8.0	41.7	89.9	-48.2	Peak	Horizontal
	4646.5	37.1	2.8	39.9	54.0	-14.1	Peak	Vertical
	5037.5	35.5	3.6	39.1	54.0	-14.9	Peak	Vertical
*	6108.5	35.1	6.2	41.3	89.9	-48.6	Peak	Vertical
*	6899.0	34.4	10.0	44.4	89.9	-45.5	Peak	Vertical

Note 1: "*" is not in restricted band, its limit is 30dBc of the fundamental emission level (119.9dBμV/m) or 15.209 which is higher.

Note 2: Measure Level (dBμV/m) = Reading Level (dBμV) + Factor (dB)

Factor (dB) = Cable Loss (dB) + Antenna Factor (dB/m) - Pre_Amplifier Gain (dB)

Product	ACCESS POINT	Temperature	25°C
Test Engineer	Kevin Ker	Relative Humidity	50%
Test Site	AC1	Test Date	2020/03/15
Test Mode:	802.11ax-HE20 - Ant 0 + 1	Test Channel:	06
Remark:	1. Average measurement was not performed if peak level lower than average limit. 2. Other frequency was 20dB below limit line within 1-18GHz, there is not show in the report.		

Mark	Frequency (MHz)	Reading Level (dBμV)	Factor (dB)	Measure Level (dBμV/m)	Limit (dBμV/m)	Margin (dB)	Detector	Polarization
	4799.5	36.8	3.1	39.9	54.0	-14.1	Peak	Horizontal
	4927.0	36.4	3.4	39.8	54.0	-14.2	Peak	Horizontal
*	5972.5	34.8	5.7	40.5	90.5	-50.0	Peak	Horizontal
*	6380.5	34.0	7.2	41.2	90.5	-49.3	Peak	Horizontal
	4689.0	36.8	2.9	39.7	54.0	-14.3	Peak	Vertical
	4910.0	37.4	3.4	40.8	54.0	-13.2	Peak	Vertical
*	6057.5	35.1	6.0	41.1	90.5	-49.4	Peak	Vertical
*	6848.0	34.5	9.7	44.2	90.5	-46.3	Peak	Vertical

Note 1: "*" is not in restricted band, its limit is 30dBc of the fundamental emission level (120.5dBμV/m) or 15.209 which is higher.

Note 2: Measure Level (dBμV/m) = Reading Level (dBμV) + Factor (dB)

Factor (dB) = Cable Loss (dB) + Antenna Factor (dB/m) - Pre_Amplifier Gain (dB)

Product	ACCESS POINT	Temperature	25°C
Test Engineer	Kevin Ker	Relative Humidity	50%
Test Site	AC1	Test Date	2020/03/15
Test Mode:	802.11ax-HE20 - Ant 0 + 1	Test Channel:	11
Remark:	1. Average measurement was not performed if peak level lower than average limit. 2. Other frequency was 20dB below limit line within 1-18GHz, there is not show in the report.		

Mark	Frequency (MHz)	Reading Level (dBμV)	Factor (dB)	Measure Level (dBμV/m)	Limit (dBμV/m)	Margin (dB)	Detector	Polarization
	4672.0	37.3	2.9	40.2	54.0	-13.8	Peak	Horizontal
	4978.0	35.6	3.5	39.1	54.0	-14.9	Peak	Horizontal
*	5785.5	35.3	5.0	40.3	88.8	-48.5	Peak	Horizontal
*	6295.5	34.2	6.9	41.1	88.8	-47.7	Peak	Horizontal
	4655.0	36.2	2.9	39.1	54.0	-14.9	Peak	Vertical
	5020.5	35.4	3.6	39.0	54.0	-15.0	Peak	Vertical
*	5802.5	35.7	5.0	40.7	88.8	-48.1	Peak	Vertical
*	6329.5	34.4	7.0	41.4	88.8	-47.4	Peak	Vertical

Note 1: "*" is not in restricted band, its limit is 30dBc of the fundamental emission level (118.8dBμV/m) or 15.209 which is higher.

Note 2: Measure Level (dBμV/m) = Reading Level (dBμV) + Factor (dB)

Factor (dB) = Cable Loss (dB) + Antenna Factor (dB/m) - Pre_Amplifier Gain (dB)

Product	ACCESS POINT	Temperature	25°C
Test Engineer	Kevin Ker	Relative Humidity	50%
Test Site	AC1	Test Date	2020/03/15
Test Mode:	802.11ax-HE40 - Ant 0 + 1	Test Channel:	03
Remark:	1. Average measurement was not performed if peak level lower than average limit. 2. Other frequency was 20dB below limit line within 1-18GHz, there is not show in the report.		

Mark	Frequency (MHz)	Reading Level (dBμV)	Factor (dB)	Measure Level (dBμV/m)	Limit (dBμV/m)	Margin (dB)	Detector	Polarization
	4697.5	36.6	2.9	39.5	54.0	-14.5	Peak	Horizontal
	4927.0	35.7	3.4	39.1	54.0	-14.9	Peak	Horizontal
*	5998.0	34.2	5.8	40.0	88.3	-48.3	Peak	Horizontal
*	6559.0	33.6	8.0	41.6	88.3	-46.7	Peak	Horizontal
	4765.5	36.7	3.1	39.8	54.0	-14.2	Peak	Vertical
	4901.5	35.4	3.4	38.8	54.0	-15.2	Peak	Vertical
*	5938.5	34.8	5.6	40.4	88.3	-47.9	Peak	Vertical
*	7060.5	34.3	10.7	45.0	88.3	-43.3	Peak	Vertical

Note 1: "*" is not in restricted band, its limit is 30dBc of the fundamental emission level (118.3dBμV/m) or 15.209 which is higher.

Note 2: Measure Level (dBμV/m) = Reading Level (dBμV) + Factor (dB)

Factor (dB) = Cable Loss (dB) + Antenna Factor (dB/m) - Pre_Amplifier Gain (dB)

Product	ACCESS POINT	Temperature	25°C
Test Engineer	Kevin Ker	Relative Humidity	50%
Test Site	AC1	Test Date	2020/03/15
Test Mode:	802.11ax-HE40 - Ant 0 + 1	Test Channel:	06
Remark:	1. Average measurement was not performed if peak level lower than average limit. 2. Other frequency was 20dB below limit line within 1-18GHz, there is not show in the report.		

Mark	Frequency (MHz)	Reading Level (dBμV)	Factor (dB)	Measure Level (dBμV/m)	Limit (dBμV/m)	Margin (dB)	Detector	Polarization
	4765.5	37.0	3.1	40.1	54.0	-13.9	Peak	Horizontal
	4918.5	37.0	3.4	40.4	54.0	-13.6	Peak	Horizontal
*	5828.0	35.4	5.1	40.5	89.4	-48.9	Peak	Horizontal
*	6899.0	33.0	10.0	43.0	89.4	-46.4	Peak	Horizontal
	4646.5	36.7	2.8	39.5	54.0	-14.5	Peak	Vertical
	4893.0	37.5	3.3	40.8	54.0	-13.2	Peak	Vertical
*	6032.0	35.3	5.9	41.2	89.4	-48.2	Peak	Vertical
*	6431.5	34.2	7.4	41.6	89.4	-47.8	Peak	Vertical

Note 1: "*" is not in restricted band, its limit is 30dBc of the fundamental emission level (119.4dBμV/m) or 15.209 which is higher.

Note 2: Measure Level (dBμV/m) = Reading Level (dBμV) + Factor (dB)

Factor (dB) = Cable Loss (dB) + Antenna Factor (dB/m) - Pre_Amplifier Gain (dB)

Product	ACCESS POINT	Temperature	25°C
Test Engineer	Kevin Ker	Relative Humidity	50%
Test Site	AC1	Test Date	2020/03/15
Test Mode:	802.11ax-HE40 - Ant 0 + 1	Test Channel:	09
Remark:	1. Average measurement was not performed if peak level lower than average limit. 2. Other frequency was 20dB below limit line within 1-18GHz, there is not show in the report.		

Mark	Frequency (MHz)	Reading Level (dBμV)	Factor (dB)	Measure Level (dBμV/m)	Limit (dBμV/m)	Margin (dB)	Detector	Polarization
	4697.5	37.5	2.9	40.4	54.0	-13.6	Peak	Horizontal
	4986.5	36.5	3.5	40.0	54.0	-14.0	Peak	Horizontal
*	5972.5	34.5	5.7	40.2	84.7	-44.5	Peak	Horizontal
*	6474.0	34.3	7.6	41.9	84.7	-42.8	Peak	Horizontal
	4757.0	35.9	3.1	39.0	54.0	-15.0	Peak	Vertical
	4944.0	35.2	3.4	38.6	54.0	-15.4	Peak	Vertical
*	5879.0	35.1	5.3	40.4	84.7	-44.3	Peak	Vertical
*	6372.0	33.3	7.2	40.5	84.7	-44.2	Peak	Vertical

Note 1: "*" is not in restricted band, its limit is 30dBc of the fundamental emission level (114.7dBμV/m) or 15.209 which is higher.

Note 2: Measure Level (dBμV/m) = Reading Level (dBμV) + Factor (dB)

Factor (dB) = Cable Loss (dB) + Antenna Factor (dB/m) - Pre_Amplifier Gain (dB)

The Worst Case of Radiated Emission below 1GHz:

Site: AC1	Time: 2020/03/20 - 15:50
Limit: FCC_Part15.209_RSE(3m)	Engineer: Buter Shi
Probe: VULB 9162 30MHz-8GHz_2019	Polarity: Horizontal
EUT: ACCESS POINT	Power: By PoE
Note: There is the worst case within frequency range 30MHz~1GHz. 2.4G	

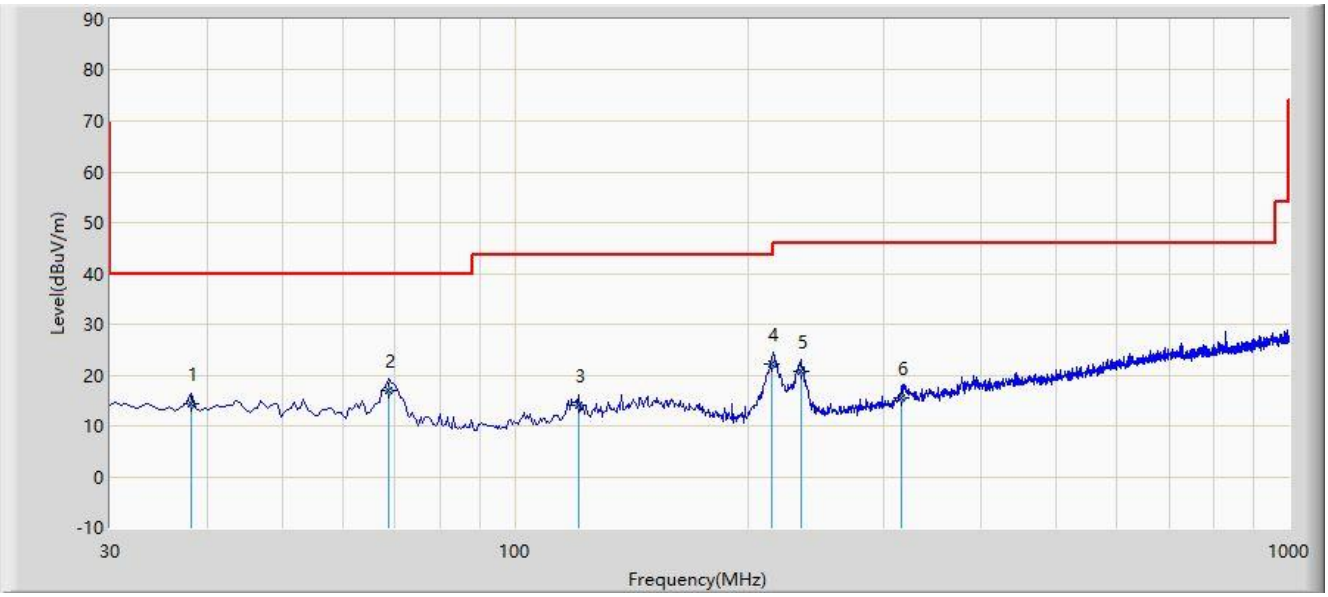

No	Flag	Mark	Frequency (MHz)	Measure Level (dBuV/m)	Reading Level (dBuV)	Margin (dB)	Limit (dBuV/m)	Factor (dB)	Type
1			38.245	14.353	-5.732	-25.647	40.000	20.085	QP
2			68.780	17.085	0.168	-22.915	40.000	16.917	QP
3			120.695	13.982	-2.897	-29.518	43.500	16.878	QP
4		*	215.159	22.266	3.452	-21.234	43.500	18.815	QP
5			234.087	20.793	0.791	-25.207	46.000	20.002	QP
6			316.150	15.410	-6.646	-30.590	46.000	22.056	QP

Note 1: Measure Level (dBμV/m) = Reading Level (dBμV) + Factor (dB)

Factor (dB) = Cable Loss (dB) + Antenna Factor (dB/m)

Note 2: The test trace is same as the ambient noise and the amplitude of the emissions are attenuated more than 20dB below the permissible (the test frequency range: 9kHz ~ 30MHz, 18GHz ~ 25GHz), therefore no data appear in the report.

Site: AC1	Time: 2020/03/20 - 15:53
Limit: FCC_Part15.209_RSE(3m)	Engineer: Buter Shi
Probe: VULB 9162 30MHz-8GHz_2019	Polarity: Vertical
EUT: ACCESS POINT	Power: By PoE
Note: There is the worst case within frequency range 30MHz~1GHz. 2.4G	

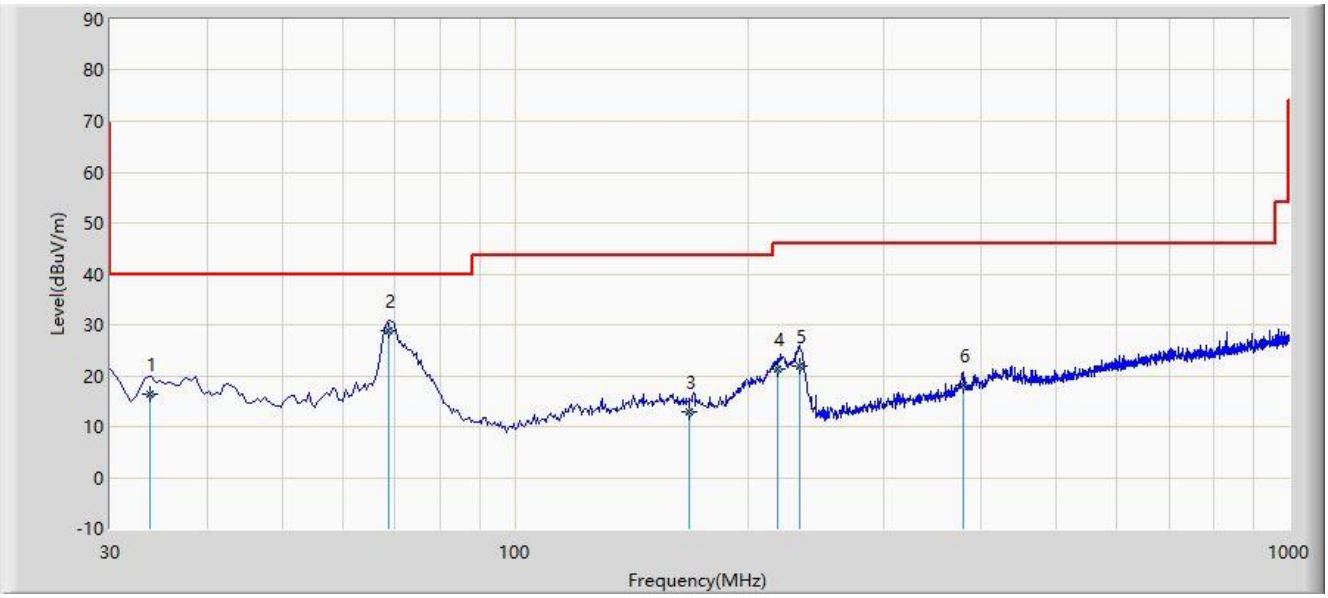

No	Flag	Mark	Frequency (MHz)	Measure Level (dBuV/m)	Reading Level (dBuV)	Margin (dB)	Limit (dBuV/m)	Factor (dB)	Type
1			33.751	16.383	-2.378	-23.617	40.000	18.760	QP
2		*	68.752	28.833	11.906	-11.167	40.000	16.928	QP
3			168.214	12.919	-3.390	-30.581	43.500	16.309	QP
4			218.109	21.186	2.243	-24.814	46.000	18.943	QP
5			233.140	21.840	1.870	-24.160	46.000	19.970	QP
6			379.105	18.157	-5.698	-27.843	46.000	23.855	QP

Note 1: Measure Level (dBμV/m) = Reading Level (dBμV) + Factor (dB)

Factor (dB) = Cable Loss (dB) + Antenna Factor (dB/m)

Note 2: The test trace is same as the ambient noise and the amplitude of the emissions are attenuated more than 20dB below the permissible (the test frequency range: 9kHz ~ 30MHz, 18GHz ~ 25GHz), therefore no data appear in the report.

3. Radiated Restricted Band Edge Measurement Test Result

Antenna Model: ANT-2x2-2005

Site: AC1	Time: 2020/03/06 - 01:11
Limit: FCC_Part 15.209_RE(3m)	Engineer: Kevin Ker
Probe: BBHA 9120D_1-18GHz_2019	Polarity: Horizontal
EUT: ACCESS POINT	Power: By PoE
Test Mode: Transmit by 802.11b at Channel 2412MHz	

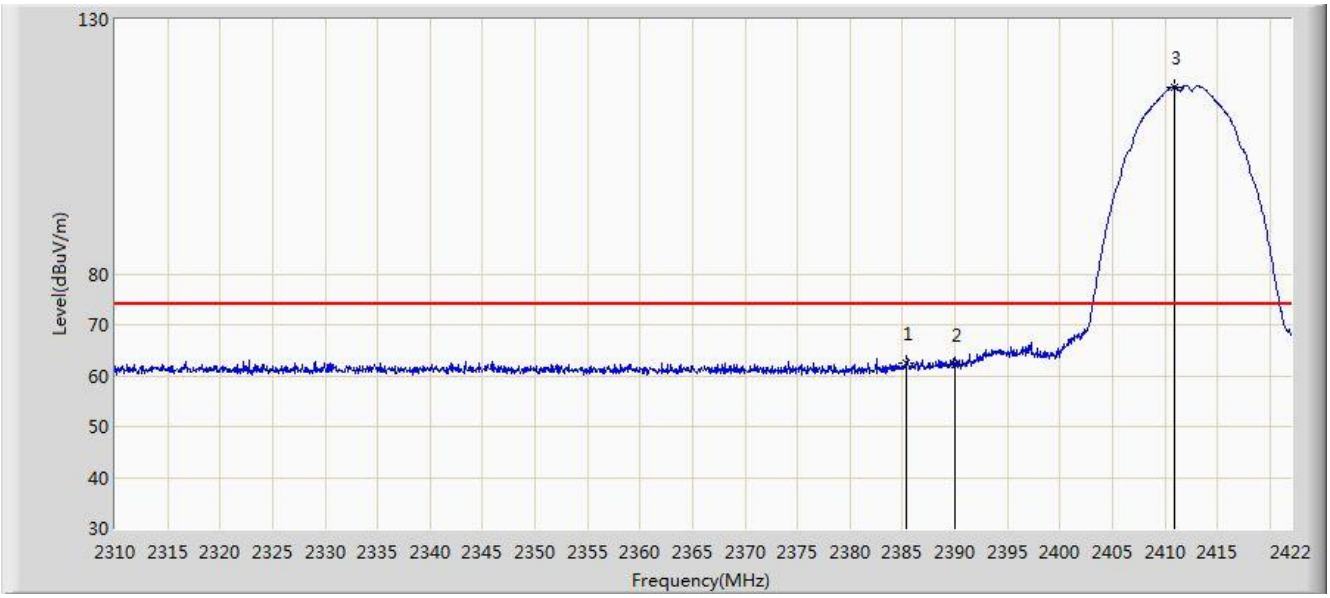

No	Flag	Mark	Frequency (MHz)	Measure Level (dBuV/m)	Reading Level (dBuV)	Margin (dB)	Limit (dBuV/m)	Factor (dB)	Type
1			2385.432	62.565	30.312	-11.435	74.000	32.254	PK
2			2390.000	62.079	29.805	-11.921	74.000	32.274	PK
3		*	2410.968	116.788	84.418	N/A	N/A	32.370	PK

Note: Measure Level (dBµV/m) = Reading Level (dBµV) + Factor (dB)

Factor (dB) = Cable Loss (dB) + Antenna Factor (dB/m).

Site: AC1	Time: 2020/03/06 - 01:13
Limit: FCC_Part 15.209_RE(3m)	Engineer: Kevin Ker
Probe: BBHA 9120D_1-18GHz_2019	Polarity: Horizontal
EUT: ACCESS POINT	Power: By PoE
Test Mode: Transmit by 802.11b at Channel 2412MHz	

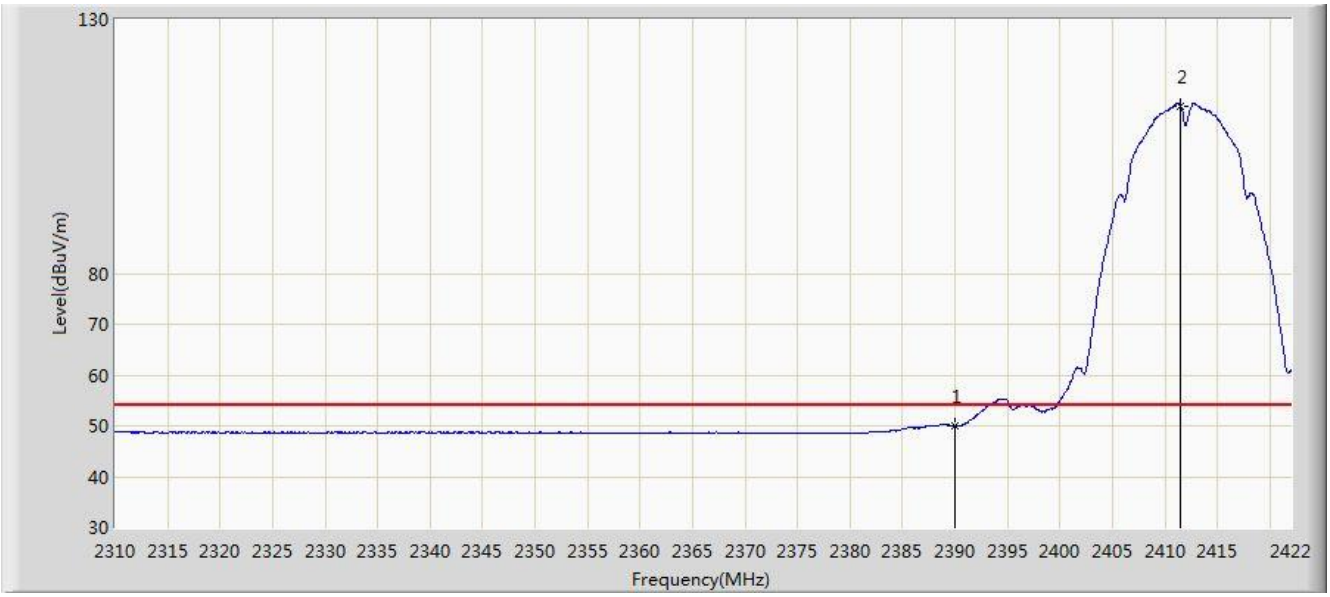

No	Flag	Mark	Frequency (MHz)	Measure Level (dBuV/m)	Reading Level (dBuV)	Margin (dB)	Limit (dBuV/m)	Factor (dB)	Type
1			2390.000	50.109	17.835	-3.891	54.000	32.274	AV
2	X	*	2411.528	112.863	80.491	N/A	N/A	32.372	AV

Note: Measure Level (dBµV/m) = Reading Level (dBµV) + Factor (dB)

Factor (dB) = Cable Loss (dB) + Antenna Factor (dB/m).

Site: AC1	Time: 2020/03/06 - 01:16
Limit: FCC_Part 15.209_RE(3m)	Engineer: Kevin Ker
Probe: BBHA 9120D_1-18GHz_2019	Polarity: Vertical
EUT: ACCESS POINT	Power: By PoE
Test Mode: Transmit by 802.11b at Channel 2412MHz	

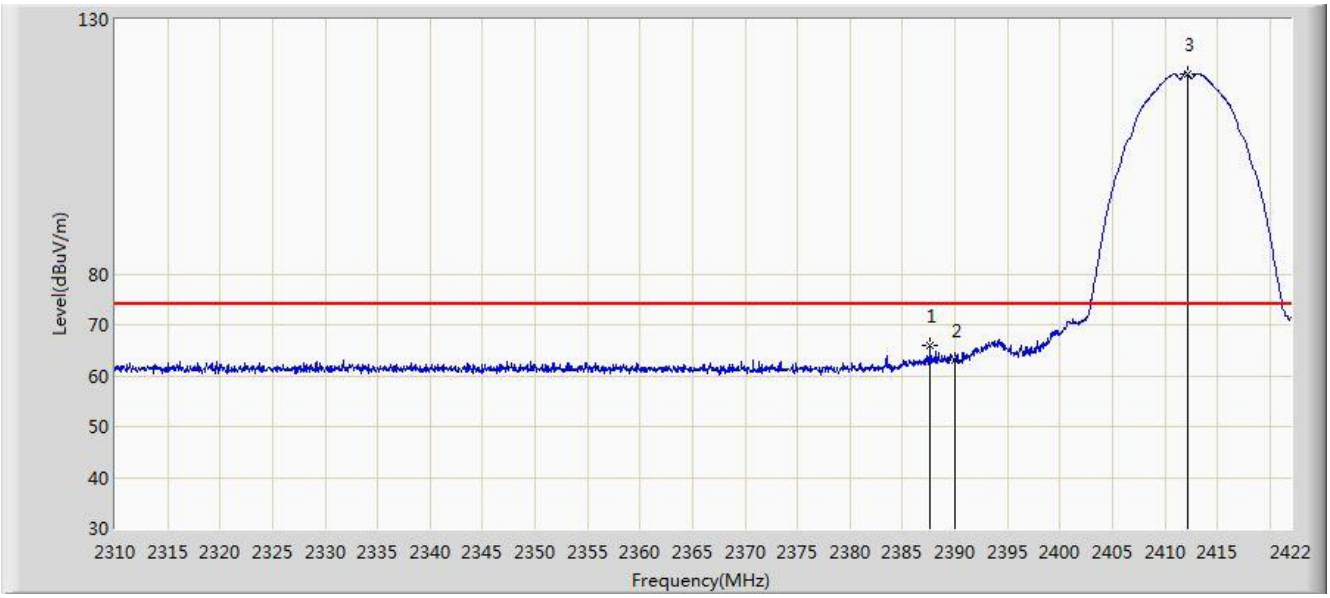

No	Flag	Mark	Frequency (MHz)	Measure Level (dBuV/m)	Reading Level (dBuV)	Margin (dB)	Limit (dBuV/m)	Factor (dB)	Type
1			2387.672	65.875	33.611	-8.125	74.000	32.263	PK
2			2390.000	62.990	30.716	-11.010	74.000	32.274	PK
3		*	2412.200	119.249	86.874	N/A	N/A	32.375	PK

Note: Measure Level (dBμV/m) = Reading Level (dBμV) + Factor (dB)

Factor (dB) = Cable Loss (dB) + Antenna Factor (dB/m).

Site: AC1	Time: 2020/03/06 - 01:17
Limit: FCC_Part 15.209_RE(3m)	Engineer: Kevin Ker
Probe: BBHA 9120D_1-18GHz_2019	Polarity: Vertical
EUT: ACCESS POINT	Power: By PoE
Test Mode: Transmit by 802.11b at Channel 2412MHz	

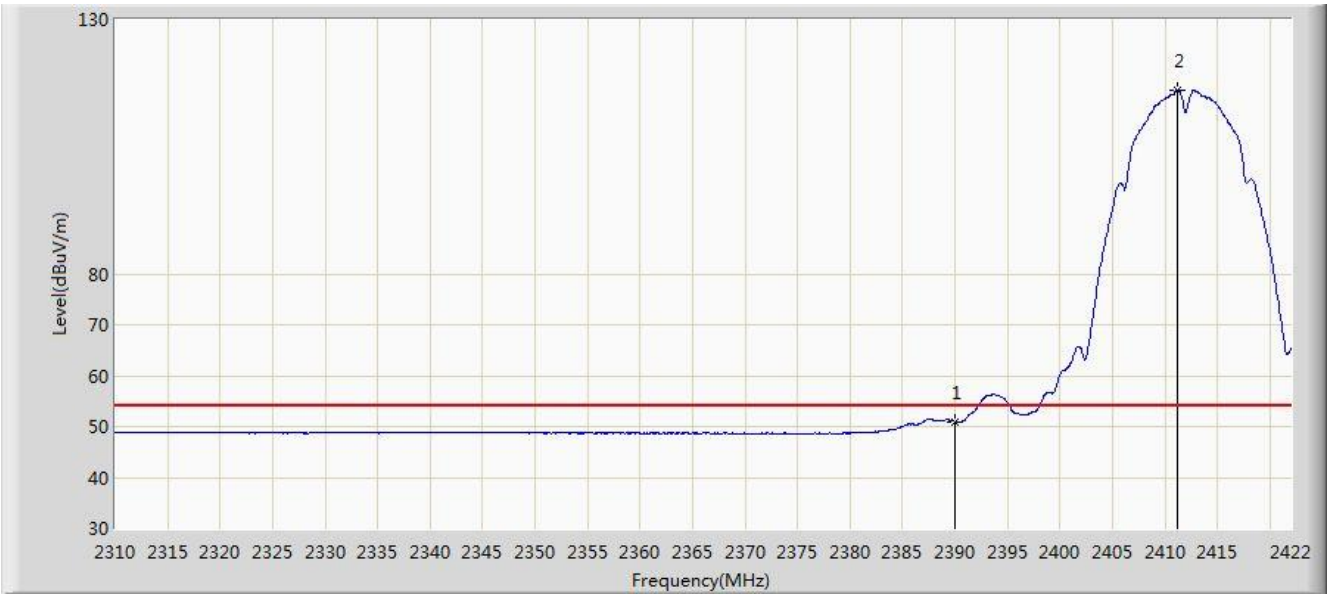

No	Flag	Mark	Frequency (MHz)	Measure Level (dBuV/m)	Reading Level (dBuV)	Margin (dB)	Limit (dBuV/m)	Factor (dB)	Type
1			2390.000	50.967	18.693	-3.033	54.000	32.274	AV
2	X	*	2411.248	116.188	83.817	N/A	N/A	32.371	AV

Note: Measure Level (dBµV/m) = Reading Level (dBµV) + Factor (dB)

Factor (dB) = Cable Loss (dB) + Antenna Factor (dB/m).

Site: AC1	Time: 2020/03/06 - 01:25
Limit: FCC_Part 15.209_RE(3m)	Engineer: Kevin Ker
Probe: BBHA 9120D_1-18GHz_2019	Polarity: Vertical
EUT: ACCESS POINT	Power: By PoE
Test Mode: Transmit by 802.11b at Channel 2462MHz	

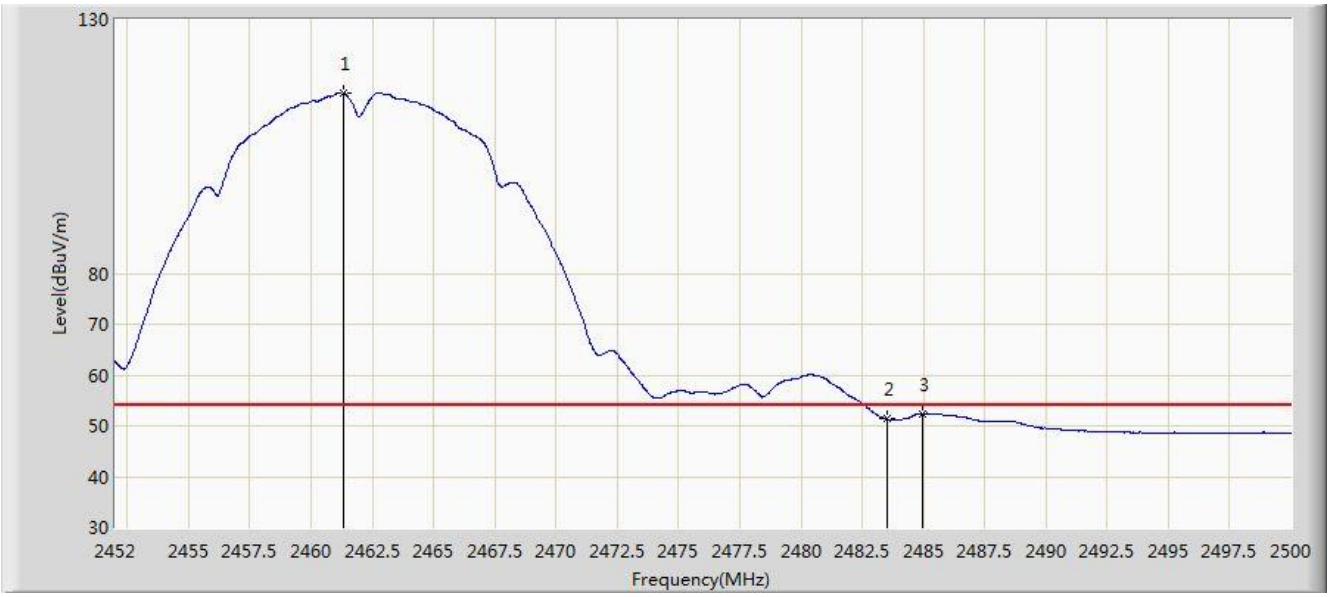

No	Flag	Mark	Frequency (MHz)	Measure Level (dBuV/m)	Reading Level (dBuV)	Margin (dB)	Limit (dBuV/m)	Factor (dB)	Type
1	X	*	2461.312	115.647	83.045	N/A	N/A	32.603	AV
2			2483.500	51.340	18.636	-2.660	54.000	32.704	AV
3			2484.976	52.397	19.686	-1.603	54.000	32.711	AV

Note: Measure Level (dBμV/m) = Reading Level (dBμV) + Factor (dB)

Factor (dB) = Cable Loss (dB) + Antenna Factor (dB/m).

Site: AC1	Time: 2020/03/06 - 01:26
Limit: FCC_Part 15.209_RE(3m)	Engineer: Kevin Ker
Probe: BBHA 9120D_1-18GHz_2019	Polarity: Vertical
EUT: ACCESS POINT	Power: By PoE
Test Mode: Transmit by 802.11b at Channel 2462MHz	

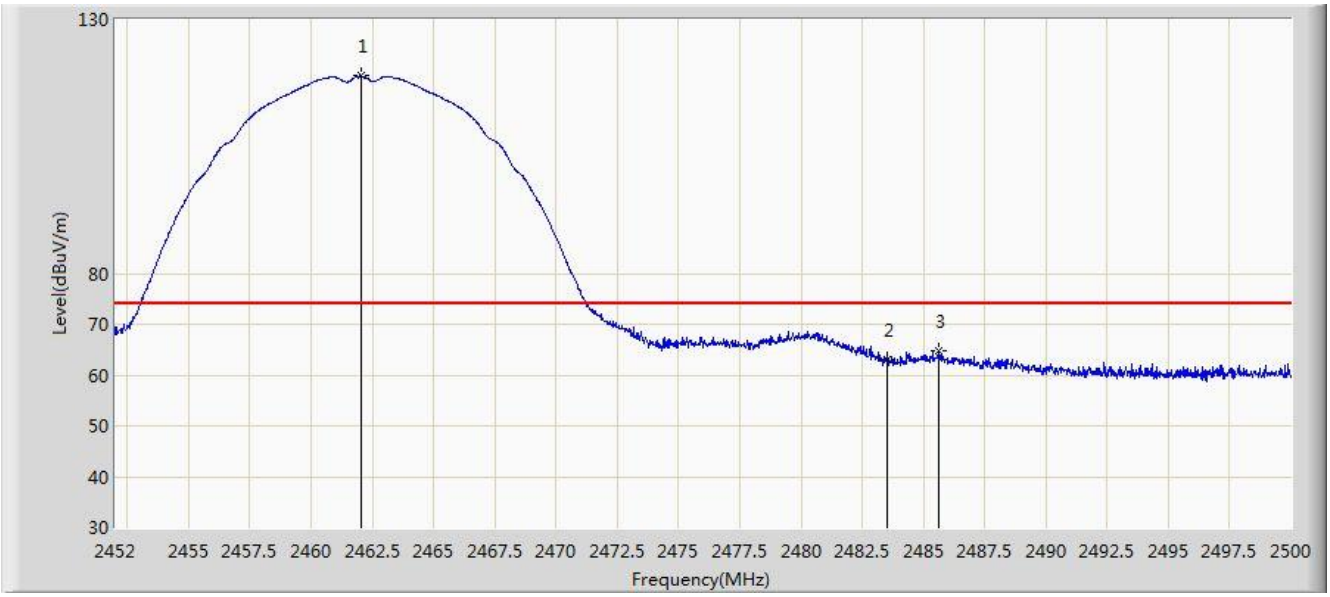

No	Flag	Mark	Frequency (MHz)	Measure Level (dBuV/m)	Reading Level (dBuV)	Margin (dB)	Limit (dBuV/m)	Factor (dB)	Type
1		*	2462.056	118.857	86.251	N/A	N/A	32.605	PK
2			2483.500	63.062	30.358	-10.938	74.000	32.704	PK
3			2485.648	64.709	31.995	-9.291	74.000	32.714	PK

Note: Measure Level (dBμV/m) = Reading Level (dBμV) + Factor (dB)

Factor (dB) = Cable Loss (dB) + Antenna Factor (dB/m).

Site: AC1	Time: 2020/03/06 - 01:27
Limit: FCC_Part 15.209_RE(3m)	Engineer: Kevin Ker
Probe: AC2_BBHA9120D_1-18GHz	Polarity: Horizontal
EUT: ACCESS POINT	Power: By PoE
Test Mode: Transmit by 802.11b at Channel 2462MHz	

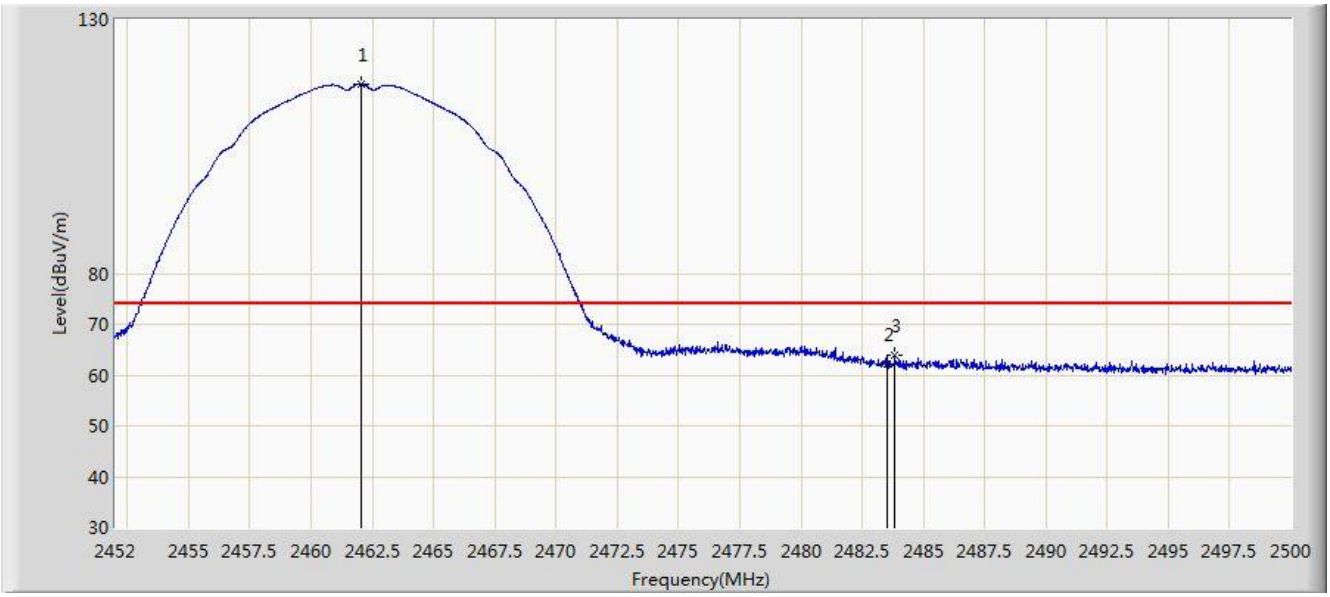

No	Flag	Mark	Frequency (MHz)	Measure Level (dBuV/m)	Reading Level (dBuV)	Margin (dB)	Limit (dBuV/m)	Factor (dB)	Type
1		*	2462.056	117.250	84.932	N/A	N/A	32.318	PK
2			2483.500	62.256	29.881	-11.744	74.000	32.375	PK
3			2483.848	63.784	31.410	-10.216	74.000	32.374	PK

Note: Measure Level (dBμV/m) = Reading Level (dBμV) + Factor (dB)

Factor (dB) = Cable Loss (dB) + Antenna Factor (dB/m).

Site: AC1	Time: 2020/03/06 - 01:28
Limit: FCC_Part 15.209_RE(3m)	Engineer: Kevin Ker
Probe: BBHA 9120D_1-18GHz_2019	Polarity: Horizontal
EUT: ACCESS POINT	Power: By PoE
Test Mode: Transmit by 802.11b at Channel 2462MHz	

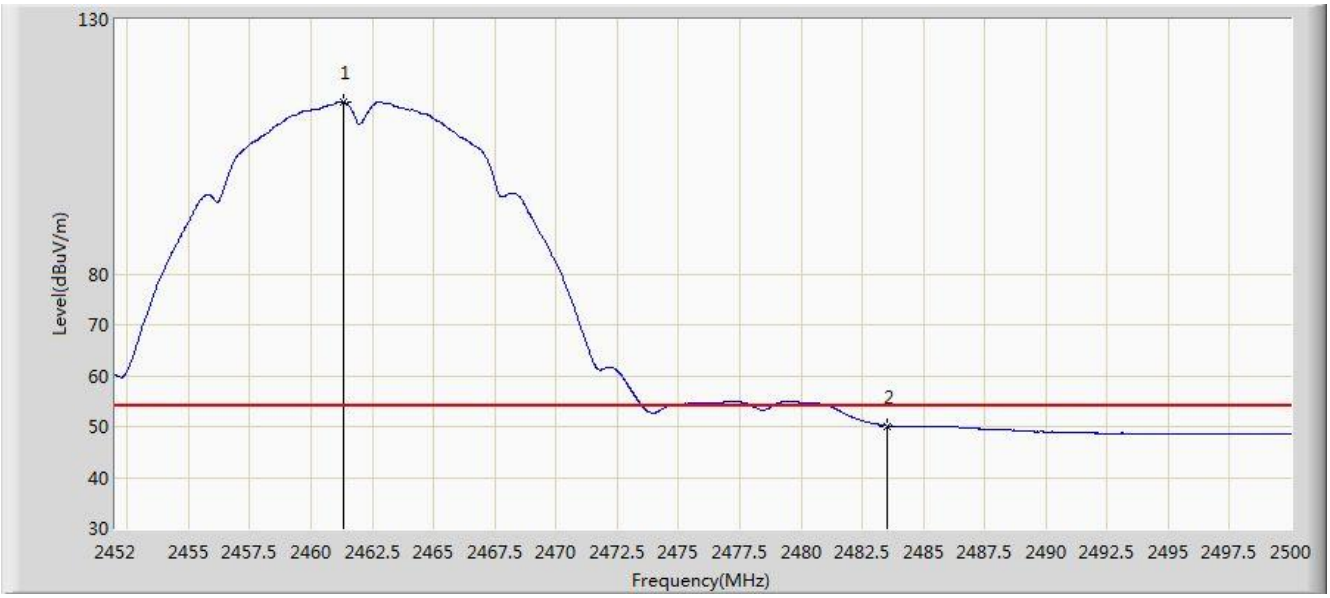

No	Flag	Mark	Frequency (MHz)	Measure Level (dBuV/m)	Reading Level (dBuV)	Margin (dB)	Limit (dBuV/m)	Factor (dB)	Type
1	X	*	2461.312	113.880	81.278	N/A	N/A	32.603	AV
2			2483.500	50.134	17.430	-3.866	54.000	32.704	AV

Note: Measure Level (dBµV/m) = Reading Level (dBµV) + Factor (dB)

Factor (dB) = Cable Loss (dB) + Antenna Factor (dB/m).

Site: AC1	Time: 2020/01/08 - 02:32
Limit: FCC_Part 15.209_RE(3m)	Engineer: Kevin Ker
Probe: BBHA 9120D_1-18GHz_2019	Polarity: Horizontal
EUT: ACCESS POINT	Power: By PoE
Test Mode: Transmit by 802.11g at Channel 2412MHz	

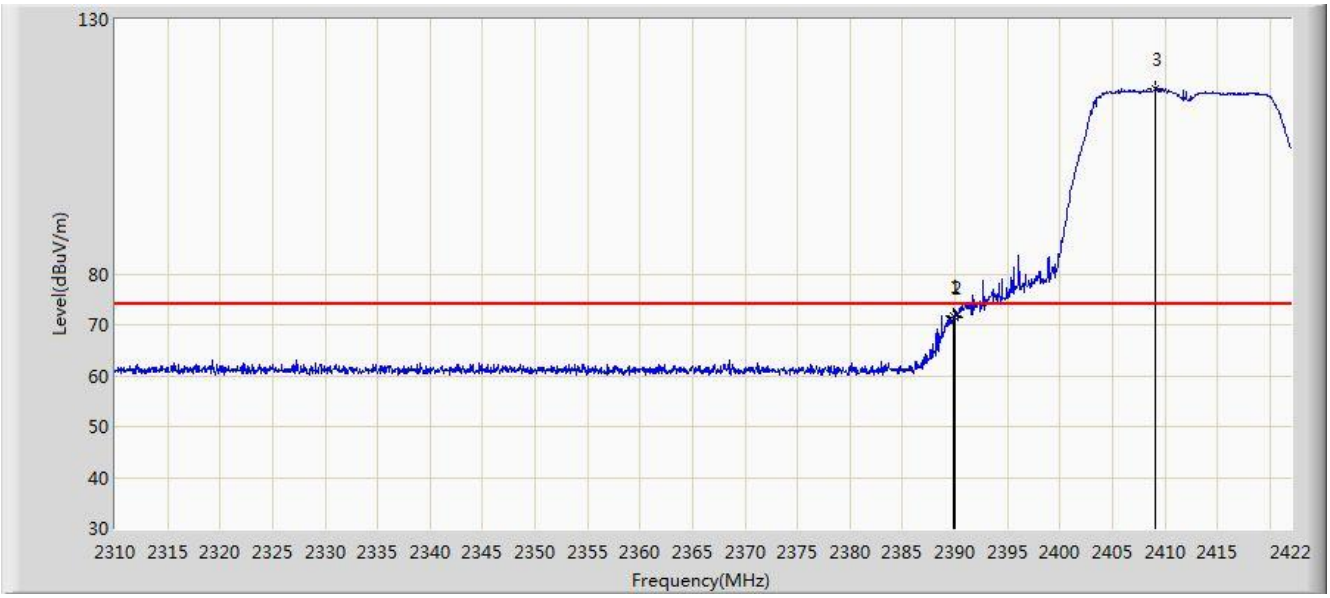

No	Flag	Mark	Frequency (MHz)	Measure Level (dBuV/m)	Reading Level (dBuV)	Margin (dB)	Limit (dBuV/m)	Factor (dB)	Type
1			2389.856	71.763	39.489	-2.237	74.000	32.274	PK
2			2390.000	71.505	39.231	-2.495	74.000	32.274	PK
3		*	2409.064	116.406	84.045	N/A	N/A	32.362	PK

Note: Measure Level (dBµV/m) = Reading Level (dBµV) + Factor (dB)

Factor (dB) = Cable Loss (dB) + Antenna Factor (dB/m).

Site: AC1	Time: 2020/01/08 - 02:36
Limit: FCC_Part 15.209_RE(3m)	Engineer: Kevin Ker
Probe: BBHA 9120D_1-18GHz_2019	Polarity: Horizontal
EUT: ACCESS POINT	Power: By PoE
Test Mode: Transmit by 802.11g at Channel 2412MHz	

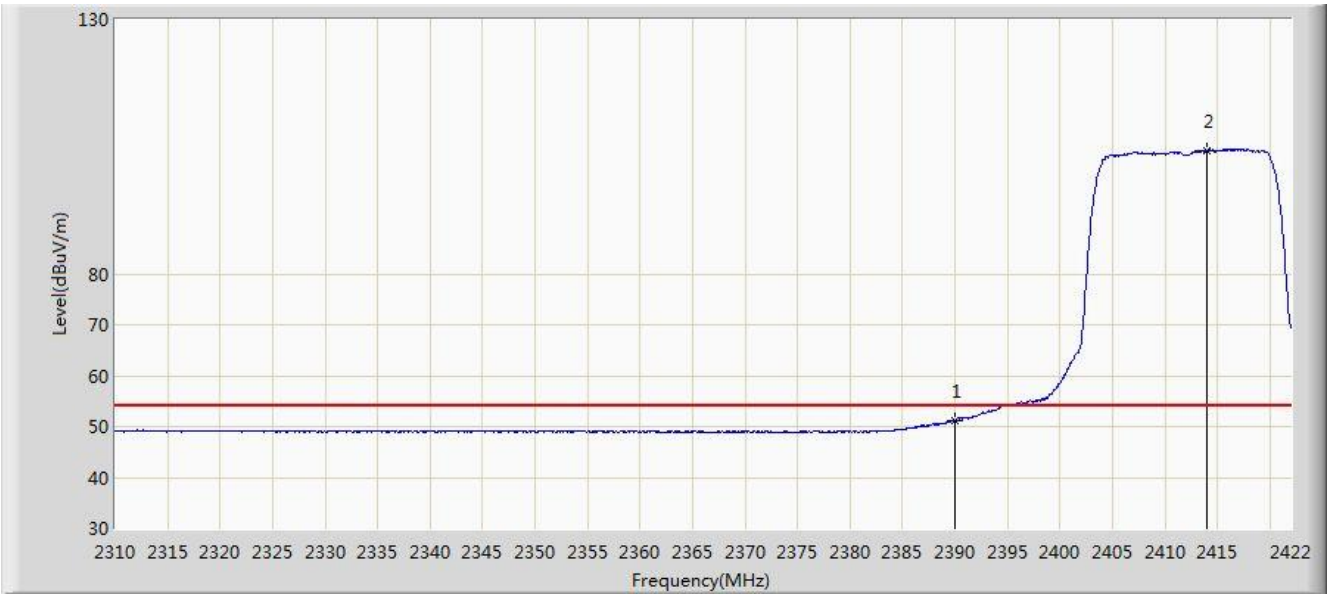

No	Flag	Mark	Frequency (MHz)	Measure Level (dBuV/m)	Reading Level (dBuV)	Margin (dB)	Limit (dBuV/m)	Factor (dB)	Type
1			2390.000	51.225	18.951	-2.775	54.000	32.274	AV
2		*	2413.992	104.067	71.683	N/A	N/A	32.383	AV

Note: Measure Level (dBµV/m) = Reading Level (dBµV) + Factor (dB)

Factor (dB) = Cable Loss (dB) + Antenna Factor (dB/m).

Site: AC1	Time: 2020/01/08 - 02:37
Limit: FCC_Part 15.209_RE(3m)	Engineer: Kevin Ker
Probe: BBHA 9120D_1-18GHz_2019	Polarity: Vertical
EUT: ACCESS POINT	Power: By PoE
Test Mode: Transmit by 802.11g at Channel 2412MHz	

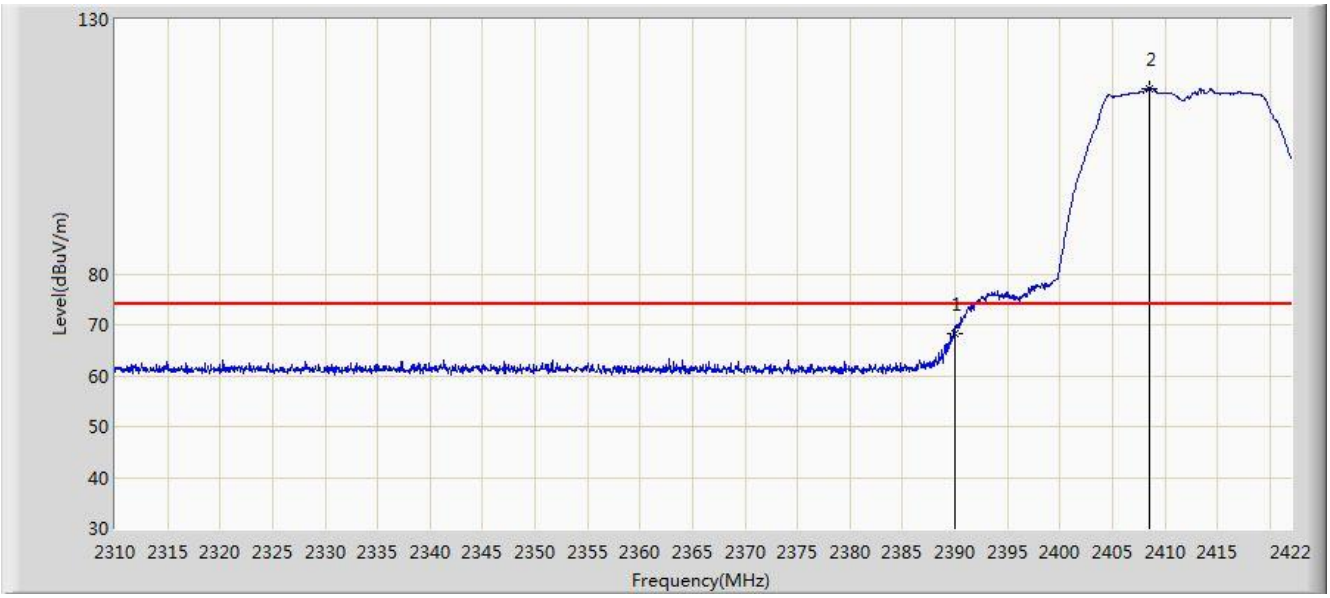

No	Flag	Mark	Frequency (MHz)	Measure Level (dBuV/m)	Reading Level (dBuV)	Margin (dB)	Limit (dBuV/m)	Factor (dB)	Type
1			2390.000	68.170	35.896	-5.830	74.000	32.274	PK
2		*	2408.504	116.509	84.150	N/A	N/A	32.359	PK

Note: Measure Level (dBµV/m) = Reading Level (dBµV) + Factor (dB)

Factor (dB) = Cable Loss (dB) + Antenna Factor (dB/m).

Site: AC1	Time: 2020/01/08 - 02:37
Limit: FCC_Part 15.209_RE(3m)	Engineer: Kevin Ker
Probe: BBHA 9120D_1-18GHz_2019	Polarity: Vertical
EUT: ACCESS POINT	Power: By PoE
Test Mode: Transmit by 802.11g at Channel 2412MHz	

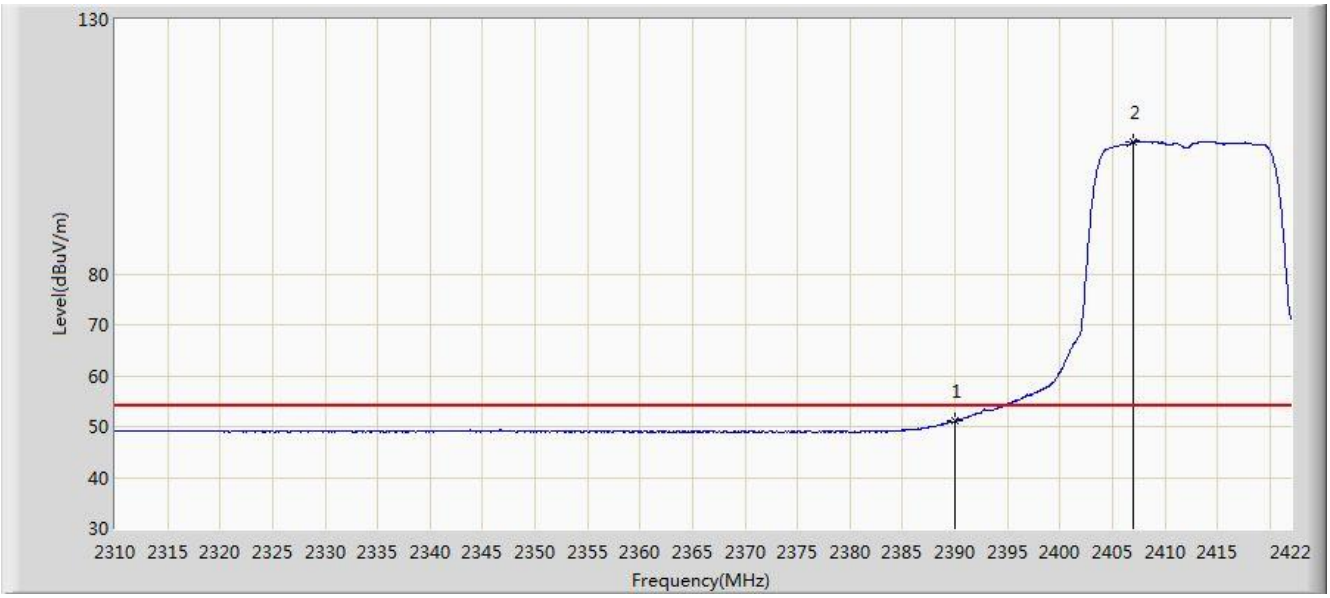

No	Flag	Mark	Frequency (MHz)	Measure Level (dBuV/m)	Reading Level (dBuV)	Margin (dB)	Limit (dBuV/m)	Factor (dB)	Type
1			2390.000	51.123	18.849	-2.877	54.000	32.274	AV
2		*	2406.936	105.862	73.511	N/A	N/A	32.351	AV

Note: Measure Level (dBµV/m) = Reading Level (dBµV) + Factor (dB)

Factor (dB) = Cable Loss (dB) + Antenna Factor (dB/m).

Site: AC1	Time: 2020/01/08 - 02:13
Limit: FCC_Part 15.209_RE(3m)	Engineer: Kevin Ker
Probe: BBHA 9120D_1-18GHz_2019	Polarity: Horizontal
EUT: ACCESS POINT	Power: By PoE
Test Mode: Transmit by 802.11g at Channel 2462MHz	

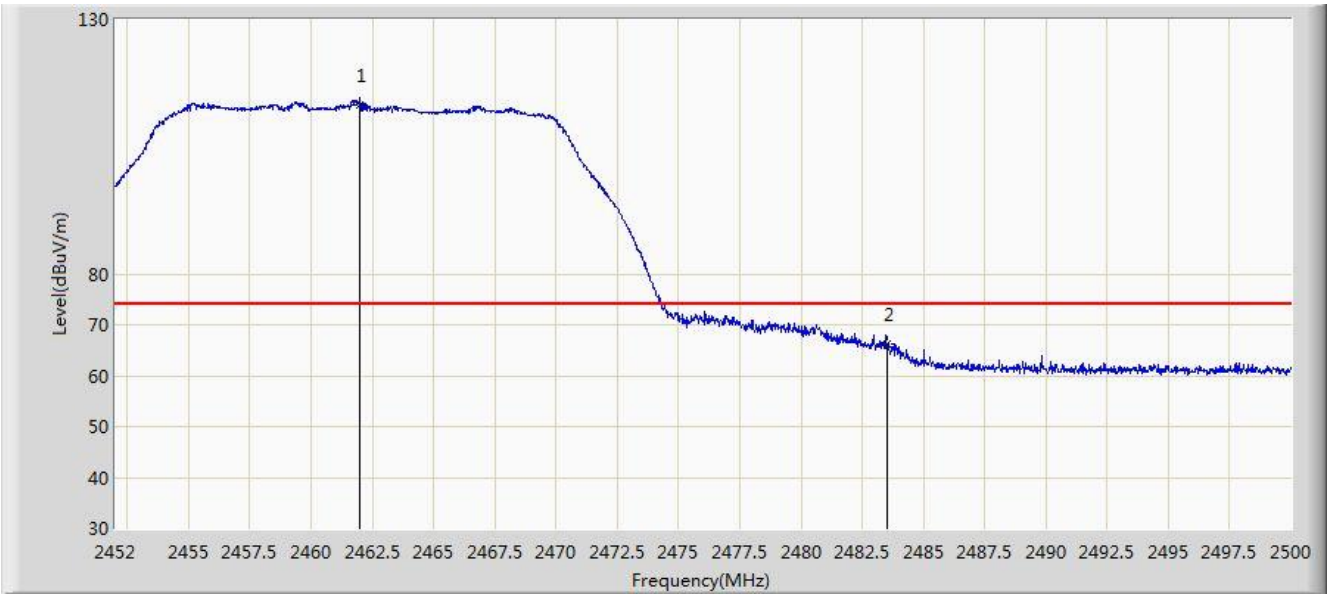

No	Flag	Mark	Frequency (MHz)	Measure Level (dBuV/m)	Reading Level (dBuV)	Margin (dB)	Limit (dBuV/m)	Factor (dB)	Type
1		*	2461.960	113.263	80.658	N/A	N/A	32.605	PK
2			2483.500	66.097	33.393	-7.903	74.000	32.704	PK

Note: Measure Level (dBμV/m) = Reading Level (dBμV) + Factor (dB)

Factor (dB) = Cable Loss (dB) + Antenna Factor (dB/m).

Site: AC1	Time: 2020/01/08 - 02:14
Limit: FCC_Part 15.209_RE(3m)	Engineer: Kevin Ker
Probe: BBHA 9120D_1-18GHz_2019	Polarity: Horizontal
EUT: ACCESS POINT	Power: By PoE
Test Mode: Transmit by 802.11g at Channel 2462MHz	

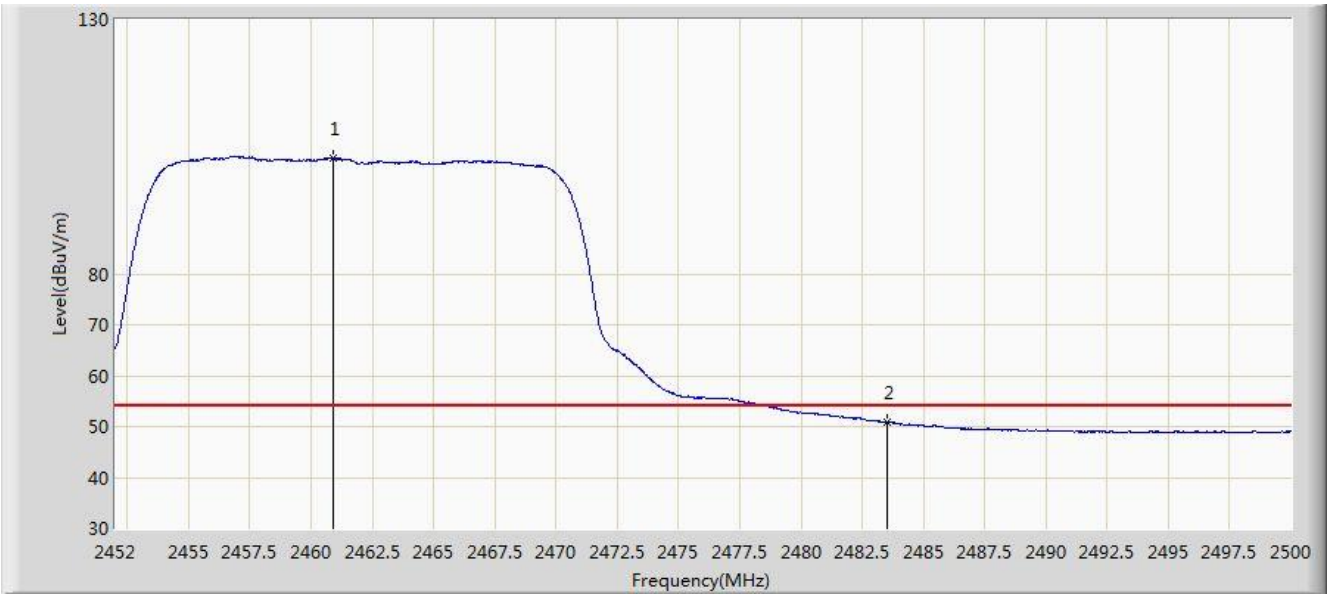

No	Flag	Mark	Frequency (MHz)	Measure Level (dBuV/m)	Reading Level (dBuV)	Margin (dB)	Limit (dBuV/m)	Factor (dB)	Type
1		*	2460.928	102.876	70.276	N/A	N/A	32.600	AV
2			2483.500	50.784	18.080	-3.216	54.000	32.704	AV

Note: Measure Level (dBµV/m) = Reading Level (dBµV) + Factor (dB)

Factor (dB) = Cable Loss (dB) + Antenna Factor (dB/m).

Site: AC1	Time: 2020/01/08 - 02:12
Limit: FCC_Part 15.209_RE(3m)	Engineer: Kevin Ker
Probe: BBHA 9120D_1-18GHz_2019	Polarity: Vertical
EUT: ACCESS POINT	Power: By PoE
Test Mode: Transmit by 802.11g at Channel 2462MHz	

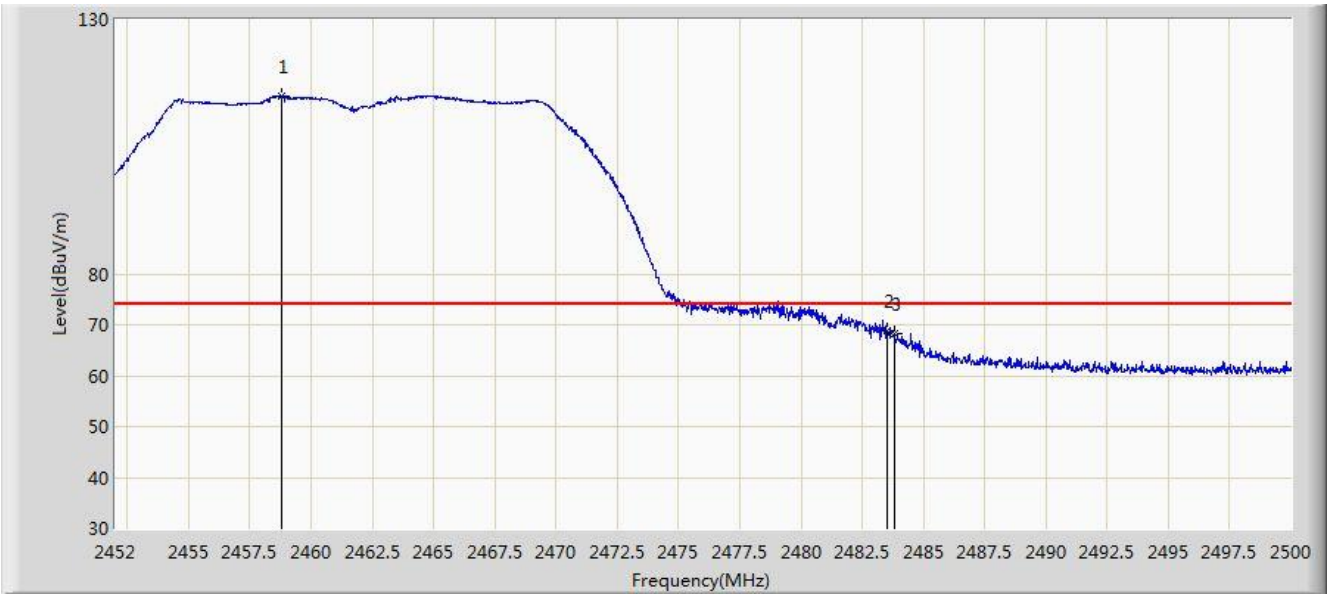

No	Flag	Mark	Frequency (MHz)	Measure Level (dBuV/m)	Reading Level (dBuV)	Margin (dB)	Limit (dBuV/m)	Factor (dB)	Type
1		*	2458.768	114.977	82.386	N/A	N/A	32.591	PK
2			2483.500	68.833	36.129	-5.167	74.000	32.704	PK
3			2483.824	68.261	35.555	-5.739	74.000	32.706	PK

Note: Measure Level (dBμV/m) = Reading Level (dBμV) + Factor (dB)

Factor (dB) = Cable Loss (dB) + Antenna Factor (dB/m).

Site: AC1	Time: 2020/01/08 - 02:06
Limit: FCC_Part 15.209_RE(3m)	Engineer: Kevin Ker
Probe: BBHA 9120D_1-18GHz_2019	Polarity: Vertical
EUT: ACCESS POINT	Power: By PoE
Test Mode: Transmit by 802.11g at Channel 2462MHz	

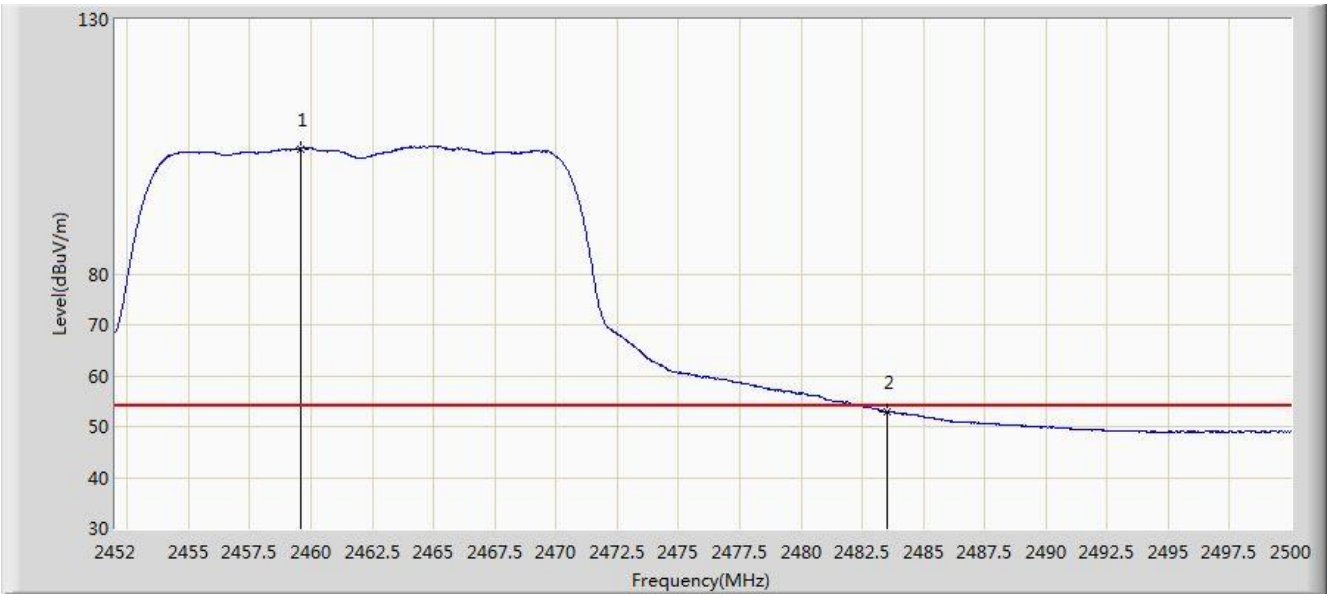

No	Flag	Mark	Frequency (MHz)	Measure Level (dBuV/m)	Reading Level (dBuV)	Margin (dB)	Limit (dBuV/m)	Factor (dB)	Type
1		*	2459.584	104.593	71.999	N/A	N/A	32.595	AV
2			2483.500	52.937	20.233	-1.063	54.000	32.704	AV

Note: Measure Level (dBµV/m) = Reading Level (dBµV) + Factor (dB)

Factor (dB) = Cable Loss (dB) + Antenna Factor (dB/m).

Site: AC1	Time: 2020/01/08 - 03:46
Limit: FCC_Part 15.209_RE(3m)	Engineer: Kevin Ker
Probe: BBHA 9120D_1-18GHz_2019	Polarity: Horizontal
EUT: ACCESS POINT	Power: By PoE
Test Mode: Transmit by 802.11n-HT20 at Channel 2412MHz	

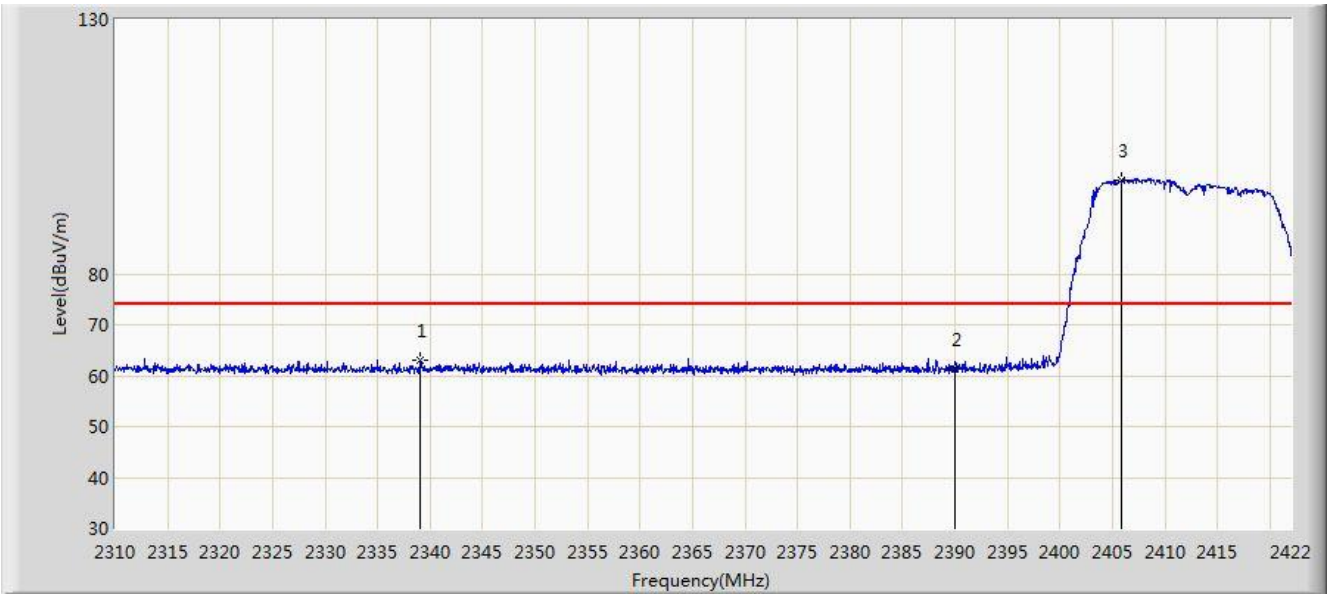

No	Flag	Mark	Frequency (MHz)	Measure Level (dBuV/m)	Reading Level (dBuV)	Margin (dB)	Limit (dBuV/m)	Factor (dB)	Type
1			2339.120	63.119	31.079	-10.881	74.000	32.040	PK
2			2390.000	61.281	29.007	-12.719	74.000	32.274	PK
3		*	2405.928	98.324	65.977	N/A	N/A	32.347	PK

Note: Measure Level (dBµV/m) = Reading Level (dBµV) + Factor (dB)

Factor (dB) = Cable Loss (dB) + Antenna Factor (dB/m).

Site: AC1	Time: 2020/01/08 - 03:46
Limit: FCC_Part 15.209_RE(3m)	Engineer: Kevin Ker
Probe: BBHA 9120D_1-18GHz_2019	Polarity: Horizontal
EUT: ACCESS POINT	Power: By PoE
Test Mode: Transmit by 802.11n-HT20 at Channel 2412MHz	

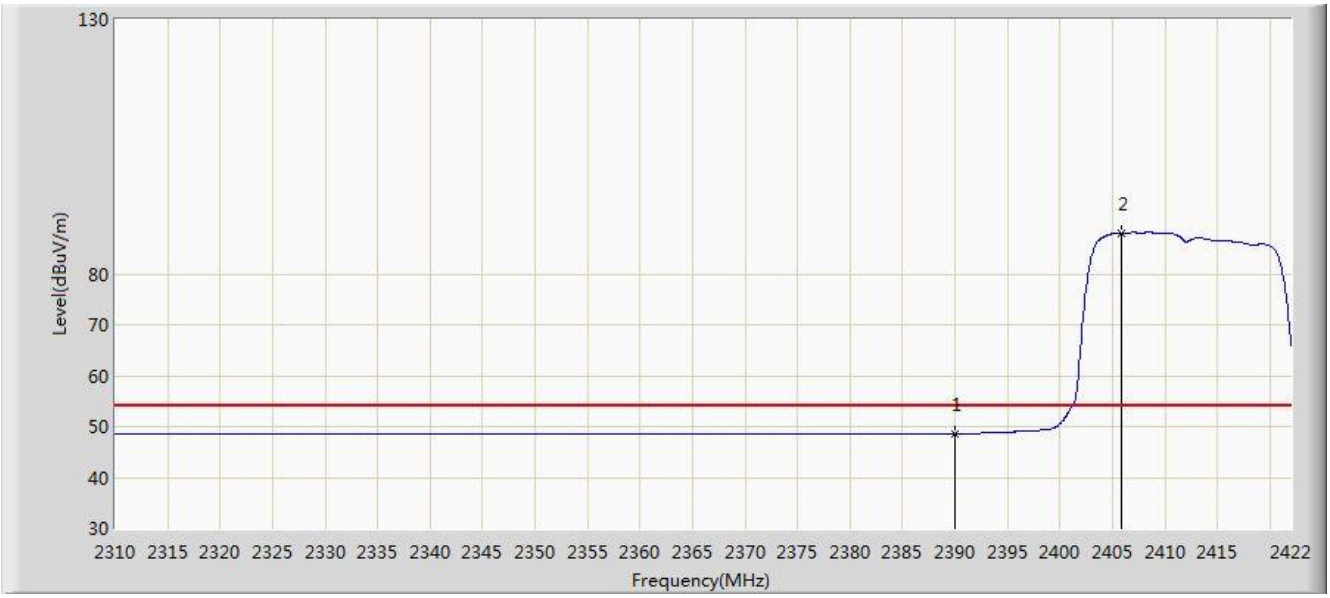

No	Flag	Mark	Frequency (MHz)	Measure Level (dBuV/m)	Reading Level (dBuV)	Margin (dB)	Limit (dBuV/m)	Factor (dB)	Type
1			2390.000	48.614	16.340	-5.386	54.000	32.274	AV
2		*	2405.928	88.030	55.683	N/A	N/A	32.347	AV

Note: Measure Level (dBµV/m) = Reading Level (dBµV) + Factor (dB)

Factor (dB) = Cable Loss (dB) + Antenna Factor (dB/m).

Site: AC1	Time: 2020/01/08 - 03:42
Limit: FCC_Part 15.209_RE(3m)	Engineer: Kevin Ker
Probe: BBHA 9120D_1-18GHz_2019	Polarity: Vertical
EUT: ACCESS POINT	Power: By PoE
Test Mode: Transmit by 802.11n-HT20 at Channel 2412MHz	

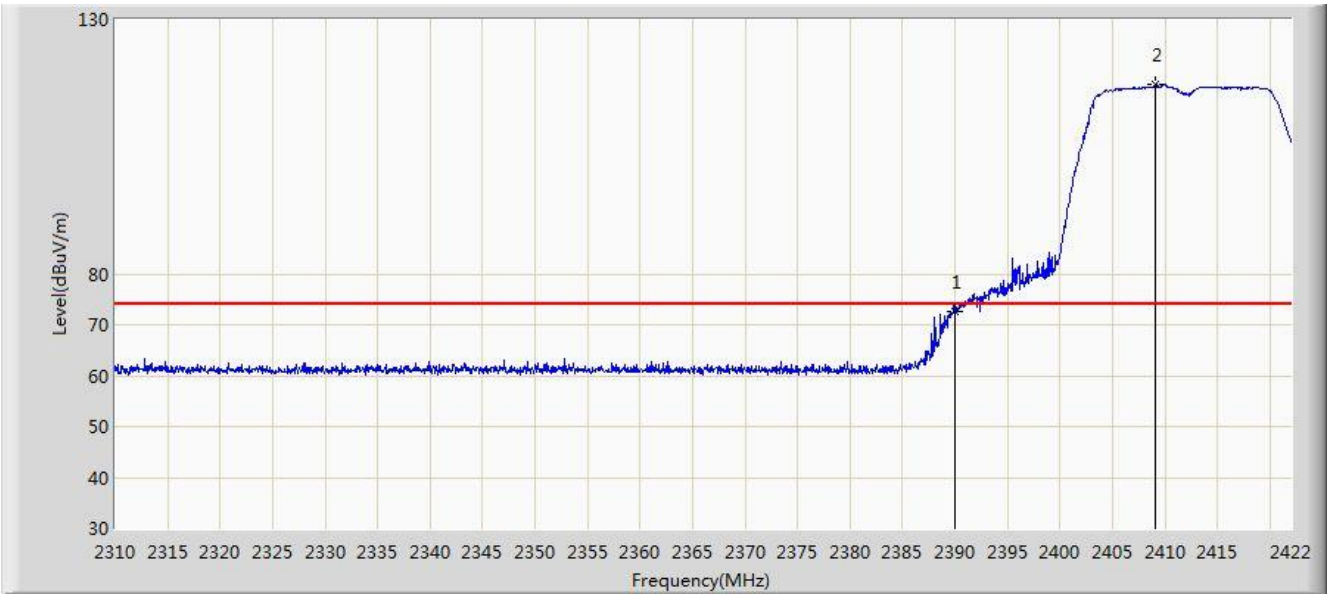

No	Flag	Mark	Frequency (MHz)	Measure Level (dBuV/m)	Reading Level (dBuV)	Margin (dB)	Limit (dBuV/m)	Factor (dB)	Type
1			2390.000	72.618	40.344	-1.382	74.000	32.274	PK
2		*	2409.064	117.317	84.956	N/A	N/A	32.362	PK

Note: Measure Level (dBµV/m) = Reading Level (dBµV) + Factor (dB)

Factor (dB) = Cable Loss (dB) + Antenna Factor (dB/m).

Site: AC1	Time: 2020/01/08 - 03:44
Limit: FCC_Part 15.209_RE(3m)	Engineer: Kevin Ker
Probe: BBHA 9120D_1-18GHz_2019	Polarity: Vertical
EUT: ACCESS POINT	Power: By PoE
Test Mode: Transmit by 802.11n-HT20 at Channel 2412MHz	

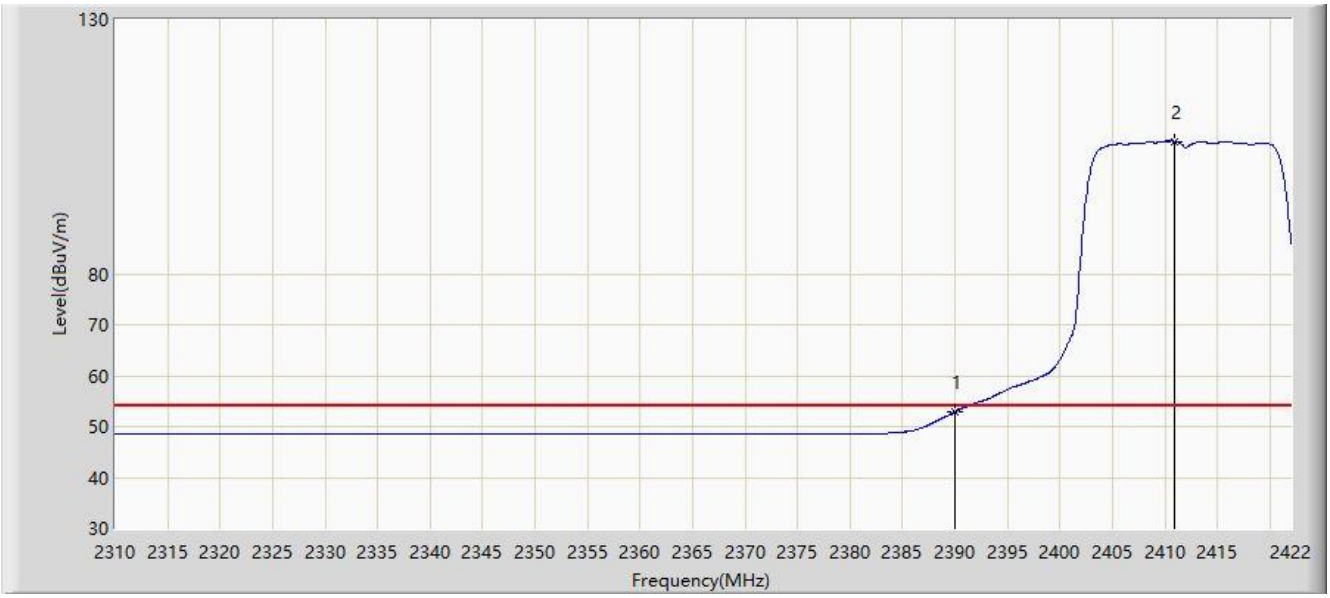

No	Flag	Mark	Frequency (MHz)	Measure Level (dBuV/m)	Reading Level (dBuV)	Margin (dB)	Limit (dBuV/m)	Factor (dB)	Type
1			2390.000	52.830	20.556	-1.170	54.000	32.274	AV
2		*	2410.968	106.009	73.639	N/A	N/A	32.370	AV

Note: Measure Level (dBµV/m) = Reading Level (dBµV) + Factor (dB)

Factor (dB) = Cable Loss (dB) + Antenna Factor (dB/m).

Site: AC1	Time: 2020/01/08 - 04:01
Limit: FCC_Part 15.209_RE(3m)	Engineer: Kevin Ker
Probe: BBHA 9120D_1-18GHz_2019	Polarity: Horizontal
EUT: ACCESS POINT	Power: By PoE
Test Mode: Transmit by 802.11n-HT20 at Channel 2462MHz	

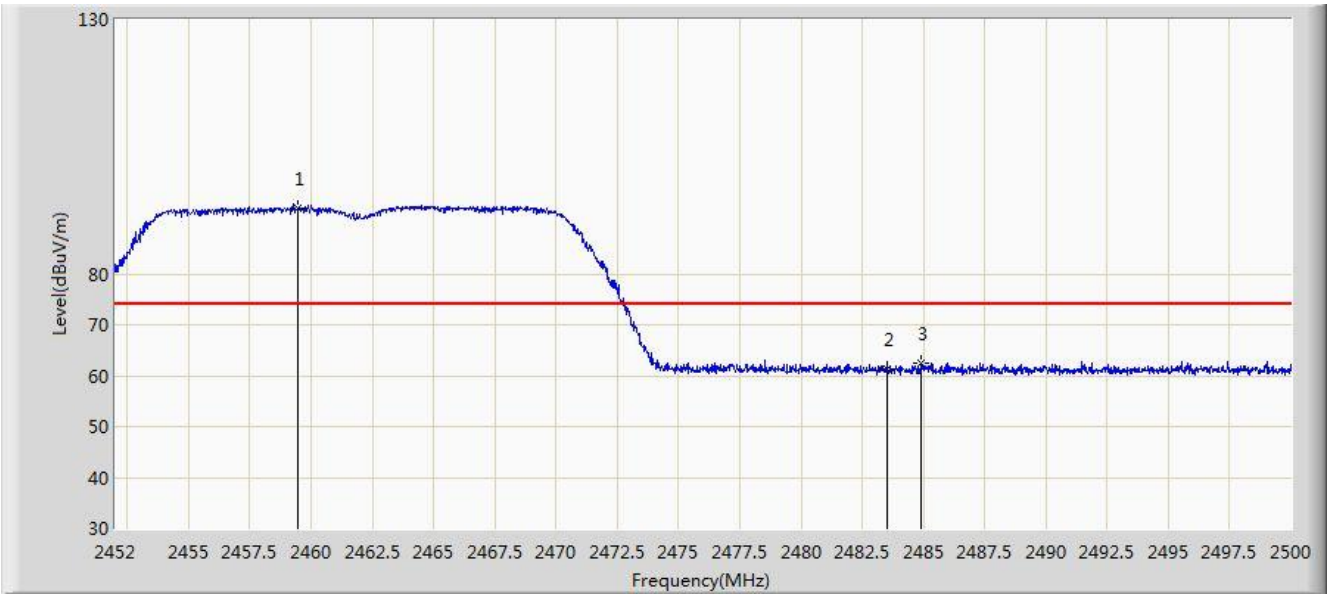

No	Flag	Mark	Frequency (MHz)	Measure Level (dBuV/m)	Reading Level (dBuV)	Margin (dB)	Limit (dBuV/m)	Factor (dB)	Type
1		*	2459.440	92.894	60.300	N/A	N/A	32.593	PK
2			2483.500	61.388	28.684	-12.612	74.000	32.704	PK
3			2484.928	62.495	29.784	-11.505	74.000	32.711	PK

Note: Measure Level (dBμV/m) = Reading Level (dBμV) + Factor (dB)

Factor (dB) = Cable Loss (dB) + Antenna Factor (dB/m).

Site: AC1	Time: 2020/01/08 - 04:02
Limit: FCC_Part 15.209_RE(3m)	Engineer: Kevin Ker
Probe: BBHA 9120D_1-18GHz_2019	Polarity: Horizontal
EUT: ACCESS POINT	Power: By PoE
Test Mode: Transmit by 802.11n-HT20 at Channel 2462MHz	

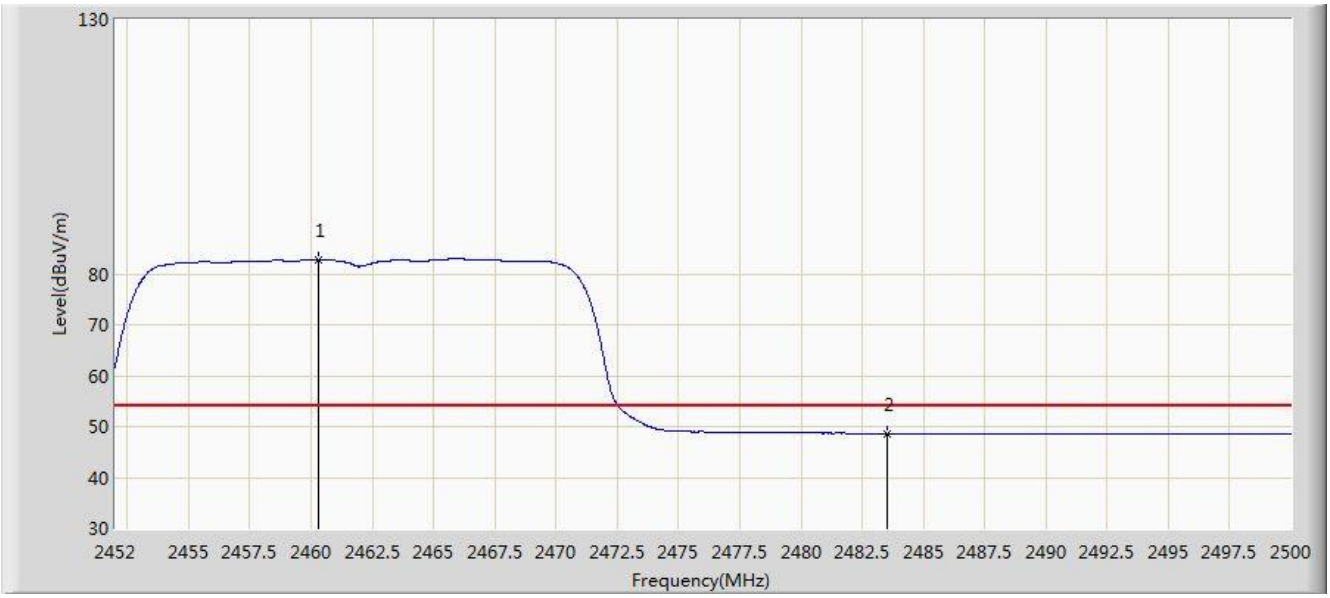

No	Flag	Mark	Frequency (MHz)	Measure Level (dBuV/m)	Reading Level (dBuV)	Margin (dB)	Limit (dBuV/m)	Factor (dB)	Type
1		*	2460.328	82.787	50.189	N/A	N/A	32.597	AV
2			2483.500	48.599	15.895	-5.401	54.000	32.704	AV

Note: Measure Level (dBµV/m) = Reading Level (dBµV) + Factor (dB)

Factor (dB) = Cable Loss (dB) + Antenna Factor (dB/m).

Site: AC1	Time: 2020/01/08 - 04:01
Limit: FCC_Part 15.209_RE(3m)	Engineer: Kevin Ker
Probe: BBHA 9120D_1-18GHz_2019	Polarity: Vertical
EUT: ACCESS POINT	Power: By PoE
Test Mode: Transmit by 802.11n-HT20 at Channel 2462MHz	

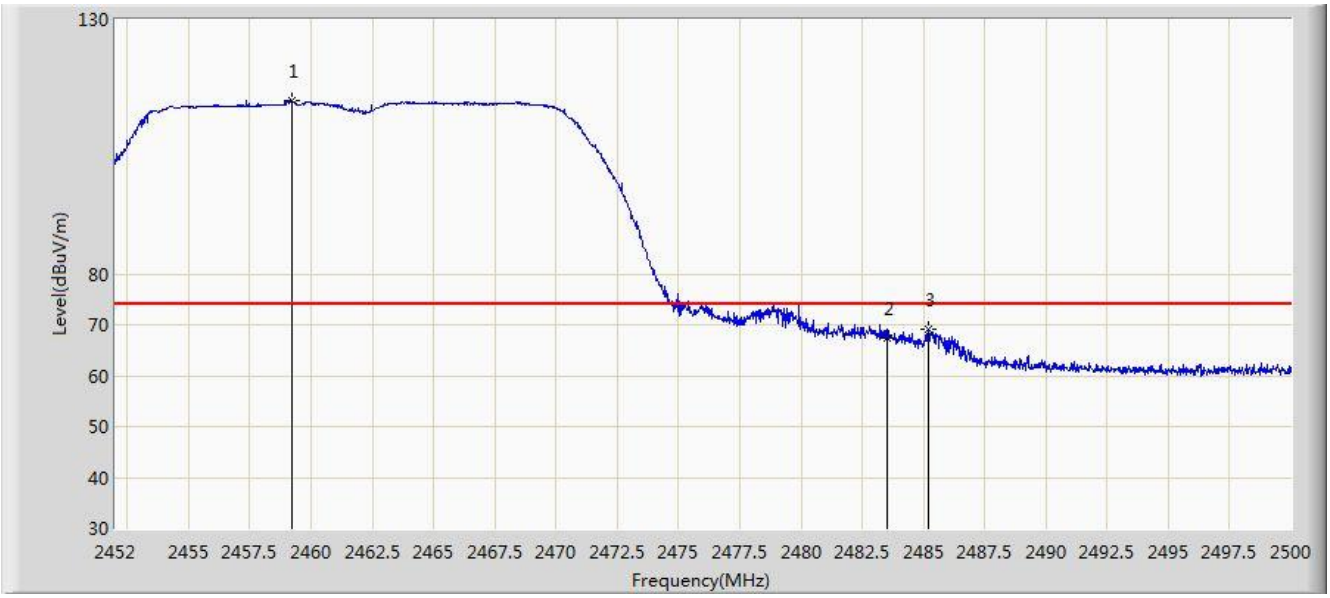

No	Flag	Mark	Frequency (MHz)	Measure Level (dBuV/m)	Reading Level (dBuV)	Margin (dB)	Limit (dBuV/m)	Factor (dB)	Type
1		*	2459.224	114.056	81.463	N/A	N/A	32.593	PK
2			2483.500	67.430	34.726	-6.570	74.000	32.704	PK
3			2485.192	69.114	36.402	-4.886	74.000	32.712	PK

Note: Measure Level (dBμV/m) = Reading Level (dBμV) + Factor (dB)

Factor (dB) = Cable Loss (dB) + Antenna Factor (dB/m).

Site: AC1	Time: 2020/01/08 - 04:00
Limit: FCC_Part 15.209_RE(3m)	Engineer: Kevin Ker
Probe: BBHA 9120D_1-18GHz_2019	Polarity: Vertical
EUT: ACCESS POINT	Power: By PoE
Test Mode: Transmit by 802.11n-HT20 at Channel 2462MHz	

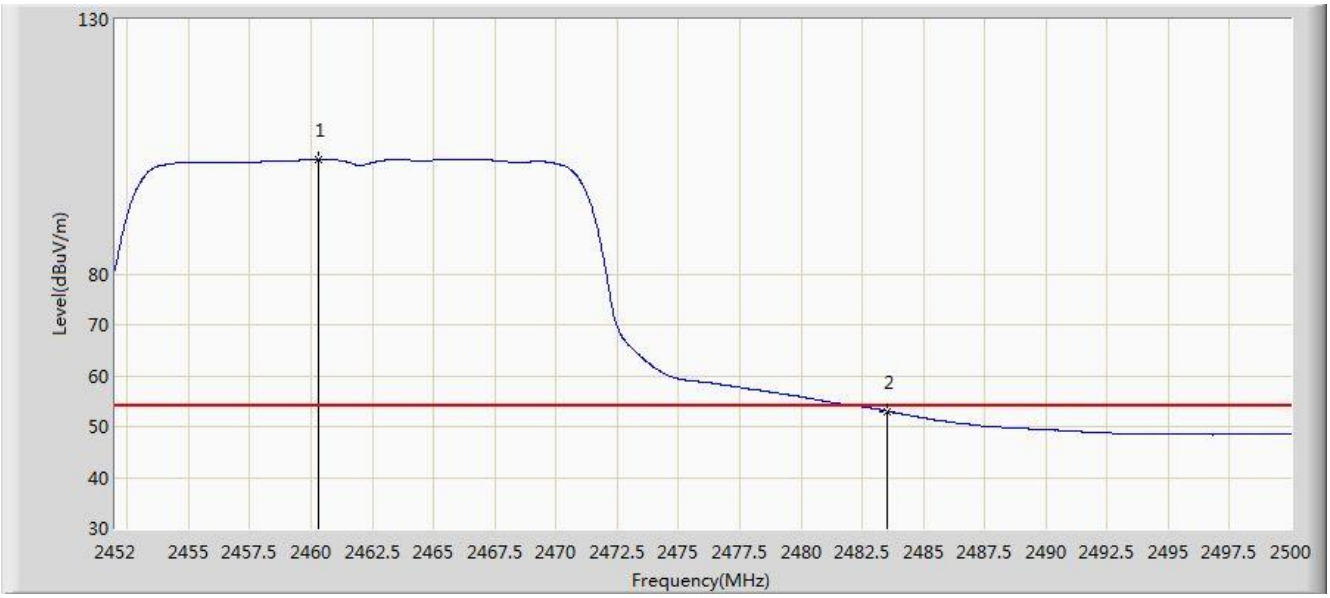

No	Flag	Mark	Frequency (MHz)	Measure Level (dBuV/m)	Reading Level (dBuV)	Margin (dB)	Limit (dBuV/m)	Factor (dB)	Type
1		*	2460.328	102.580	69.982	N/A	N/A	32.597	AV
2			2483.500	53.041	20.337	-0.959	54.000	32.704	AV

Note: Measure Level (dBµV/m) = Reading Level (dBµV) + Factor (dB)

Factor (dB) = Cable Loss (dB) + Antenna Factor (dB/m).

Site: AC1	Time: 2020/01/08 - 04:11
Limit: FCC_Part 15.209_RE(3m)	Engineer: Kevin Ker
Probe: BBHA 9120D_1-18GHz_2019	Polarity: Horizontal
EUT: ACCESS POINT	Power: By PoE
Test Mode: Transmit by 802.11n-HT40 at Channel 2422MHz	

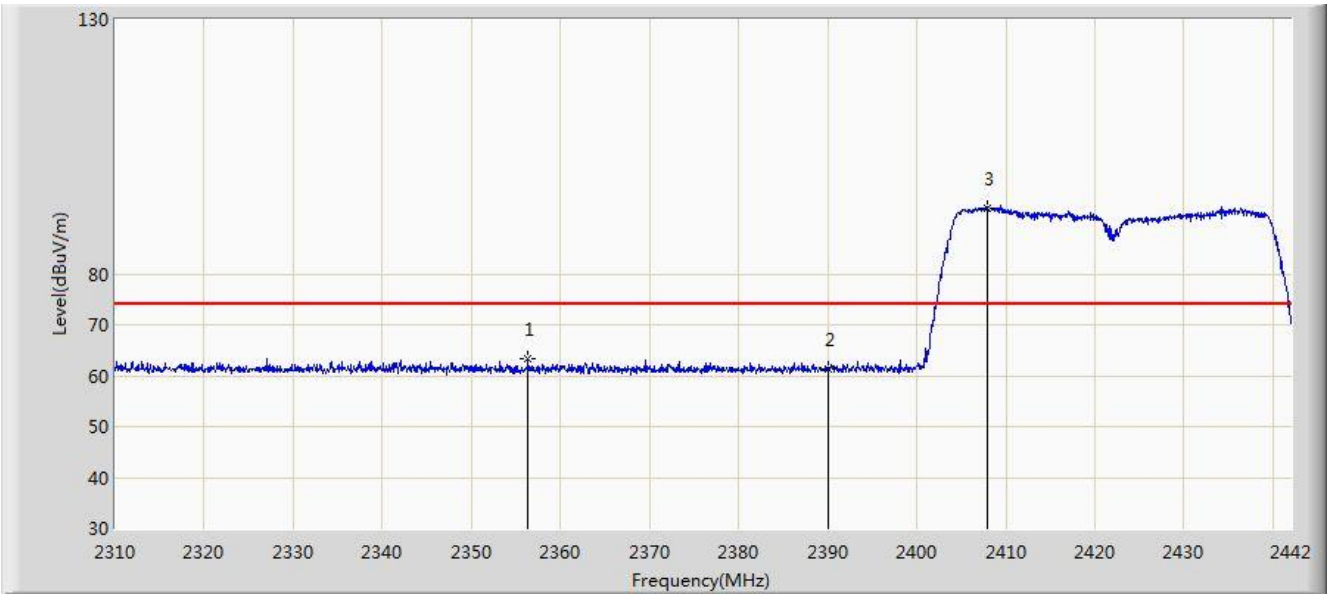

No	Flag	Mark	Frequency (MHz)	Measure Level (dBuV/m)	Reading Level (dBuV)	Margin (dB)	Limit (dBuV/m)	Factor (dB)	Type
1			2356.398	63.303	31.183	-10.697	74.000	32.120	PK
2			2390.000	61.384	29.110	-12.616	74.000	32.274	PK
3		*	2407.944	92.765	60.409	N/A	N/A	32.356	PK

Note: Measure Level (dBμV/m) = Reading Level (dBμV) + Factor (dB)

Factor (dB) = Cable Loss (dB) + Antenna Factor (dB/m).

Site: AC1	Time: 2020/01/08 - 04:12
Limit: FCC_Part 15.209_RE(3m)	Engineer: Kevin Ker
Probe: BBHA 9120D_1-18GHz_2019	Polarity: Horizontal
EUT: ACCESS POINT	Power: By PoE
Test Mode: Transmit by 802.11n-HT40 at Channel 2422MHz	

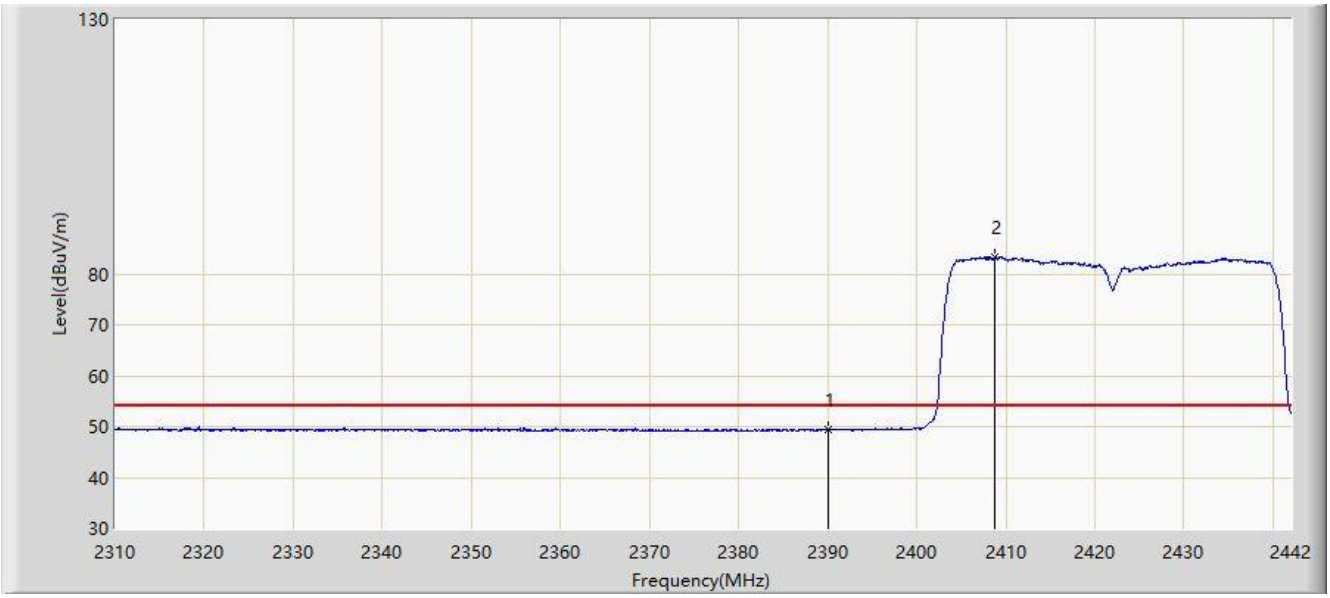

No	Flag	Mark	Frequency (MHz)	Measure Level (dBuV/m)	Reading Level (dBuV)	Margin (dB)	Limit (dBuV/m)	Factor (dB)	Type
1			2390.000	49.358	17.084	-4.642	54.000	32.274	AV
2		*	2408.736	83.398	51.038	N/A	N/A	32.359	AV

Note: Measure Level (dBµV/m) = Reading Level (dBµV) + Factor (dB)

Factor (dB) = Cable Loss (dB) + Antenna Factor (dB/m).

Site: AC1	Time: 2020/01/08 - 04:08
Limit: FCC_Part 15.209_RE(3m)	Engineer: Kevin Ker
Probe: BBHA 9120D_1-18GHz_2019	Polarity: Vertical
EUT: ACCESS POINT	Power: By PoE
Test Mode: Transmit by 802.11n-HT40 at Channel 2422MHz	

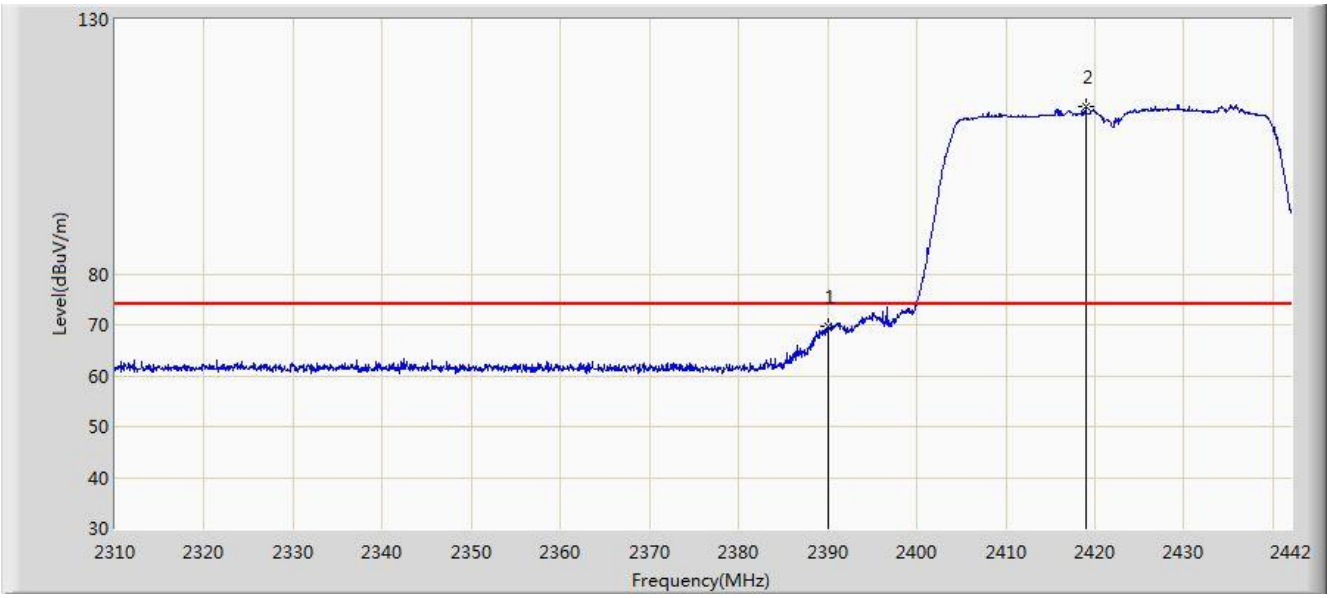

No	Flag	Mark	Frequency (MHz)	Measure Level (dBuV/m)	Reading Level (dBuV)	Margin (dB)	Limit (dBuV/m)	Factor (dB)	Type
1			2390.000	69.610	37.336	-4.390	74.000	32.274	PK
2		*	2418.966	112.827	80.420	N/A	N/A	32.407	PK

Note: Measure Level (dBµV/m) = Reading Level (dBµV) + Factor (dB)

Factor (dB) = Cable Loss (dB) + Antenna Factor (dB/m).

Site: AC1	Time: 2020/01/08 - 04:08
Limit: FCC_Part 15.209_RE(3m)	Engineer: Kevin Ker
Probe: BBHA 9120D_1-18GHz_2019	Polarity: Vertical
EUT: ACCESS POINT	Power: By PoE
Test Mode: Transmit by 802.11n-HT40 at Channel 2422MHz	

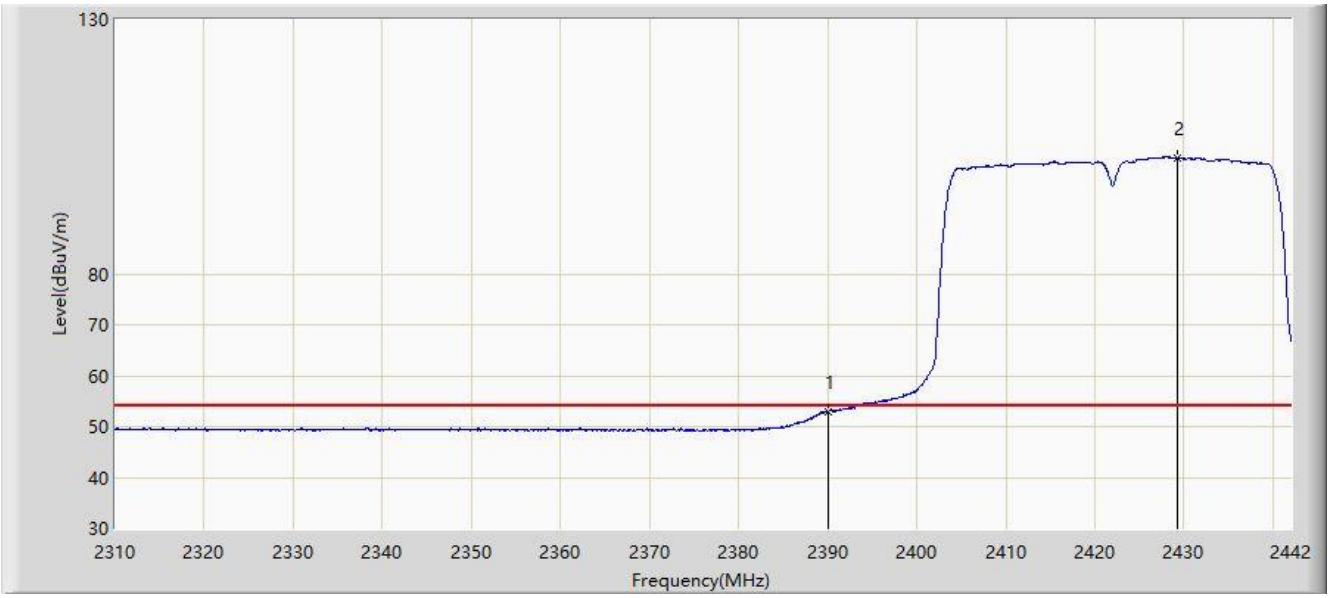

No	Flag	Mark	Frequency (MHz)	Measure Level (dBuV/m)	Reading Level (dBuV)	Margin (dB)	Limit (dBuV/m)	Factor (dB)	Type
1			2390.000	53.029	20.755	-0.971	54.000	32.274	AV
2		*	2429.196	102.859	70.405	N/A	N/A	32.454	AV

Note: Measure Level (dBµV/m) = Reading Level (dBµV) + Factor (dB)

Factor (dB) = Cable Loss (dB) + Antenna Factor (dB/m).

Site: AC1	Time: 2020/01/08 - 04:19
Limit: FCC_Part 15.209_RE(3m)	Engineer: Kevin Ker
Probe: BBHA 9120D_1-18GHz_2019	Polarity: Horizontal
EUT: ACCESS POINT	Power: By PoE
Test Mode: Transmit by 802.11n-HT40 at Channel 2452MHz	

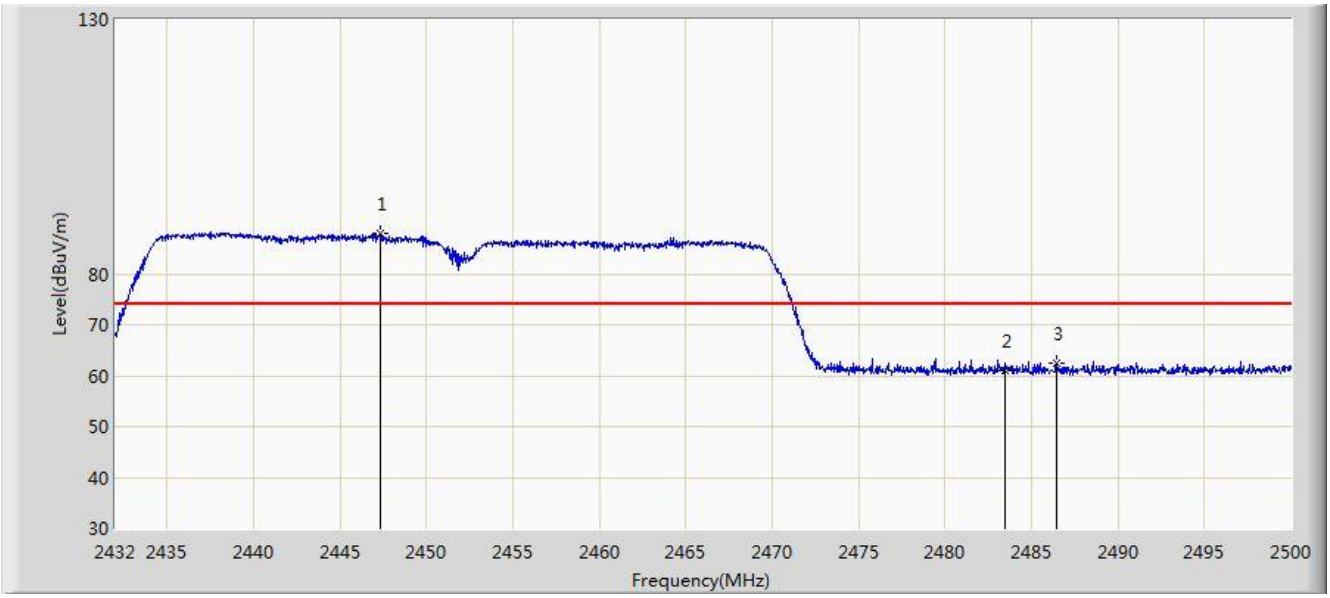

No	Flag	Mark	Frequency (MHz)	Measure Level (dBuV/m)	Reading Level (dBuV)	Margin (dB)	Limit (dBuV/m)	Factor (dB)	Type
1		*	2447.300	87.887	55.349	N/A	N/A	32.538	PK
2			2483.500	61.073	28.369	-12.927	74.000	32.704	PK
3			2486.434	62.546	29.828	-11.454	74.000	32.718	PK

Note: Measure Level (dBμV/m) = Reading Level (dBμV) + Factor (dB)

Factor (dB) = Cable Loss (dB) + Antenna Factor (dB/m).

Site: AC1	Time: 2020/01/08 - 04:19
Limit: FCC_Part 15.209_RE(3m)	Engineer: Kevin Ker
Probe: BBHA 9120D_1-18GHz_2019	Polarity: Horizontal
EUT: ACCESS POINT	Power: By PoE
Test Mode: Transmit by 802.11n-HT40 at Channel 2452MHz	

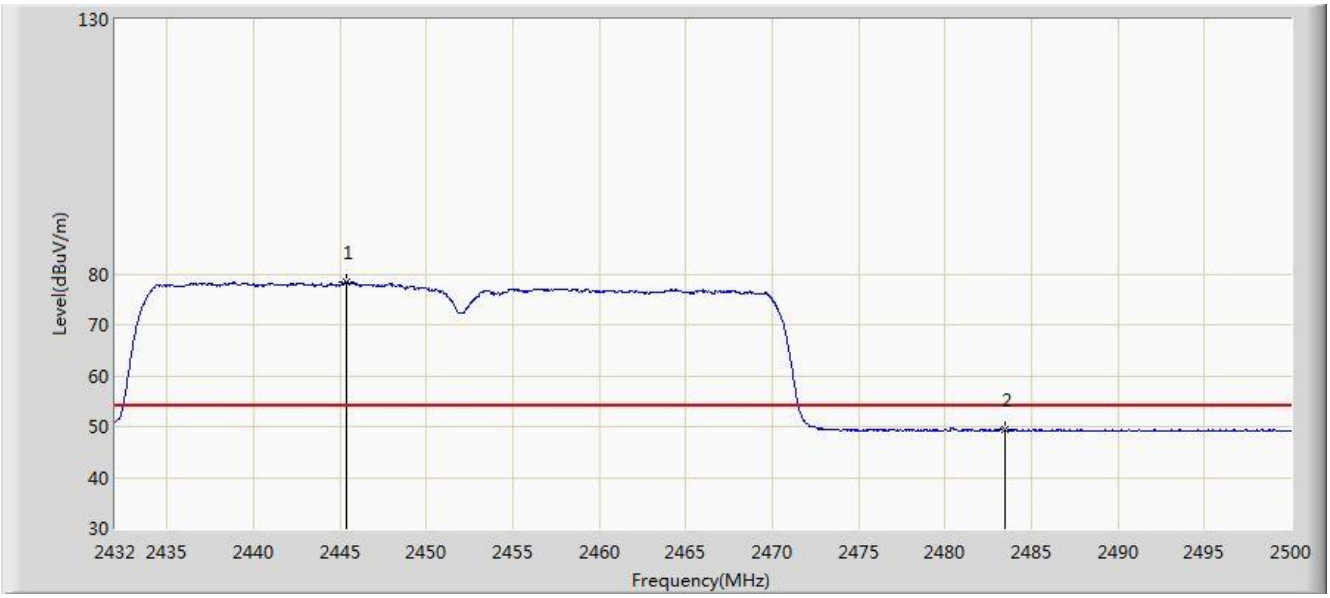

No	Flag	Mark	Frequency (MHz)	Measure Level (dBuV/m)	Reading Level (dBuV)	Margin (dB)	Limit (dBuV/m)	Factor (dB)	Type
1		*	2445.396	78.401	45.872	N/A	N/A	32.529	AV
2			2483.500	49.299	16.595	-4.701	54.000	32.704	AV

Note: Measure Level (dBµV/m) = Reading Level (dBµV) + Factor (dB)

Factor (dB) = Cable Loss (dB) + Antenna Factor (dB/m).

Site: AC1	Time: 2020/01/08 - 04:18
Limit: FCC_Part 15.209_RE(3m)	Engineer: Kevin Ker
Probe: BBHA 9120D_1-18GHz_2019	Polarity: Vertical
EUT: ACCESS POINT	Power: By PoE
Test Mode: Transmit by 802.11n-HT40 at Channel 2452MHz	

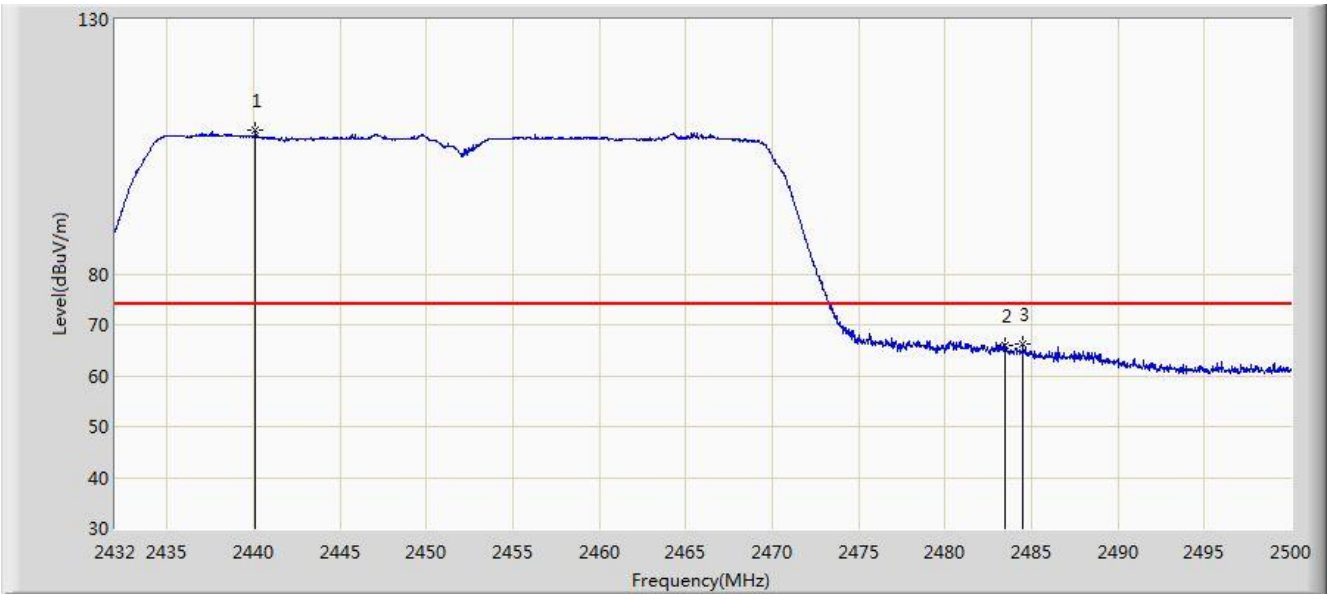

No	Flag	Mark	Frequency (MHz)	Measure Level (dBuV/m)	Reading Level (dBuV)	Margin (dB)	Limit (dBuV/m)	Factor (dB)	Type
1		*	2440.126	108.315	75.810	N/A	N/A	32.504	PK
2			2483.500	65.905	33.201	-8.095	74.000	32.704	PK
3			2484.530	66.256	33.547	-7.744	74.000	32.710	PK

Note: Measure Level (dBµV/m) = Reading Level (dBµV) + Factor (dB)

Factor (dB) = Cable Loss (dB) + Antenna Factor (dB/m).

Site: AC1	Time: 2020/01/08 - 04:16
Limit: FCC_Part 15.209_RE(3m)	Engineer: Kevin Ker
Probe: BBHA 9120D_1-18GHz_2019	Polarity: Vertical
EUT: ACCESS POINT	Power: By PoE
Test Mode: Transmit by 802.11n-HT40 at Channel 2452MHz	

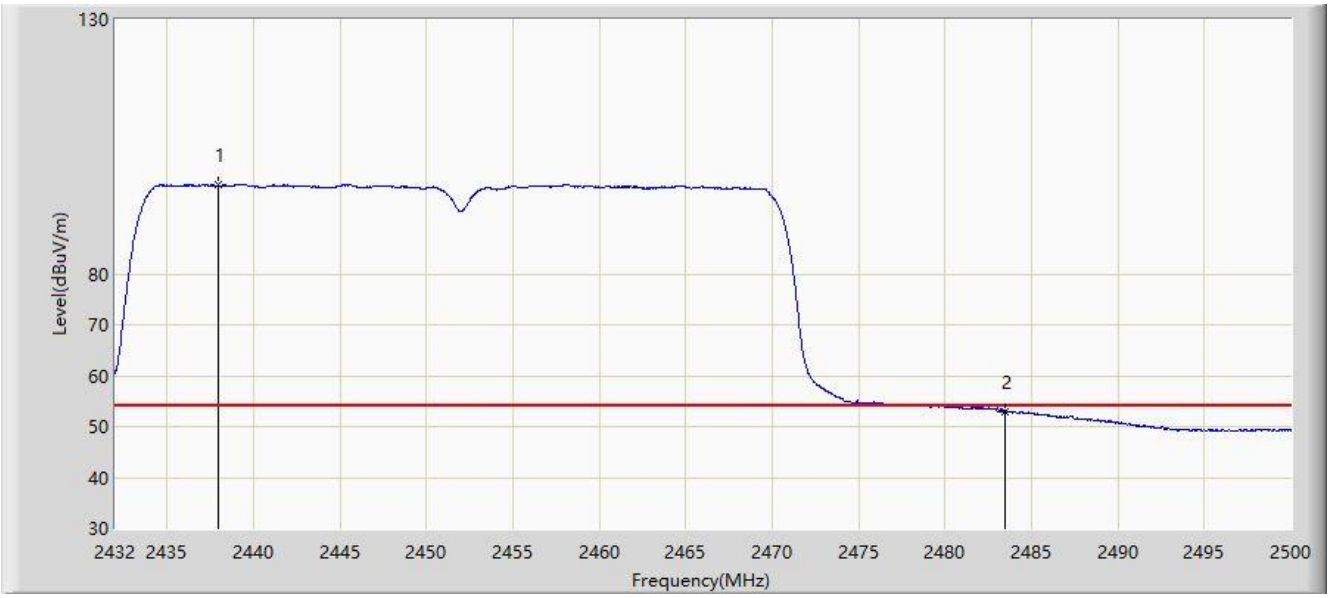

No	Flag	Mark	Frequency (MHz)	Measure Level (dBuV/m)	Reading Level (dBuV)	Margin (dB)	Limit (dBuV/m)	Factor (dB)	Type
1		*	2437.984	97.579	65.084	N/A	N/A	32.495	AV
2			2483.500	52.949	20.245	-1.051	54.000	32.704	AV

Note: Measure Level (dBµV/m) = Reading Level (dBµV) + Factor (dB)

Factor (dB) = Cable Loss (dB) + Antenna Factor (dB/m).

Site: AC1	Time: 2020/01/10 - 02:05
Limit: FCC_Part 15.209_RE(3m)	Engineer: Kevin Ker
Probe: BBHA 9120D_1-18GHz_2019	Polarity: Horizontal
EUT: ACCESS POINT	Power: By PoE
Test Mode: Transmit by 802.11ax-HE20 at Channel 2412MHz	

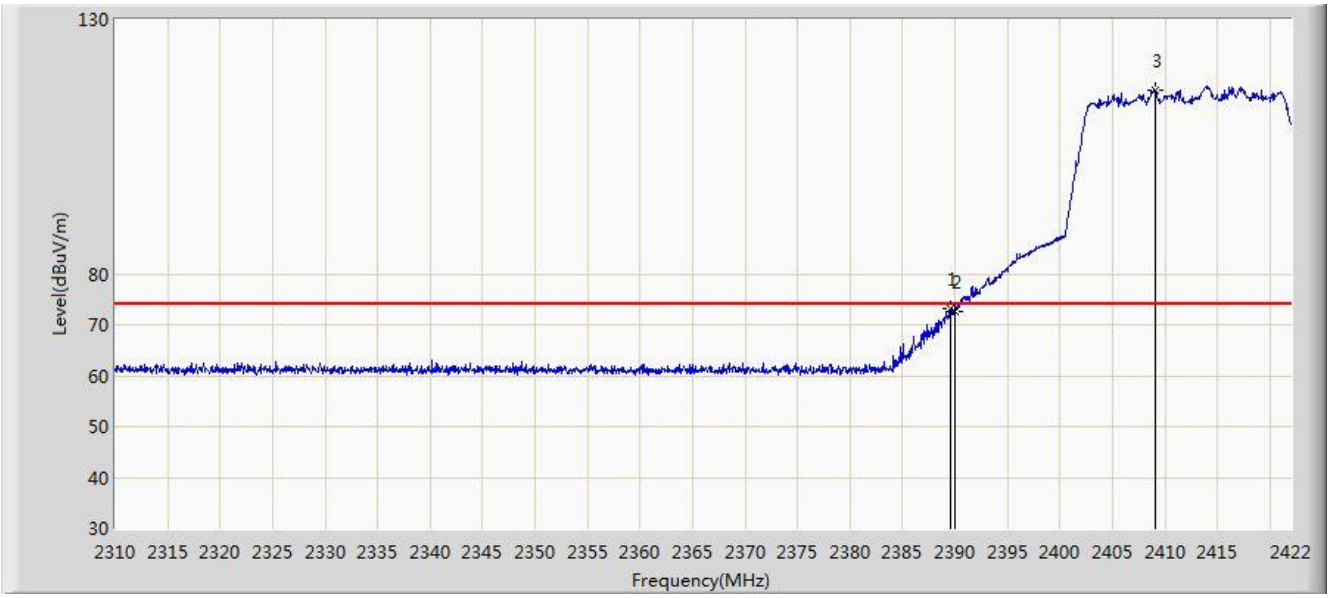

No	Flag	Mark	Frequency (MHz)	Measure Level (dBuV/m)	Reading Level (dBuV)	Margin (dB)	Limit (dBuV/m)	Factor (dB)	Type
1			2389.520	73.262	40.990	-0.738	74.000	32.273	PK
2			2390.000	72.544	40.270	-1.456	74.000	32.274	PK
3		*	2409.064	116.052	83.691	N/A	N/A	32.362	PK

Note: Measure Level (dBμV/m) = Reading Level (dBμV) + Factor (dB)

Factor (dB) = Cable Loss (dB) + Antenna Factor (dB/m).