Annex C

WLAN 802.11b/g/n/ax Test Result

Model No.: APEX0577

Description Page

1. Power Spectral Density Measurement Test Result 2

2. Radiated Spurious Emission Measurement Test Result.....15

3. Radiated Restricted Band Edge Measurement Test Result 35

1. Power Spectral Density Measurement Test Result

Product	ACCESS POINT	Temperature	25°C
Test Engineer	Kevin Ker	Relative Humidity	45%
Test Site	SR2	Test Date	2020/03/09
Antenna Type	Internal Antenna	Test Item	Power Spectral Density

Test Mode	Data Rate/ MCS	Channel No.	Freq. (MHz)	Ant 0 AVGPSD (dBm / 10kHz)	Ant 1 AVGPSD (dBm / 10kHz)	Duty Cycle (%)	Total AVGPSD (dBm / 10kHz)	Limit (dBm / 3kHz)	Result
11b	1Mbps	1	2412	-2.57	-2.58	94.55	0.68	≤ 7.20	Pass
11b	1Mbps	6	2437	-1.54	-2.37	94.55	1.32	≤ 7.20	Pass
11b	1Mbps	11	2462	-2.91	-2.82	94.55	0.39	≤ 7.20	Pass
11g	6Mbps	1	2412	-10.57	-9.92	94.42	-6.97	≤ 7.20	Pass
11g	6Mbps	6	2437	-5.82	-5.74	94.42	-2.52	≤ 7.20	Pass
11g	6Mbps	11	2462	-11.19	-10.34	94.42	-7.48	≤ 7.20	Pass
11n-HT20	MCS0	1	2412	-10.53	-10.32	94.04	-7.15	≤ 7.20	Pass
11n-HT20	MCS0	6	2437	-5.74	-5.60	94.04	-2.39	≤ 7.20	Pass
11n-HT20	MCS0	11	2462	-11.43	-11.26	94.04	-8.07	≤ 7.20	Pass
11n-HT40	MCS0	3	2422	-13.95	-13.30	88.77	-10.09	≤ 7.20	Pass
11n-HT40	MCS0	6	2437	-12.58	-12.53	88.77	-9.03	≤ 7.20	Pass
11n-HT40	MCS0	9	2452	-16.21	-15.66	88.77	-12.40	≤ 7.20	Pass
11ax-HE20	MCS0	1	2412	-10.44	-10.89	97.35	-7.53	≤ 7.20	Pass
11ax-HE20	MCS0	6	2437	-5.96	-5.63	97.35	-2.66	≤ 7.20	Pass
11ax-HE20	MCS0	11	2462	-12.39	-12.71	97.35	-9.42	≤ 7.20	Pass
11ax-HE40	MCS0	3	2422	-14.98	-13.78	94.68	-11.09	≤ 7.20	Pass
11ax-HE40	MCS0	6	2437	-12.91	-13.14	94.68	-9.78	≤ 7.20	Pass
11ax-HE40	MCS0	9	2452	-16.56	-17.02	94.68	-13.54	≤ 7.20	Pass

Note 1: When EUT duty cycle ≥ 98%, Total AVGPSD = 10*log $\{10^{(\text{Ant 0 AVGPSD}/10)} + 10^{(\text{Ant 1 AVGPSD}/10)}\}$.

Note 2: When EUT duty cycle < 98%, Total AVGPSD = 10*log $\{10^{(\text{Ant 0 AVGPSD}/10)} + 10^{(\text{Ant 1 AVGPSD}/10)}\}$ + 10*log (1/duty cycle).

Note 3: Limit = 8 (dBm / 3kHz) – (6.8 dBi – 6 dBi) = 7.2 (dBm / 3kHz).

802.11b AVGPSD - Ant 0 / Ant 0 + 1

Channel 01 (2412MHz)

Channel 06 (2437MHz)

Channel 11 (2462MHz)

802.11g AVGPSD - Ant 0 / Ant 0 + 1	
Channel 01 (2412MHz)	**Channel 06 (2437MHz)**
	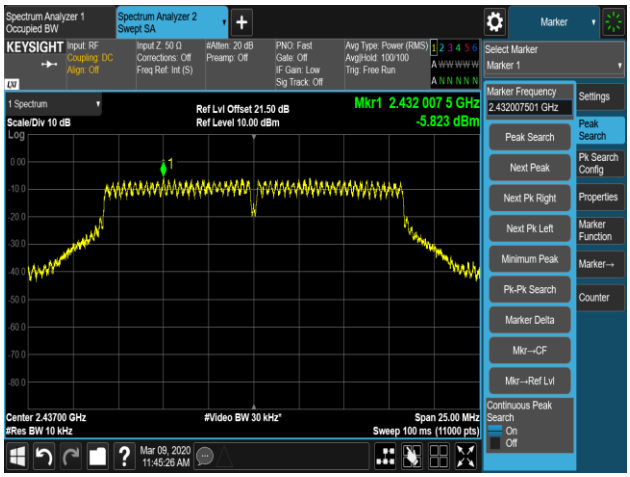
Channel 11 (2462MHz)	

802.11n-HT20 AVGPSD - Ant 0 / Ant 0 + 1	
Channel 01 (2412MHz)	**Channel 06 (2437MHz)**
Channel 11 (2462MHz)	
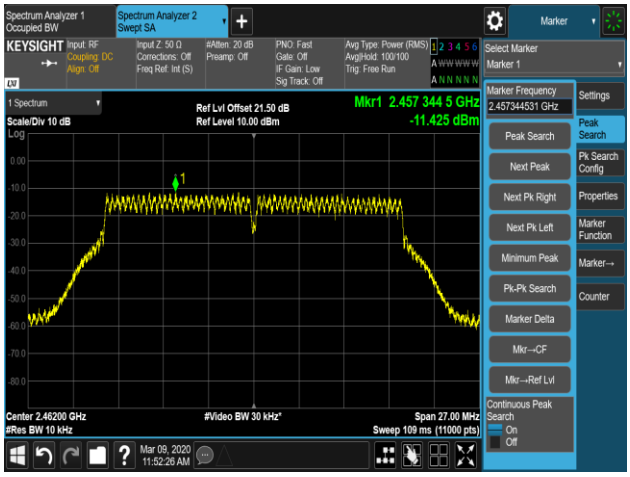	

802.11n-HT40 AVGPSD - Ant 0 / Ant 0 + 1	
Channel 03 (2422MHz)	**Channel 06 (2437MHz)**
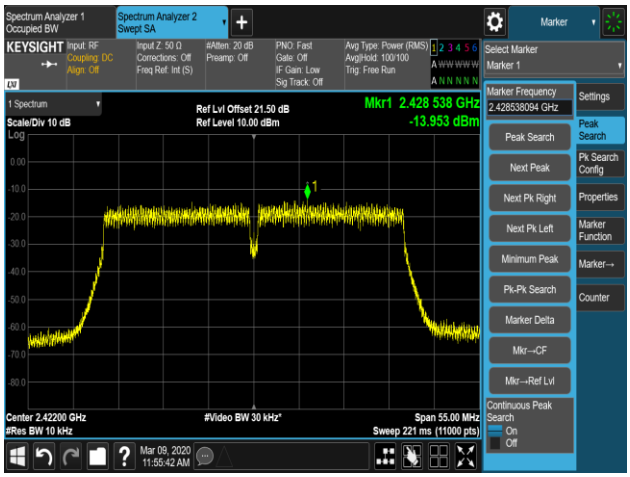	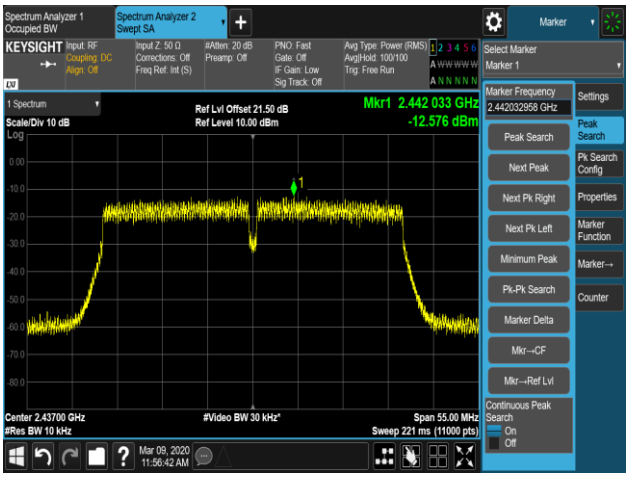
Channel 09 (2452MHz)	
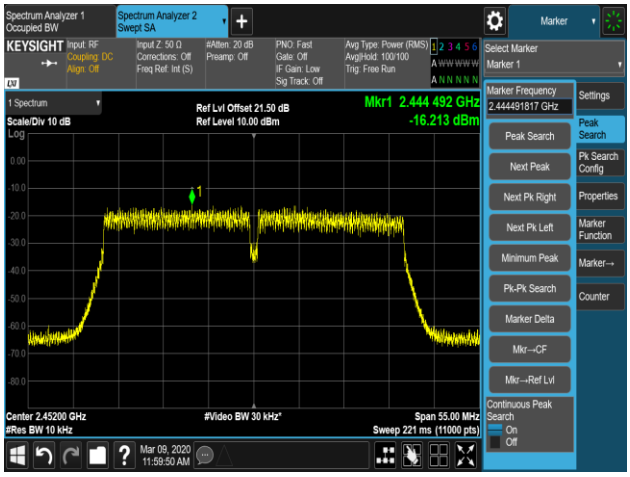	

802.11ax-HE20 AVGPSD - Ant 0 / Ant 0 + 1	
Channel 01 (2412MHz)	**Channel 06 (2437MHz)**
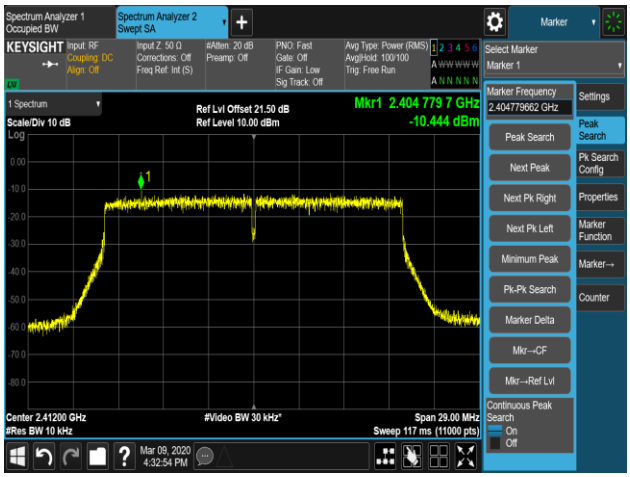	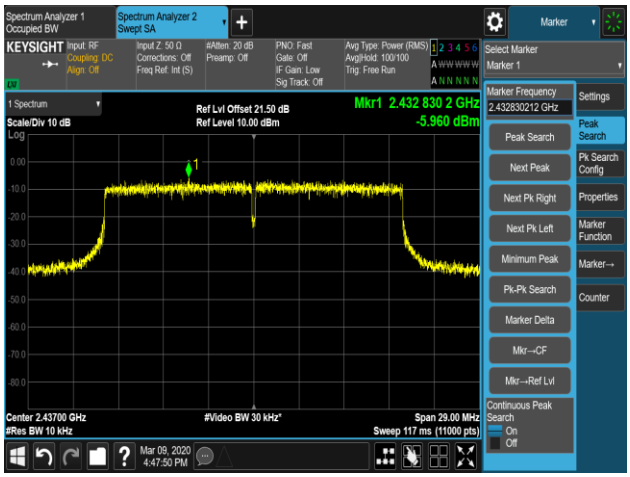
Channel 11 (2462MHz)	
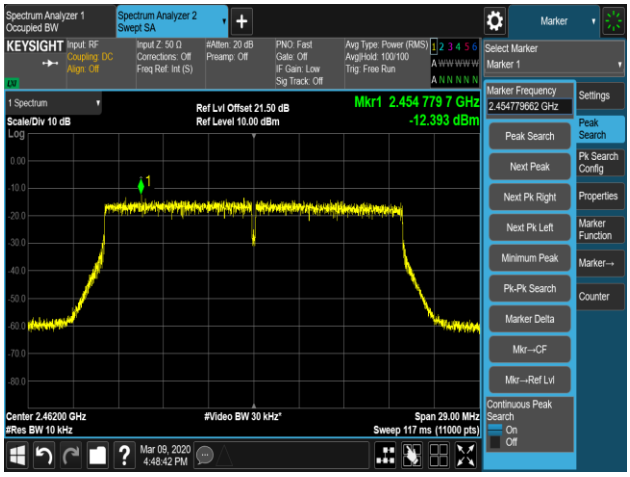	

802.11ax-HE40 AVGPSD - Ant 0 / Ant 0 + 1	
Channel 03 (2422MHz)	**Channel 06 (2437MHz)**
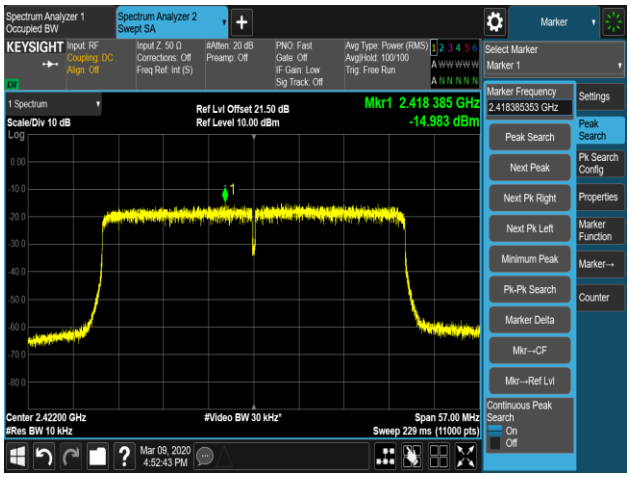	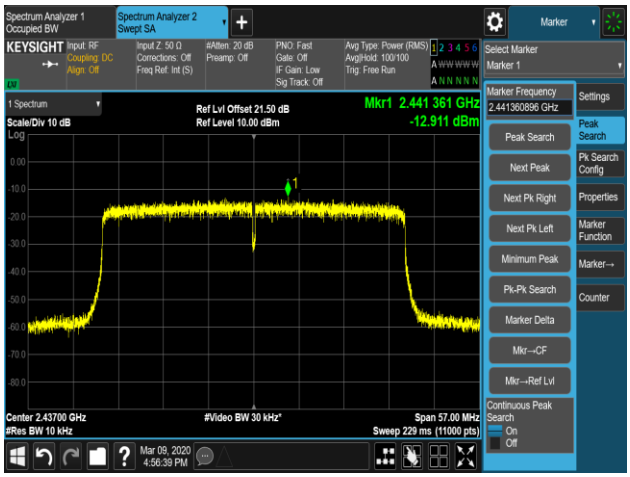
Channel 09 (2452MHz)	
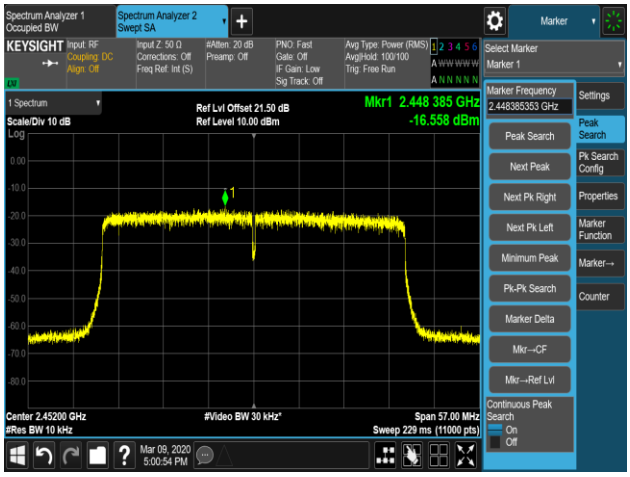	

802.11b AVGPSD - Ant 1 / Ant 0 + 1	
Channel 01 (2412MHz)	**Channel 06 (2437MHz)**
Channel 11 (2462MHz)	

802.11g AVGPSD - Ant 1 / Ant 0 + 1	
Channel 01 (2412MHz)	**Channel 06 (2437MHz)**
	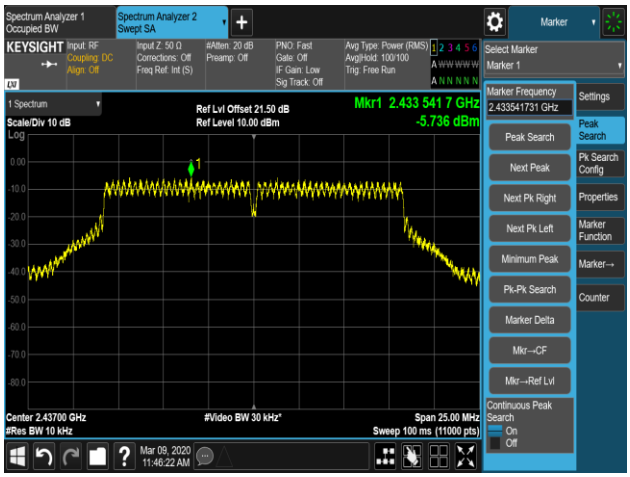
Channel 11 (2462MHz)	
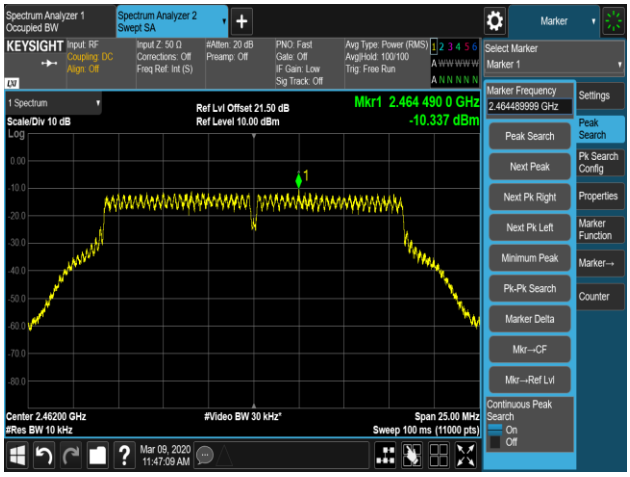	

802.11n-HT20 AVGPSD - Ant 1 / Ant 0 + 1	
Channel 01 (2412MHz)	**Channel 06 (2437MHz)**
Channel 11 (2462MHz)	
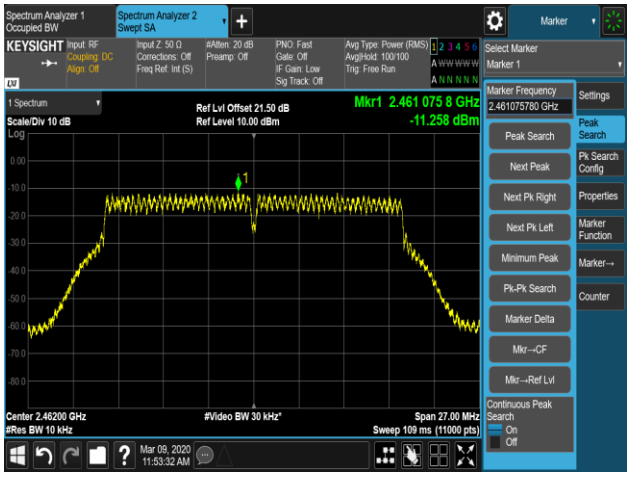	

802.11n-HT40 AVGPSD - Ant 1 / Ant 0 + 1	
Channel 03 (2422MHz)	**Channel 06 (2437MHz)**
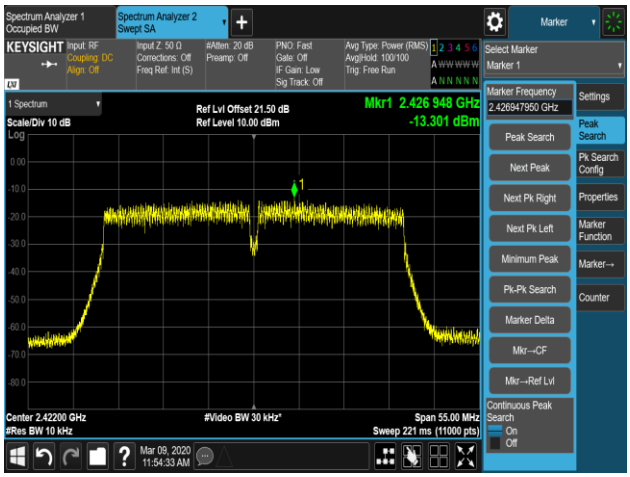	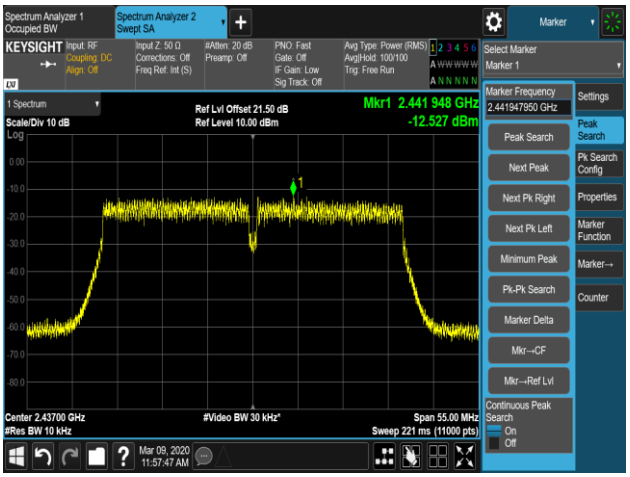
Channel 09 (2452MHz)	
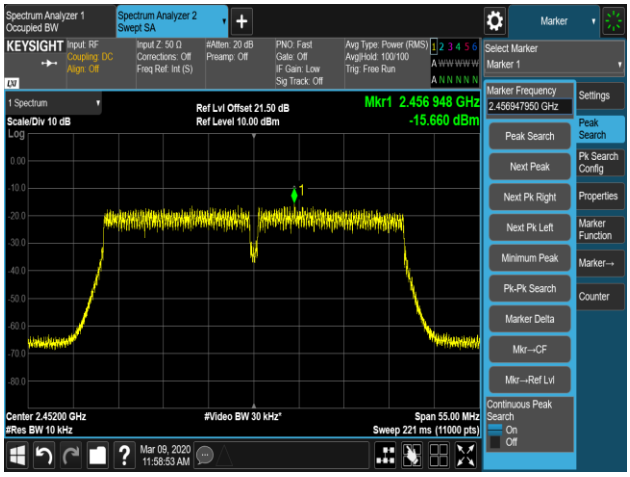	

802.11ax-HE20 AVGPSD - Ant 1 / Ant 0 + 1	
Channel 01 (2412MHz)	**Channel 06 (2437MHz)**
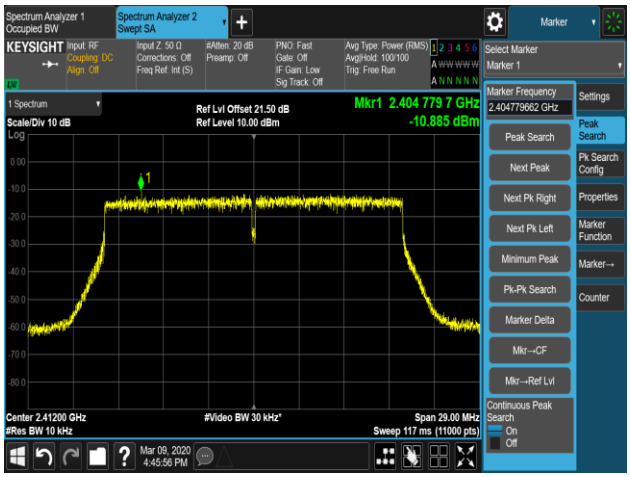	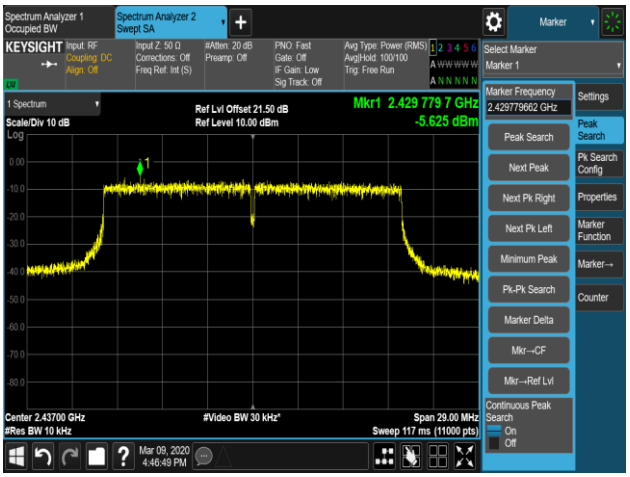
Channel 11 (2462MHz)	
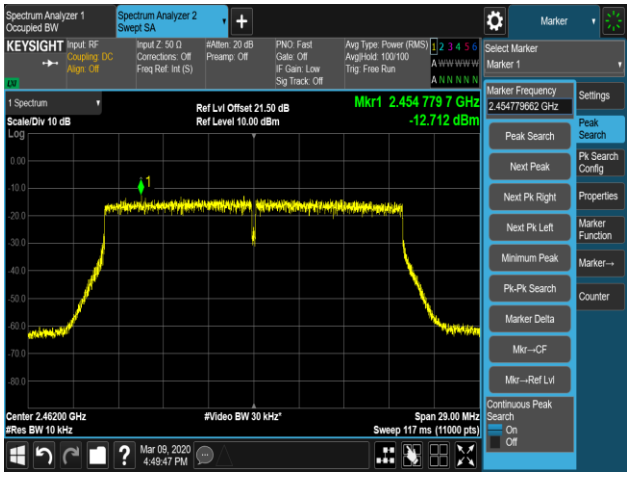	

802.11ax-HE40 AVGPSD - Ant 1 / Ant 0 + 1	
Channel 03 (2422MHz)	**Channel 06 (2437MHz)**
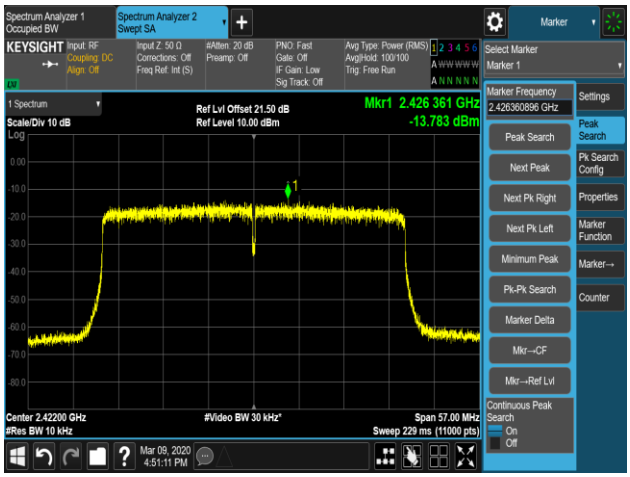	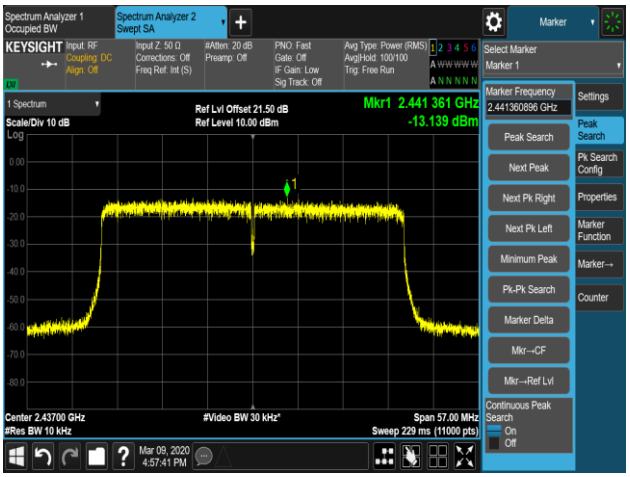
Channel 11 (2452MHz)	
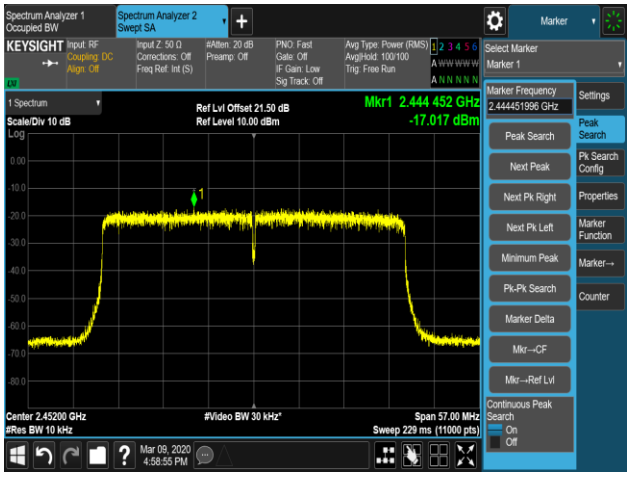	

2. Radiated Spurious Emission Measurement Test Result

Product	ACCESS POINT	Temperature	25°C
Test Engineer	Kevin Ker	Relative Humidity	56%
Test Site	AC1	Test Date	2020/03/12
Test Mode:	802.11b - Ant 0 + 1	Test Channel:	01
Remark:	1. Average measurement was not performed if peak level lower than average limit. 2. Other frequency was 20dB below limit line within 1-18GHz, there is not show in the report.		

Mark	Frequency (MHz)	Reading Level (dBμV)	Factor (dB)	Measure Level (dBμV/m)	Limit (dBμV/m)	Margin (dB)	Detector	Polarization
	4187.5	52.6	-16.9	35.7	54.0	-18.3	Peak	Horizontal
	5114.0	52.9	-12.8	40.1	54.0	-13.9	Peak	Horizontal
*	5998.0	48.6	-9.6	39.0	90.7	-51.7	Peak	Horizontal
*	7069.0	47.3	-3.7	43.6	90.7	-47.1	Peak	Horizontal
	4689.0	52.4	-14.7	37.7	54.0	-16.3	Peak	Vertical
	5114.0	51.9	-13.2	38.7	54.0	-15.3	Peak	Vertical
*	6491.0	48.1	-7.0	41.1	90.7	-49.6	Peak	Vertical
*	7876.5	45.1	-2.3	42.8	90.7	-47.9	Peak	Vertical

Note 1: "*" is not in restricted band, its limit is 30dBc of the fundamental emission level (120.7dBμV/m) or 15.209 which is higher.

Note 2: Measure Level (dBμV/m) = Reading Level (dBμV) + Factor (dB)

Factor (dB) = Cable Loss (dB) + Antenna Factor (dB/m) - Pre_Amplifier Gain (dB)

Product	ACCESS POINT	Temperature	25°C
Test Engineer	Kevin Ker	Relative Humidity	56%
Test Site	AC1	Test Date	2020/03/12
Test Mode:	802.11b - Ant 0 + 1	Test Channel:	06
Remark:	1. Average measurement was not performed if peak level lower than average limit. 2. Other frequency was 20dB below limit line within 1-18GHz, there is not show in the report.		

Mark	Frequency (MHz)	Reading Level (dBμV)	Factor (dB)	Measure Level (dBμV/m)	Limit (dBμV/m)	Margin (dB)	Detector	Polarization
	4306.5	53.0	-16.0	37.0	54.0	-17.0	Peak	Horizontal
	4731.5	52.4	-14.0	38.4	54.0	-15.6	Peak	Horizontal
*	5581.5	51.9	-12.3	39.6	93.1	-53.5	Peak	Horizontal
*	6703.5	47.5	-5.2	42.3	93.1	-50.8	Peak	Horizontal
	4663.5	52.7	-14.9	37.8	54.0	-16.2	Peak	Vertical
	5148.0	51.4	-13.3	38.1	54.0	-15.9	Peak	Vertical
*	5845.0	49.3	-10.5	38.8	93.1	-54.3	Peak	Vertical
*	7060.5	47.7	-4.0	43.7	93.1	-49.4	Peak	Vertical

Note 1: "*" is not in restricted band, its limit is 30dBc of the fundamental emission level (123.1dBμV/m) or 15.209 which is higher.

Note 2: Measure Level (dBμV/m) = Reading Level (dBμV) + Factor (dB)

Factor (dB) = Cable Loss (dB) + Antenna Factor (dB/m) - Pre_Amplifier Gain (dB)

Product	ACCESS POINT	Temperature	25°C
Test Engineer	Kevin Ker	Relative Humidity	56%
Test Site	AC1	Test Date	2020/03/12
Test Mode:	802.11b - Ant 0 + 1	Test Channel:	11
Remark:	1. Average measurement was not performed if peak level lower than average limit. 2. Other frequency was 20dB below limit line within 1-18GHz, there is not show in the report.		

Mark	Frequency (MHz)	Reading Level (dBμV)	Factor (dB)	Measure Level (dBμV/m)	Limit (dBμV/m)	Margin (dB)	Detector	Polarization
	4663.5	51.6	-14.2	37.4	54.0	-16.6	Peak	Horizontal
	4986.5	51.3	-13.2	38.1	54.0	-15.9	Peak	Horizontal
*	6100.0	48.9	-9.3	39.6	85.9	-46.3	Peak	Horizontal
*	7086.0	46.4	-3.4	43.0	85.9	-42.9	Peak	Horizontal
	4672.0	52.5	-14.8	37.7	54.0	-16.3	Peak	Vertical
	5012.0	50.5	-13.9	36.6	54.0	-17.4	Peak	Vertical
*	7086.0	46.9	-3.3	43.6	85.9	-42.3	Peak	Vertical
*	7842.5	45.1	-2.6	42.5	85.9	-43.4	Peak	Vertical

Note 1: "*" is not in restricted band, its limit is 30dBc of the fundamental emission level (115.9dBμV/m) or 15.209 which is higher.

Note 2: Measure Level (dBμV/m) = Reading Level (dBμV) + Factor (dB)

Factor (dB) = Cable Loss (dB) + Antenna Factor (dB/m) - Pre_Amplifier Gain (dB)

Product	ACCESS POINT	Temperature	25°C
Test Engineer	Kevin Ker	Relative Humidity	56%
Test Site	AC1	Test Date	2020/03/12
Test Mode:	802.11g - Ant 0 + 1	Test Channel:	01
Remark:	1. Average measurement was not performed if peak level lower than average limit. 2. Other frequency was 20dB below limit line within 1-18GHz, there is not show in the report.		

Mark	Frequency (MHz)	Reading Level (dBμV)	Factor (dB)	Measure Level (dBμV/m)	Limit (dBμV/m)	Margin (dB)	Detector	Polarization
	4094.0	55.0	-18.0	37.0	54.0	-17.0	Peak	Horizontal
	4833.5	50.6	-13.7	36.9	54.0	-17.1	Peak	Horizontal
*	6185.0	47.4	-8.9	38.5	86.0	-47.5	Peak	Horizontal
*	6865.0	46.8	-4.7	42.1	86.0	-43.9	Peak	Horizontal
	4111.0	55.8	-18.4	37.4	54.0	-16.6	Peak	Vertical
	4791.0	52.7	-14.2	38.5	54.0	-15.5	Peak	Vertical
*	6193.5	49.6	-9.1	40.5	86.0	-45.5	Peak	Vertical
*	6967.0	47.7	-5.0	42.7	86.0	-43.3	Peak	Vertical

Note 1: "*" is not in restricted band, its limit is 30dBc of the fundamental emission level (116.0dBμV/m) or 15.209 which is higher.

Note 2: Measure Level (dBμV/m) = Reading Level (dBμV) + Factor (dB)

Factor (dB) = Cable Loss (dB) + Antenna Factor (dB/m) - Pre_Amplifier Gain (dB)

Product	ACCESS POINT	Temperature	25°C
Test Engineer	Kevin Ker	Relative Humidity	56%
Test Site	AC1	Test Date	2020/03/12
Test Mode:	802.11g - Ant 0 + 1	Test Channel:	06
Remark:	1. Average measurement was not performed if peak level lower than average limit. 2. Other frequency was 20dB below limit line within 1-18GHz, there is not show in the report.		

Mark	Frequency (MHz)	Reading Level (dBμV)	Factor (dB)	Measure Level (dBμV/m)	Limit (dBμV/m)	Margin (dB)	Detector	Polarization
	4697.5	52.5	-14.0	38.5	54.0	-15.5	Peak	Horizontal
	4944.0	50.4	-13.7	36.7	54.0	-17.3	Peak	Horizontal
*	6610.0	46.6	-5.4	41.2	93.4	-52.2	Peak	Horizontal
*	7077.5	46.0	-3.5	42.5	93.4	-50.9	Peak	Horizontal
	4272.5	54.0	-17.4	36.6	54.0	-17.4	Peak	Vertical
	4740.0	52.5	-14.7	37.8	54.0	-16.2	Peak	Vertical
*	5811.0	48.4	-10.8	37.6	93.4	-55.8	Peak	Vertical
*	6618.5	46.1	-6.1	40.0	93.4	-53.4	Peak	Vertical

Note 1: "*" is not in restricted band, its limit is 30dBc of the fundamental emission level (123.4BμV/m) or 15.209 which is higher.

Note 2: Measure Level (dBμV/m) = Reading Level (dBμV) + Factor (dB)

Factor (dB) = Cable Loss (dB) + Antenna Factor (dB/m) - Pre_Amplifier Gain (dB)

Product	ACCESS POINT	Temperature	25°C
Test Engineer	Kevin Ker	Relative Humidity	56%
Test Site	AC1	Test Date	2020/03/12
Test Mode:	802.11g - Ant 0 + 1	Test Channel:	11
Remark:	1. Average measurement was not performed if peak level lower than average limit. 2. Other frequency was 20dB below limit line within 1-18GHz, there is not show in the report.		

Mark	Frequency (MHz)	Reading Level (dBμV)	Factor (dB)	Measure Level (dBμV/m)	Limit (dBμV/m)	Margin (dB)	Detector	Polarization
	4663.5	52.0	-14.2	37.8	54.0	-16.2	Peak	Horizontal
	4961.0	51.9	-13.5	38.4	54.0	-15.6	Peak	Horizontal
*	5760.0	49.8	-11.1	38.7	87.8	-49.1	Peak	Horizontal
*	6865.0	46.5	-4.7	41.8	87.8	-46.0	Peak	Horizontal
	4646.5	50.9	-15.0	35.9	54.0	-18.1	Peak	Vertical
	5088.5	51.9	-13.3	38.6	54.0	-15.4	Peak	Vertical
*	6006.5	49.3	-9.7	39.6	87.8	-48.2	Peak	Vertical
*	7077.5	46.6	-3.5	43.1	87.8	-44.7	Peak	Vertical

Note 1: "*" is not in restricted band, its limit is 30dBc of the fundamental emission level (117.8dBμV/m) or 15.209 which is higher.

Note 2: Measure Level (dBμV/m) = Reading Level (dBμV) + Factor (dB)

Factor (dB) = Cable Loss (dB) + Antenna Factor (dB/m) - Pre_Amplifier Gain (dB)

Product	ACCESS POINT	Temperature	25°C
Test Engineer	Kevin Ker	Relative Humidity	56%
Test Site	AC1	Test Date	2020/03/12
Test Mode:	802.11n-HT20 - Ant 0 + 1	Test Channel:	01
Remark:	1. Average measurement was not performed if peak level lower than average limit. 2. Other frequency was 20dB below limit line within 1-18GHz, there is not show in the report.		

Mark	Frequency (MHz)	Reading Level (dBμV)	Factor (dB)	Measure Level (dBμV/m)	Limit (dBμV/m)	Margin (dB)	Detector	Polarization
	4655.0	52.3	-14.3	38.0	54.0	-16.0	Peak	Horizontal
	5071.5	51.3	-12.9	38.4	54.0	-15.6	Peak	Horizontal
*	6159.5	49.1	-8.8	40.3	87.5	-47.2	Peak	Horizontal
*	7094.5	46.9	-3.2	43.7	87.5	-43.8	Peak	Horizontal
	4680.5	52.6	-14.8	37.8	54.0	-16.2	Peak	Vertical
	5080.0	52.1	-13.4	38.7	54.0	-15.3	Peak	Vertical
*	7222.0	46.0	-2.2	43.8	87.5	-43.7	Peak	Vertical
*	7995.5	46.1	-2.0	44.1	87.5	-43.4	Peak	Vertical

Note 1: "*" is not in restricted band, its limit is 30dBc of the fundamental emission level (117.5dBμV/m) or 15.209 which is higher.

Note 2: Measure Level (dBμV/m) = Reading Level (dBμV) + Factor (dB)

Factor (dB) = Cable Loss (dB) + Antenna Factor (dB/m) - Pre_Amplifier Gain (dB)

Product	ACCESS POINT	Temperature	25°C
Test Engineer	Kevin Ker	Relative Humidity	56%
Test Site	AC1	Test Date	2020/03/12
Test Mode:	802.11n-HT20 - Ant 0 + 1	Test Channel:	06
Remark:	1. Average measurement was not performed if peak level lower than average limit. 2. Other frequency was 20dB below limit line within 1-18GHz, there is not show in the report.		

Mark	Frequency (MHz)	Reading Level (dBμV)	Factor (dB)	Measure Level (dBμV/m)	Limit (dBμV/m)	Margin (dB)	Detector	Polarization
	4238.5	53.8	-17.0	36.8	54.0	-17.2	Peak	Horizontal
	4757.0	51.3	-14.0	37.3	54.0	-16.7	Peak	Horizontal
*	6083.0	49.8	-9.2	40.6	92.9	-52.3	Peak	Horizontal
*	6822.5	46.0	-5.0	41.0	92.9	-51.9	Peak	Horizontal
	4910.0	52.5	-14.6	37.9	54.0	-16.1	Peak	Vertical
	5071.5	52.6	-13.6	39.0	54.0	-15.0	Peak	Vertical
*	5870.5	49.0	-10.3	38.7	92.9	-54.2	Peak	Vertical
*	6958.5	47.7	-4.9	42.8	92.9	-50.1	Peak	Vertical

Note 1: "*" is not in restricted band, its limit is 30dBc of the fundamental emission level (122.9dBμV/m) or 15.209 which is higher.

Note 2: Measure Level (dBμV/m) = Reading Level (dBμV) + Factor (dB)

Factor (dB) = Cable Loss (dB) + Antenna Factor (dB/m) - Pre_Amplifier Gain (dB)

Product	ACCESS POINT	Temperature	25°C
Test Engineer	Kevin Ker	Relative Humidity	56%
Test Site	AC1	Test Date	2020/03/12
Test Mode:	802.11n-HT20 - Ant 0 + 1	Test Channel:	11
Remark:	1. Average measurement was not performed if peak level lower than average limit. 2. Other frequency was 20dB below limit line within 1-18GHz, there is not show in the report.		

Mark	Frequency (MHz)	Reading Level (dBμV)	Factor (dB)	Measure Level (dBμV/m)	Limit (dBμV/m)	Margin (dB)	Detector	Polarization
	4680.5	51.9	-14.1	37.8	54.0	-16.2	Peak	Horizontal
	5063.0	51.0	-13.0	38.0	54.0	-16.0	Peak	Horizontal
*	6040.5	49.0	-9.2	39.8	87.8	-48.0	Peak	Horizontal
*	6567.5	47.4	-6.0	41.4	87.8	-46.4	Peak	Horizontal
	4825.0	52.4	-14.3	38.1	54.0	-15.9	Peak	Vertical
	5131.0	52.3	-13.2	39.1	54.0	-14.9	Peak	Vertical
*	6576.0	47.9	-6.3	41.6	87.8	-46.2	Peak	Vertical
*	6975.5	48.4	-5.1	43.3	87.8	-44.5	Peak	Vertical

Note 1: "*" is not in restricted band, its limit is 30dBc of the fundamental emission level (117.8dBμV/m) or 15.209 which is higher.

Note 2: Measure Level (dBμV/m) = Reading Level (dBμV) + Factor (dB)

Factor (dB) = Cable Loss (dB) + Antenna Factor (dB/m) - Pre_Amplifier Gain (dB)

Product	ACCESS POINT	Temperature	25°C
Test Engineer	Kevin Ker	Relative Humidity	56%
Test Site	AC1	Test Date	2020/03/12
Test Mode:	802.11n-HT40 - Ant 0 + 1	Test Channel:	03
Remark:	1. Average measurement was not performed if peak level lower than average limit. 2. Other frequency was 20dB below limit line within 1-18GHz, there is not show in the report.		

Mark	Frequency (MHz)	Reading Level (dBμV)	Factor (dB)	Measure Level (dBμV/m)	Limit (dBμV/m)	Margin (dB)	Detector	Polarization
	4689.0	51.7	-14.1	37.6	54.0	-16.4	Peak	Horizontal
	5131.0	51.6	-12.8	38.8	54.0	-15.2	Peak	Horizontal
*	6593.0	46.3	-5.5	40.8	83.6	-42.8	Peak	Horizontal
*	7205.0	46.1	-2.2	43.9	83.6	-39.7	Peak	Horizontal
	4748.5	51.0	-14.7	36.3	54.0	-17.7	Peak	Vertical
	5148.0	50.7	-13.3	37.4	54.0	-16.6	Peak	Vertical
*	6083.0	49.5	-9.6	39.9	83.6	-43.7	Peak	Vertical
*	6975.5	47.7	-5.1	42.6	83.6	-41.0	Peak	Vertical

Note 1: "*" is not in restricted band, its limit is 30dBc of the fundamental emission level (113.6dBμV/m) or 15.209 which is higher.

Note 2: Measure Level (dBμV/m) = Reading Level (dBμV) + Factor (dB)

Factor (dB) = Cable Loss (dB) + Antenna Factor (dB/m) - Pre_Amplifier Gain (dB)

Product	ACCESS POINT	Temperature	25°C
Test Engineer	Kevin Ker	Relative Humidity	56%
Test Site	AC1	Test Date	2020/03/12
Test Mode:	802.11n-HT40 - Ant 0 + 1	Test Channel:	06
Remark:	1. Average measurement was not performed if peak level lower than average limit. 2. Other frequency was 20dB below limit line within 1-18GHz, there is not show in the report.		

Mark	Frequency (MHz)	Reading Level (dBμV)	Factor (dB)	Measure Level (dBμV/m)	Limit (dBμV/m)	Margin (dB)	Detector	Polarization
	4680.5	51.9	-14.1	37.8	54.0	-16.2	Peak	Horizontal
	5054.5	50.9	-13.0	37.9	54.0	-16.1	Peak	Horizontal
*	5760.0	49.1	-11.1	38.0	85.3	-47.3	Peak	Horizontal
*	7094.5	46.8	-3.2	43.6	85.3	-41.7	Peak	Horizontal
	4034.5	55.6	-19.0	36.6	54.0	-17.4	Peak	Vertical
	5029.0	52.5	-13.9	38.6	54.0	-15.4	Peak	Vertical
*	6363.5	49.3	-8.1	41.2	85.3	-44.1	Peak	Vertical
*	6916.0	46.5	-5.2	41.3	85.3	-44.0	Peak	Vertical

Note 1: "*" is not in restricted band, its limit is 30dBc of the fundamental emission level (115.3dBμV/m) or 15.209 which is higher.

Note 2: Measure Level (dBμV/m) = Reading Level (dBμV) + Factor (dB)

Factor (dB) = Cable Loss (dB) + Antenna Factor (dB/m) - Pre_Amplifier Gain (dB)

Product	ACCESS POINT	Temperature	25°C
Test Engineer	Kevin Ker	Relative Humidity	56%
Test Site	AC1	Test Date	2020/03/12
Test Mode:	802.11n-HT40 - Ant 0 + 1	Test Channel:	09
Remark:	1. Average measurement was not performed if peak level lower than average limit. 2. Other frequency was 20dB below limit line within 1-18GHz, there is not show in the report.		

Mark	Frequency (MHz)	Reading Level (dBμV)	Factor (dB)	Measure Level (dBμV/m)	Limit (dBμV/m)	Margin (dB)	Detector	Polarization
	4680.5	52.2	-14.1	38.1	54.0	-15.9	Peak	Horizontal
	5054.5	51.2	-13.0	38.2	54.0	-15.8	Peak	Horizontal
*	6193.5	48.7	-8.9	39.8	81.8	-42.0	Peak	Horizontal
*	6831.0	46.7	-4.9	41.8	81.8	-40.0	Peak	Horizontal
	4111.0	54.8	-18.4	36.4	54.0	-17.6	Peak	Vertical
	4765.5	52.5	-14.5	38.0	54.0	-16.0	Peak	Vertical
*	5649.5	50.8	-12.4	38.4	81.8	-43.4	Peak	Vertical
*	7052.0	46.1	-4.2	41.9	81.8	-39.9	Peak	Vertical

Note 1: "*" is not in restricted band, its limit is 30dBc of the fundamental emission level (111.8dBμV/m) or 15.209 which is higher.

Note 2: Measure Level (dBμV/m) = Reading Level (dBμV) + Factor (dB)

Factor (dB) = Cable Loss (dB) + Antenna Factor (dB/m) - Pre_Amplifier Gain (dB)

Product	ACCESS POINT	Temperature	25°C
Test Engineer	Kevin Ker	Relative Humidity	56%
Test Site	AC1	Test Date	2020/03/12
Test Mode:	802.11ax-HE20 - Ant 0 + 1	Test Channel:	01
Remark:	1. Average measurement was not performed if peak level lower than average limit. 2. Other frequency was 20dB below limit line within 1-18GHz, there is not show in the report.		

Mark	Frequency (MHz)	Reading Level (dBμV)	Factor (dB)	Measure Level (dBμV/m)	Limit (dBμV/m)	Margin (dB)	Detector	Polarization
	4672.0	51.9	-14.2	37.7	54.0	-16.3	Peak	Horizontal
	5063.0	51.8	-13.0	38.8	54.0	-15.2	Peak	Horizontal
*	6576.0	47.1	-5.9	41.2	89.4	-48.2	Peak	Horizontal
*	6958.5	47.3	-4.1	43.2	89.4	-46.2	Peak	Horizontal
	4153.5	54.9	-18.1	36.8	54.0	-17.2	Peak	Vertical
	4655.0	53.2	-14.9	38.3	54.0	-15.7	Peak	Vertical
*	6100.0	49.7	-9.7	40.0	89.4	-49.4	Peak	Vertical
*	7103.0	46.0	-2.9	43.1	89.4	-46.3	Peak	Vertical

Note 1: "*" is not in restricted band, its limit is 30dBc of the fundamental emission level (119.4dBμV/m) or 15.209 which is higher.

Note 2: Measure Level (dBμV/m) = Reading Level (dBμV) + Factor (dB)

Factor (dB) = Cable Loss (dB) + Antenna Factor (dB/m) - Pre_Amplifier Gain (dB)

Product	ACCESS POINT	Temperature	25°C
Test Engineer	Kevin Ker	Relative Humidity	56%
Test Site	AC1	Test Date	2020/03/12
Test Mode:	802.11ax-HE20 - Ant 0 + 1	Test Channel:	06
Remark:	1. Average measurement was not performed if peak level lower than average limit. 2. Other frequency was 20dB below limit line within 1-18GHz, there is not show in the report.		

Mark	Frequency (MHz)	Reading Level (dBμV)	Factor (dB)	Measure Level (dBμV/m)	Limit (dBμV/m)	Margin (dB)	Detector	Polarization
	4757.0	51.7	-14.0	37.7	54.0	-16.3	Peak	Horizontal
	5054.5	50.8	-13.0	37.8	54.0	-16.2	Peak	Horizontal
*	5768.5	49.8	-11.1	38.7	94.1	-55.4	Peak	Horizontal
*	6831.0	46.7	-4.9	41.8	94.1	-52.3	Peak	Horizontal
	4536.0	53.5	-15.6	37.9	54.0	-16.1	Peak	Vertical
	4986.5	52.1	-14.1	38.0	54.0	-16.0	Peak	Vertical
*	6567.5	47.5	-6.4	41.1	94.1	-53.0	Peak	Vertical
*	7154.0	45.6	-2.4	43.2	94.1	-50.9	Peak	Vertical

Note 1: "*" is not in restricted band, its limit is 30dBc of the fundamental emission level (124.1dBμV/m) or 15.209 which is higher.

Note 2: Measure Level (dBμV/m) = Reading Level (dBμV) + Factor (dB)

Factor (dB) = Cable Loss (dB) + Antenna Factor (dB/m) - Pre_Amplifier Gain (dB)

Product	ACCESS POINT	Temperature	25°C
Test Engineer	Kevin Ker	Relative Humidity	56%
Test Site	AC1	Test Date	2020/03/12
Test Mode:	802.11ax-HE20 - Ant 0 + 1	Test Channel:	11
Remark:	1. Average measurement was not performed if peak level lower than average limit. 2. Other frequency was 20dB below limit line within 1-18GHz, there is not show in the report.		

Mark	Frequency (MHz)	Reading Level (dBμV)	Factor (dB)	Measure Level (dBμV/m)	Limit (dBμV/m)	Margin (dB)	Detector	Polarization
	4638.0	51.7	-14.2	37.5	54.0	-16.5	Peak	Horizontal
	4901.5	51.9	-14.0	37.9	54.0	-16.1	Peak	Horizontal
*	5632.5	49.8	-12.1	37.7	87.3	-49.6	Peak	Horizontal
*	6176.5	48.7	-8.9	39.8	87.3	-47.5	Peak	Horizontal
	4374.5	53.9	-16.8	37.1	54.0	-16.9	Peak	Vertical
	4570.0	52.9	-15.2	37.7	54.0	-16.3	Peak	Vertical
*	5972.5	47.7	-10.1	37.6	87.3	-49.7	Peak	Vertical
*	7052.0	46.8	-4.2	42.6	87.3	-44.7	Peak	Vertical

Note 1: "*" is not in restricted band, its limit is 30dBc of the fundamental emission level (117.3dBμV/m) or 15.209 which is higher.

Note 2: Measure Level (dBμV/m) = Reading Level (dBμV) + Factor (dB)

Factor (dB) = Cable Loss (dB) + Antenna Factor (dB/m) - Pre_Amplifier Gain (dB)

Product	ACCESS POINT	Temperature	25°C
Test Engineer	Kevin Ker	Relative Humidity	56%
Test Site	AC1	Test Date	2020/03/12
Test Mode:	802.11ax-HE40 - Ant 0 + 1	Test Channel:	03
Remark:	1. Average measurement was not performed if peak level lower than average limit. 2. Other frequency was 20dB below limit line within 1-18GHz, there is not show in the report.		

Mark	Frequency (MHz)	Reading Level (dBμV)	Factor (dB)	Measure Level (dBμV/m)	Limit (dBμV/m)	Margin (dB)	Detector	Polarization
	4323.5	53.2	-16.0	37.2	54.0	-16.8	Peak	Horizontal
	4791.0	51.5	-13.6	37.9	54.0	-16.1	Peak	Horizontal
*	6210.5	49.1	-8.8	40.3	85.6	-45.3	Peak	Horizontal
*	6882.0	46.5	-4.7	41.8	85.6	-43.8	Peak	Horizontal
	4646.5	51.7	-15.0	36.7	54.0	-17.3	Peak	Vertical
	5029.0	52.0	-13.9	38.1	54.0	-15.9	Peak	Vertical
*	6091.5	49.7	-9.6	40.1	85.6	-45.5	Peak	Vertical
*	6686.5	47.9	-5.9	42.0	85.6	-43.6	Peak	Vertical

Note 1: "*" is not in restricted band, its limit is 30dBc of the fundamental emission level (115.6dBμV/m) or 15.209 which is higher.

Note 2: Measure Level (dBμV/m) = Reading Level (dBμV) + Factor (dB)

Factor (dB) = Cable Loss (dB) + Antenna Factor (dB/m) - Pre_Amplifier Gain (dB)

Product	ACCESS POINT	Temperature	25°C
Test Engineer	Kevin Ker	Relative Humidity	56%
Test Site	AC1	Test Date	2020/03/12
Test Mode:	802.11ax-HE40 - Ant 0 + 1	Test Channel:	06
Remark:	1. Average measurement was not performed if peak level lower than average limit. 2. Other frequency was 20dB below limit line within 1-18GHz, there is not show in the report.		

Mark	Frequency (MHz)	Reading Level (dBμV)	Factor (dB)	Measure Level (dBμV/m)	Limit (dBμV/m)	Margin (dB)	Detector	Polarization
	4689.0	51.4	-14.1	37.3	54.0	-16.7	Peak	Horizontal
	5054.5	51.5	-13.0	38.5	54.0	-15.5	Peak	Horizontal
*	6253.0	48.5	-8.5	40.0	86.9	-46.9	Peak	Horizontal
*	6992.5	46.9	-4.3	42.6	86.9	-44.3	Peak	Horizontal
	4680.5	53.0	-14.8	38.2	54.0	-15.8	Peak	Vertical
	5037.5	53.0	-13.9	39.1	54.0	-14.9	Peak	Vertical
*	6703.5	48.6	-5.9	42.7	86.9	-44.2	Peak	Vertical
*	7222.0	45.9	-2.2	43.7	86.9	-43.2	Peak	Vertical

Note 1: "*" is not in restricted band, its limit is 30dBc of the fundamental emission level (116.9dBμV/m) or 15.209 which is higher.

Note 2: Measure Level (dBμV/m) = Reading Level (dBμV) + Factor (dB)

Factor (dB) = Cable Loss (dB) + Antenna Factor (dB/m) - Pre_Amplifier Gain (dB)

Product	ACCESS POINT	Temperature	25°C
Test Engineer	Kevin Ker	Relative Humidity	56%
Test Site	AC1	Test Date	2020/03/12
Test Mode:	802.11ax-HE40 - Ant 0 + 1	Test Channel:	09
Remark:	1. Average measurement was not performed if peak level lower than average limit. 2. Other frequency was 20dB below limit line within 1-18GHz, there is not show in the report.		

Mark	Frequency (MHz)	Reading Level (dBμV)	Factor (dB)	Measure Level (dBμV/m)	Limit (dBμV/m)	Margin (dB)	Detector	Polarization
	4034.5	55.5	-18.5	37.0	54.0	-17.0	Peak	Horizontal
	4621.0	51.4	-14.2	37.2	54.0	-16.8	Peak	Horizontal
*	5879.0	49.4	-10.3	39.1	83.9	-44.8	Peak	Horizontal
*	7103.0	46.8	-3.1	43.7	83.9	-40.2	Peak	Horizontal
	4612.5	52.6	-15.0	37.6	54.0	-16.4	Peak	Vertical
	5071.5	52.4	-13.6	38.8	54.0	-15.2	Peak	Vertical
*	5802.5	49.3	-10.8	38.5	83.9	-45.4	Peak	Vertical
*	7043.5	47.7	-4.4	43.3	83.9	-40.6	Peak	Vertical

Note 1: "*" is not in restricted band, its limit is 30dBc of the fundamental emission level (113.9dBμV/m) or 15.209 which is higher.

Note 2: Measure Level (dBμV/m) = Reading Level (dBμV) + Factor (dB)

Factor (dB) = Cable Loss (dB) + Antenna Factor (dB/m) - Pre_Amplifier Gain (dB)

The Worst Case of Radiated Emission below 1GHz:

Site: AC1	Time: 2020/03/21 - 10:28
Limit: FCC_Part15.209_RE(3m)	Engineer: Kevin Ker
Probe: VULB 9168_20-2000MHz	Polarity: Horizontal
EUT: ACCESS POINT 2.4G	Power: By PoE
Note: There is the worst case within frequency range 30MHz~1GHz.	

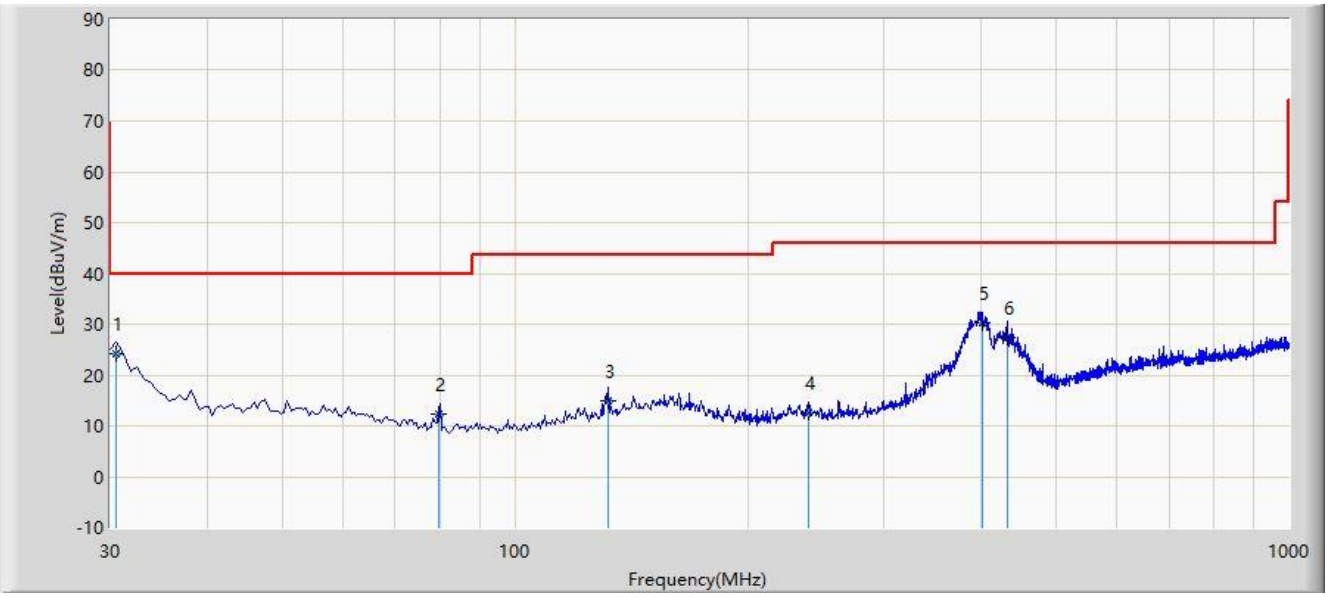

No	Flag	Mark	Frequency (MHz)	Measure Level (dBuV/m)	Reading Level (dBuV)	Margin (dB)	Limit (dBuV/m)	Factor (dB)	Type
1		*	30.485	24.296	6.214	-15.704	40.000	18.082	QP
2			79.842	12.320	-1.842	-27.680	40.000	14.162	QP
3			131.751	14.804	-1.084	-28.696	43.500	15.888	QP
4			239.514	12.544	-7.641	-33.456	46.000	20.185	QP
5			401.014	30.192	6.017	-15.808	46.000	24.175	QP
6			432.048	27.469	2.841	-18.531	46.000	24.628	QP

Note 1: Measure Level (dBμV/m) = Reading Level (dBμV) + Factor (dB)

Factor (dB) = Cable Loss (dB) + Antenna Factor (dB/m)

Note 2: The test trace is same as the ambient noise and the amplitude of the emissions are attenuated more than 20dB below the permissible (the test frequency range: 9kHz ~ 30MHz, 18GHz ~ 25GHz), therefore no data appear in the report.

Site: AC1	Time: 2020/03/21 - 10:28
Limit: FCC_Part15.209_RE(3m)	Engineer: Kevin Ker
Probe: VULB 9168_20-2000MHz	Polarity: Vertical
EUT: ACCESS POINT 2.4G	Power: By PoE
Note: There is the worst case within frequency range 30MHz~1GHz.	

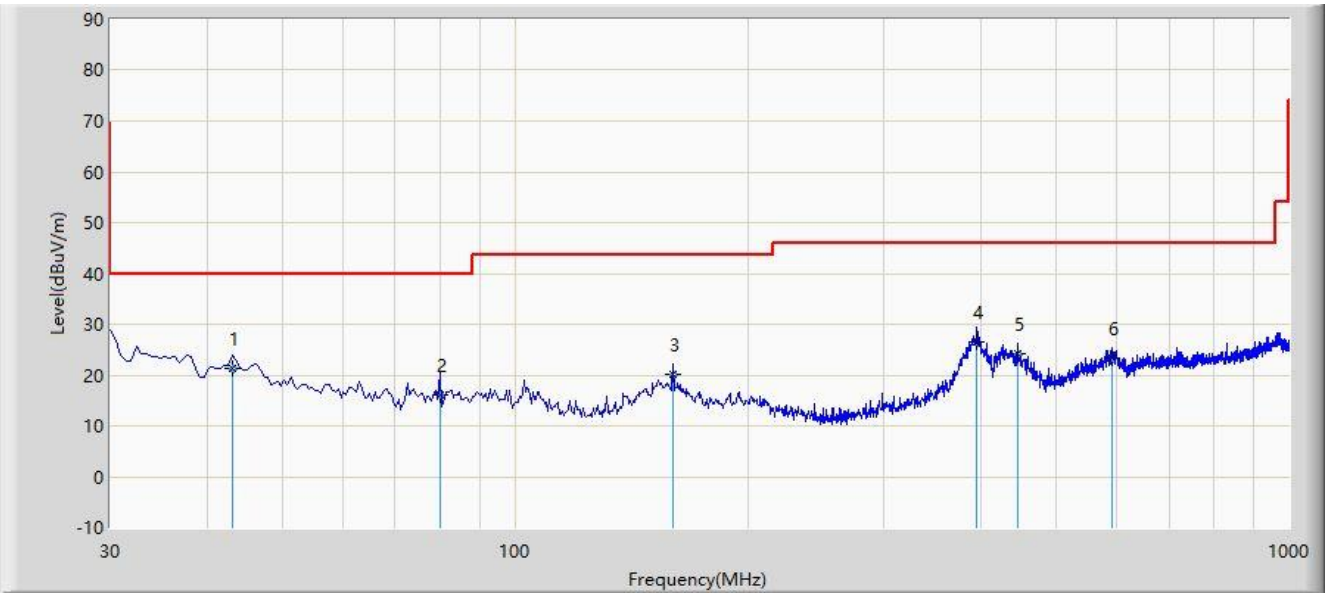

No	Flag	Mark	Frequency (MHz)	Measure Level (dBuV/m)	Reading Level (dBuV)	Margin (dB)	Limit (dBuV/m)	Factor (dB)	Type
1		*	43.084	21.259	0.142	-18.741	40.000	21.116	QP
2			79.948	16.146	1.984	-23.854	40.000	14.163	QP
3			159.751	20.115	4.007	-23.385	43.500	16.108	QP
4			395.681	26.448	2.351	-19.552	46.000	24.097	QP
5			445.579	24.142	-0.684	-21.858	46.000	24.825	QP
6			592.114	23.276	-4.084	-22.724	46.000	27.360	QP

Note 1: Measure Level (dBμV/m) = Reading Level (dBμV) + Factor (dB)

Factor (dB) = Cable Loss (dB) + Antenna Factor (dB/m)

Note 2: The test trace is same as the ambient noise and the amplitude of the emissions are attenuated more than 20dB below the permissible (the test frequency range: 9kHz ~ 30MHz, 18GHz ~ 25GHz), therefore no data appear in the report.

3. Radiated Restricted Band Edge Measurement Test Result

Site: AC1	Time: 2020/01/14 - 01:33
Limit: FCC_Part 15.209_RE(3m)	Engineer: Kevin Ker
Probe: BBHA 9120D_1-18GHz	Polarity: Horizontal
EUT: ACCESS POINT	Power: By PoE
Test Mode: Transmit by 802.11b at Channel 2412MHz	

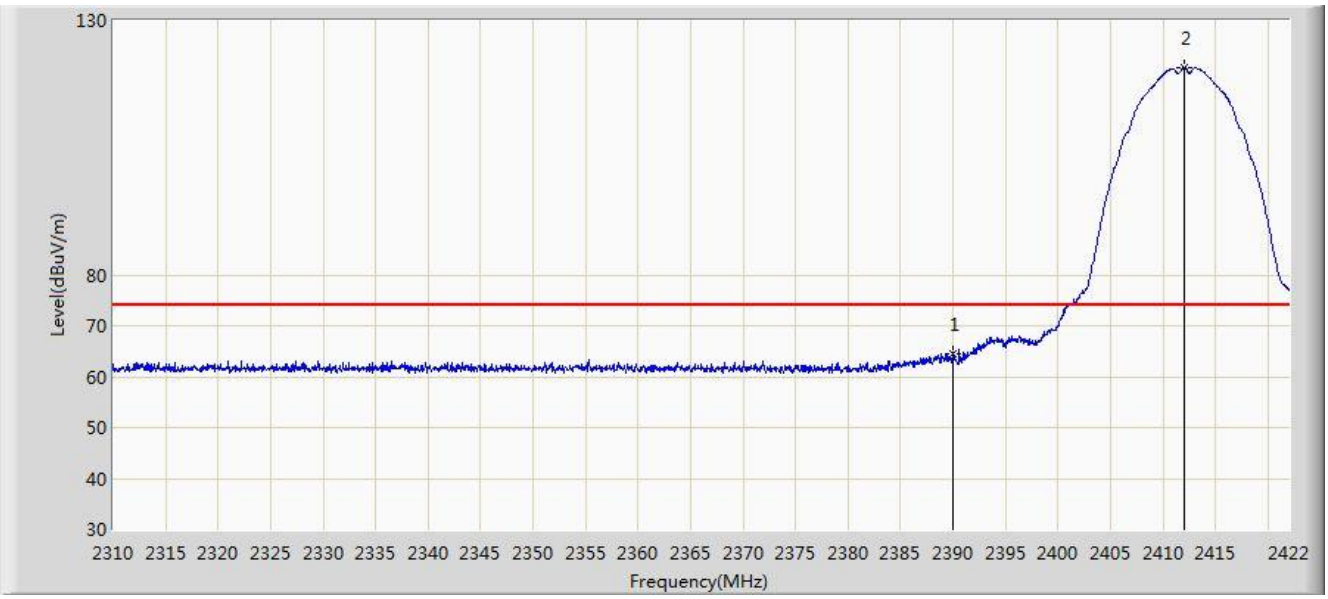

No	Flag	Mark	Frequency (MHz)	Measure Level (dBuV/m)	Reading Level (dBuV)	Margin (dB)	Limit (dBuV/m)	Factor (dB)	Type
1			2390.000	64.439	32.165	-9.561	74.000	32.274	PK
2		*	2412.032	120.712	88.337	N/A	N/A	32.375	PK

Note: Measure Level (dBµV/m) = Reading Level (dBµV) + Factor (dB)

Factor (dB) = Cable Loss (dB) + Antenna Factor (dB/m).

Site: AC1	Time: 2020/01/14 - 01:36
Limit: FCC_Part 15.209_RE(3m)	Engineer: Kevin Ker
Probe: BBHA 9120D_1-18GHz	Polarity: Horizontal
EUT: ACCESS POINT	Power: By PoE
Test Mode: Transmit by 802.11b at Channel 2412MHz	

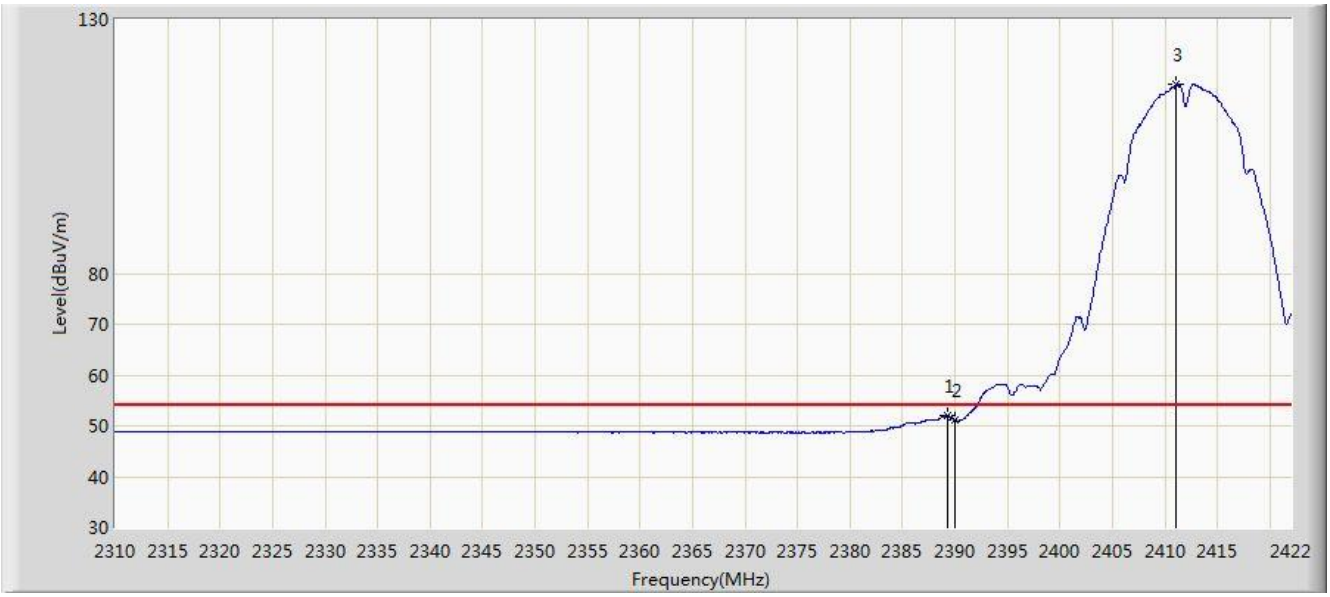

No	Flag	Mark	Frequency (MHz)	Measure Level (dBuV/m)	Reading Level (dBuV)	Margin (dB)	Limit (dBuV/m)	Factor (dB)	Type
1			2389.352	51.983	19.712	-2.017	54.000	32.271	AV
2			2390.000	51.233	18.959	-2.767	54.000	32.274	AV
3	X	*	2411.080	117.201	84.831	N/A	N/A	32.370	AV

Note: Measure Level (dBµV/m) = Reading Level (dBµV) + Factor (dB)

Factor (dB) = Cable Loss (dB) + Antenna Factor (dB/m).

Site: AC1	Time: 2020/01/14 - 01:38
Limit: FCC_Part 15.209_RE(3m)	Engineer: Kevin Ker
Probe: BBHA 9120D_1-18GHz	Polarity: Vertical
EUT: ACCESS POINT	Power: By PoE
Test Mode: Transmit by 802.11b at Channel 2412MHz	

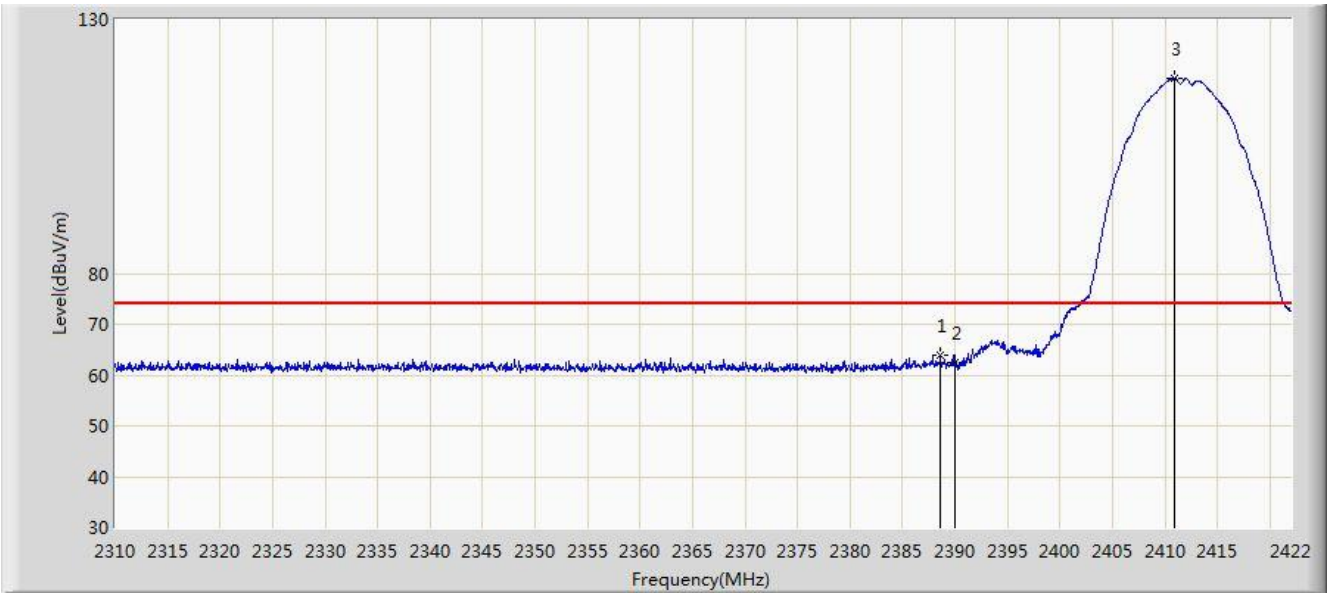

No	Flag	Mark	Frequency (MHz)	Measure Level (dBuV/m)	Reading Level (dBuV)	Margin (dB)	Limit (dBuV/m)	Factor (dB)	Type
1			2388.624	63.821	31.553	-10.179	74.000	32.268	PK
2			2390.000	62.519	30.245	-11.481	74.000	32.274	PK
3		*	2410.856	118.363	85.994	N/A	N/A	32.370	PK

Note: Measure Level (dBµV/m) = Reading Level (dBµV) + Factor (dB)

Factor (dB) = Cable Loss (dB) + Antenna Factor (dB/m).

Site: AC1	Time: 2020/01/14 - 01:39
Limit: FCC_Part 15.209_RE(3m)	Engineer: Kevin Ker
Probe: BBHA 9120D_1-18GHz	Polarity: Vertical
EUT: ACCESS POINT	Power: By PoE
Test Mode: Transmit by 802.11b at Channel 2412MHz	

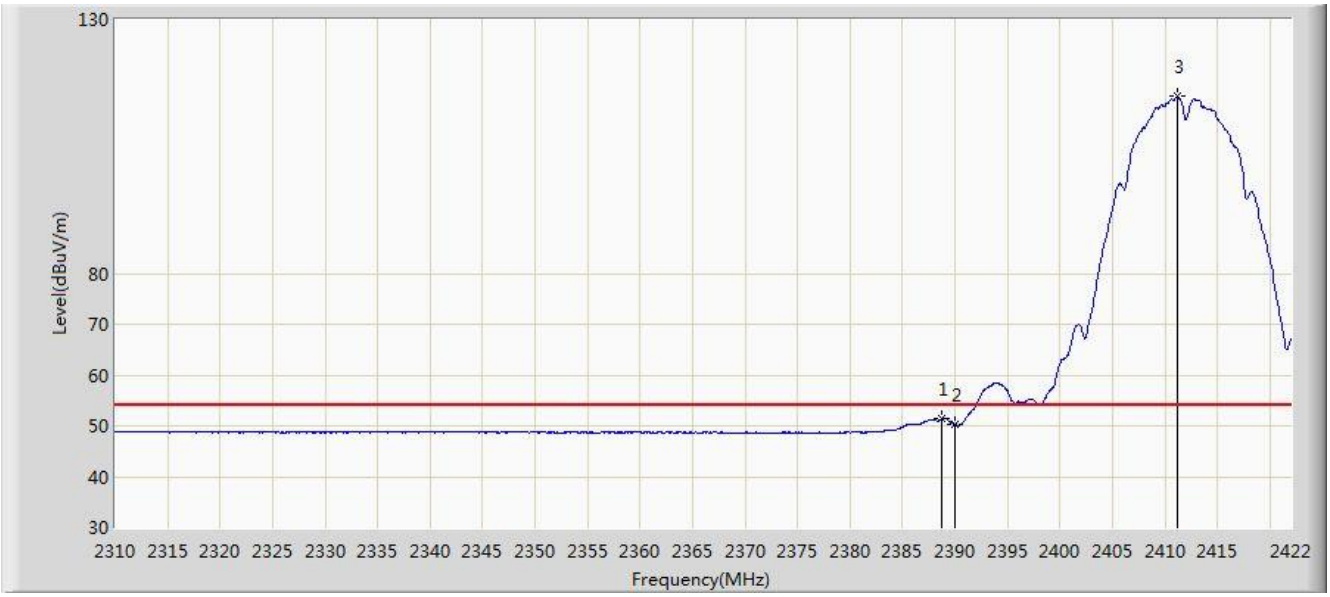

No	Flag	Mark	Frequency (MHz)	Measure Level (dBuV/m)	Reading Level (dBuV)	Margin (dB)	Limit (dBuV/m)	Factor (dB)	Type
1			2388.680	51.323	19.055	-2.677	54.000	32.268	AV
2			2390.000	50.287	18.013	-3.713	54.000	32.274	AV
3	X	*	2411.136	114.784	82.414	N/A	N/A	32.370	AV

Note: Measure Level (dBµV/m) = Reading Level (dBµV) + Factor (dB)

Factor (dB) = Cable Loss (dB) + Antenna Factor (dB/m).

Site: AC1	Time: 2020/01/14 - 01:45
Limit: FCC_Part 15.209_RE(3m)	Engineer: Kevin Ker
Probe: BBHA 9120D_1-18GHz	Polarity: Horizontal
EUT: ACCESS POINT	Power: By PoE
Test Mode: Transmit by 802.11b at Channel 2462MHz	

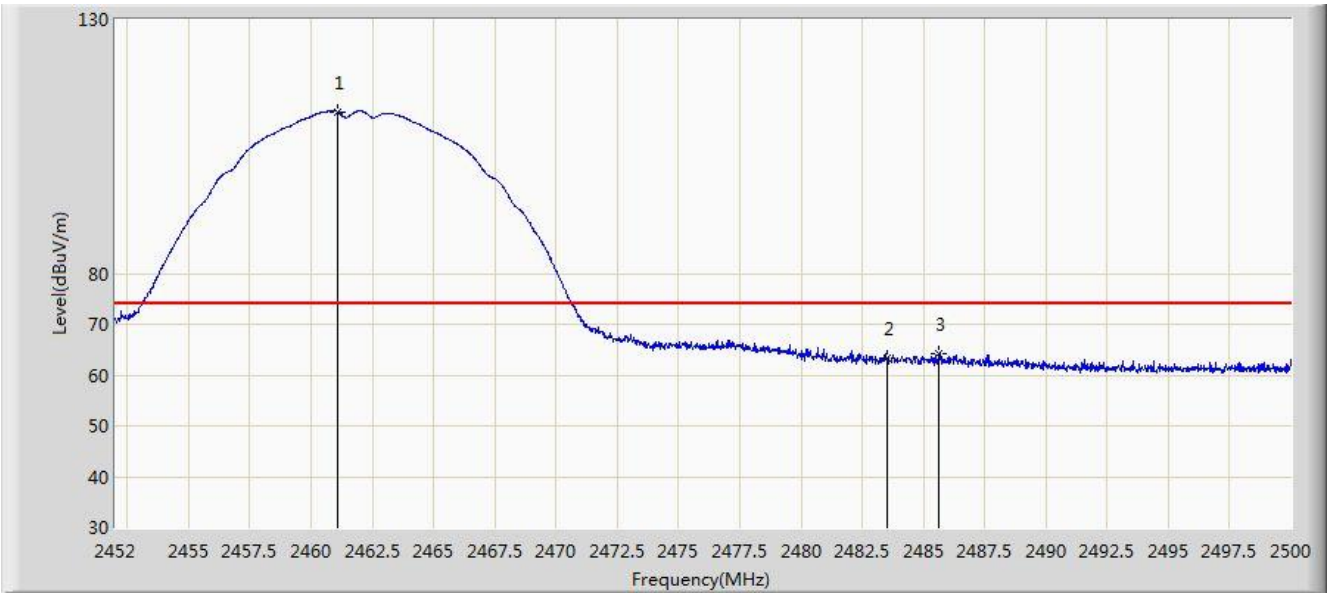

No	Flag	Mark	Frequency (MHz)	Measure Level (dBuV/m)	Reading Level (dBuV)	Margin (dB)	Limit (dBuV/m)	Factor (dB)	Type
1		*	2461.072	111.840	79.239	N/A	N/A	32.601	PK
2			2483.500	63.262	30.558	-10.738	74.000	32.704	PK
3			2485.648	64.092	31.378	-9.908	74.000	32.714	PK

Note: Measure Level (dBµV/m) = Reading Level (dBµV) + Factor (dB)

Factor (dB) = Cable Loss (dB) + Antenna Factor (dB/m).

Site: AC1	Time: 2020/01/14 - 01:47
Limit: FCC_Part 15.209_RE(3m)	Engineer: Kevin Ker
Probe: BBHA 9120D_1-18GHz	Polarity: Horizontal
EUT: ACCESS POINT	Power: By PoE
Test Mode: Transmit by 802.11b at Channel 2462MHz	

No	Flag	Mark	Frequency (MHz)	Measure Level (dBuV/m)	Reading Level (dBuV)	Margin (dB)	Limit (dBuV/m)	Factor (dB)	Type
1	X	*	2461.144	108.448	75.847	N/A	N/A	32.601	AV
2			2483.500	50.718	18.014	-3.282	54.000	32.704	AV

Note: Measure Level (dBµV/m) = Reading Level (dBµV) + Factor (dB)

Factor (dB) = Cable Loss (dB) + Antenna Factor (dB/m).

Site: AC1	Time: 2020/01/14 - 01:49
Limit: FCC_Part 15.209_RE(3m)	Engineer: Kevin Ker
Probe: BBHA 9120D_1-18GHz	Polarity: Vertical
EUT: ACCESS POINT	Power: By PoE
Test Mode: Transmit by 802.11b at Channel 2462MHz	

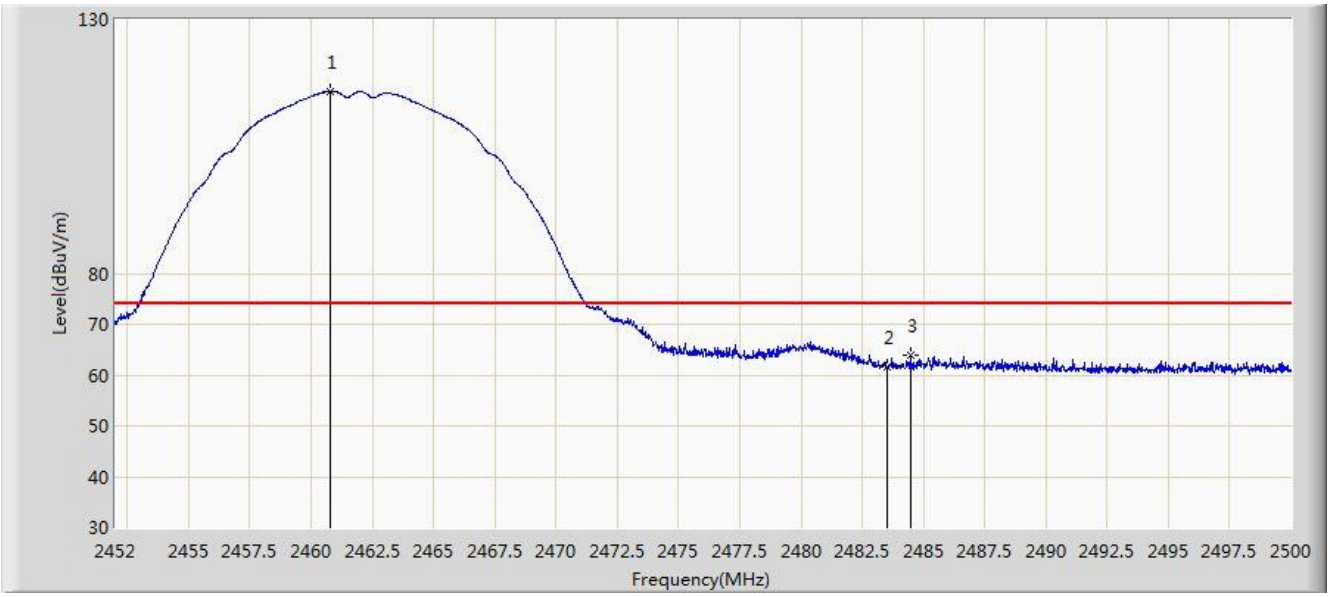

No	Flag	Mark	Frequency (MHz)	Measure Level (dBuV/m)	Reading Level (dBuV)	Margin (dB)	Limit (dBuV/m)	Factor (dB)	Type
1		*	2460.784	115.853	83.253	N/A	N/A	32.600	PK
2			2483.500	61.566	28.862	-12.434	74.000	32.704	PK
3			2484.472	63.836	31.127	-10.164	74.000	32.709	PK

Note: Measure Level (dBµV/m) = Reading Level (dBµV) + Factor (dB)

Factor (dB) = Cable Loss (dB) + Antenna Factor (dB/m).

Site: AC1	Time: 2020/01/14 - 01:49
Limit: FCC_Part 15.209_RE(3m)	Engineer: Kevin Ker
Probe: BBHA 9120D_1-18GHz	Polarity: Vertical
EUT: ACCESS POINT	Power: By PoE
Test Mode: Transmit by 802.11b at Channel 2462MHz	

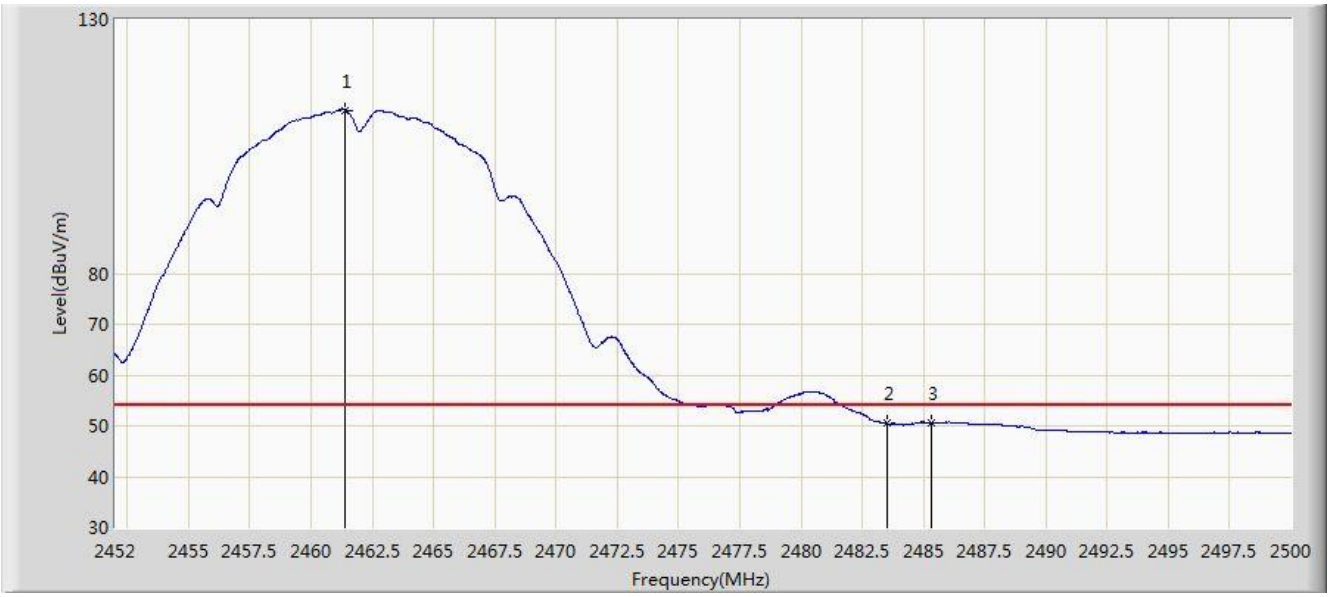

No	Flag	Mark	Frequency (MHz)	Measure Level (dBuV/m)	Reading Level (dBuV)	Margin (dB)	Limit (dBuV/m)	Factor (dB)	Type
1	X	*	2461.384	112.165	79.562	N/A	N/A	32.603	AV
2			2483.500	50.497	17.793	-3.503	54.000	32.704	AV
3			2485.336	50.684	17.971	-3.316	54.000	32.713	AV

Note: Measure Level (dBµV/m) = Reading Level (dBµV) + Factor (dB)

Factor (dB) = Cable Loss (dB) + Antenna Factor (dB/m).

Site: AC1	Time: 2020/01/14 - 01:57
Limit: FCC_Part 15.209_RE(3m)	Engineer: Kevin Ker
Probe: TW RF Substitution 1-18GHz_2019	Polarity: Horizontal
EUT: ACCESS POINT	Power: By PoE
Test Mode: Transmit by 802.11g at Channel 2412MHz	

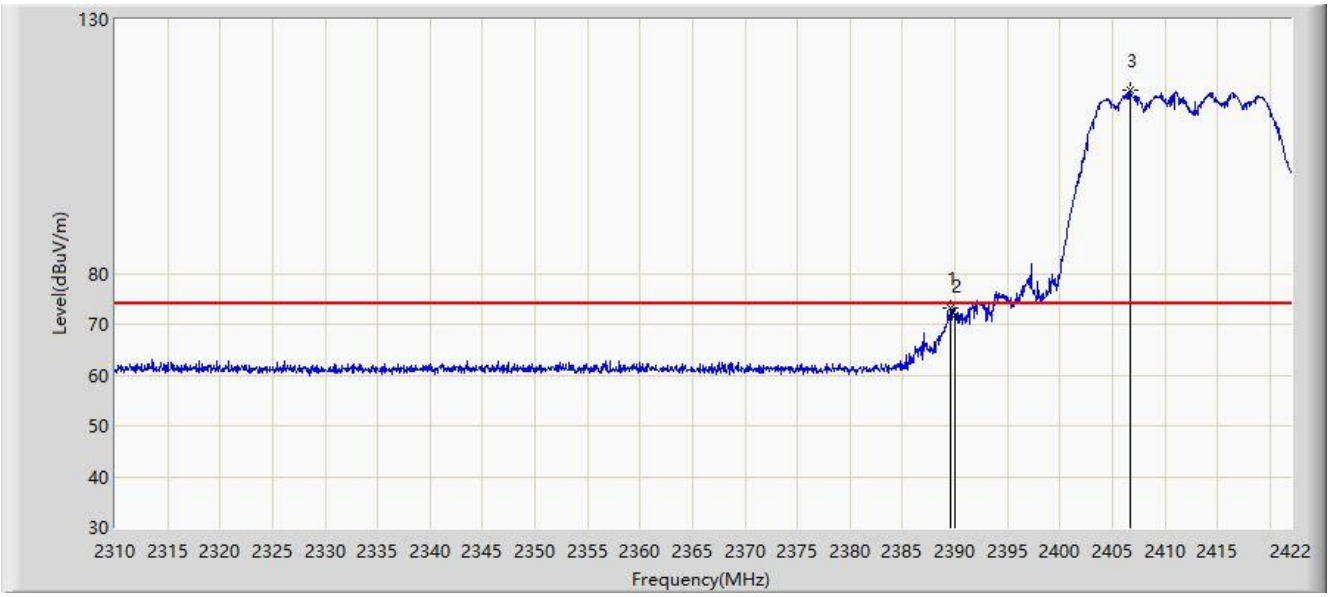

No	Flag	Mark	Frequency (MHz)	Measure Level (dBuV/m)	Reading Level (dBuV)	Margin (dB)	Limit (dBuV/m)	Factor (dB)	Type
1			2389.632	73.098	61.752	-0.902	74.000	11.347	PK
2			2390.000	71.787	60.442	-2.213	74.000	11.345	PK
3		*	2406.656	116.007	104.600	N/A	N/A	11.407	PK

Note: Measure Level (dBµV/m) = Reading Level (dBµV) + Factor (dB)

Factor (dB) = Cable Loss (dB) + Antenna Factor (dB/m).

Site: AC1	Time: 2020/01/14 - 01:59
Limit: FCC_Part 15.209_RE(3m)	Engineer: Kevin Ker
Probe: TW RF Substitution 1-18GHz_2019	Polarity: Horizontal
EUT: ACCESS POINT	Power: By PoE
Test Mode: Transmit by 802.11g at Channel 2412MHz	

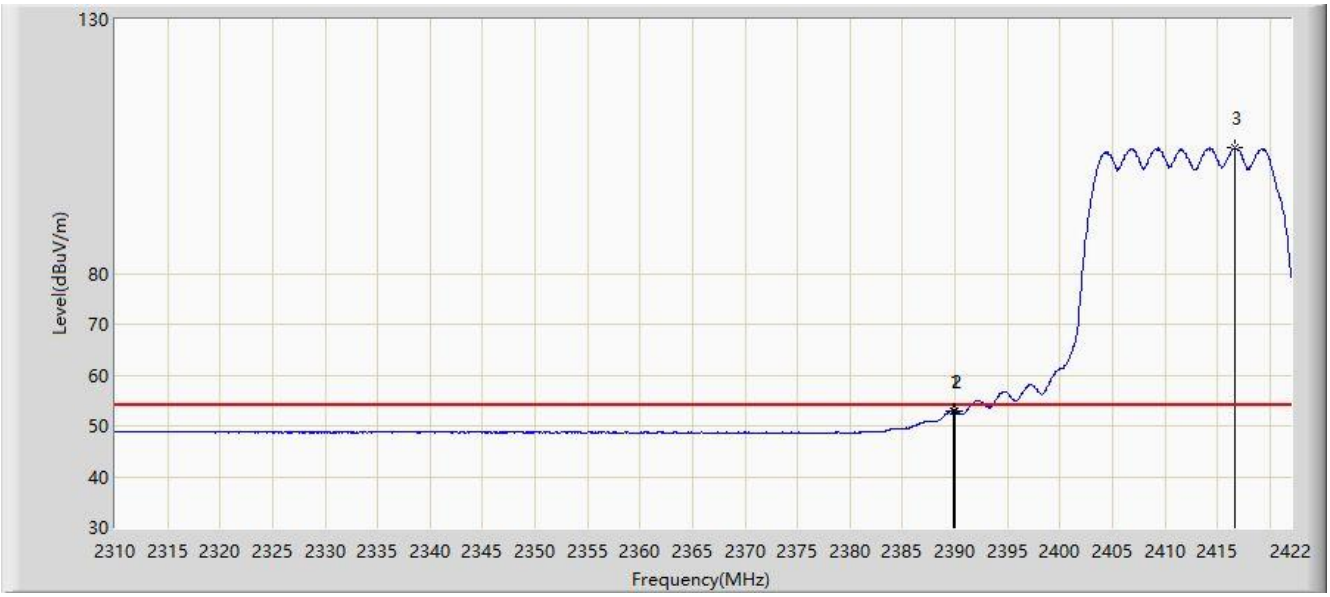

No	Flag	Mark	Frequency (MHz)	Measure Level (dBuV/m)	Reading Level (dBuV)	Margin (dB)	Limit (dBuV/m)	Factor (dB)	Type
1			2389.800	52.991	41.645	-1.009	54.000	11.346	AV
2			2390.000	52.870	41.525	-1.130	54.000	11.345	AV
3		*	2416.736	104.784	93.287	N/A	N/A	11.498	AV

Note: Measure Level (dBµV/m) = Reading Level (dBµV) + Factor (dB)

Factor (dB) = Cable Loss (dB) + Antenna Factor (dB/m).

Site: AC1	Time: 2020/01/14 - 02:00
Limit: FCC_Part 15.209_RE(3m)	Engineer: Kevin Ker
Probe: TW RF Substitution 1-18GHz_2019	Polarity: Vertical
EUT: ACCESS POINT	Power: By PoE
Test Mode: Transmit by 802.11g at Channel 2412MHz	

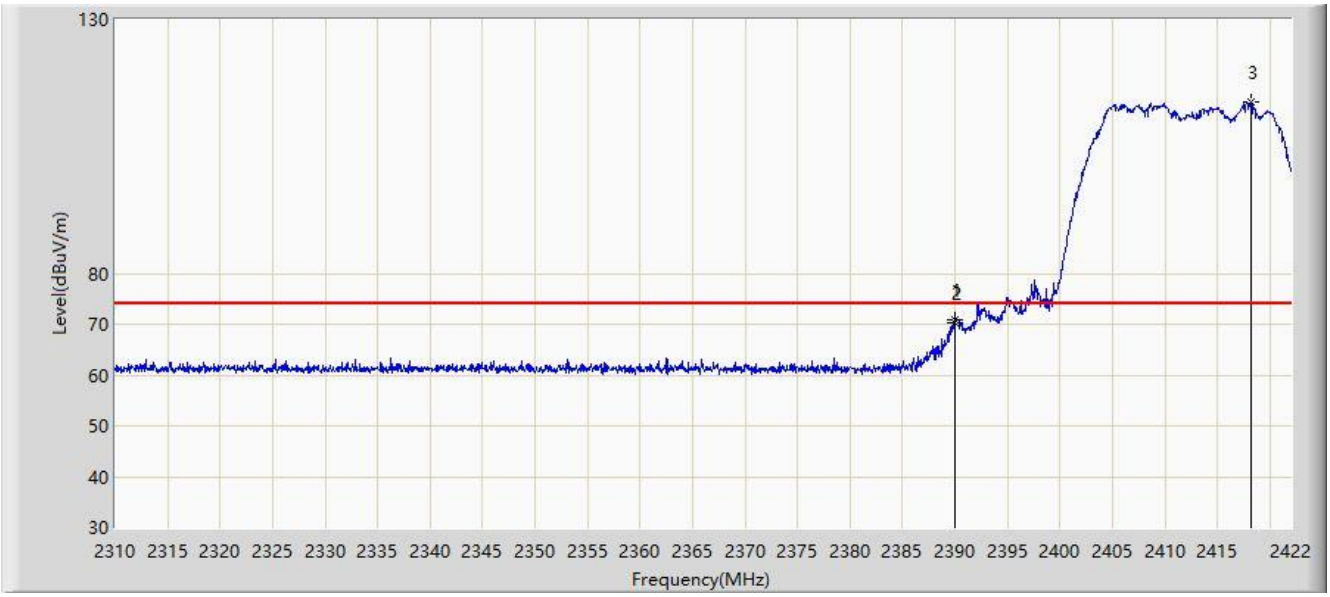

No	Flag	Mark	Frequency (MHz)	Measure Level (dBuV/m)	Reading Level (dBuV)	Margin (dB)	Limit (dBuV/m)	Factor (dB)	Type
1			2389.968	70.796	57.838	-3.204	74.000	12.958	PK
2			2390.000	70.401	57.443	-3.599	74.000	12.958	PK
3		*	2418.192	113.755	101.087	N/A	N/A	12.668	PK

Note: Measure Level (dBµV/m) = Reading Level (dBµV) + Factor (dB)

Factor (dB) = Cable Loss (dB) + Antenna Factor (dB/m).